

A Confidence Interval for the ℓ_2 Expected Calibration Error

Yan Sun, Pratik Chaudhari, Ian J. Barnett, and Edgar Dobriban*

August 20, 2024

Abstract

Recent advances in machine learning have significantly improved prediction accuracy in various applications. However, ensuring the calibration of probabilistic predictions remains a significant challenge. Despite efforts to enhance model calibration, the rigorous statistical evaluation of model calibration remains less explored. In this work, we develop confidence intervals for the ℓ_2 Expected Calibration Error (ECE). We consider top-1-to- k calibration, which includes both the popular notion of confidence calibration as well as full calibration. For a debiased estimator of the ECE, we show asymptotic normality, but with different convergence rates and asymptotic variances for calibrated and miscalibrated models. We develop methods to construct asymptotically valid confidence intervals for the ECE, accounting for this behavior as well as non-negativity. Our theoretical findings are supported through extensive experiments, showing that our methods produce valid confidence intervals with shorter lengths compared to those obtained by resampling-based methods.

Contents

1	Introduction	2
1.1	Related Work	3
1.2	Notation	4
2	Formulation	4
2.1	Estimating the Calibration Error	5
2.2	Confidence Interval	6
3	Theoretical Analysis	8
3.1	Asymptotic Normality	8
3.2	Adjusted Confidence Interval	9
4	Experiments	10
4.1	Simulated Data	10
4.2	Results on Empirical Datasets	11
4.2.1	CIFAR	13
4.2.2	Alzheimer’s Disease Prediction	14
5	Discussion	14
6	Proofs	14
6.1	Moment Calculations	14
6.1.1	Preliminary Calculations	15
6.1.2	Calibrated Model	17
6.2	Proof of Theorem 3.3	18
6.2.1	Poissonization	18
6.2.2	Proof of Theorem 3.3	20
6.3	Proof of Theorem 3.4	21
6.4	Proof of Lemma 6.4	22

*University of Pennsylvania. Correspondence to YS (sunyan1@wharton.upenn.edu) and ED (dobriban@wharton.upenn.edu).

6.5	Proof of Proposition 3.5	24
6.6	Choice of the Number of Bins	28
6.6.1	Bias of $T_{m,n}$	28
6.6.2	Variance of $T_{m,n}$	29
6.7	Proof of Theorem 3.7	30
6.8	Proof of Theorem 3.9	30

1 Introduction

The recent development of sophisticated machine learning methods, such as deep neural networks, has dramatically improved prediction accuracy on a range of problems. As a result, machine learning methods are increasingly used in safety-critical applications, such as self-driving cars (Bojarski et al., 2016) and medical diagnosis (Esteva et al., 2017). In these applications, machine learning methods may provide probabilistic forecasts for classification tasks, and the probability outputs of a model can be important for decision-making. In these cases, machine learning methods should not only be accurate, but also have *calibrated* probability predictions.

Calibration provides a formal guarantee to ensure the predicted probabilities are meaningful and reliable. Take, for example, a binary classification predictor f , which inputs a feature X and outputs $f(X)$, the probability that the corresponding label Y is one (“1”). The model f is considered calibrated if, for any given probability $p \in [0, 1]$, $\mathbb{E}[Y|f(X) = p] = p$. This could mean, for instance, that 10% of patients predicted to have a 10% chance of heart disease actually have this condition.

This form of calibration is recognized as an important aspect of probabilistic forecasts in many applications (Murphy and Winkler, 1984; Hilden et al., 1978; Guo et al., 2017; Minderer et al., 2021; Gneiting et al., 2007; Gneiting and Katzfuss, 2014). Unfortunately, many popular modern deep learning models are reported to be poorly calibrated (Guo et al., 2017), prompting a significant body of research focused on enhancing the calibration of machine learning methods (Guo et al., 2017; Kull et al., 2019; Kumar et al., 2018; Mukhoti et al., 2020). Despite the considerable effort dedicated to improving and quantifying model calibration, the rigorous statistical evaluation of these model calibration metrics remains an under-explored area.

The most widely used calibration measure is the ℓ_p Expected Calibration Error (ECE), for $p \geq 1$, defined as

$$\text{ECE}_p := \mathbb{E} [\mathbb{E} [\|Y - f(X)\|^p | f(X)]]^{\frac{1}{p}}.$$

To estimate ECE_p in practical settings, the support of $f(X)$ is typically divided into a predefined number of bins (e.g., 15 bins is widely used as in Guo et al. (2017)), and the mean of $\|Y - f(X)\|^p$ within each bin is calculated, followed by an average across all bins. However, the estimator on a finite dataset can be both biased (Kumar et al., 2019) and highly variable (Tao et al., 2023). Therefore, constructing a confidence interval for the calibration error would be an important step towards a thorough evaluation of model calibration.

In this work, we focus on the problem of evaluating top-1-to- k calibration in K -class classification, i.e., the calibration of the largest k ($k \leq K$) predicted probabilities. This metric encompasses both the widely used confidence calibration when $k = 1$ (Guo et al., 2017) and the strongest form, multi-class calibration, when $k = K$. We construct asymptotically valid confidence intervals for the ℓ_2 ECE. We make the following contributions:

- We propose a debiased estimator for ℓ_2 ECE and establish its asymptotic normality. We show that the convergence rate and asymptotic variance of the estimator differ for calibrated and mis-calibrated models. Using the limiting distribution of the estimator, we develop a confidence interval for ℓ_2 ECE that accounts for different limiting distributions and the non-negativity of ℓ_2 ECE. Our theoretical results show that these confidence intervals provide asymptotically correct coverage rates.
- We validate our theoretical results through extensive experiments. Simulations support our theoretical findings on the coverage rate of the confidence intervals. Compared to general methods for constructing confidence sets, such as subsampling (Politis and Romano, 1994) and the HulC (Kuchibhotla et al., 2021), our method produces intervals with shorter lengths. We also show that the bootstrap undercovers in finite samples, especially for models with a small calibration error. While resampling methods are commonly used for constructing error bars in calibration studies (e.g., Harrell, 2015; Vaicenavicius et al., 2019), our results

indicate they may not be reliable. Our method offers an easy-to-use approach for constructing valid confidence intervals.

We also conduct experiments on the benchmark CIFAR10 and CIFAR100 datasets with popular deep learning architectures (ResNet, WideResNet, etc.) and an experiment on Alzheimer’s disease prediction. Our methods can provide a quantitative evaluation of whether the calibration of two models is significantly different.

- Our proofs include the following innovations:

1. To analyze our debiased estimator, we address the sum of dependent random variables across different bins. Deriving the limit law of the estimator requires a Poissonization argument. We specify the conditions needed to obtain the limit law of the conditional distribution (Lemma 6.3), filling gaps in existing analyses (see e.g., Beirlant and Györfi, 1998; Györfi and Walk, 2015).
2. We extend the existing Poissonization argument to handle non-zero correlations between the components of the Poissonized variables (Lemma 6.4). This novel technical tool may be useful beyond our paper.

Our experiments can be reproduced with the code available at <https://github.com/sylydya/CI-ECE>.

1.1 Related Work

There is a substantial body of related work on evaluating the calibration of prediction methods, constructing confidence intervals, and deriving limit laws for nonparametric estimators. Here we review the most closely related studies.

Calibration. The origins of calibration for classification can be traced back to meteorology research in the early 1900s (Hallenbeck, 1920), where forecasts were expressed as probabilities and assessed against empirical observations. Since then, calibration has been recognized as a crucial aspect of probabilistic predictions in various applications, including weather forecasting (Murphy, 1998), medical diagnosis (Van Calster and Vickers, 2015; Van Calster et al., 2016, 2019), image classification (Minderer et al., 2021), and natural language processing Jiang et al. (2021); Huang et al. (2024).

Calibration Metrics. Various metrics have been used to evaluate model calibration. Proper scoring rules Gneiting and Raftery (2007), such as the Brier score (Brier, 1950) and negative log-likelihood (Winkler et al., 1996), define loss functions between the predictive and true distributions. At the population level, these metrics are minimized when the predicted distribution matches the true distribution. Recently, Guo et al. (2017) highlighted the mis-calibration issue of modern neural networks and the Expected Calibration Error (ECE) became the most widely used metric for calibration, hence our focus in this work.

Variants of ECE include the confidence calibration error (Guo et al., 2017), class-wise calibration error, and multi-class calibration error (Kull et al., 2019). In practice, the ECE is typically estimated using a fixed binning scheme, but it can be biased and sensitive to the choice of bins (Kumar et al., 2019; Nixon et al., 2019; Tao et al., 2023). To address this, Zhang et al. (2020) proposed a kernel density estimation of ECE without relying on binning, Kumar et al. (2019) introduced a debiased ECE estimator for probability predictors with a finite number of outputs, and Lee et al. (2023) proposed a debiased estimator for multi-class calibration error, developing a hypothesis test framework to detect whether a model is significantly mis-calibrated. We extend the debiased estimator proposed in Lee et al. (2023) to top-1-to- k calibration error and investigate its limiting distribution to construct a confidence interval.

Other than ECE, Kumar et al. (2018) introduced a kernel calibration error based on maximum mean discrepancy, Błasiok et al. (2023) proposed defining the distance from calibration as the ℓ_1 distance to the closest calibrated predictor, and Gupta et al. (2020) developed calibration metrics based on the Kolmogorov-Smirnov test.

Limit Laws of Nonparametric Estimators. Studying the limit law of the binned ECE estimator requires a Poissonization argument. Similar approaches have been used in Beirlant et al. (1994); Beirlant and Györfi (1998) to derive the asymptotic distribution of ℓ_2 errors in histogram function estimation. The key step is a partial inversion argument for obtaining characteristic functions of conditional distributions, which goes back at least to Bartlett (1938), see also Holst (1979b); Esty (1983); Holst (1979a), among others.

Constructing Confidence Intervals. In this work, we construct valid confidence intervals for the ℓ_2 ECE by studying the estimator’s asymptotic distribution. There are generic techniques for constructing confidence intervals, such as resampling-based methods like the bootstrap (Efron, 1979) and subsampling (Politis and Romano, 1994). The bootstrap requires that the estimator be Hadamard differentiable (Dümbgen, 1993), while subsampling requires knowing the rate of convergence of the estimator. More recently, generic approaches have been developed to construct valid confidence intervals with minimal regularity conditions, such as universal inference (Wasserman et al., 2020) and the HulC (Kuchibhotla et al., 2021), which use sample-splitting techniques. Compared to these methods, for the problem of confidence intervals for ECE, our method is computationally more efficient (no resampling required) and produces confidence intervals with shorter lengths. In particular, our method produces shorter intervals because it relies on the asymptotic distribution instead of sample-splitting, which would effectively reduce the sample size leading to wider intervals.

Broader Work on Uncertainty Quantification for Machine Learning. Beyond calibration, an important line of work aims to quantify the uncertainty in the predictions of machine learning models by constructing prediction sets, as opposed to point prediction sets. The idea of prediction sets dates back at least to the pioneering works of Wilks (1941), Wald (1943), Scheffe and Tukey (1945), and Tukey (1947, 1948). More recently conformal prediction has emerged as a prominent methodology for constructing prediction sets (see, e.g., Saunders et al., 1999; Vovk et al., 1999; Papadopoulos et al., 2002; Vovk et al., 2005; Vovk, 2013; Lei et al., 2013; Lei and Wasserman, 2014; Lei et al., 2018; Angelopoulos et al., 2023; Guan, 2023; Romano et al., 2020; Liang et al., 2023; Dobriban and Yu, 2023). Predictive inference methods (e.g., Geisser, 2017, etc) have been developed under various assumptions (see, e.g., Bates et al., 2021; Park et al., 2022a,b; Sesia et al., 2023; Qiu et al., 2022; Li et al., 2022; Kaur et al., 2022; Si et al., 2023; Lee et al., 2024).

1.2 Notation

For a positive integer d , we denote $[d] := \{1, \dots, d\}$. $\text{Cov}[X]$ denotes the covariance matrix of a random vector X and the support of X is denoted by $\text{supp}(X)$. For $p \geq 1$, a positive integer d and a vector $v \in \mathbb{R}^d$ we write $\|v\|_p := (\sum_{j=1}^d |v_j|^p)^{1/p}$ and $\|v\|_\infty := \max_{j=1}^d |v_j|$; further $\|v\| = \|v\|_2$. Denote by $I(\cdot)$ the indicator of an event. We write $X_n \xrightarrow{d} X$ if a sequence of random variables $(X_n)_{n \geq 1}$ converges in distribution to a random variable X , and $X_n \rightarrow_p c$ if a sequence of random variables $(X_n)_{n \geq 1}$ converges in probability to a constant c . For $\alpha \in (0, 1)$, let z_α be the $(1 - \alpha)$ th quantile of the standard normal distribution. For two positive sequences $(a_n)_{n \geq 1}$ and $(b_n)_{n \geq 1}$, we write $a_n = O(b_n)$ if for some $C > 0$ that does not depend on n , we have $a_n \leq Cb_n$, and write $a_n = o(b_n)$ or $a_n \ll b_n$ if $a_n/b_n \rightarrow 0$ as $n \rightarrow \infty$. We also write $a_n \asymp b_n$ if $0 < \liminf_n a_n/b_n < \limsup_n a_n/b_n < \infty$.

2 Formulation

For $K \geq 2$, consider a K -class classification problem with inputs $X \in \mathcal{X}$ and one-hot encoded labels $Y \in \mathcal{Y} := \{(Y_1, \dots, Y_K)^\top \in \{0, 1\}^K : \sum_{j=1}^K Y_j = 1\}$. Thus, for any $j \in [K]$, $Y_j = 1$ if and only if j is the correct class. We want to find a confidence interval for the calibration error of a given predictive model. Let $\Delta_{K-1} := \{(w_1, \dots, w_K)^\top \in [0, 1]^K : \sum_{j=1}^K w_j = 1\}$ be the simplex of probability distributions over K classes. We consider a pre-trained model (probabilistic classifier) $f : \mathcal{X} \rightarrow \Delta_{K-1}$, which for every input $X \in \mathcal{X}$ outputs predicted probabilities $Z = f(X) \in \Delta_{K-1}$ for the K classes.

We consider evaluating the top-1-to- k calibration of the model f for some $1 \leq k \leq K$. For any $a \in [K]$, let $f(X)_{(a)}$ be the a -th largest entry of $f(X)$, and let $f(X)_{(1:k)}$ denote the largest k entries and sorted in a non-increasing order; breaking ties arbitrarily if needed. Let $r_{1:k} = (r_1, \dots, r_k)^\top$ be the corresponding classes with the largest k predicted probabilities, and let $Y_{r_{1:k}} = (Y_{r_1}, \dots, Y_{r_k})^\top$ be the associated label indicators. Let P denote the distribution of (Z, Y) , and let P_Z denote the distribution of Z .

Then a model is top-1-to- k calibrated if P_Z -almost-surely,

$$\mathbb{E}[Y_{r_{1:k}} | f(X)_{(1:k)} = Z_{(1:k)}] = Z_{(1:k)}. \quad (1)$$

Equivalently, for almost every top- k predicted probabilities $z_{(1:k)}$ with respect to the distribution of $Z_{(1:k)}$, given that the predicted probabilities of the top k classes are $z_{(1:k)}$, the probabilities that $Y_j = 1$ are given by z_j , for all j among the top k predicted probabilities. When $k = 1$, definition (1) recovers the widely used notion of confidence

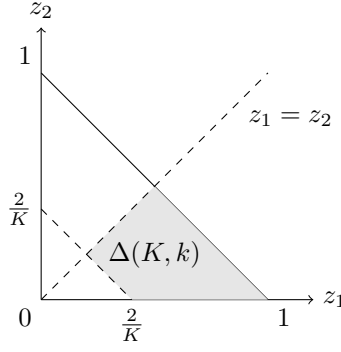


Figure 1: Illustration of the truncated Weyl chamber $\Delta(K, k)$ for $K = 5$ and $k = 2$. The shaded region represents the set of vectors (z_1, z_2) satisfying $\frac{k}{K} \leq z_1 + z_2 \leq 1$, $z_1 \geq z_2$.

calibration (Guo et al., 2017). When $k = K$, it becomes multi-class or full calibration (see e.g., Harrell, 2015; Kull et al., 2019, etc).

The top-1-to- k (squared) ℓ_2 Expected Calibration Error (ECE) is the measure of mis-calibration defined as

$$\text{ECE}_{1:k}^2 := \mathbb{E} \left[\left\| \mathbb{E} [Y_{r_{1:k}} - Z_{(1:k)} | Z_{(1:k)}] \right\|^2 \right], \quad (2)$$

where we recall that $\|\cdot\| = \|\cdot\|_2$ is the ℓ_2 norm, and where dependence on f is not displayed for simplicity. We can see that $\text{ECE}_{1:k}^2 \geq 0$, and moreover f is top-1-to- k -calibrated—so that (1) holds—if and only if $\text{ECE}_{1:k}^2 = 0$. In what follows, we will treat k, K as fixed.

2.1 Estimating the Calibration Error

The top- k predicted probabilities $f(x)_{(1:k)}$ are sorted in a non-decreasing order, and thus for all x belong to a special set we call the *truncated Weyl chamber*

$$\Delta(K, k) := \left\{ (z_1, \dots, z_k) : z_1 \geq z_2 \geq \dots \geq z_k \geq 0, \frac{k}{K} \leq \sum_{i=1}^k z_i \leq 1 \right\}. \quad (3)$$

This is obtained by cutting off the tip of the intersection of the simplex with the Weyl chamber, see Figure 1. To evaluate model calibration, we define a partition of a superset of this set, whose size depends on a hyperparameter $m > 0$ that we will set later, and construct an estimator where the regression functions appearing in (2) are estimated by a constant over each bin.

We now define a collection of sets $\mathcal{B}_m = \{B_1, \dots, B_{\ell_{m,n}}\}$, where $\ell_{m,n} > 0$. For $k = K$, we let \mathcal{B}_m be an equal-volume binning scheme for the probability simplex $\Delta(K, K) = \Delta_{K-1}$ which partitions Δ_{K-1} into m^{K-1} equal volume simplices is introduced in Section 8.2.3 of Lee et al. (2023). For $k < K$, we instead start by considering a cubic partition of \mathbb{R}^k . For a positive integer $m \in \mathbb{N}_{>0}$ and a k -vector of integers $\vec{i} = (i_1, \dots, i_k)^\top$, let $R_{m,\vec{i}} := \prod_{j=1}^k [\frac{i_j}{mK}, \frac{i_j+1}{mK})$ be a hypercube in \mathbb{R}^k . We take the sets $R_{m,\vec{i}}$ for which $R_{m,\vec{i}} \cap \Delta(K, k)$ is nonempty to form a collection of sets (also referred to as a partition, despite not partitioning $\Delta(K, k)$) $\mathcal{B}_m = \{B_1, \dots, B_{\ell_{m,n}}\}$, where $\ell_{m,n} > 0$ is the size of the partition. These sets have equal volumes, are disjoint, and their union covers $\Delta(K, k)$. As m grows, their union approximates $\Delta(K, k)$ more and more closely. Further, by considering the cases $k = K$ and $k < K$ separately, we see that there exists a constant $c > 0$ such that $\ell_{m,n} \leq cm^{\min(k, K-1)}$.

We are given a calibration data set $\{(X^{(1)}, Y^{(1)}), \dots, (X^{(n)}, Y^{(n)})\}$ that is independent of the data used to construct the model f . For all $i \in [n]$, we define the predicted probabilities $Z^{(i)} = f(X^{(i)}) \in \Delta_{K-1}$, and let $U^{(i)} = Y_{r_{1:k}}^{(i)} - Z_{(1:k)}^{(i)}$ be the difference between the top probability predictions and associated labels. Further, for $i \in [\ell_{m,n}]$, we let $\mathcal{I}_{m,n,i} := \{j : Z_{(1:k)}^{(j)} \in B_i, 1 \leq j \leq n\}$ be the indices of data points in B_i . By extending and slightly modifying the methods of Lee et al. (2023) from full calibration to top-1-to- k calibration, we study the

following estimator of $\text{ECE}_{1:k}^2$:

$$T_{m,n} = \frac{1}{n} \sum_{1 \leq i \leq \ell_{m,n}, |\mathcal{I}_{m,n,i}| \geq 2} \frac{1}{|\mathcal{I}_{m,n,i}| - 1} \sum_{a \neq b \in \mathcal{I}_{m,n,i}} U^{(a)\top} U^{(b)}. \quad (4)$$

Compared to the statistic proposed by Lee et al. (2023), we replace the factor $1/(n|\mathcal{I}_{m,n,i}|)$ by $1/[n(|\mathcal{I}_{m,n,i}| - 1)]$ for each bin. As shown in Section 6.6, our estimator has a smaller bias.

2.2 Confidence Interval

To develop a confidence interval for the calibration error, we will study the asymptotic distribution of the estimator $T_{m,n}$ given in (4). Typically, given $\alpha \in (0, 1)$, this process involves the following steps:

- Establishing a central limit theorem of the form $\sqrt{n}(T_{m,n} - \mathbb{E}[T_{m,n}])/\sigma \xrightarrow{d} \mathcal{N}(0, 1)$, for some $\sigma > 0$.
- Developing a consistent variance estimator $\hat{\sigma} \rightarrow_p \sigma$.
- Constructing a confidence interval using $[T_{m,n} - z_{\alpha/2}\hat{\sigma}/\sqrt{n}, T_{m,n} + z_{\alpha/2}\hat{\sigma}/\sqrt{n}]$.

However, it turns out that the asymptotic distribution of the estimator (4) behaves *differently* for calibrated and mis-calibrated models, and this must be considered in the confidence interval. Additionally, this standard approach might lead to confidence intervals that cover *negative values*, which are not meaningful since the calibration error is non-negative. In this section, we propose an algorithm to construct confidence intervals for $\text{ECE}_{1:k}^2$, accounting for the different behaviors of $T_{m,n}$ and non-negativity of $\text{ECE}_{1:k}^2$. The theoretical justification for our proposed approach is provided in Section 3.

Different scalings of the estimator: To build intuition, consider for a moment the much simpler problem of forming a confidence interval for the scalar parameter θ^2 (which shares a rough similarity with $\text{ECE}_{1:k}^2$ in terms of being a quadratic parameter), based on a sequence of normal observations $X_n \sim \mathcal{N}(\theta, 1/n)$, $n \geq 1$, which can be thought of as taking the mean of an i.i.d. sample (see e.g., Section 3 of Kuchibhotla et al. (2021) for similar problems). We may attempt to form a confidence interval using the estimator X_n^2 . Now, when $\theta = 0$, we have $X_n^2 \sim \chi^2(1)/n$, but when $\theta \neq 0$, we have by the delta method that $n^{1/2}(X_n^2 - \theta^2) \xrightarrow{d} \mathcal{N}(0, 2)$ as $n \rightarrow \infty$. This shows that the limiting distribution, and even the *scaling*, of the estimator X_n^2 differs between the two cases (X_n^2 has a $1/n$ scaling when $\theta = 0$ and an $1/\sqrt{n}$ scaling when $\theta > 0$). Similarly, for our calibration problem, $T_{m,n}$ also has different limiting distributions for calibrated and mis-calibrated models.

Limiting distributions: Under mild regularity conditions, we can establish the following limiting distributions for $T_{m,n}$:

- If f is top-1-to- k calibrated, i.e., equation (1) holds and $\text{ECE}_{1:k}^2 = 0$, then with $w := \text{Vol}(B_1)$, and

$$\sigma_0^2 := 2 \int_{\Delta(K,k)} (\|Z_{(1:k)}\|_2^2 - 2\|Z_{(1:k)}\|_3^3 + \|Z_{(1:k)}\|_2^4) dZ_{(1:k)},$$

we have $n\sqrt{w}T_{m,n}/\sigma_0 \xrightarrow{d} \mathcal{N}(0, 1)$.

- Let $U = Y_{r_{1:k}} - Z_{(1:k)} \in \mathbb{R}^k$ be the difference between the top probability predictions and the associated labels. If f is mis-calibrated, with

$$\sigma_1^2 := \text{Var} [\|\mathbb{E}[U|Z_{(1:k)}]\|^2] + 4\mathbb{E} [\mathbb{E}[U^\top|Z_{(1:k)}] \text{Cov}[U|Z_{(1:k)}] \mathbb{E}[U|Z_{(1:k)}]],$$

we have $\sqrt{n}(T_{m,n} - \mathbb{E}[T_{m,n}])/\sigma_1 \xrightarrow{d} \mathcal{N}(0, 1)$.

The scaling factor and asymptotic variance of $T_{m,n}$ differ for calibrated and mis-calibrated models. In particular, σ_0^2 only depends on the support of $Z_{(1:k)}$. To construct confidence intervals for the ECE using the limiting distribution of the estimator (4), we need to estimate the asymptotic variance σ_1^2 .

Estimator of σ_1^2 : We propose to estimate σ_1^2 using a plug-in estimator. For $i \in [\ell_{m,n}]$, let define the plug-in estimators of $\mathbb{E}[U|Z_{(1:k)} \in \mathcal{I}_{m,n,i}]$ and $\text{Cov}[U|Z_{(1:k)} \in \mathcal{I}_{m,n,i}]$, respectively as in (6). We define an estimator of σ_1^2 as in (7). We will show that $\hat{\sigma}_1^2$ is a consistent estimator of σ_1^2 , i.e. $\hat{\sigma}_1^2 \rightarrow_p \sigma_1^2$, which implies $\sqrt{n}(T_{m,n} - \mathbb{E}[T_{m,n}])/\hat{\sigma}_1 \xrightarrow{d} \mathcal{N}(0,1)$. This ensures the asymptotic validity of the standard confidence interval $[T_{m,n} - z_{\alpha/2}\hat{\sigma}/\sqrt{n}, T_{m,n} + z_{\alpha/2}\hat{\sigma}/\sqrt{n}]$ for mis-calibrated models. However, the confidence interval may cover negative values, which—as mentioned above—are not meaningful since $\text{ECE}_{1,k}^2$ is non-negative. Further, this interval does not account for the different behavior of the calibrated model. Next, we provide an adjusted confidence interval to address these issues.

Adjusted confidence intervals: While one could simply truncate the confidence interval to contain non-negative values in an *ad hoc* manner, we follow a more principled approach that explicitly takes into account non-negativity at the time of interval construction. We following the general approach for bounded parameters from Wu and Neale (2012). We define the positive part estimator $T_{m,n}^+ = \max\{T_{m,n}, 0\}$ and $T^* = \mathbb{E}[T_{m,n}^+]$. We construct a confidence interval by inverting hypothesis tests $T^* = t^*$, for each $t^* \geq 0$, i.e., collecting t^* such that we fail to reject the null hypothesis $T^* = t^*$. Equivalently, these are the t^* values such that $P(|T^+ - t^*| > |t_{m,n}^+ - t^*|) > \alpha$, where the probability is taken only over the random variable T^+ that has the same distribution as $T_{m,n}^+$, and $t_{m,n}^+$ is a fixed realization of $T_{m,n}^+$. Following Wu and Neale (2012), this leads to the interval in (8). Further, if $T_{m,n}^+$ is sufficiently small, we include zero in the interval, leading to

$$C_{m,n} = \begin{cases} C_{m,n,1} \cup \{0\}, & \text{if } T_{m,n}^+ < z_{\alpha}\sigma_0/(n\sqrt{w}), \\ C_{m,n,1}, & \text{otherwise.} \end{cases} \quad (5)$$

Algorithm 1 Confidence Interval for the ℓ_2 Expected Calibration Error

Input: Calibration data set $\{(X^{(1)}, Y^{(1)}), \dots, (X^{(n)}, Y^{(n)})\}$, model f , number k of top classes for which to check calibration, number of bins $\ell_{m,n}$, significance level $\alpha \in (0, 1)$.

Output: Confidence interval $C_{m,n}$

Record predicted probabilities $Z^{(i)} = f(X^{(i)})$ and prediction errors $U^{(i)} = Y_{r_{1:k}}^{(i)} - Z_{(1:k)}^{(i)}$, $i \in [n]$.

For the partition $\{B_1, \dots, B_{\ell_{m,n}}\}$ from (3) from Section 2.1, define the indices of datapoints in each bin: $\mathcal{I}_{m,n,i} = \{j : Z_{(1:k)}^{(j)} \in B_i, 1 \leq j \leq n\}$, $i \in [\ell_{m,n}]$.

Find debiased top-1-to- k calibration error estimator $T_{m,n} = \frac{1}{n} \sum_{1 \leq i \leq \ell_{m,n}, |\mathcal{I}_{m,n,i}| \geq 2} \frac{1}{|\mathcal{I}_{m,n,i}| - 1} \sum_{a \neq b \in \mathcal{I}_{m,n,i}} U^{(a)\top} U^{(b)}$

Compute the variance of a calibrated model: $\sigma_0^2 = 2 \int_{\Delta(K,k)} (\|Z_{(1:k)}\|_2^2 - 2\|Z_{(1:k)}\|_3^3 + \|Z_{(1:k)}\|_2^4) dZ_{(1:k)}$,

For $i \in [\ell_{m,n}]$, define per-bin estimators of mean and covariance of the prediction error:

$$\mathbb{E}_n[U]^{(i)} = \frac{1}{|\mathcal{I}_{m,n,i}|} \sum_{j \in \mathcal{I}_{m,n,i}} U^{(j)}, \quad \text{Cov}_n[U]^{(i)} = \frac{1}{|\mathcal{I}_{m,n,i}|} \sum_{j \in \mathcal{I}_{m,n,i}} (U^{(j)\top} U^{(j)} - \mathbb{E}_n[U]^{(i)} \mathbb{E}_n[U]^{(i)\top}). \quad (6)$$

Define variance estimator for a mis-calibrated model by

$$\hat{\sigma}_1^2 = \sum_{i=1}^{\ell_{m,n}} \frac{|\mathcal{I}_{m,n,i}|}{n} \left\| \mathbb{E}_n[U]^{(i)} \right\|^4 - \left(\sum_{i=1}^{\ell_{m,n}} \frac{|\mathcal{I}_{m,n,i}|}{n} \left\| \mathbb{E}_n[U]^{(i)} \right\|^2 \right)^2 + 4 \sum_{i=1}^{\ell_{m,n}} \frac{|\mathcal{I}_{m,n,i}|}{n} \mathbb{E}_n[U]^{(i)\top} \text{Cov}_n[U]^{(i)} \mathbb{E}_n[U]^{(i)}. \quad (7)$$

Define positive part $T_{m,n}^+ = \max\{T_{m,n}, 0\}$ and normal quantiles $z_{\alpha/2} = \Phi^{-1}(1 - \alpha/2)$, $z_{\alpha} = \Phi^{-1}(1 - \alpha)$. Define adjusted positive confidence interval

$$C_{m,n,1} = \begin{cases} [T_{m,n}^+ - z_{\alpha/2}\hat{\sigma}_1/\sqrt{n}, T_{m,n}^+ + z_{\alpha/2}\hat{\sigma}_1/\sqrt{n}], & \text{if } T_{m,n}^+/2 \leq T_{m,n}^+ - z_{\alpha/2}\hat{\sigma}_1/\sqrt{n}, \\ [\max\{0, T_{m,n}^+ - z_{\alpha}\hat{\sigma}_1/\sqrt{n}\}, T_{m,n}^+ + z_{\alpha/2}\hat{\sigma}_1/\sqrt{n}] \setminus \{0\}, & \text{if } T_{m,n}^+ - z_{\alpha}\hat{\sigma}_1/\sqrt{n} < T_{m,n}^+/2, \\ [T_{m,n}^+/2, T_{m,n}^+ + z_{\alpha/2}\hat{\sigma}_1/\sqrt{n}], & \text{otherwise.} \end{cases} \quad (8)$$

Let $C_{m,n} = C_{m,n,1}$, and if the estimator value is small enough that $T_{m,n}^+ < z_{\alpha}\sigma_0/(n\sqrt{\text{Vol}(B_1)})$, then include zero: $C_{m,n} = C_{m,n} \cup \{0\}$.

return $C_{m,n}$

The full procedure to construct confidence intervals is summarized in Algorithm 1. In the study of calibration, it is common to obtain error bars using resampling methods (such as in Vaicenavicius et al. (2019)). Our method is more computationally efficient as it does not require resampling or sample splitting. In the next section, we also provide theoretical justification demonstrating that the confidence interval (5) is asymptotically valid.

We also mention that sometimes it is more interpretable to form a confidence interval for the calibration error $\text{ECE}_{1:k}$ (rather than the squared error $\text{ECE}_{1:k}^2$). One can form a valid interval by taking the square roots of all values in $C_{m,n}$. since $C_{m,n}$ is an interval so that $C_{m,n} = [\gamma_{m,n,-}, \gamma_{m,n,+}]$, we can take this to be $[\gamma_{m,n,-}^{1/2}, \gamma_{m,n,+}^{1/2}]$.

Remark 2.1 (Binning Scheme). *In our theoretical analysis, we provide conditions for the binning scheme (Conditions 3.1 and 3.8) to ensure the validity of the confidence interval (5). In practice, a rule of thumb for the binning scheme can be to minimize the mean squared estimation error, which has the standard bias-variance decomposition $\mathbb{E}[(T_{m,n} - \text{ECE}_{1:k}^2)^2] = \mathbb{E}[(T_{m,n} - \mathbb{E}[T_{m,n}])^2] + (\mathbb{E}[T_{m,n}] - \text{ECE}_{1:k}^2)^2$.*

In Section 6.6, we show that the variance is of order $\mathbb{E}[(T_{m,n} - \mathbb{E}[T_{m,n}])^2] = O(m^{\min(k, K-1)} n^{-2}) + O(n^{-1})$. Intuitively, the term $O(m^{\min(k, K-1)} n^{-2})$ arises because $T_{m,n}$ involves a summation of $\ell_{m,n} = O(m^{\min(k, K-1)})$ terms divided by n , and $O(n^{-1})$ arises from the central limit theorem. We also show that the bias is of order $|\mathbb{E}[T_{m,n}] - \text{ECE}_{1:k}^2| = O(m^{-2s})$, where s is the Hölder smoothness parameter in Condition 3.1. The bias results from the discrepancy between $\|\int_{B_i} \mathbb{E}[U|Z_{(1:k)}] dP_{Z_{(1:k)}}\|^2 / \mu(B_i)$ and $\int_{B_i} \|\mathbb{E}[U|Z_{(1:k)}]\|^2 dP_{Z_{(1:k)}}$ for each bin, where $\mu(B_i) = P(Z_{(1:k)} \in B_i)$ for all $i \leq \ell_{m,n}$. Choosing m to minimize the asymptotic order of the mean squared estimation error leads to $m \asymp n^{2/(4s + \min(k, K-1))}$. In the special case that $k = K$, this coincides with the optimal binning scheme proposed in Lee et al. (2023).

3 Theoretical Analysis

3.1 Asymptotic Normality

In this section, we develop theoretical guarantees ensuring that Algorithm 1 provides asymptotically valid confidence intervals. We first introduce some conditions that are required to develop our theoretical results. For $(Z, Y) \sim P$, recall that $U = Y_{r_{1:k}} - Z_{(1:k)} \in \mathbb{R}^k$ is the difference between the labels associated with the top probability predictions and the respective predictions. Condition 3.1 requires the underlying calibration curve $Z_{(1:k)} \mapsto \mathbb{E}[U|Z_{(1:k)}]$ to behave regularly, which allows us to control the bias and variance of the binned estimator.

Condition 3.1 (Hölder smoothness). *Each coordinate of the map $z_{(1:k)} \mapsto \mathbb{E}[U|Z_{(1:k)} = z_{(1:k)}]$ is Hölder continuous with Hölder smoothness parameter $0 < s \leq 1$ and Hölder constant L , i.e., for all $z_{(1:k)}, z'_{(1:k)} \in \Delta(K, k)$ and $j \in \{1, \dots, k\}$,*

$$\left| \mathbb{E}[U|Z_{(1:k)} = z_{(1:k)}]_j - \mathbb{E}[U|Z_{(1:k)} = z'_{(1:k)}]_j \right| \leq L \|z_{(1:k)} - z'_{(1:k)}\|^s.$$

For the purposes of theoretical analysis, we can index the partition elements such that for all $j \leq \ell_{m,n} - 1$, $P(f(X)_{(1:k)} \in B_j) \geq P(f(X)_{(1:k)} \in B_{j+1})$, as well as $P(f(X)_{(1:k)} \in B_{\ell_{m,n}}) > 0$. Our algorithm does not depend on the ordering of the partition elements, so this indexing is only used for the purpose of stating a required theoretical condition. Condition 3.2 ensures that all bins contain a growing expected number of data points, but no bin is too large.

Condition 3.2 (Distribution Balance). *We have that $\text{supp}(Z_{(1:k)}) = \Delta(K, k)$, and as $m, n \rightarrow \infty$,*

$$nP(f(X)_{(1:k)} \in B_{\ell_{m,n}}) \rightarrow \infty, \quad P(f(X)_{(1:k)} \in B_1) \rightarrow 0, \quad \ell_{m,n} \rightarrow \infty. \quad (9)$$

This is a mild condition that holds if the distribution of the predictions $Z = f(X)$ is sufficiently balanced over the simplex. The condition $\text{supp}(Z_{(1:k)}) = \Delta(K, k)$ ensures that the support of the distribution of $Z_{(1:k)}$ is the whole set $\Delta(K, k)$; this holds if $Z_{(1:k)}$ has a strictly positive density, even if the density is arbitrarily close to zero. Recalling our binning scheme from Section 2.1, the condition (9) holds if $Z_{(1:k)}$ has a density strictly bounded away from zero, and $m = o(n^{1/\min(k, K-1)})$. Comparing with the discussion from Remark 2.1, $m = o(n^{1/\min(k, K-1)})$ ensures that the term of order $m^{\min(k, K-1)} n^{-2}$ in the variance is negligible compared to the term of order n^{-1} .

Under these conditions, we can establish the asymptotic normality of the proposed estimator (4). For a perfectly calibrated model, we have the following theorem. Recall that we are using an equal volume partition, and $w = \text{Vol}(B_1)$ denotes the volume of each piece.

Theorem 3.3 (Limiting distribution for a top-1-to- k calibrated model). *If f is top-1-to- k calibrated, i.e., equation (1) holds and $\text{ECE}_{1:k}^2 = 0$, then under Conditions 3.1 and 3.2, with*

$$\sigma_0^2 := 2 \int_{\Delta(K,k)} (\|Z_{(1:k)}\|_2^2 - 2\|Z_{(1:k)}\|_3^3 + \|Z_{(1:k)}\|_2^4) dZ_{(1:k)}, \quad (10)$$

as $n, m \rightarrow \infty$, we have for $T_{m,n}$ from (4) that $n\sqrt{w}T_{m,n}/\sigma_0 \xrightarrow{d} \mathcal{N}(0, 1)$.

If the model is mis-calibrated, we have the following theorem.

Theorem 3.4 (Limiting distribution for a mis-calibrated model). *Let*

$$\sigma_1^2 := \text{Var} [\|\mathbb{E}[U|Z_{(1:k)}]\|^2] + 4\mathbb{E} [\mathbb{E}[U^\top|Z_{(1:k)}] \text{Cov}[U|Z_{(1:k)}] \mathbb{E}[U|Z_{(1:k)}]] . \quad (11)$$

Under Conditions 3.1 and 3.2, we have $\sigma_1^2 > 0$. If $\text{ECE}_{1:k}^2 > 0$, we have for $T_{m,n}$ from (4) that $\sqrt{n}(T_{m,n} - \mathbb{E}[T_{m,n}])/\sigma_1 \xrightarrow{d} \mathcal{N}(0, 1)$ as $n \rightarrow \infty$.

The proof uses a *Poissonization argument* inspired by—and extending the arguments of—Beirlant et al. (1994); Beirlant and Györfi (1998). We let the number of data points be a Poisson random variable $\tilde{N} \sim \text{Poisson}(n)$ and let $\mathcal{I}(\tilde{N})_i = \{j : Z_{(1:k)}^{(j)} \in B_i, 1 \leq j \leq \tilde{N}\}$. Then we have $|\mathcal{I}(\tilde{N})_i| \sim \text{Poisson}(n\mu(B_i))$, and $|\mathcal{I}(\tilde{N})_i|, i = 1, \dots, \ell_{m,n}$ are mutually independent. Then the Poissonized estimator

$$\tilde{T}(\tilde{N}) = \sum_{1 \leq i \leq \ell_{m,n}, |\mathcal{I}(\tilde{N})_i| \geq 2} \frac{1}{n(|\mathcal{I}(\tilde{N})_i| - 1)} \left[\sum_{j_1 \neq j_2 \in \mathcal{I}(\tilde{N})_i} U^{(j_1)\top} U^{(j_2)} \right]$$

is a sum of independent random variables. We show the asymptotic normality of $\tilde{T}(\tilde{N})$ via moment calculations using the Lyapunov Central Limit Theorem. Now, the distribution of $T_{m,n}$ is the same as the conditional distribution of $\tilde{T}(\tilde{N})$ given $\tilde{N} = n$. The limit law of the conditional distribution is established using a *partial inversion* approach for obtaining characteristic functions (see e.g., Bartlett, 1938; Holst, 1979b; Esty, 1983, etc).

In our proof, we also carefully specify the conditions needed to obtain the limit law of the conditional distribution (see Lemma 6.3), which involves splitting the test statistic into two components. Our analysis also extends the results of Beirlant and Györfi (1998) by providing a result that enables Poissonization with correlated components (see Lemma 6.4). This novel technical tool may be useful beyond our paper.

3.2 Adjusted Confidence Interval

To construct confidence intervals for ECE using the limiting distribution of the estimator (4), we also need to estimate the asymptotic variance. For calibrated models, σ_0^2 defined in (10) can be computed analytically or using standard numerical integration methods (Davis and Rabinowitz, 2007). For a mis-calibrated model, we propose to estimate σ_1^2 by the plug-in estimator defined in (7). The following proposition shows that $\hat{\sigma}_1^2$ is a consistent estimator of σ_1^2 :

Proposition 3.5. *Under Conditions 3.1 and 3.2, as $n \rightarrow \infty$, $\hat{\sigma}_1^2 \rightarrow_p \sigma_1^2$.*

The proof can be found in Section 3.5. We show that $\mathbb{E}[\hat{\sigma}_1^2] \rightarrow \sigma_1^2$ and that $\text{Var}[\hat{\sigma}_1^2] \rightarrow 0$. The conclusion follows from Chebyshev's inequality. Then by Slutsky's theorem (e.g., Van der Vaart (2000), Lemma 2.8), we have the following corollary:

Corollary 3.6. *Under Conditions 3.1 and 3.2, as $n \rightarrow \infty$, $\sqrt{n}(T_{m,n} - \mathbb{E}[T_{m,n}])/\hat{\sigma}_1 \xrightarrow{d} \mathcal{N}(0, 1)$.*

Then we have the following theorem demonstrating that the confidence interval (5) provides asymptotically correct coverage for $\mathbb{E}[T_{m,n}]$:

Theorem 3.7 (Asymptotically Valid Inference for the Mean). *Given a model f , for any value of $\text{ECE}_{1:k}^2 \in [0, \infty)$ from (2), Under Conditions 3.1 and 3.2, as $n \rightarrow \infty$, $P(\mathbb{E}[T_{m,n}] \in C_{m,n}) \rightarrow 1 - \alpha$.*

The proof can be found in Section 6.7, and is a direct application of Corollary 3.6. Theorem 3.7 ensures asymptotically correct coverage for $\mathbb{E}[T_{m,n}]$, which can be viewed as a *smoothed* form of $\text{ECE}_{1:k}^2$, and with $\mu(B_i) = P(Z_{(1:k)} \in B_i)$ for all $i \leq \ell_{m,n}$, has the explicit form:

$$\begin{aligned}\mathbb{E}[T_{m,n}] &= \frac{1}{n} \sum_{i=1}^{\ell_{m,n}} \mathbb{E}[I(|\mathcal{I}_{m,n,i}| \geq 2)] \|\mathbb{E}[U|Z_{(1:k)} \in B_i]\|^2 \\ &= \frac{1}{n} \sum_{i=1}^{\ell_{m,n}} n\mu(B_i) \left[1 - (1 - \mu(B_i))^{n-1}\right] \left\| \frac{\int_{B_i} \mathbb{E}[U|Z_{(1:k)}] dP_{Z_{(1:k)}}}{\mu(B_i)} \right\|^2 \approx \sum_{i=1}^{\ell_{m,n}} \frac{\left\| \int_{B_i} \mathbb{E}[U|Z_{(1:k)}] dP_{Z_{(1:k)}} \right\|^2}{\mu(B_i)}.\end{aligned}$$

Unfortunately, $T_{m,n}$ is not an unbiased estimator of $\text{ECE}_{1:k}^2 = \sum_{i=1}^{\ell_{m,n}} \int_{B_i} \|\mathbb{E}[U|Z_{(1:k)}]\|^2 dP_{Z_{(1:k)}}$. The bias mainly results from the discrepancy between $\left\| \int_{B_i} \mathbb{E}[U|Z_{(1:k)}] dP_{Z_{(1:k)}} \right\|^2 / \mu(B_i)$ and $\int_{B_i} \|\mathbb{E}[U|Z_{(1:k)}]\|^2 dP_{Z_{(1:k)}}$ for each bin. However, we show that we can obtain a valid confidence interval for $\text{ECE}_{1:k}^2$, under the following additional condition:

Condition 3.8. *The binning scheme satisfies $n^{1/(4s)} = o(m)$.*

Comparing with the discussion from Remark 2.1, the condition $n^{1/4s} = o(m)$ ensures that the squared bias of order m^{-4s} is negligible compared to the term of order n^{-1} , i.e. $\sqrt{n}(\mathbb{E}[T_{m,n}] - \text{ECE}_{1:k}^2) \rightarrow_p 0$. If $Z_{(1:k)}$ has a density strictly bounded away from zero, Condition 3.8, together with Condition 3.2, requires the binning scheme used to construct the estimator to satisfy $n^{1/4s} \ll m \ll n^{1/\min(k, K-1)}$. For instance, for a Lipschitz continuous map $z_{(1:k)} \mapsto \mathbb{E}[U|z_{(1:k)}]$ (i.e., $s = 1$) and top-1 calibration (i.e., $k = 1$), it requires $n^{1/4} \ll m \ll n$. In particular, since $s \leq 1$, the condition requires $k < 4$. In practice, often only the top few probabilities are used, and so this is a mild condition. With this condition, we can show that the confidence interval provides asymptotically valid coverage for $\text{ECE}_{1:k}^2$.

Theorem 3.9 (Asymptotically Valid Inference for $\text{ECE}_{1:k}^2$). *Under Conditions 3.1, 3.2 and 3.8, we have for any value of $\text{ECE}_{1:k}^2 \in [0, \infty)$ from (2) that $P(\text{ECE}_{1:k}^2 \in C_{m,n}) \rightarrow 1 - \alpha$ as $n \rightarrow \infty$.*

The proof can be found in Section 6.8, and follows the proof of Theorem 3.7 with an additional argument showing that $\sqrt{n}(\mathbb{E}[T_{m,n}] - \text{ECE}_{1:k}^2) \rightarrow_p 0$.

4 Experiments

We perform experiments on both simulated and empirical datasets to support our theoretical results. In particular, we use a variety of simulations to both check the finite sample performance of our confidence intervals as well as to empirically compare their length to those of existing methods. Further we illustrate our methods on two empirical data sets. The first example is the standard CIFAR image classification data set, which is meant to showcase our method on a popular and widely used benchmark. The second example is an Alzheimer’s disease prediction dataset discussed in Wang et al. (2023), and is meant to illustrate the applicability of our method to a different domain (medical data), while also being an example where our method leads to a different conclusion from a standard method (the bootstrap).

4.1 Simulated Data

We use simulated data to demonstrate our method’s ability to generate valid confidence intervals. We consider three data distributions:

- Setting 1: We generate $n = 1000$ i.i.d. data points $(Z^{(i)}, Y^{(i)})$, $i \in [n]$, from a $K = 2$ -class classification problem with predicted probability $Z \sim \text{Unif}(\Delta_1)$. A one-hot encoded label $Y = (Y_1, Y_2)^\top$ is generated such that

$$P(Y_1 = 1|Z) = (1 + \exp\{-\beta \log[Z_1/(1 - Z_1)]\})^{-1}, \quad (12)$$

for some $\beta \in \mathbb{R}$. We evaluate the top-1 calibration error (i.e. $k = 1$) with $mK = 50$.

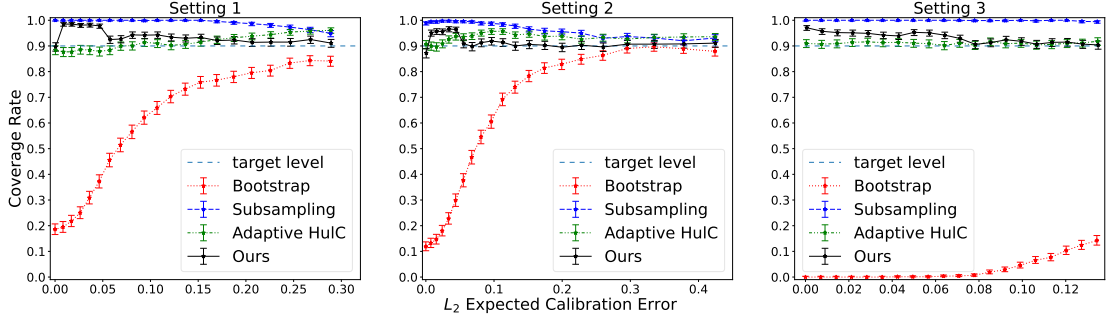


Figure 2: Coverage Rate vs. Calibration Error. For each setting and each value of β , we compute the coverage rate of the confidence intervals over 1000 datasets. The error bars for coverage rates are generated using the Clopper–Pearson method (Clopper and Pearson, 1934).

- Setting 2: This setting is as Setting 1, except the features Z are non-uniformly distributed with $Z_1 \sim \text{Beta}(5, 0.5)$.
- Setting 3: We generate $n = 1000$ i.i.d. data points $(Z^{(i)}, Y^{(i)})$, $i \in [n]$, from a $K = 10$ -class classification problem with predicted probability $Z \sim \text{Unif}(\Delta_9)$. The one-hot encoded label Y is generated such that

$$P(Y_{r_1} = 1 | Z_{(1)}) = Z_{(1)} - \beta, \quad P(Y_{r_2} = 1 | Z_{(2)}) = Z_{(2)} + \beta, \quad P(Y_{r_j} = 1 | Z_{(j)}) = Z_{(j)}, \quad \forall j > 2,$$

for some $\beta \in \mathbb{R}$. We evaluate the top-1-to-2 calibration error (i.e. $k = 2$) with $mK = 20$.

Settings 1 and 2 consider binary classification problems, differing only in the distribution of Z . Setting 3 addresses a multiclass classification problem, evaluating the top-1-to-2 calibration error. The value of β controls the calibration error of the model. For Settings 1 and 2, data is generated with $\beta \in \{0, 0.05, 0.1, \dots, 0.95, 1\}$, where $\beta = 1$ corresponds to a multi-class calibrated model. For Setting 3, data is generated with $\beta \in \{0, 0.005, 0.01, \dots, 0.1\}$, where $\beta = 0$ corresponds to a multi-class calibrated model. For each value of β , we generate 1000 datasets and compute the estimator $T_{m,n}$ from (4). For Settings 1 and 2, we use a cubic partition with width $1/(mK) = 1/50$, and for Setting 3, we set width $1/(mK) = 1/20$. We generate 90% confidence intervals using our method (5) for each dataset, and report the coverage rate of the confidence intervals over the 1000 datasets. As seen in Figure 2, our method leads to valid confidence intervals, even for a relatively moderate sample size of $n = 1000$.

For comparison, we also generate confidence intervals using the bootstrap (Efron, 1979), subsampling (Politis and Romano, 1994) with a subsample size of $\lfloor \sqrt{n} \rfloor$, and the Adaptive HulC method (Kuchibhotla et al., 2021). As shown in Figure 2, the bootstrap fails to generate valid confidence intervals in finite samples, with coverage rates significantly smaller than the target level for models with small ECE. While subsampling and the Adaptive HulC generate valid intervals with coverage rates at or above the target level, their interval lengths are larger than those produced by our method. In Figure 3, we report the length of confidence intervals and the ratio of the average interval lengths of other methods relative to our method. All other methods generate much wider confidence intervals than ours, especially for models with small ECE.

To further demonstrate the effect of the length of confidence intervals, we consider a hypothesis testing problem with the null hypothesis $H_0 : \text{ECE}_{1:k}^2 = 0$. For all methods, we reject the null hypothesis if the confidence interval does not contain zero, and report the power of each method over 1000 datasets. We also compare our method with the T-Cal method (Lee et al., 2023) in Settings 1 and 2. T-Cal is designed for testing full calibration, so we consider full calibration in these settings. The threshold for the T-Cal method is obtained through 1000 Monte Carlo simulations, as suggested in Section 4.1 of Lee et al. (2023). As shown in Figure 4, our method exhibits greater power than the subsampling and adaptive HulC methods. The T-Cal method and ours have very similar power, but our method’s threshold can be computed analytically through σ_0 defined in (10), making the method computationally more efficient.

4.2 Results on Empirical Datasets

We apply our method to generate confidence intervals for the ECE of machine learning models on several datasets.

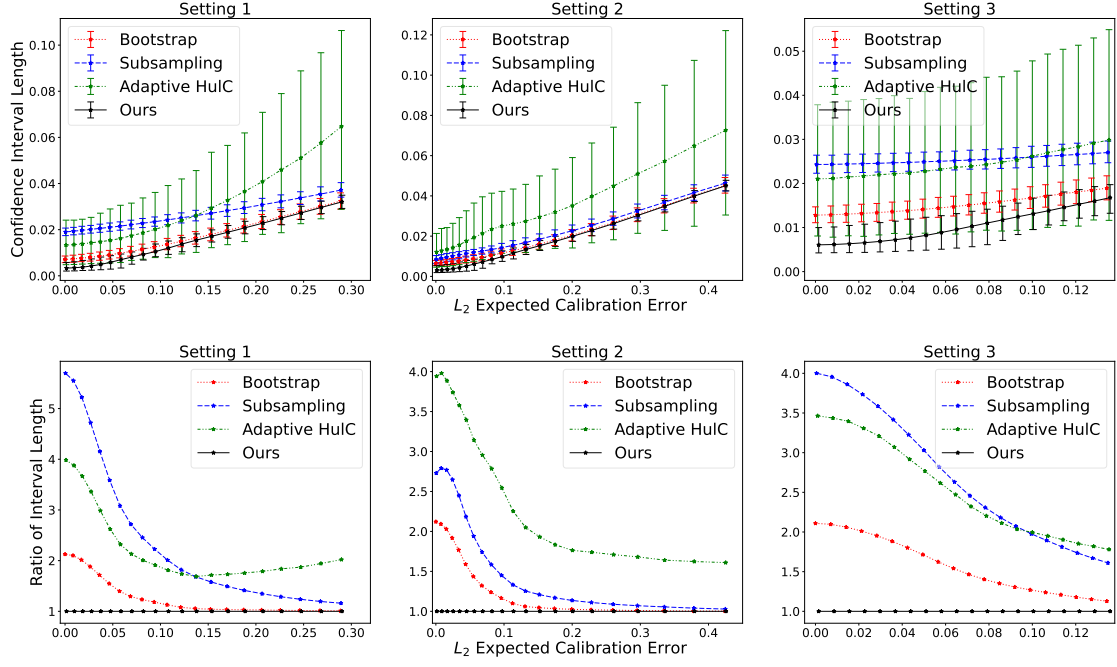


Figure 3: Confidence Interval Length vs. Calibration Error: Over 1000 datasets, we compute the average length of confidence intervals, with error bars representing the 5th and 95th percentiles. In the second row, we report the ratio of the average confidence interval lengths of various methods relative to our method.

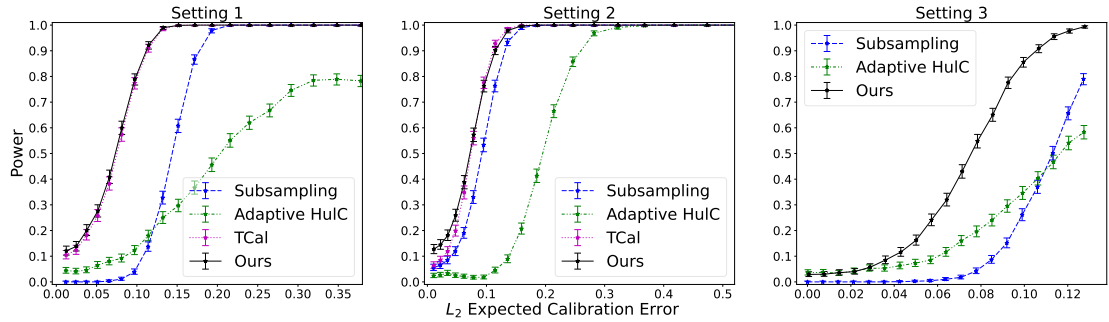


Figure 4: Power vs. Calibration Error. For each setting and each value of β , we compute the power (percentage of null hypothesis rejections) over 1000 datasets. The error bars for power are generated using the Clopper-Pearson method.

	DenseNet40		ResNet110		WideResNet-28-10	
	$\sqrt{T_{m,n}}$	CI	$\sqrt{T_{m,n}}$	CI	$\sqrt{T_{m,n}}$	CI
No Calibration	7.54%	[6.69%, 8.30%]	7.89%	[7.03%, 8.67%]	5.37%	[4.45%, 6.15%]
Temperature Scaling	1.05%	[0.00%, 2.34%]	1.83%	[0.00%, 2.86%]	2.76%	[1.80%, 3.64%]
Matrix Scaling	1.23%	[0.00%, 2.36%]	2.04%	[0.62%, 3.00%]	3.47%	[2.46%, 4.32%]
Focal Loss	1.19%	[0.00%, 2.15%]	1.13%	[0.00%, 2.37%]	5.63%	[5.20%, 6.03%]
MMCE	2.50%	[1.38%, 3.44%]	2.41%	[1.20%, 3.39%]	2.34%	[1.17%, 3.28%]

Table 1: The values of $\sqrt{T_{m,n}}$ and confidence intervals for $ECE_{1:k}$ of models trained on CIFAR10.

	DenseNet40		ResNet110		WideResNet-28-10	
	$\sqrt{T_{m,n}}$	CI	$\sqrt{T_{m,n}}$	CI	$\sqrt{T_{m,n}}$	CI
No Calibration	20.35%	[19.55%, 21.13%]	20.28%	[19.46%, 21.07%]	12.59%	[11.77%, 13.36%]
Temperature Scaling	5.20%	[4.26%, 5.99%]	5.84%	[4.92%, 6.64%]	6.40%	[5.53%, 7.17%]
Matrix Scaling	38.33%	[37.52%, 39.12%]	38.00%	[37.19%, 38.81%]	30.48%	[29.66%, 31.27%]
Focal Loss	7.66%	[6.80%, 8.43%]	6.18%	[5.27%, 6.97%]	10.64%	[9.83%, 11.40%]
MMCE	5.58%	[4.63%, 6.38%]	5.53%	[4.60%, 6.32%]	5.57%	[4.68%, 6.34%]

Table 2: The values of $\sqrt{T_{m,n}}$ and our confidence intervals for top-1 ECE of models trained on CIFAR100.

4.2.1 CIFAR

We evaluate the top-1 ℓ_2 ECE for models trained on the CIFAR10 and CIFAR100 datasets. We consider three models: DenseNet40 (Huang et al., 2017), ResNet110 (He et al., 2016), and WideResNet-28-10 (Zagoruyko and Komodakis, 2016), fit using the optimization methods and hyperparameter settings from the respective papers. Additionally, we apply four calibration methods: temperature scaling, matrix scaling (Guo et al., 2017), focal loss (Mukhoti et al., 2020), and MMCE loss (Kumar et al., 2018). We randomly select 10% of the training data set as the calibration data for posthoc calibration methods. For each method, we compute the estimator $T_{m,n}$ with partition width $1/(mK) = 1/50$ on the test set. The value of $\sqrt{T_{m,n}}$ and the 90% confidence interval for $ECE_{1:1}$ are reported in Table 1 and Table 2.

Similar to the T-Cal method (Lee et al., 2023), our method can test if a model is significantly mis-calibrated by checking if the confidence interval covers zero. Additionally, for models obtained using various calibration methods, our method provides a quantitative evaluation of whether the calibration of two models is significantly different. For instance, Figure 5 shows the reliability diagram of two DenseNet40 models obtained using temperature scaling and focal loss. From the plot, it is evident that the difference between the confidences and accuracies of the focal loss model is larger than that of the temperature scaling model. Quantitatively, the $T_{m,n}$ estimator of focal loss is larger. Our method further indicates that this difference is statistically significant.

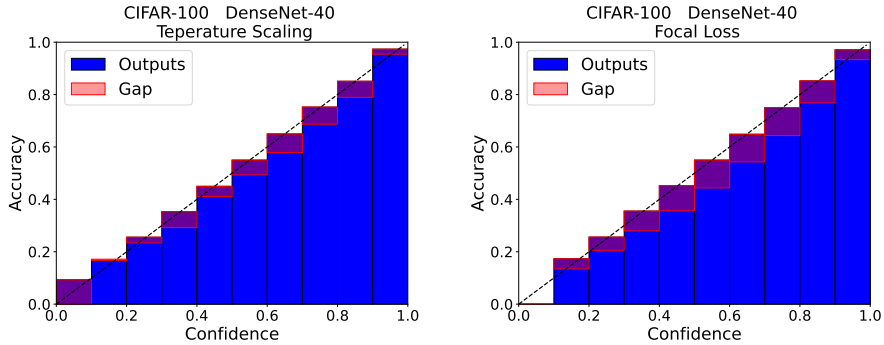


Figure 5: Reliability diagrams of a Densenet-40 model trained on CIFAR-100, calibrated by temperature scaling and focal loss. The dashed lines correspond to perfect calibration. One can observe that the model calibrated by focal loss is more poorly calibrated, and this is confirmed by our method.

Methods	CI of ECE
Bootstrap	[2.97%, 11.30%]
Ours	[0, 8.27%]

Table 3: Confidence intervals for top-1 ℓ_2 ECE for the Alzheimer’s Disease prediction model.

4.2.2 Alzheimer’s Disease Prediction

We also apply our method to evaluate the calibration of an Alzheimer’s Disease Prediction Model developed in Wang et al. (2023). This model uses an ensemble of various machine learning models including neural nets, random forests, LightGBM, among others. The model uses multi-modal data, including MRI features and demographic information, to predict Alzheimer’s disease, via binary classification between Alzheimer’s disease and controls). It is shown in Wang et al. (2023) that the ensemble model is capable of delivering statistically fair performance across diverse sub-populations in terms of AUC. We further examine the top-1 calibration of the model, calculating the estimator $T_{m,n}$ with bin width $1/(mK) = 20$ on the test set and generating confidence intervals for $\text{ECE}_{1:1}$. We also generate confidence intervals via Bootstrap. The estimator takes value $\sqrt{T_{m,n}} = 4.52\%$, and the confidence intervals for the two methods are reported in Table 3. The bootstrap suggests that the model is mis-calibrated, while our proposed method suggests the opposite. As shown in the experiments on simulated data in Section 4.1, the bootstrap fails to generate valid confidence intervals for ECE. This example highlights how a reliance on bootstrap methods might lead to questionable conclusions in model calibration evaluation.

5 Discussion

This paper addresses the problem of constructing confidence intervals for the top-1-to- k ℓ_2 Expected Calibration Error $\text{ECE}_{1:k}$. We analyzed the asymptotic distribution of a debiased estimator of $\text{ECE}_{1:k}^2$ and proposed an algorithm to construct confidence intervals that consider the different asymptotic behaviors of the estimator and the non-negativity of ECE_1^2 . Numerical experiments demonstrate that our proposed method provides valid confidence intervals and is more powerful compared to other resampling-based methods.

On the theoretical side, the asymptotic distribution of the debiased estimator is derived using a Poissonization argument. In our proof, we carefully specified the conditions needed to obtain the limit law of the conditional distribution and extended existing results to enable Poissonization with correlated components. This technical tool may be useful beyond our paper.

Interesting future directions include extending the theoretical result to top-1-to- k l_p -ECE with general $p \geq 1$ and investigating unequal volume binning schemes or kernel estimators for the calibration error.

Acknowledgements

This work was supported in part by the ASSET Center for Safe, Explainable and Trustworthy AI-Enabled Systems at Penn, the ARO, NSF, ONR, and the Sloan Foundation. We thank Larry Wasserman for inspiring us to work on this problem, and Arun Kumar Kuchibotla for helpful discussion and feedback on earlier versions of the manuscript.

6 Proofs

Notations. In the proofs, we will rely on the following additional notations. We denote the imaginary unit by i . For two strictly positive sequences $(a_n)_{n \geq 1}$ and $(b_n)_{n \geq 1}$, we write $a_n \sim b_n$ if $a_n/b_n \rightarrow 1$ as $n \rightarrow \infty$.

6.1 Moment Calculations

We start with some preliminary moment calculations that will be used later in the arguments. With notation defined in Section 2, let $(\underline{Z}, \underline{Y}) = (Z_{(1:k)}, Y_{r_{1:k}})$. Let B be a subset of $\Delta(K, k)$, such that $\mu(B) = P(Z_{(1:k)} \in B) > 0$, and $N \sim \text{Poisson}(n\mu(B))$. We allow $B = B_{(n)}$ to depend on n , such that $\lim_{n \rightarrow \infty} \mu(B_{(n)}) = 0$ and $\lim_{n \rightarrow \infty} n\mu(B_{(n)}) = \infty$, but for simplicity, we do not display the subscript n unless it is required.

Let $(\underline{Z}(B), \underline{Y}(B))$ be a random variable such that $P((\underline{Z}(B), \underline{Y}(B)) \in S) = P((Z_{(1:k)}, Y_{r_{1:k}}) \in S \mid Z_{(1:k)} \in B)$ for any Borel set S . Further, let $\{(\underline{Z}^{(1)}(B), \underline{Y}^{(1)}(B)), \dots, (\underline{Z}^{(N)}(B), \underline{Y}^{(N)}(B))\}$ be an i.i.d. sample from the distribution of $(\underline{Z}(B), \underline{Y}(B))$ and define $V^{(i)} = \underline{Y}^{(i)}(B) - \underline{Z}^{(i)}(B)$ and $V = \underline{Y}(B) - \underline{Z}(B)$. We first study the moments of

$$M_n := \frac{N^2}{n(N-1)I(N \geq 2)} \left[\left\| \frac{1}{N} \sum_{i=1}^N V^{(i)} \right\|^2 - \frac{1}{N} \sum_{i=1}^N \|V^{(i)}\|^2 \right] = \frac{2}{n(N-1)I(N \geq 2)} \sum_{1 \leq j_1 < j_2 \leq N} V^{(j_1)\top} V^{(j_2)}. \quad (13)$$

Above, we use the convention that $\sum_{i=1}^0 V^{(i)} = 0$, $\sum_{i=1}^0 \|V^{(i)}\|^2 = 0$, $\sum_{1 \leq j_1 < j_2 \leq 1} V^{(j_1)\top} V^{(j_2)} = 0$ and $0/0 = 0$, so that $M_n = 0$ when $N = 0$ or $N = 1$.

6.1.1 Preliminary Calculations

Denote the coordinates of V as $V = (V_1, \dots, V_k)^\top$ and those of $V^{(i)}$, $i \in [N]$ as $V^{(i)} = (V_1^{(i)}, \dots, V_k^{(i)})^\top$. Conditioned on N , $V^{(i)}$, $i \in [N]$ is an i.i.d. sample, so we have

$$\begin{aligned} \mathbb{E} [V^{(1)\top} V^{(2)}] &= \mathbb{E} [V^{(1)\top}] \mathbb{E} [V^{(2)}] = \|\mathbb{E} [V]\|^2, \\ \mathbb{E} [V^{(1)\top} V^{(2)}]^2] &= \sum_{i=1}^k \sum_{j=1}^k \mathbb{E} [V_i^{(1)} V_i^{(2)} V_j^{(1)} V_j^{(2)}] = \sum_{i=1}^k \sum_{j=1}^k (\mathbb{E} [V_i V_j])^2. \end{aligned}$$

Hence, $\text{Var} [V^{(1)\top} V^{(2)}] = \sum_{i=1}^k \sum_{j=1}^k (\mathbb{E} [V_i V_j])^2 - \|\mathbb{E} [V]\|^4$. Moreover,

$$\begin{aligned} \text{Cov} [V^{(1)\top} V^{(2)}, V^{(1)\top} V^{(3)}] &= \mathbb{E} [V^{(2)\top}] \mathbb{E} [V^{(1)} V^{(1)\top}] \mathbb{E} [V^{(3)}] - \mathbb{E} [V^{(2)\top}] \mathbb{E} [V^{(1)}] \mathbb{E} [V^{(1)\top}] \mathbb{E} [V^{(3)}] \\ &= \mathbb{E} [V^\top] \text{Cov} [V] \mathbb{E} [V]. \end{aligned}$$

Recalling that $I(\cdot)$ is the indicator of an event, with M_n from (13), we have conditional on N that

$$\mathbb{E} [M_n | N] = \frac{NI(N \geq 2)}{n} \mathbb{E} [V^{(1)\top} V^{(2)}] = \frac{NI(N \geq 2)}{n} \|\mathbb{E} [V]\|^2. \quad (14)$$

Using the results above,

$$\begin{aligned} \text{Var} [M_n | N] &= \frac{2N(N-1)I(N \geq 2) \cdot (\text{Var} [V^{(1)\top} V^{(2)}] + 2(N-2) \text{Cov} [V^{(1)\top} V^{(2)}, V^{(1)\top} V^{(3)}])}{n^2(N-1)^2} \\ &= \frac{2NI(N \geq 2)}{n^2(N-1)} \left[\sum_{i=1}^k \sum_{j=1}^k (\mathbb{E} [V_i V_j])^2 - \|\mathbb{E} [V]\|^4 \right] + \frac{4N(N-2)I(N \geq 2)}{n^2(N-1)} \mathbb{E} [V^\top] \text{Cov} [V] \mathbb{E} [V]. \end{aligned} \quad (15)$$

Next, since $N \sim \text{Poisson}(n\mu(B))$, we have

$$\mathbb{E} [M_n] = \mathbb{E} [\mathbb{E} [M_n | N]] = \mu(B) (1 - e^{-n\mu(B)}) \|\mathbb{E} [V]\|^2. \quad (16)$$

With $c_n = n\mu(B)$,

$$\mathbb{E} [N^2 I(N \geq 2)] = \sum_{j=2}^{\infty} \frac{(j(j-1) + j) e^{-c_n} c_n^j}{j!} = c_n^2 \sum_{j=2}^{\infty} \frac{e^{-c_n} c_n^{j-2}}{(j-2)!} + c_n \sum_{j=2}^{\infty} \frac{e^{-c_n} c_n^{j-1}}{(j-1)!} = c_n^2 + c_n (1 - e^{-c_n}).$$

Thus, we have

$$\begin{aligned} \text{Cov} [N, M_n] &= \mathbb{E} [\mathbb{E} [(N - \mathbb{E} [N])(M_n - \mathbb{E} [M_n]) | N]] \\ &= \frac{\|\mathbb{E} [V]\|^2}{n} \text{Cov} [N, NI(N \geq 2)] = \frac{\|\mathbb{E} [V]\|^2}{n} (\mathbb{E} [N^2 I(N \geq 2)] - \mathbb{E} [N] \mathbb{E} [NI(N \geq 2)]) \\ &= \frac{\|\mathbb{E} [V]\|^2}{n} \left(c_n^2 + c_n (1 - e^{-c_n}) - c_n (c_n - c_n e^{-c_n}) \right) = \mu(B) (1 + (c_n - 1) e^{-c_n}) \|\mathbb{E} [V]\|^2. \end{aligned} \quad (17)$$

Moreover, by the law of total variance, we have

$$\begin{aligned}\text{Var}[M_n] &= \mathbb{E}[\text{Var}[M_n|N]] + \text{Var}[\mathbb{E}[M_n|N]] \\ &= \frac{2}{n^2} \left\{ \mathbb{E} \left[\frac{NI(N \geq 2)}{N-1} \right] \left[\sum_{i=1}^k \sum_{j=1}^k (\mathbb{E}[V_i V_j])^2 - \|\mathbb{E}[V]\|^4 \right] \right\} \\ &\quad + \frac{1}{n^2} \left\{ \text{Var}[NI(N \geq 2)] \|\mathbb{E}[V]\|^4 + \mathbb{E} \left[\frac{4N(N-2)I(N \geq 2)}{N-1} \right] \mathbb{E}[V^\top] \text{Cov}[V] \mathbb{E}[V] \right\}.\end{aligned}\tag{18}$$

Since $N \sim \text{Poisson}(c_n)$, by Lemma 6.1,

$$\left| \mathbb{E} \left[\frac{I(N \geq 2)}{N-1} \right] - \frac{1}{c_n} \right| \leq \frac{9}{c_n^2}.\tag{19}$$

Then consider $B = B_{(n)}$ depending on n , and let $n \rightarrow \infty$. Since $c_n = n\mu(B_{(n)}) \rightarrow \infty$, we have

$$\mathbb{E} \left[\frac{NI(N \geq 2)}{N-1} \right] = O(1), \quad \left| \mathbb{E} \left[\frac{4N(N-2)I(N \geq 2)}{N-1} \right] - 4c_n \right| = O(1),\tag{20}$$

and

$$\begin{aligned}|\text{Var}[NI(N \geq 2)] - c_n| &= |c_n^2 + c_n(1 - e^{-c_n}) - c_n^2(1 - e^{-c_n})^2 - c_n| \\ &= e^{-c_n}(2c_n^2 - c_n - c_n^2 e^{-c_n}) = o(1).\end{aligned}\tag{21}$$

Letting $\bar{V}^{i,j} = V^{(i)\top} V^{(j)} - \mathbb{E}[V^{(i)\top} V^{(j)}]$, by the independence of $V^{(i)}$ for different i , $\mathbb{E}[\bar{V}^{i,j} \bar{V}^{s,t}] = 0$ if $\{s, t\} \cap \{i, j\} = \emptyset$. So if $\mathbb{E}[\prod_{l=1}^6 \bar{V}^{i_l, j_l}] \neq 0$, there can be at most seven different indices in $(i_1, \dots, i_6, j_1, \dots, j_6)$. Also since $\|V^{(i)}\|_\infty \leq 1$, we have $\bar{V}^{i,j} \leq 2k$ for all i, j . Since $N/(N-1) \leq 2$ for $N \geq 2$, we have that for some $\kappa_1 > 0$ depending only on k , for $N \geq 2$,

$$\begin{aligned}\mathbb{E}[|M_n - \mathbb{E}[M_n]|^3 | N] &\leq \sqrt{\mathbb{E}[|M_n - \mathbb{E}[M_n]|^6 | N]} \\ &\leq \sqrt{\kappa_1 \frac{N(N-1)(N-2)(N-3)(N-4)(N-5)(N-6)I(N \geq 6) + \kappa_1}{n^6 N^6}},\end{aligned}$$

whereas $\mathbb{E}[|M_n - \mathbb{E}[M_n]|^3 | 0] = 0$. Therefore, for some $\kappa_2, \kappa_3 > 0$ depending only on k , by Jensen's inequality

$$\mathbb{E}[|M_n - \mathbb{E}[M_n]|^3] = \mathbb{E}[\mathbb{E}[|M_n - \mathbb{E}[M_n]|^3 | N]] \leq \frac{\mathbb{E}[\sqrt{(\kappa_1 N + \kappa_1/N^6)I(N \geq 1)}]}{n^3} \leq \kappa_2 \frac{\sqrt{c_n}}{n^3} + \kappa_3 \frac{1}{n^3}.\tag{22}$$

Next, since $c_n = \mathbb{E}[N] = n\mu(B)$, by relations (5.21) and (5.22) on page 121 of Kendall (1946), the central moments $\mathbb{E}[(N - c_n)^j]$, $j \geq 2$, satisfy

$$\mathbb{E}[(N - c_n)^j] = (j-1)c_n \mathbb{E}[(N - c_n)^{j-2}] + c_n \frac{d}{dc} \mathbb{E}[(N - c)^{j-1}]|_{c_n},$$

where $\frac{d}{dc} \mathbb{E}[(N - c)^{j-1}]$ is the derivative of $c \mapsto \mathbb{E}[(N - c)^{j-1}]$ with respect to c . In particular, $\mathbb{E}[(N - c_n)^2] = \mathbb{E}[(N - c_n)^3] = c_n$, while

$$\mathbb{E}[(N - c_n)^4] = 3c_n^2 + c_n, \quad \mathbb{E}[(N - c_n)^5] = 10c_n^2 + c_n, \quad \text{and} \quad \mathbb{E}[(N - c_n)^6] = 15c_n^3 + 25c_n^2 + c_n.$$

Thus, we have $\mathbb{E}[|N - \mathbb{E}[N]|^3] \leq \sqrt{\mathbb{E}[|N - \mathbb{E}[N]|^6]} = \sqrt{c_n + 25c_n^2 + 15c_n^3}$. Therefore, if $c_n \geq \kappa_0$ for some κ_0 , then for some κ_4 depending only on k and κ_0 ,

$$\mathbb{E} \left[\left| \frac{N - \mathbb{E}[N]}{\sqrt{n}} \right|^3 \right] \leq \kappa_4 \mu^{\frac{3}{2}}(B).\tag{23}$$

6.1.2 Calibrated Model

In this section we present some simplified moment calculations for the case of a calibrated model. If f is top-1-to- k calibrated, i.e., $\mathbb{E} [\underline{Y}(B)|\underline{Z}(B) = Z_{(1:k)}] = Z_{(1:k)}$ P_Z -almost surely, then $\mathbb{E} [V] = 0$. By (16), we have $\mathbb{E} [M_n] = 0$, and by (17), we have

$$\text{Cov} [M_n, N] = 0. \quad (24)$$

Further, by (18), we have

$$\text{Var} [M_n] = \frac{2}{n^2} \mathbb{E} \left[\frac{NI(N \geq 2)}{N-1} \right] \left[\sum_{i=1}^k \sum_{j=1}^k (\mathbb{E} [V_i V_j])^2 \right].$$

Recalling that $V = \underline{Y}(B) - \underline{Z}(B)$ and $\underline{Y}(B) \in \{0, 1\}^k$ with $\sum_{i=1}^k \underline{Y}(B)_i \leq 1$, we have that for $i \neq j$, $\mathbb{E} [\underline{Y}(B)_i \underline{Y}(B)_j] = 0$ and $\mathbb{E} [\underline{Y}(B)_i^2] = \mathbb{E} [\underline{Y}(B)_i] = \mathbb{E} [\underline{Z}(B)_i]$. Therefore,

$$(\mathbb{E} [V_i V_j])^2 = \mathbb{E} [\underline{Z}(B)_i \underline{Z}(B)_j]^2, \text{ if } i \neq j, \text{ and } \{\mathbb{E} [V_i^2]\}^2 = \mathbb{E} [\underline{Z}(B)_i]^2 - 2\mathbb{E} [\underline{Z}(B)_i] \mathbb{E} [\underline{Z}(B)_i^2] + \mathbb{E} [\underline{Z}(B)_i^2]^2.$$

In conclusion, we have

$$\text{Var} [M_n] = \mathbb{E} \left[\frac{2NI(N \geq 2)}{n^2(N-1)} \right] \left[\sum_{i,j=1}^k \{\mathbb{E} [\underline{Z}(B)_i \underline{Z}(B)_j]\}^2 + \sum_{i=1}^k \mathbb{E} [\underline{Z}(B)_i] (\mathbb{E} [\underline{Z}(B)_i] - 2\mathbb{E} [\underline{Z}(B)_i^2]) \right]. \quad (25)$$

Recalling that $\bar{V}^{i,j} = V^{(i)\top} V^{(j)} - \mathbb{E} [V^{(i)\top} V^{(j)}]$ and $\mathbb{E} [V] = 0$, we have $\mathbb{E} [\prod_{l=1}^3 \bar{V}^{i_l, j_l}] = 0$ whenever an index appears only once in $(i_1, i_2, i_3, j_1, j_2, j_3)$. So if $\mathbb{E} [\prod_{l=1}^3 \bar{V}^{i_l, j_l}] \neq 0$, there can be at most three distinct indices in $(i_1, i_2, i_3, j_1, j_2, j_3)$. Therefore, for some constant κ_5 ,

$$\mathbb{E} [|M_n|^3 | N] \leq \kappa_5 \frac{N(N-1)(N-2)}{n^3 N^3}.$$

Thus

$$\mathbb{E} [|M_n - \mathbb{E} [M_n]|^3] = \mathbb{E} [|M_n|^3] = \mathbb{E} [\mathbb{E} [|M_n|^3 | N]] \leq \frac{\kappa_5}{n^3}. \quad (26)$$

Finally, we present the following lemma, which was used in the above moment calculations.

Lemma 6.1. *If N is a Poisson(a) random variable for $a > 0$, then*

$$\left| \mathbb{E} \left[\frac{I(N \geq 2)}{N-1} \right] - \frac{1}{a} \right| \leq \frac{9}{a^2}.$$

Proof. The proof is similar to the proof of Lemma 1 of Beirlant and Györfi (1998). By Jensen's inequality,

$$\begin{aligned} \mathbb{E} \left[\frac{I(N \geq 2)}{N-1} \right] &\geq \mathbb{E} \left[\frac{1}{N} | N \geq 2 \right] P(N \geq 2) \\ &\geq \frac{1}{\mathbb{E} [N | N \geq 2]} P(N \geq 2) = \frac{P(N \geq 2)^2}{\mathbb{E} [N]} = \frac{1}{a} - \frac{2(a+2)e^{-a} - (a+1)^2 e^{-2a}}{a} \geq \frac{1}{a} - \frac{9}{a^2}. \end{aligned}$$

For $N \geq 2$, $(N-1)(N+11) \geq (N+1)(N+2)$, and so $\frac{1}{N-1} \leq \frac{1}{N+1} + \frac{9}{(N+1)(N+2)}$. Therefore

$$\begin{aligned} \mathbb{E} \left[\frac{I(N \geq 2)}{N-1} \right] &\leq \mathbb{E} \left[\frac{I(N \geq 2)}{N+1} \right] + \mathbb{E} \left[\frac{9I(N \geq 2)}{(N+1)(N+2)} \right] \\ &= \sum_{j=2}^{\infty} \frac{1}{j+1} \frac{e^{-a} a^j}{j!} + \sum_{j=2}^{\infty} \frac{9}{(j+1)(j+2)} \frac{e^{-a} a^j}{j!} \leq \frac{1}{a} + \frac{9}{a^2}. \end{aligned}$$

This finishes the proof. \square

6.2 Proof of Theorem 3.3

The proof uses a Poissonization argument inspired by, and extending, the arguments of Beirlant et al. (1994); Beirlant and Györfi (1998). To clarify our technical contribution, we will state the key results of Beirlant and Györfi (1998) in the context of calibration and demonstrate how our analysis more precisely states the required conditions, while also extending the results.

6.2.1 Poissonization

Let $\tilde{N} \sim \text{Poisson}(n)$ and $\{(Z^{(1)}, Y^{(1)}), \dots, (Z^{(\tilde{N})}, Y^{(\tilde{N})})\}$ be an i.i.d. sample following the distribution P . Recall that we use $\mathcal{B}_m = \{B_1, \dots, B_{\ell_{m,n}}\}$ to denote our partition. For $i \in [\ell_{m,n}]$, letting $\mathcal{I}(\tilde{N})_i = \left\{j : Z_{(1:k)}^{(j)} \in B_i, 1 \leq j \leq \tilde{N}\right\}$ be the indices of data points falling into B_i , we have

$$|\mathcal{I}(\tilde{N})_i| = \sum_{j=1}^{\tilde{N}} I\left(Z_{(1:k)}^{(j)} \in B_i\right) \sim \text{Poisson}(n\mu(B_i)),$$

and $|\mathcal{I}(\tilde{N})_i|$, $i \in [\ell_{m,n}]$ are mutually independent. Then the scaled Poissonized estimator is defined as

$$T(\tilde{N}) = \sqrt{w} \sum_{1 \leq i \leq \ell_{m,n}, |\mathcal{I}(\tilde{N})_i| \geq 2} \sum_{j_1 \neq j_2 \in \mathcal{I}(\tilde{N})_i} U^{(j_1)\top} U^{(j_2)} / (|\mathcal{I}(\tilde{N})_i| - 1),$$

where $w = \text{Vol}(B_i)$ is the volume of any partition element, $i \in [\ell_{m,n}]$. Notice that when $\tilde{N} = n$, $T(\tilde{N})/(\tilde{N}\sqrt{w})$ becomes the estimator $T_{m,n}$ defined in (4). For $t, v \in \mathbb{R}$, we define the auxiliary random variable

$$M(\tilde{N}) = t \left(T(\tilde{N}) - \mathbb{E} [T(\tilde{N})] \right) + v \frac{\tilde{N} - n}{\sqrt{n}}. \quad (27)$$

The key result of the Poissonization approach in Beirlant and Györfi (1998) is the following lemma, which states the asymptotic normality of the original statistic $T(n)$, given the asymptotic normality of $M(\tilde{N})$:

Lemma 6.2 (Proposition 1 of Beirlant and Györfi (1998)). *Suppose that for some $\rho > 0$ and all $t, v \in \mathbb{R}$,*

$$\Phi_n(t, v) := \mathbb{E} \left[e^{iM(\tilde{N})} \right] \rightarrow e^{-t^2 \rho^2 / 2 - v^2 / 2} \quad \text{as } n \rightarrow \infty. \quad (28)$$

Then

$$\frac{T(n) - \mathbb{E} [T(n)]}{\rho} \xrightarrow{d} \mathcal{N}(0, 1).$$

In the proof of the lemma, we need to bound the characteristic function of $M(\tilde{N})$ to apply the dominated convergence theorem (refer to equations (36), (37), (38), and (39) for details; see also equation (10) in Beirlant and Györfi (1998)). However, with the condition (28) alone, it is not clear how to construct a dominating function so that the dominated convergence theorem can be applied.

To address this issue, we introduce a *novel splitting strategy*, where we split the test statistic $T(\tilde{N})$ into two components parameterized by a scalar $a \in [0, 1]$. The parameterization is such that in the limit $a \rightarrow 1$, we recover the original test statistic. For $a < 1$, we can bound the characteristic function of a split version of $M(\tilde{N})$ by the norm of the characteristic function of a Poisson variable. This approach allows us to use the dominated convergence theorem to conclude the proof. Next, we will introduce the split version of the statistic $T(\tilde{N})$.

For $0 \leq a \leq 1$, let $\Delta(a) \subset \Delta(K, k)$ be the *core* of the truncated Weyl chamber $\Delta(K, k)$ from (3), defined as

$$\Delta(a) = \Delta(a, K, k) := \{(z_1, \dots, z_k) \in \Delta(K, k) : z_1 \leq 1/K + a(1 - 1/K)\}.$$

Then $\Delta(0) = \{(1/K, 1/K, \dots, 1/K)^\top\}$ contains only the uniform probability distribution over K indices, while $\Delta(1) = \Delta(K, k)$ contains the entire truncated Weyl chamber. We will first study the estimator defined on $\Delta(a)$ and then let $a \rightarrow 1$.

For $i \in [\ell_{m,n}]$, letting $b(B_i) := \max_{(z_1, \dots, z_k) \in B_i} z_1$, we can reorder \mathcal{B}_m such that $b(B_i)$ are non-decreasing in $i \in [\ell_{m,n}]$. For $a \in [0, 1]$, let $\ell_{m,n}(a)$ be the largest index $i \in [\ell_{m,n}]$ such that $b(B_i) \leq 1/K + a(1 - 1/K)$. If

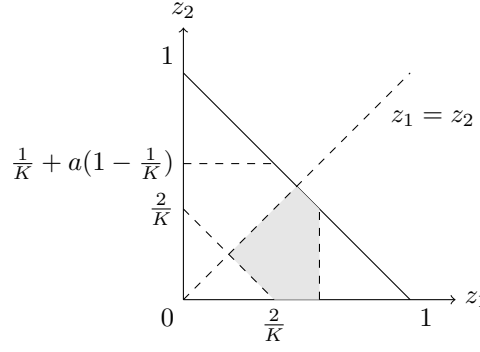


Figure 6: Illustration of the set $\Delta(a)$ for $K = 5$, $k = 2$, and $a = 1/2$.

no such index exists, then we define $\ell_{m,n}(a) = 0$, and define all sums over $1, \dots, \ell_{m,n}(a)$ as zero below. Then $\{B_1, \dots, B_{\ell_{m,n}(a)}\}$ forms a partition of a subset of $\Delta(a)$. We point out that even though not all B_i , $i \leq \ell_{m,n}$ are contained in $\Delta(K, k)$, for $a > 0$, $B_1, \dots, B_{\ell_{m,n}(a)}$ are all contained in $\Delta(a)$ by definition.

For $\xi > 0$, define the following quantities:

$$\begin{aligned} T(\tilde{N}, a, \xi) &= \sqrt{\xi} \sum_{1 \leq i \leq \ell_{m,n}(a), |\mathcal{I}(\tilde{N})_i| \geq 2} \sum_{j_1 \neq j_2 \in \mathcal{I}(\tilde{N})_i} U^{(j_1)\top} U^{(j_2)} / (|\mathcal{I}(\tilde{N})_i| - 1), \\ T'(\tilde{N}, a, \xi) &= \sqrt{\xi} \sum_{\ell_{m,n}(a)+1 \leq i \leq \ell_{m,n}, |\mathcal{I}(\tilde{N})_i| \geq 2} \sum_{j_1 \neq j_2 \in \mathcal{I}(\tilde{N})_i} U^{(j_1)\top} U^{(j_2)} / (|\mathcal{I}(\tilde{N})_i| - 1). \end{aligned} \quad (29)$$

Now, recalling that $w = \text{Vol}(B_i)$ is the volume of any partition element $i \in [\ell_{m,n}]$, for any $a \in [0, 1]$ we can split the sums arising in our estimator $T_{m,\tilde{N}}$ from (4) into the two non-overlapping components $T(\tilde{N}, a) := T(\tilde{N}, a, w)$ and $T'(\tilde{N}, a) := T'(\tilde{N}, a, w)$. When $a = 1$, $T(\tilde{N}, a)/(\tilde{N}\sqrt{w})$ recovers the estimator $T_{m,\tilde{N}}$ defined in (4). Moreover, for any \tilde{N} and $a \in [0, 1]$, and $T(\tilde{N}, 1) = T(\tilde{N}, a) + T'(\tilde{N}, a)$.

Moreover, for $t, v \in \mathbb{R}$, we define the auxiliary random variables (adding the same term as in (27))

$$\begin{aligned} M(\tilde{N}, a) &= t \left(T(\tilde{N}, a) - \mathbb{E} [T(\tilde{N}, a)] \right) + v \frac{\tilde{N} - n}{\sqrt{n}}, \\ M'(\tilde{N}, a) &= t \left(T'(\tilde{N}, a) - \mathbb{E} [T'(\tilde{N}, a)] \right) + v \frac{\tilde{N} - n}{\sqrt{n}}. \end{aligned} \quad (30)$$

With these two random variables, we can present the following version of Lemma 6.2:

Lemma 6.3 (Poissonization with uncorrelated components). *Suppose that for some constant $0 < a_0 < 1$, for all $a \in (a_0, 1)$, there exist $\rho_a \in \mathbb{R}$, such that the limit $\lim_{a \rightarrow 1} \rho_a = \rho$ exists. Suppose further that for all $t, v \in \mathbb{R}, a \in (a_0, 1)$,*

$$\begin{aligned} \Phi_{n,a}(t, v) &:= \mathbb{E} \left[e^{iM(\tilde{N}, a)} \right] \rightarrow e^{-t^2 \rho_a^2 / 2 - v^2 / 2} \quad \text{as } n \rightarrow \infty, \text{ and} \\ \Phi'_{n,a}(t, v) &:= \mathbb{E} \left[e^{iM'(\tilde{N}, a)} \right] \rightarrow e^{-t^2 (\rho^2 - \rho_a^2) / 2 - v^2 / 2} \quad \text{as } n \rightarrow \infty. \end{aligned} \quad (31)$$

Then

$$\frac{T(n, 1) - \mathbb{E} [T(n, 1)]}{\rho} \xrightarrow{d} \mathcal{N}(0, 1).$$

In our proof, the updated condition (31) is necessary to construct the dominating function (38) to prove the convergence in (39).

Theorem 3.3 can be proved using Lemma 6.3. However, it is restricted to the case where $T(\tilde{N}, a)$ and \tilde{N} are asymptotically uncorrelated, which is insufficient to prove Theorem 3.4. To address this challenge, we further extend the results to allow for correlations between the two components of the Poissonized variables from (30):

Lemma 6.4 (Poissonization with correlated components). *Suppose that for some constant $0 < a_0 < 1$, and for all*

$a \in (a_0, 1)$, there exist $\rho_a, \lambda_a \in \mathbb{R}$ with $\rho_a^2 - \lambda_a^2 > 0$, such that the limits $\lim_{a \rightarrow 1} \rho_a = \rho > 0$, $\lim_{a \rightarrow 1} \lambda_a = \lambda$ exist. Suppose further that for all $t, v \in \mathbb{R}$, $a \in (a_0, 1)$,

$$\begin{aligned}\Phi_{n,a}(t, v) &:= \mathbb{E} \left[e^{iM(\tilde{N}, a)} \right] \rightarrow e^{-t^2 \rho_a^2 / 2 - tv \lambda_a - v^2 / 2} \quad \text{as } n \rightarrow \infty, \\ \Phi'_{n,a}(t, v) &:= \mathbb{E} \left[e^{iM'(\tilde{N}, a)} \right] \rightarrow e^{-t^2 (\rho^2 - \rho_a^2) / 2 - tv (\lambda - \lambda_a) - v^2 / 2} \quad \text{as } n \rightarrow \infty.\end{aligned}\tag{32}$$

Then

$$\frac{T(n, 1) - \mathbb{E}[T(n, 1)]}{\sqrt{\rho^2 - \lambda^2}} \xrightarrow{d} \mathcal{N}(0, 1).\tag{33}$$

Lemma 6.3 can be viewed as a special case of Lemma 6.4 with $\lambda_a = 0$. Therefore, we only need to prove Lemma 6.4. The proof can be found in Section 6.4.

6.2.2 Proof of Theorem 3.3

Using Lemma 6.4, we will next to prove a central limit theorem for $M(\tilde{N}, a)$ and $M'(\tilde{N}, a)$.

By (19) and (25), for $a > 0$, $\text{Var} \left[T(\tilde{N}, a) \right]$ equals

$$\begin{aligned}& \sum_{q=1}^{\ell_{m,n}(a)} w \left(\sum_{i=1}^k \sum_{j=1}^k \left\{ \mathbb{E} \left[U^{(i)} U^{(j)} | Z_{(1:k)} \in B_q \right] \right\}^2 - \left\| \mathbb{E} \left[U | Z_{(1:k)} \in B_q \right] \right\|^4 \right) + O \left(\frac{w \ell_{m,n}}{n \min \mu(B_q)} \right) \\ &= O \left(\frac{w \ell_{m,n}}{n \min \mu(B_q)} \right) + 2w \sum_{q=1}^{\ell_{m,n}(a)} \sum_{i,j=1}^k \left\{ \mathbb{E} \left[Z_{(i)} Z_{(j)} | Z_{(1:k)} \in B_q \right] \right\}^2 \\ &+ 2w \sum_{q=1}^{\ell_{m,n}(a)} \left(\sum_{i=1}^k \mathbb{E} \left[Z_{(i)} | Z_{(1:k)} \in B_q \right] \left(\mathbb{E} \left[Z_{(i)} | Z_{(1:k)} \in B_q \right] - 2 \mathbb{E} \left[Z_{(i)}^2 | Z_{(1:k)} \in B_q \right] \right) \right) \\ &\rightarrow 2 \int_{\Delta(a)} (\|Z_{(1:k)}\|_2^2 + 2\|Z_{(1:k)}\|_3^3 + \|Z_{(1:k)}\|_2^4) dZ_{(1:k)} =: \sigma_{0,a}^2.\end{aligned}$$

In the last step, we have used the definition of the Riemann integral of a continuous function on $\text{supp} (Z_{(1:k)}) \cap \Delta(a) = \Delta(a)$. For instance, for the convergence to the integral of $\|Z_{(1:k)}\|_2^2$, we have used the fact that $Z_{(1:k)} \mapsto \|Z_{(1:k)}\|_2^2$ is a continuous map and

$$\inf_{Z_{(1:k)} \in B_q} \|Z_{(1:k)}\|_2^2 \leq \sum_{i,j=1}^k \left\{ \mathbb{E} \left[Z_{(i)} Z_{(j)} | Z_{(1:k)} \in B_q \right] \right\}^2 \leq \sup_{Z_{(1:k)} \in B_q} \|Z_{(1:k)}\|_2^2$$

Further, we have used that for $a > 0$ and any $0 < a' < a$, the partition up to index $\ell_{m,n}(a)$ covers $\Delta(a')$ for sufficiently large m , and that $a \mapsto \sigma_{0,a}^2$ is continuous.

Similarly, $T'(\tilde{N}, a)$ is a sum over bins partitioning $\Delta(K, k) \setminus \Delta(a)$, and thus

$$\text{Var} \left[T'(\tilde{N}, a) \right] \rightarrow 2 \int_{\Delta(K, k) \setminus \Delta(a)} (\|Z_{(1:k)}\|_2^2 + 2\|Z_{(1:k)}\|_3^3 + \|Z_{(1:k)}\|_2^4) dZ_{(1:k)} = \sigma_0^2 - \sigma_{0,a}^2.$$

By (24), $\text{Cov} \left[T(\tilde{N}, a), \frac{\tilde{N}}{\sqrt{n}} \right] = \text{Cov} \left[T'(\tilde{N}, a), \frac{\tilde{N}}{\sqrt{n}} \right] = 0$. Letting for all $i \in [\ell_{m,n}]$,

$$M(B_i) = \sum_{j_1 \neq j_2 \in \mathcal{I}(\tilde{N})_i} U^{(j_1)\top} U^{(j_2)} / (|\mathcal{I}(\tilde{N})_i| - 1),\tag{34}$$

we have by (26) that

$$\mathbb{E} \left[t^3 n^3 \sqrt{w^3} \sum_{1 \leq i \leq \ell_{m,n}, |\mathcal{I}(\tilde{N})_i| \geq 2} \frac{1}{n^3} |M(B_i) - \mathbb{E}[M(B_i)]|^3 \right] \leq \kappa_6 t^3 \ell_{m,n} w \sqrt{w} \rightarrow 0.$$

Then by the Lyapunov Central Limit Theorem, we have $\frac{M(\tilde{N}, a)}{t^2 \sigma_{0,a}^2 + v^2} \xrightarrow{d} \mathcal{N}(0, 1)$, and $\frac{M'(\tilde{N}, a)}{t^2 (\sigma_0^2 - \sigma_{0,a}^2) + v^2} \xrightarrow{d} \mathcal{N}(0, 1)$. The proof is concluded by applying Lemma 6.4.

6.3 Proof of Theorem 3.4

Recalling (29), define, for any $a \in [0, 1]$, $T(\tilde{N}, a) := T(\tilde{N}, a, n^{-1})$ and $T'(\tilde{N}, a) := T'(\tilde{N}, a, n^{-1})$. While this notation coincides with the differently scaled test statistics from the proof of Theorem 3.3, no confusion will arise. For $t, v \in \mathbb{R}$, recall $M(\tilde{N}, a)$ and $M'(\tilde{N}, a)$ from (30). Using Lemma 6.4, we will next prove a central limit theorem for $M(\tilde{N}, a)$ and $M'(\tilde{N}, a)$. By (18), (20) and (21),

$$\begin{aligned} \text{Var} [T(\tilde{N}, a)] &= \sum_{i=1}^{\ell_{m,n}(a)} 4\mathbb{E} [U^\top | Z_{(1:k)} \in B_i] \text{Cov} [U | Z_{(1:k)} \in B_i] \mathbb{E} [U | Z_{(1:k)} \in B_i] \mu(B_i) \\ &+ \sum_{i=1}^{\ell_{m,n}(a)} \|\mathbb{E} [U | Z_{(1:k)} \in B_i]\|^4 \mu(B_i) + O\left(\frac{\ell_{m,n}}{n}\right) \\ &\rightarrow \mathbb{E} [\|\mathbb{E} [U | Z_{(1:k)}]\|^4 I(Z_{(1:k)} \in \Delta(a))] + 4\mathbb{E} [\mathbb{E} [U^\top | Z_{(1:k)}] \text{Cov} [U | Z_{(1:k)}] \mathbb{E} [U | Z_{(1:k)}] I(Z_{(1:k)} \in \Delta(a))] =: \rho_a^2. \end{aligned}$$

Further, by (17) we have

$$\begin{aligned} \text{Cov} \left[T(\tilde{N}, a), \frac{\tilde{N}}{\sqrt{n}} \right] &= \sum_{i=1}^{\ell_{m,n}(a)} \left(\|\mathbb{E} [U | Z_{(1:k)} \in B_i]\|^2 \mu(B_i) - O(n \max \mu(B_i) e^{-n \min \mu(B_i)}) \right) \\ &\rightarrow \mathbb{E} [\|\mathbb{E} [U | Z_{(1:k)}]\|^2 I(Z_{(1:k)} \in \Delta(a))] =: \lambda_a. \end{aligned}$$

Now $\text{Var} [\tilde{N}/\sqrt{n}] = 1$, therefore

$$\text{Var} [M(\tilde{N}, a)] = t^2 \text{Var} [T(\tilde{N}, a)] + 2tv \text{Cov} \left[T(\tilde{N}, a), \frac{\tilde{N}}{\sqrt{n}} \right] + v^2 \text{Var} [\tilde{N}/\sqrt{n}] \rightarrow t^2 \rho_a^2 + 2tv \lambda_a + v^2.$$

Let $\rho^2 = \mathbb{E} [\|\mathbb{E} [U | Z_{(1:k)}]\|^4] + 4\mathbb{E} [\mathbb{E} [U^\top | Z_{(1:k)}] \text{Cov} [U | Z_{(1:k)}] \mathbb{E} [U | Z_{(1:k)}]]$ and $\lambda = \mathbb{E} [\|\mathbb{E} [U | Z_{(1:k)}]\|^2]$. Then similar calculations lead to

$$\text{Var} [T'(\tilde{N}, a)] \rightarrow \rho^2 - \rho_a^2, \quad \text{and} \quad \text{Var} [M'(\tilde{N}, a)] \rightarrow t^2(\rho^2 - \rho_a^2) + 2tv(\lambda - \lambda_a) + v^2.$$

Moreover, as $a \rightarrow 1$, $\rho_a^2 \rightarrow \rho^2$ and $\lambda_a \rightarrow \lambda$.

Recall $M(B_i)$, $i \in [\ell_{m,n}]$, from (34). To apply the Lyapunov Central Limit Theorem, we will next show that

$$\mathbb{E} \left[t^3 \sum_{1 \leq i \leq \ell_{m,n}, |\mathcal{I}(\tilde{N})_i| \geq 2} n^{-\frac{3}{2}} |M(B_i) - \mathbb{E} [M(B_i)]|^3 \right] \rightarrow 0,$$

and $\mathbb{E} \left[v^3 \sum_{1 \leq i \leq \ell_{m,n}, |\mathcal{I}(\tilde{N})_i| \geq 2} |\mathcal{I}(\tilde{N})_i| - \mu(B_i) \right]^3 / n^{\frac{3}{2}} \rightarrow 0$. By (22), we have

$$\mathbb{E} \left[t^3 \sum_{1 \leq i \leq \ell_{m,n}, |\mathcal{I}(\tilde{N})_i| \geq 2} \frac{1}{n^{\frac{3}{2}}} |M(B_i) - \mathbb{E} [M(B_i)]|^3 \right] \leq \frac{\kappa_2 t^3}{n \sqrt{\min \mu(B_i)}} + \kappa_3 \frac{t^3 \ell_{m,n}}{n^{\frac{3}{2}}} \rightarrow 0.$$

By (23), we have

$$\mathbb{E} \left[v^3 \sum_{1 \leq i \leq \ell_{m,n}, |\mathcal{I}(\tilde{N})_i| \geq 2} \frac{|\mathcal{I}(\tilde{N})_i| - \mu(B_i)|^3}{n^{\frac{3}{2}}} \right] \leq \kappa_4 v^3 \sum_{1 \leq i \leq \ell_{m,n}, |\mathcal{I}(\tilde{N})_i| \geq 2} \mu^{\frac{3}{2}}(B_i) \leq \kappa_4 v^3 \max \sqrt{\mu(B_i)} \rightarrow 0.$$

Thus, we conclude

$$\begin{aligned} & \mathbb{E} \left[\sum_{1 \leq i \leq \ell_{m,n}, |\mathcal{I}(\tilde{N})_i| \geq 2} \left| \frac{t(M(B_i) - \mathbb{E}[M(B_i)]) + v(|\mathcal{I}(\tilde{N})_i| - \mu(B_i))}{\sqrt{n}} \right|^3 \right] \\ & \leq 4\mathbb{E} \left[|t|^3 \sum_{1 \leq i \leq \ell_{m,n}, |\mathcal{I}(\tilde{N})_i| \geq 2} \frac{1}{n^{\frac{3}{2}}} |M(B_i) - \mathbb{E}[M(B_i)]|^3 \right] + 4\mathbb{E} \left[|v|^3 \sum_{1 \leq i \leq \ell_{m,n}, |\mathcal{I}(\tilde{N})_i| \geq 2} \frac{||\mathcal{I}(\tilde{N})_i| - \mu(B_i)|^3}{n^{\frac{3}{2}}} \right] \rightarrow 0. \end{aligned}$$

Then by the Lyapunov Central Limit Theorem, $\frac{M(\tilde{N},a)}{t^2\rho_a^2+2tv\lambda_a+v^2} \xrightarrow{d} \mathcal{N}(0,1)$ and $\frac{M'(\tilde{N},a)}{t^2(\rho^2-\rho_a^2)+2tv(\lambda-\lambda_a)+v^2} \xrightarrow{d} \mathcal{N}(0,1)$. The theorem follows by applying Lemma 6.4.

6.4 Proof of Lemma 6.4

Proof. Define $T^c(n, a) = T(n, a) - \mathbb{E}[T(n, a)]$ for all n, a . For fixed $a < 1$ and $t \in \mathbb{R}$, clearly

$$\mathbb{E}[\exp(itT^c(n, a))] = \mathbb{E}[\exp(itT^c(\tilde{N}, a)) \mid \tilde{N} = n].$$

For any non-negative integer j , recall that $P(\tilde{N} = j) = e^{-n}n^j/(j!)$. Note that for all $u \in \mathbb{R}$,

$$\sum_{j=0}^{\infty} e^{iuj} \mathbb{E}[\exp(itT^c(\tilde{N}, a)) \mid \tilde{N} = j] P(\tilde{N} = j) = \mathbb{E}[e^{iu\tilde{N}+itT^c(\tilde{N}, a)}],$$

and in particular since $|\exp(ix)| \leq 1$ for all $x \in \mathbb{R}$, the series on the left hand side converges. Then using that $\int_{-\pi}^{\pi} e^{iuj} du = 0$ for any integer $j \neq 0$, that $\int_{-\pi}^{\pi} e^{iuj} du = 2\pi$ for $j = 0$, and by the Dominated Convergence Theorem, we conclude by the change of variables $v = u\sqrt{n}$ that for all non-negative integers n ,

$$\begin{aligned} 2\pi P(\tilde{N} = n) \mathbb{E}[\exp(itT^c(\tilde{N}, a)) \mid \tilde{N} = n] &= \int_{-\pi}^{\pi} e^{-iun} \mathbb{E}[\exp(itT^c(\tilde{N}, a) + iu\tilde{N})] du \\ &= \frac{1}{\sqrt{n}} \int_{-\sqrt{n}\pi}^{\sqrt{n}\pi} \mathbb{E}\left[\exp\left(itT^c(\tilde{N}, a) + iv\frac{\tilde{N}-n}{\sqrt{n}}\right)\right] dv. \end{aligned} \quad (35)$$

By Stirling's formula (Robbins, 1955), $2\pi P(\tilde{N} = n) = \frac{2\pi e^{-n}n^n}{n!} \sim \sqrt{\frac{2\pi}{n}}$ as $n \rightarrow \infty$. Then by recalling $\Phi_{n,a}$ from (32), (35) gives

$$\mathbb{E}[\exp(itT^c(\tilde{N}, a)) \mid \tilde{N} = n] \sim \frac{1}{\sqrt{2\pi}} \int_{-\pi\sqrt{n}}^{\pi\sqrt{n}} \Phi_{n,a}(t, v) dv. \quad (36)$$

Next, note that $\tilde{N} = \sum_{i=1}^{\ell_{m,n}} |\mathcal{I}(\tilde{N})_i|$. Letting $\tilde{N}(a) = \sum_{i=\ell_{m,n}(a)+1}^{\ell_{m,n}} |\mathcal{I}(\tilde{N})_i|$, we have $\tilde{N}(a) \sim \text{Poisson}(n\mu_n(a))$ with $\mu_n(a) \rightarrow 1 - \mu(\Delta(a)) =: \mu_a$ as $n \rightarrow \infty$. We consider the case where $\mu_a > 0$ first. Writing $\tilde{N} = \tilde{N}(a) + (\tilde{N} - \tilde{N}(a))$, using the independence of $|\mathcal{I}(\tilde{N})_i|$ across $i \in [\ell_{m,n}]$, and recalling the characteristic function $\Phi_{n,a}$ of $M(\tilde{N}, a)$ from (30), we have for any $v \in \mathbb{R}$ that

$$\begin{aligned} |\Phi_{n,a}(t, v)| &= \left| \mathbb{E}[e^{iM(\tilde{N}, a)}] \right| = \left| \mathbb{E}[e^{itT^c(\tilde{N}, a) + v(\tilde{N}-n)/\sqrt{n}}] \right| \\ &= \left| \mathbb{E}[e^{itT^c(\tilde{N}, a) + iv[\tilde{N} - \tilde{N}(a) - (n - n\mu_n(a))]/\sqrt{n}}] \mathbb{E}[e^{iv(\tilde{N}(a) - n\mu_n(a))/\sqrt{n}}] \right| \leq \left| \mathbb{E}[e^{iv(\tilde{N}(a) - n\mu_n(a))/\sqrt{n}}] \right| =: g_n(v). \end{aligned} \quad (37)$$

Since the characteristic function of a $\text{Poisson}(\lambda)$ random variable at $t \in \mathbb{R}$ is $\exp\{\lambda(\exp\{it\} - 1)\}$, we find for any $v \in \mathbb{R}$ that by a Taylor expansion of the cosine function at zero, $g_n(v) = e^{n\mu_n(a)[\cos(v/\sqrt{n}) - 1]} \rightarrow e^{-\frac{\mu_a v^2}{2}}$ as

$n \rightarrow \infty$. Moreover, by the change of variables $u = v/\sqrt{n}$,

$$\int_{-\pi\sqrt{n}}^{\pi\sqrt{n}} g_n(v) dv = \sqrt{n} \int_{-\pi}^{\pi} e^{n\mu_n(a)[\cos(u)-1]} du.$$

Now, let $\tilde{N}'(a) \sim \text{Poisson}(n\mu_n(a))$ be a Poisson random variable independent of $\tilde{N}(a)$, so that

$$\mathbb{E} \left[e^{iu(\tilde{N}(a) - \tilde{N}'(a))} \right] = \left| \mathbb{E} \left[e^{iu(\tilde{N}(a) - n\mu_n(a))} \right] \right|^2 = (g_n(u\sqrt{n}))^2 = e^{2n\mu_n(a)[\cos(u)-1]}.$$

Using the fact that $\tilde{N}(a) - \tilde{N}'(a)$ only takes integer values, and that $\int_{-\pi}^{\pi} e^{iu} du = 0$ for nonzero integers j , we have

$$\begin{aligned} \int_{-\pi}^{\pi} e^{2n\mu_n(a)[\cos(u)-1]} du &= \int_{-\pi}^{\pi} \mathbb{E} \left[e^{iu(\tilde{N}(a) - \tilde{N}'(a))} \right] du \\ &= 2\pi P(\tilde{N}(a) - \tilde{N}'(a) = 0) = 2\pi \sum_{j=0}^{\infty} e^{-2n\mu_n(a)} \frac{(n\mu_n(a))^{-2k}}{(k!)^2} = 2\pi e^{-2n\mu_n(a)} I_0(2n\mu_n(a)), \end{aligned}$$

where $I_0(\cdot)$ is the modified Bessel function of the first kind. It is known that $I_0(2n) \sim e^{2n\mu_n(a)}/\sqrt{4\pi n\mu_n(a)}$ as $n \rightarrow \infty$ (Abramowitz and Stegun, 1968). Therefore, as $n \rightarrow \infty$,

$$\int_{-\pi\sqrt{2n}}^{\pi\sqrt{2n}} g_{2n}(v) dv = \sqrt{2n} \int_{-\pi}^{\pi} e^{2n\mu_n(a) \cos(u) - 2n\mu_n(a)} du \rightarrow \sqrt{\frac{2\pi}{\mu_a}} = \int_{-\infty}^{\infty} e^{-\frac{\mu_a v^2}{2}} dv. \quad (38)$$

Therefore for all $t \in \mathbb{R}$, $v \mapsto \Phi_{n,a}(t, v)$ is dominated by $v \mapsto g_n(v)$ from (37) and $\int_{-\pi\sqrt{n}}^{\pi\sqrt{n}} g_n(v) dv$ converges to $\int_{-\infty}^{\infty} e^{-\frac{\mu_a v^2}{2}} dv$ as $n \rightarrow \infty$.

By (32), $\Phi_{n,a}(t, v) \rightarrow e^{-t^2 \rho_a^2/2 - tv\lambda_a - v^2/2} = e^{-t^2(\rho_a^2 - \lambda_a^2)/2 - (v+t\lambda_a)^2/2}$ as $n \rightarrow \infty$. Then from (36) and by a variant of the dominated convergence theorem (e.g. Rao (1973) p. 136),

$$\mathbb{E} \left[\exp \left(itT^c(\tilde{N}, a) \right) \middle| \tilde{N} = n \right] \rightarrow \frac{1}{\sqrt{2\pi}} \int_{-\infty}^{\infty} e^{-t^2(\rho_a^2 - \lambda_a^2)/2 - (v+t\lambda_a)^2/2} dv = e^{-t^2(\rho_a^2 - \lambda_a^2)/2}. \quad (39)$$

If $\mu_a = \mu(\Delta(a)) = 0$, then we have $P(\tilde{N}(a) = 0) = 1$. In that case, we must have $\rho_a = \lambda_a = 0$, and so (39) holds trivially.

This shows that $T^c(n, a) \xrightarrow{d} \mathcal{N}(0, \rho_a^2 - \lambda_a^2)$. Following the same procedure, we have $T'(n, a) - \mathbb{E}[T'(n, a)] \xrightarrow{d} \mathcal{N}(0, \rho^2 - \rho_a^2 - (\lambda - \lambda_a)^2)$. We can finish the proof by applying Lemma 5 of Le Cam (1958); provided below with a proof for completeness:

Lemma 6.5 (Lemma 5 of Le Cam (1958)). *Suppose that for any $a \in [0, 1]$, we have two sequences of random variables $(T_{n,a})_{n \geq 1}, (T'_{n,a})_{n \geq 1}$ satisfying $T_{n,a} \xrightarrow{d} T_a$, $T'_{n,a} \xrightarrow{d} T'_a$ as $n \rightarrow \infty$, and that as $a \rightarrow 1$, $T_a \xrightarrow{d} T$, $T'_a \xrightarrow{d} 0$, i.e., T'_a converges to a point mass at zero (or, equivalently, T'_a converges in probability to zero). If for all $n \geq 1$, $T_{n,a} + T'_{n,a}$ does not depend on a , then*

$$\lim_{a \rightarrow 1} \lim_{n \rightarrow \infty} \mathbb{E} \left[e^{it(T_{n,a} + T'_{n,a})} \right] = \lim_{n \rightarrow \infty} \mathbb{E} \left[e^{it(T_{n,a} + T'_{n,a})} \right] = \mathbb{E} \left[e^{itT} \right].$$

Proof. Let $u, v : \mathbb{C} \rightarrow \mathbb{C}$ be bounded continuous functions. For any $a \in [0, 1]$, consider $A(a) := \limsup_{n \rightarrow \infty} \mathbb{E} [u(T_{n,a})v(T'_{n,a})]$. Since $T_{n,a} \xrightarrow{d} T_a$ and $T'_{n,a} \xrightarrow{d} T'_a$, by Prohorov's theorem (see e.g., Theorem 2.4 of Van der Vaart (2000)) and the definition of \limsup , there exists a sub-sequence $(n_j)_{j \geq 1}$ of the positive integers such that the joint distribution of $(T_{n_j,a}, T'_{n_j,a})$ converges as $j \rightarrow \infty$, and we have

$$A(a) = \lim_{j \rightarrow \infty} \mathbb{E} \left[u(T_{n_j,a})v(T'_{n_j,a}) \right].$$

The limiting law of $(T_{n_j,a}, T'_{n_j,a})$ has the same marginal distributions as T_a and T'_a , respectively. Let (T_a, T'_a) represent the joint limit. Then, since weak convergence implies the convergence of expectations of bounded

continuous functions, we have $A(a) = \mathbb{E} [u(T_a)v(T'_a)]$.

As $a \rightarrow 1$, $T_a \xrightarrow{d} T$, and T'_a converges to the point mass at zero, thus by Slutsky's theorem (see e.g., Lemma 2.8 of Van der Vaart (2000)), we have $\lim_{a \rightarrow 1} \mathbb{E} [u(T_a)v(T'_a)] = v(0)\mathbb{E} [u(T)]$. Therefore,

$$\lim_{a \rightarrow 1} \limsup_{n \rightarrow \infty} \mathbb{E} [u(T_{n,a})v(T'_{n,a})] = v(0)\mathbb{E} [u(T)]. \quad (40)$$

Similarly, we have

$$\lim_{a \rightarrow 1} \liminf_{n \rightarrow \infty} \mathbb{E} [u(T_{n,a})v(T'_{n,a})] = v(0)\mathbb{E} [u(T)].$$

Now take $u : z \mapsto e^{itz}$ and $v : z \mapsto e^{itz}$. Then, since by assumption $T_{n,a} + T'_{n,a}$ does not depend on a , $\liminf_{n \rightarrow \infty} \mathbb{E} [u(T_{n,a})v(T'_{n,a})]$ and $\limsup_{n \rightarrow \infty} \mathbb{E} [u(T_{n,a})v(T'_{n,a})]$ do not depend on a either. Hence, since their limits as $a \rightarrow 1$ are equal, they must be equal for all $a \in [0, 1]$. Thus, we must have

$$\liminf_{n \rightarrow \infty} \mathbb{E} [e^{it(T_{n,a}+T'_{n,a})}] = \limsup_{n \rightarrow \infty} \mathbb{E} [e^{it(T_{n,a}+T'_{n,a})}] = \lim_{n \rightarrow \infty} \mathbb{E} [e^{it(T_{n,a}+T'_{n,a})}] = \mathbb{E} [e^{itT}],$$

where the last equation follows from (40). This finishes the proof. \square

Taking $T_{n,a} = T(n, a) - \mathbb{E} [T(n, a)]$ and $T'_{n,a} = T'(n, a) - \mathbb{E} [T'(n, a)]$, we notice that $T_{n,a} + T'_{n,a} = T(n, 1) - \mathbb{E} [T(n, 1)]$, which does not depend on a . Moreover, the conditions required by Lemma 6.5 on the limiting distributions of $(T_{n,a})_{n \geq 1}$, $(T'_{n,a})_{n \geq 1}$ as $n \rightarrow \infty$ hold by our previous analysis. Since $\lim_{a \rightarrow 1} \rho_a = \rho$ and $\lim_{a \rightarrow 1} \lambda_a = \lambda$, we have $\mathcal{N}(0, \rho_a^2 - \lambda_a^2) \xrightarrow{d} \mathcal{N}(0, \rho^2 - \lambda^2)$ and $\mathcal{N}(0, \rho^2 - \rho_a^2 - (\lambda - \lambda_a)^2) \xrightarrow{d} 0$. Then by Lemma 6.5, (33) follows. This finishes the proof. \square

6.5 Proof of Proposition 3.5

To prove $\hat{\sigma}_1^2 \rightarrow_p \sigma_1^2$, we will show that $\mathbb{E} [\hat{\sigma}_1^2]$ is close to σ_1^2 and that $\text{Var} [\hat{\sigma}_1^2]$ tends to zero. Then the conclusion will follow from Chebyshev's inequality. For notational simplicity, let $\underline{Z} = Z_{(1:k)}$ and $\underline{Y} = Y_{r_{1:k}}$. Recall that we define $U = \underline{Y} - \underline{Z}$, and let $F : \underline{Z} \mapsto \mathbb{E} [U|\underline{Z}]$, $G : \underline{Z} \mapsto \mathbb{E} [UU^\top|\underline{Z}]$. Then we can write σ_1^2 as

$$\begin{aligned} \sigma_1^2 &= \sum_{i=1}^{\ell_{m,n}} \int_{B_i} \|F(\underline{Z})\|^4 dP_{\underline{Z}} - \left(\sum_{i=1}^{\ell_{m,n}} \int_{B_i} \|F(\underline{Z})\|^2 dP_{\underline{Z}} \right)^2 \\ &\quad + 4 \sum_{i=1}^{\ell_{m,n}} \int_{B_i} F(\underline{Z})^\top G(\underline{Z}) F(\underline{Z}) dP_{\underline{Z}} - 4 \sum_{i=1}^{\ell_{m,n}} \int_{B_i} \|F(\underline{Z})\|^4 dP_{\underline{Z}}. \end{aligned} \quad (41)$$

We will first prove the following lemma, which shows the Hölder smoothness of $\underline{z} \mapsto \mathbb{E} [\underline{Y}|\underline{Z} = \underline{z}]$ and of G .

Lemma 6.6. *Under Condition 3.1, $\underline{z} \mapsto \mathbb{E} [\underline{Y}|\underline{Z} = \underline{z}]$ and $\underline{z} \mapsto \mathbb{E} [UU^\top|\underline{Z} = \underline{z}]$ are Hölder continuous on $\Delta(K, k)$ with Hölder smoothness parameter $0 < s \leq 1$.*

Proof. For $\underline{z}^{(1)}, \underline{z}^{(2)} \in \Delta(K, k)$ and $j \in \{1, 2, \dots, k\}$, we have by Condition 3.1 that

$$\begin{aligned} &\left| \mathbb{E} [\underline{Y}^{(1)}|\underline{Z}^{(1)} = \underline{z}^{(1)}]_j - \mathbb{E} [\underline{Y}^{(2)}|\underline{Z}^{(2)} = \underline{z}^{(2)}]_j \right| \leq \left| \mathbb{E} [U^{(1)}|\underline{Z}^{(1)} = \underline{z}^{(1)}]_j - \mathbb{E} [U^{(2)}|\underline{Z}^{(2)} = \underline{z}^{(2)}]_j \right| \\ &\quad + |\underline{z}_j^{(1)} - \underline{z}_j^{(2)}| \leq L \|\underline{z}^{(1)} - \underline{z}^{(2)}\|^s + |\underline{z}_j^{(1)} - \underline{z}_j^{(2)}|^s \leq (L+1) \|\underline{z}^{(1)} - \underline{z}^{(2)}\|^s. \end{aligned}$$

Therefore $\underline{z} \mapsto \mathbb{E} [\underline{Y}|\underline{Z}]$ is Hölder continuous with Hölder smoothness parameter s .

Next, for $\underline{z} \in \Delta(K, k)$ and $i, j \in [k]$, let $\mathbb{E} [UU^\top|\underline{Z} = \underline{z}]_{i,j}$ denote the element at the i -th row and j -th column of $\mathbb{E} [UU^\top|\underline{Z} = \underline{z}]$. Then

$$G(\underline{z})_{i,j} = \mathbb{E} [UU^\top|\underline{Z} = \underline{z}]_{i,j} = \mathbb{E} [\underline{Y}_i \underline{Y}_j|\underline{Z} = \underline{z}] - \mathbb{E} [\underline{Y}_i|\underline{Z} = \underline{z}] \underline{z}_j - \mathbb{E} [\underline{Y}_j|\underline{Z} = \underline{z}] \underline{z}_i + \underline{z}_i \underline{z}_j.$$

Let $\underline{z}^{(1)}, \underline{z}^{(2)} \in \Delta(K, k)$. By Condition 3.1 and as $\|\underline{z}^{(1)}\|_\infty \leq 1, \|\underline{z}^{(2)}\|_\infty \leq 1$, we have

$$\begin{aligned} & \left| \mathbb{E} \left[\underline{Y}_i^{(1)} \middle| \underline{z}^{(1)} = \underline{z}^{(1)} \right] \underline{z}_j^{(1)} - \mathbb{E} \left[\underline{Y}_i^{(2)} \middle| \underline{z}^{(2)} = \underline{z}^{(2)} \right] \underline{z}_j^{(2)} \right| \\ & \leq \left| \mathbb{E} \left[\underline{Y}_i^{(1)} \middle| \underline{z}^{(1)} = \underline{z}^{(1)} \right] \underline{z}_j^{(1)} - \mathbb{E} \left[\underline{Y}_i^{(2)} \middle| \underline{z}^{(2)} = \underline{z}^{(2)} \right] \underline{z}_j^{(1)} \right| + \left| \mathbb{E} \left[\underline{Y}_i^{(2)} \middle| \underline{z}^{(2)} = \underline{z}^{(2)} \right] \underline{z}_j^{(1)} - \mathbb{E} \left[\underline{Y}_i^{(2)} \middle| \underline{z}^{(2)} = \underline{z}^{(2)} \right] \underline{z}_j^{(2)} \right| \\ & \leq L \|\underline{z}^{(1)} - \underline{z}^{(2)}\|^s + |\underline{z}_j^{(1)} - \underline{z}_j^{(2)}| \leq (L+1) \|\underline{z}^{(1)} - \underline{z}^{(2)}\|^s. \end{aligned}$$

Further, for all i, j ,

$$\begin{aligned} |\underline{z}_i^{(1)} \underline{z}_j^{(1)} - \underline{z}_i^{(2)} \underline{z}_j^{(2)}| & \leq |\underline{z}_i^{(1)} \underline{z}_j^{(1)} - \underline{z}_i^{(1)} \underline{z}_j^{(2)}| + |\underline{z}_i^{(1)} \underline{z}_j^{(2)} - \underline{z}_i^{(2)} \underline{z}_j^{(2)}| \\ & \leq |\underline{z}_j^{(1)} - \underline{z}_j^{(2)}| + |\underline{z}_i^{(1)} - \underline{z}_i^{(2)}| \leq 2 \|\underline{z}^{(1)} - \underline{z}^{(2)}\|^s. \end{aligned}$$

Note that $\underline{Y}_i \underline{Y}_j = 0$ for $i \neq j$ and $\underline{Y}_i \underline{Y}_j = \underline{Y}_i$ for $i = j$. Then, by Condition 3.1, we have $|G(\underline{z}^{(1)})_{i,j} - G(\underline{z}^{(2)})_{i,j}| \leq L' \|\underline{z}^{(1)} - \underline{z}^{(2)}\|^s$ for some L' . This finishes the proof. \square

Recall from Section 3.2 that for $i \in [\ell_{m,n}]$, we have $\mathbb{E}_n[U]^{(i)} = \frac{1}{|\mathcal{I}_{m,n,i}|} \sum_{j \in \mathcal{I}_{m,n,i}} U^{(j)}$ and $\text{Cov}_n[U]^{(i)} = \frac{1}{|\mathcal{I}_{m,n,i}|} \sum_{j \in \mathcal{I}_{m,n,i}} (U^{(j)\top} U^{(j)} - \mathbb{E}_n[U]^{(i)} \mathbb{E}_n[U]^{(i)\top})$. Letting $N_i = |\mathcal{I}_{m,n,i}|$ for $i \in [\ell_{m,n}]$, we will first calculate $\mathbb{E} \left[\frac{N_i}{n} \left\| \mathbb{E}_n[U]^{(i)} \right\|^4 \right]$. Similar to the calculation of (16), for distinct values $j_1, j_2, j_3, j_4 \in \mathcal{I}_{m,n,i}$, we have

$$\mathbb{E} \left[U^{(j_1)\top} U^{(j_2)} U^{(j_3)\top} U^{(j_4)} \right] = \|\mathbb{E}[U | \underline{Z} \in B_i]\|^4.$$

Since $U^{(i)}$ is a bounded vector for all i , we have

$$\begin{aligned} \mathbb{E} \left[\frac{N_i}{n} \left\| \mathbb{E}_n[U]^{(i)} \right\|^4 \middle| N_i \right] & = \frac{N_i}{n} \frac{N_i(N_i-1)(N_i-2)(N_i-3)I(N_i \geq 4)}{N_i^4} \|\mathbb{E}[U | \underline{Z} \in B_i]\|^4 + \frac{N_i}{n} \frac{1}{N_i^4} O(N_i^3) \\ & = \frac{N_i I(N_i \geq 4)}{n} \|\mathbb{E}[U | \underline{Z} \in B_i]\|^4 + O\left(\frac{1}{n}\right). \end{aligned}$$

Thus, denoting $\zeta_i = \frac{\int_{B_i} F(\underline{Z}) dP_{\underline{Z}}}{\mu(B_i)}$,

$$\begin{aligned} \mathbb{E} \left[\frac{N_i}{n} \left\| \mathbb{E}_n[U]^{(i)} \right\|^4 \right] & = \mathbb{E} \left[\mathbb{E} \left[\frac{N_i}{n} \left\| \mathbb{E}_n[U]^{(i)} \right\|^4 \middle| N_i \right] \right] \\ & = \frac{\mathbb{E}[N_i I(N_i \geq 4)]}{n} \|\mathbb{E}[U | \underline{Z} \in B_i]\|^4 + O\left(\frac{1}{n}\right) = \frac{n\mu(B_i)}{n} \|\zeta_i\|^4 + O\left(\frac{1}{n}\right). \end{aligned}$$

By Condition 3.1 and the mean value theorem, $\|F(z) - \zeta_i\| = O(m^{-s})$ for $z \in B_i$. Then we have

$$\|F(\underline{z})\|^2 - \|\zeta_i\|^2 = (F(\underline{z}) - \zeta_i)^\top (F(\underline{z}) + \zeta_i) = O\left(\frac{1}{m^s}\right), \quad (42)$$

and

$$\|F(\underline{z})\|^4 - \|\zeta_i\|^4 = (F(\underline{z}) - \zeta_i)^\top (F(\underline{z}) + \zeta_i) (\|F(\underline{z})\|^2 + \|\zeta_i\|^2) = O\left(\frac{1}{m^s}\right). \quad (43)$$

Therefore, for some constant κ_7 ,

$$\left| \int_{B_i} \|F(\underline{Z})\|^4 dP_{\underline{Z}} - \mathbb{E} \left[\frac{N_i}{n} \left\| \mathbb{E}_n[U]^{(i)} \right\|^4 \right] \right| \leq \kappa_7 \left(\frac{\mu(B_i)}{m^s} + \frac{1}{n} \right).$$

Similarly, for $\mathbb{E}_n[U]^{(i)\top} \text{Cov}_n[U]^{(i)} \mathbb{E}_n[U]^{(i)}$, using the fact that

$$\mathbb{E} \left[U^{(j_1)\top} U^{(j_2)} U^{(j_2)\top} U^{(j_3)} \right] = \mathbb{E}[U | \underline{Z} \in B_i]^\top \mathbb{E}[UU^\top | \underline{Z} \in B_i] \mathbb{E}[U | \underline{Z} \in B_i]$$

for distinct values $j_1, j_2, j_3 \in \mathcal{I}_{m,n,i}$, we find

$$\begin{aligned} & \mathbb{E} \left[\frac{N_i}{n} \mathbb{E}_n[U]^{(i)\top} \text{Cov}_n[U]^{(i)} \mathbb{E}_n[U]^{(i)} \middle| N_i \right] + \mathbb{E} \left[\frac{N_i}{n} \left\| \mathbb{E}_n[U]^{(i)} \right\|^4 \middle| N_i \right] \\ &= \frac{N_i}{n} \frac{N_i(N_i-1)(N_i-2)I(N_i \geq 3)}{N_i^3} \mathbb{E}[U|\underline{Z} \in B_i]^\top \mathbb{E}[UU^\top|\underline{Z} \in B_i] \mathbb{E}[U|\underline{Z} \in B_i] + \frac{N_i}{n} \frac{1}{N_i^3} O(N_i^2) \\ &= \frac{N_i I(N_i \geq 3)}{n} \mathbb{E}[U|\underline{Z} \in B_i]^\top \mathbb{E}[UU^\top|\underline{Z} \in B_i] \mathbb{E}[U|\underline{Z} \in B_i] + O\left(\frac{1}{n}\right). \end{aligned}$$

Therefore, with $\theta_i = \frac{\int_{B_i} G(\underline{Z}) dP_{\underline{Z}}}{\mu(B_i)}$,

$$\begin{aligned} & \mathbb{E} \left[\frac{N_i}{n} \mathbb{E}_n[U]^{(i)\top} \text{Cov}_n[U]^{(i)} \mathbb{E}_n[U]^{(i)} \right] = \mathbb{E} \left[\mathbb{E} \left[\frac{N_i}{n} \mathbb{E}_n[U]^{(i)\top} \text{Cov}_n[U]^{(i)} \mathbb{E}_n[U]^{(i)} \middle| N_i \right] \right] \\ &= \mu(B_i) \zeta_i^\top \theta_i \zeta_i - \mu(B_i) \|\zeta_i\|^4 + O\left(\frac{1}{n}\right). \end{aligned}$$

Note that for all \underline{z} , $F(\underline{z})^\top G(\underline{z}) F(\underline{z}) = \sum_{a,b=1}^k F(\underline{z})_a G(\underline{z})_{a,b} F(\underline{z})_b$, where $F(\underline{z})_a$ denotes the a -th element of the vector $F(\underline{z})$ and $G(\underline{z})_{a,b}$ denotes the element in the a -th row and b -th column of $G(\underline{z})$, for all $a, b \in [k]$. By Condition 3.1, Lemma 6.6, and the mean value theorem, we have

$$|\zeta_i - F(\underline{Z})|_a = O\left(\frac{1}{m^s}\right), \quad |\theta_i - F(\underline{Z})|_{a,b} = O\left(\frac{1}{m^s}\right),$$

for any $a, b \in \{1, \dots, k\}$. Therefore, since $F(\underline{z})$ and $G(\underline{z})$ are bounded as a function of \underline{z} , for some constant κ_9 we have

$$\left| \mathbb{E} \left[\frac{N_i}{n} \mathbb{E}_n[U]^{(i)\top} \text{Cov}_n[U]^{(i)} \mathbb{E}_n[U]^{(i)} \right] - \int_{B_i} F(\underline{Z})^\top G(\underline{Z}) F(\underline{Z}) dP_{\underline{Z}} + \int_{B_i} \|F(\underline{Z})\|^4 dP_{\underline{Z}} \right| \leq \kappa_{10} \left(\frac{\mu(B_i)}{m^s} + \frac{1}{n} \right). \quad (44)$$

Similarly, we find

$$\begin{aligned} & \mathbb{E} \left[\frac{N_i^2}{n^2} \left\| \mathbb{E}_n[U]^{(i)} \right\|^4 \middle| N_i \right] = \frac{N_i^2}{n^2} \frac{N_i(N_i-1)(N_i-2)(N_i-3)I(N_i \geq 4)}{N_i^4} \|\mathbb{E}[U|\underline{Z} \in B_i]\|^4 + \frac{N_i^2}{n^2} \frac{1}{N_i^4} O(N_i^3) \\ &= \frac{N_i^2 I(N_i \geq 4)}{n^2} \|\mathbb{E}[U|\underline{Z} \in B_i]\|^4 + O\left(\frac{1}{n}\right). \end{aligned}$$

Thus,

$$\mathbb{E} \left[\frac{N_i^2}{n^2} \left\| \mathbb{E}_n[U]^{(i)} \right\|^4 \right] = \frac{n^2 \mu(B_i)^2 + n \mu(B_i)(1 - \mu(B_i))}{n^2} \|\zeta_i\|^4 + O\left(\frac{1}{n^2}\right) + O\left(\frac{1}{n}\right) = \mu(B_i)^2 \|\zeta_i\|^4 + O\left(\frac{1}{n}\right).$$

Further for any $i, j \in [\ell_{m,n}]$, $i \neq j$,

$$\begin{aligned} & \mathbb{E} \left[\frac{N_i N_j}{n^2} \left\| \mathbb{E}_n[U]^{(i)} \right\|^2 \left\| \mathbb{E}_n[U]^{(j)} \right\|^2 \middle| N_i, N_j \right] \\ &= \frac{N_i N_j}{n^2} \frac{N_i(N_i-1)I(N_i \geq 1)}{N_i^2} \frac{N_j(N_j-1)I(N_j \geq 1)}{N_j^2} \|\mathbb{E}[U|\underline{Z} \in B_i]\|^2 \|\mathbb{E}[U|\underline{Z} \in B_j]\|^2 \\ &+ \frac{N_i N_j}{n^2} \frac{N_i N_j^2}{N_i^2 N_j^2} O(1) + \frac{N_i N_j}{n^2} \frac{N_i^2 N_j}{N_i^2 N_j^2} O(1) + \frac{N_i N_j}{n^2} \frac{1}{N_i^2 N_j^2} O(N_i N_j) \\ &= \frac{N_i N_j}{n^2} \|\mathbb{E}[U|\underline{Z} \in B_i]\|^2 \|\mathbb{E}[U|\underline{Z} \in B_j]\|^2 + \frac{N_i}{n^2} O(1) + \frac{N_j}{n^2} O(1) + O\left(\frac{1}{n^2}\right). \end{aligned}$$

Now, observe that $\mathbb{E}[N_i N_j] = n(n-1)\mu(B_i)\mu(B_j)$. Therefore,

$$\begin{aligned} & \mathbb{E} \left[\frac{N_i N_j}{n^2} \left\| \mathbb{E}_n[U]^{(i)} \right\|^2 \left\| \mathbb{E}_n[U]^{(j)} \right\|^2 \right] \\ &= \frac{n(n-1)\mu(B_i)\mu(B_j)}{n^2} \|\zeta_i\|^2 \|\zeta_j\|^2 + \frac{n\mu(B_i)}{n^2} O(1) + \frac{n\mu(B_j)}{n^2} O(1) + O\left(\frac{1}{n^2}\right) \\ &= \mu(B_i)\mu(B_j) \|\zeta_i\|^2 \|\zeta_j\|^2 + (\mu(B_i)\mu(B_j) + \mu(B_i) + \mu(B_j)) O\left(\frac{1}{n}\right) + O\left(\frac{1}{n^2}\right). \end{aligned}$$

Using (42), we find that for some constant κ_{11} ,

$$\begin{aligned} & \left| \mathbb{E} \left[\frac{N_i^2}{n^2} \left\| \mathbb{E}_n[U]^{(i)} \right\|^4 \right] - \left(\int_{B_i} \|F(\underline{Z})\|^2 dP_{\underline{Z}} \right)^2 \right| \leq \kappa_{11} \left(\frac{\mu(B_i)^2}{m^s} + \frac{1}{n} \right) \\ & \left| \mathbb{E} \left[\frac{N_i N_j}{n^2} \left\| \mathbb{E}_n[U]^{(i)} \right\|^2 \left\| \mathbb{E}_n[U]^{(j)} \right\|^2 \right] - \left(\int_{B_i} \|F(\underline{Z})\|^2 dP_{\underline{Z}} \right) \left(\int_{B_j} \|F(\underline{Z})\|^2 dP_{\underline{Z}} \right) \right| \\ & \leq \kappa_{11} \left(\frac{\mu(B_i)\mu(B_j)}{m^s} + \frac{\mu(B_i)\mu(B_j) + \mu(B_i) + \mu(B_j)}{n} + \frac{1}{n^2} \right), \end{aligned} \quad (45)$$

Combining (43), (44) and (45), we have for some constant κ_{12} that

$$\left| \mathbb{E}[\hat{\sigma}_1^2] - \sigma_1^2 \right| \leq \kappa_{12} \left(\frac{1}{m^s} + \frac{\ell_{m,n}}{n} + \frac{\ell_{m,n}^2}{n^2} \right). \quad (46)$$

Next, we will show $\text{Var}[\hat{\sigma}_1^2] \rightarrow 0$ as $n \rightarrow \infty$. Let $\vec{N} = (N_1, \dots, N_{\ell_{m,n}})$ be the counts of datapoints in each bin. Since $U^{(i)}$ is a bounded vector for each $i \in [\ell_{m,n}]$, we have that $\mathbb{E}_n[U]^{(i)}$ and $\text{Cov}_n[U]^{(i)}$ are also bounded vectors, and therefore

$$\mathbb{E} \left[\frac{N_i}{n} \left\| \mathbb{E}_n[U]^{(i)} \right\|^4 \middle| \vec{N} \right] \leq \kappa_{13} \frac{N_i}{n}, \quad \text{Var} \left[\frac{N_i}{n} \left\| \mathbb{E}_n[U]^{(i)} \right\|^4 \middle| \vec{N} \right] \leq \kappa_{13} \frac{N_i^2}{n^2},$$

for some constant κ_{13} . Note that for $i \neq j$, $\left\| \mathbb{E}_n[U]^{(i)} \right\|^4$ and $\left\| \mathbb{E}_n[U]^{(j)} \right\|^4$ are independent conditioned on \vec{N} . Hence, we have

$$\mathbb{E} \left[\sum_{i=1}^{\ell_{m,n}} \frac{N_i}{n} \left\| \mathbb{E}_n[U]^{(i)} \right\|^4 \middle| \vec{N} \right] \leq \kappa_{13} \sum_{i=1}^{\ell_{m,n}} \frac{N_i}{n} \quad \text{and} \quad \text{Var} \left[\sum_{i=1}^{\ell_{m,n}} \frac{N_i}{n} \left\| \mathbb{E}_n[U]^{(i)} \right\|^4 \middle| \vec{N} \right] \leq \kappa_{13} \sum_{i=1}^{\ell_{m,n}} \frac{N_i^2}{n^2}.$$

By the law of total variance, we have

$$\begin{aligned} \text{Var} \left[\sum_{i=1}^{\ell_{m,n}} \frac{N_i}{n} \left\| \mathbb{E}_n[U]^{(i)} \right\|^4 \right] &= \text{Var} \left[\mathbb{E} \left[\sum_{i=1}^{\ell_{m,n}} \frac{N_i}{n} \left\| \mathbb{E}_n[U]^{(i)} \right\|^4 \middle| \vec{N} \right] \right] + \mathbb{E} \left[\text{Var} \left[\sum_{i=1}^{\ell_{m,n}} \frac{N_i}{n} \left\| \mathbb{E}_n[U]^{(i)} \right\|^4 \middle| \vec{N} \right] \right] \\ &\leq \kappa_{13}^2 \left(\sum_{i=1}^{\ell_{m,n}} \sqrt{\text{Var} \left[\frac{N_i}{n} \right]} \right)^2 + \kappa_{13}^2 \sum_{i=1}^{\ell_{m,n}} \mathbb{E} \left[\frac{N_i^2}{n^2} \right] \\ &\leq \kappa_{13}^2 \left(\frac{1}{n \min_{i \in [\ell_{m,n}]} \sqrt{\mu(B_i)}} \sum_{i=1}^{\ell_{m,n}} \mu(B_i) \right)^2 + \kappa_{13}^2 \sum_{i=1}^{\ell_{m,n}} \frac{n^2 \mu(B_i)^2 + n \mu(B_i)(1 - \mu(B_i))}{n^2} \\ &\leq \kappa_{14} \left(\frac{1}{n^2 \min_{i \in [\ell_{m,n}]} \mu(B_i)} + \max \mu(B_i) + \frac{1}{n} \right) \rightarrow 0. \end{aligned}$$

Similarly, we find

$$\text{Var} \left[\sum_{i=1}^{\ell_{m,n}} \frac{N_i}{n} \left\| \mathbb{E}_n[U]^{(i)} \right\|^2 \right] \rightarrow 0, \quad \text{Var} \left[\sum_{i=1}^{\ell_{m,n}} \frac{N_i}{n} \mathbb{E}_n[U]^{(i)\top} \text{Cov}_n[U]^{(i)} \mathbb{E}_n[U]^{(i)} \right] \rightarrow 0.$$

Note that for a bounded random variable A , such that $|A| \leq K$ almost surely for some constant c , we have

$$\text{Var} [A^2] = \mathbb{E} [(A^2 - \mathbb{E} [A^2]) (A^2 + \mathbb{E} [A^2])] \leq 2K^2 \mathbb{E} [A^2 - \mathbb{E} [A^2]] = 2K^2 \text{Var} [A].$$

Therefore $\text{Var} \left[\left(\sum_{i=1}^{\ell_{m,n}} N_i/n \cdot \left\| \mathbb{E}_n[U]^{(i)} \right\|^2 \right)^2 \right] \rightarrow 0$. In summary, we have $\text{Var} [\hat{\sigma}_1^2] \rightarrow 0$. Then by Chebyshev's inequality, $\hat{\sigma}_1^2 \rightarrow_p \sigma_1^2$, finishing the proof.

6.6 Choice of the Number of Bins

6.6.1 Bias of $T_{m,n}$

Theorem 3.3 and 3.4 show that when scaled properly, $T_{m,n}$ has an limiting normal distribution. However, for a mis-calibrated model, the expectation of $T_{m,n}$ is not exactly $\text{ECE}_{1:k}^2$. In this section, we study the difference between $\mathbb{E} [T_{m,n}]$ and $\text{ECE}_{1:k}^2$. Following the calculation for (16), except using $|\mathcal{I}_{m,n,i}| \sim \text{Binomial}(n, \mu(B_i))$ instead of a Poisson distribution, we have with $\zeta_i = \mathbb{E} [U|Z_{(1:k)} \in B_i] = \frac{\int_{B_i} \mathbb{E} [U|Z_{(1:k)}] dP_{Z_{(1:k)}}}{\mu(B_i)}$,

$$\begin{aligned} \mathbb{E} [T_{m,n}] &= \frac{1}{n} \sum_{i=1}^{\ell_{m,n}} \mathbb{E} [|\mathcal{I}_{m,n,i}| I(|\mathcal{I}_{m,n,i}| \geq 2)] \left\| \mathbb{E} [U|Z_{(1:k)} \in B_i] \right\|^2 \\ &= \frac{1}{n} \sum_{i=1}^{\ell_{m,n}} \left(n\mu(B_i) - n\mu(B_i)(1 - \mu(B_i))^{n-1} \right) \|\zeta_i\|^2. \end{aligned} \quad (47)$$

By the definition of $\text{ECE}_{1:k}^2$, we have

$$\text{ECE}_{1:k}^2 = \int \left\| \mathbb{E} [U|Z_{(1:k)}] \right\|^2 dP_{Z_{(1:k)}} = \sum_{i=1}^{\ell_{m,n}} \int_{B_i} \left\| \mathbb{E} [U|Z_{(1:k)}] \right\|^2 dP_{Z_{(1:k)}}.$$

Thus

$$\mathbb{E} [T_{m,n}] - \text{ECE}_{1:k}^2 = -\frac{1}{n} \sum_{i=1}^{\ell_{m,n}} n\mu(B_i)(1 - \mu(B_i))^{n-1} \|\zeta_i\|^2 + \sum_{i=1}^{\ell_{m,n}} \mu(B_i) \|\zeta_i\|^2 - \int_{B_i} \left\| \mathbb{E} [U|Z_{(1:k)}] \right\|^2 dP_{Z_{(1:k)}}. \quad (48)$$

Since $\mu(B_i) \in [0, 1]$ for all $i \in [\ell_{m,n}]$ and $n \geq 1$, we have $(1 - \mu(B_i))^{n-1} \leq \exp\{-(n-1)\mu(B_i)\} \leq \exp\{-(n-1)\min_{i \in [\ell_{m,n}]} \mu(B_i)\}$. Further, $\|\mathbb{E} [U|Z_{(1:k)}]\|_j \leq 1$ for $j = 1, \dots, k$. Thus, we have

$$|\mathbb{E} [T_{m,n}] - \text{ECE}_{1:k}^2| \leq k \exp\{-(n-1) \min_{i \in [\ell_{m,n}]} \mu(B_i)\} + \sum_{i=1}^{\ell_{m,n}} \int_{B_i} \left\| \mathbb{E} [U|Z_{(1:k)}] - \zeta_i \right\|^2 dP_{Z_{(1:k)}}.$$

By Condition 3.1, we have

$$\begin{aligned} |\mathbb{E} [U|Z_{(1:k)} = z_{(1:k)}]_j - [\zeta_i]_j| &\leq \max_{z_{(1:k)} \in B_i} \mathbb{E} [U|Z_{(1:k)} = z_{(1:k)}]_j - \min_{z_{(1:k)} \in B_i} \mathbb{E} [U|Z_{(1:k)} = z_{(1:k)}]_j \\ &\leq L \sup_{z_{(1:k)}^{(1)} \in B_i, z_{(1:k)}^{(2)} \in B_i} \|z_{(1:k)}^{(1)} - z_{(1:k)}^{(2)}\|^s \leq \frac{L\kappa_{15}}{m^s}, \end{aligned}$$

for some κ_{15} that depends only on k . Therefore,

$$|\mathbb{E} [T_{m,n}] - \text{ECE}_{1:k}^2| \leq k \exp\{-(n-1) \min_{i \in [\ell_{m,n}]} \mu(B_i)\} + \sum_{i=1}^{\ell_{m,n}} \frac{kL^2\kappa_{15}^2}{m^{2s}} \mu(B_i) \leq \kappa_{16} \left(\exp\left\{-\frac{cn}{m^k}\right\} + \frac{1}{m^{2s}} \right), \quad (49)$$

for some κ_{16} that depends only on k and c that depends only on the distribution of $Z_{(1:k)}$. Combining (49) with Theorem 3.3 and 3.4, we find that $T_{m,n} \rightarrow_p \text{ECE}_{1:k}^2$.

Remark 6.7. The order $O(m^{-2s})$ in the upper bound of the bias is optimal. Consider a setting case where $K = 2$, $k = 1$, P_Z is uniform on Δ_1 , and $\mathbb{E}[Y_{r_1}|Z_{(1)}] = 0$. Then $Z_{(1)}$ follows a uniform distribution on $[1/2, 1]$ and $\mathbb{E}[U|Z_{(1)}] = -Z_{(1)}$. We partition the support of $Z_{(1)}$ into $B_i = [1/2 + (i-1)/(2m), 1/2 + i/(2m)]$ for $i = 1, \dots, \ell_{m,n} = m$. Then we have for all $i \in [m]$ that

$$\frac{\int_{B_i} \mathbb{E}[U|Z_{(1:k)}] dP_Z}{\mu(B_i)} = \frac{\int_{\frac{1}{2} + \frac{i-1}{2m}}^{\frac{1}{2} + \frac{i}{2m}} (-2x) dx}{\frac{2}{2m}} = -\frac{1}{2} - \frac{2i-1}{4m}.$$

Therefore,

$$\sum_{i=1}^{\ell_{m,n}} \int_{B_i} \left\| \mathbb{E}[U|Z_{(1:k)}] - \frac{\int_{B_i} \mathbb{E}[U|Z_{(1:k)}] dP_Z}{\mu(B_i)} \right\|^2 dP_Z = m \int_{-\frac{1}{4m}}^{\frac{1}{4m}} 2x^2 dx = \frac{1}{48m^2}.$$

This shows that the order of the bias bound is optimal.

Remark 6.8. Compared to the debiased estimator proposed by Lee et al. (2023),

$$T_{m,n}^{\text{T-Cal}} = \frac{1}{n} \sum_{1 \leq i \leq \ell_{m,n}, |\mathcal{I}_{m,n,i}| \geq 1} \frac{1}{|\mathcal{I}_{m,n,i}|} \sum_{a \neq b \in \mathcal{I}_{m,n,i}} U^{(a)\top} U^{(b)},$$

our estimator $T_{m,n}$ (4) replaces the factor $1/(n|\mathcal{I}_{m,n,i}|)$ by $1/[n(|\mathcal{I}_{m,n,i}| - 1)]$ for each bin. Following the calculation for (47) and (48), we have

$$\begin{aligned} \mathbb{E}[T_{m,n}^{\text{T-Cal}}] &= \frac{1}{n} \sum_{i=1}^{\ell_{m,n}} \mathbb{E}[(|\mathcal{I}_{m,n,i}| - 1)I(|\mathcal{I}_{m,n,i}| \geq 1)] \|\mathbb{E}[U|Z_{(1:k)} \in B_i]\|^2 \\ &= \frac{1}{n} \sum_{i=1}^{\ell_{m,n}} (n\mu(B_i) - 1 + (1 - \mu(B_i))^n) \|\zeta_i\|^2, \end{aligned}$$

and

$$\mathbb{E}[T_{m,n}^{\text{T-Cal}}] - \text{ECE}_{1:k}^2 = -\frac{1}{n} \sum_{i=1}^{\ell_{m,n}} (1 - (1 - \mu(B_i))^n) \|\zeta_i\|^2 + \sum_{i=1}^{\ell_{m,n}} \mu(B_i) \|\zeta_i\|^2 - \int_{B_i} \|\mathbb{E}[U|Z_{(1:k)}]\|^2 dP_{Z_{(1:k)}}.$$

Compared to the bias of $T_{m,n}$ (48), the factor $n\mu(B_i)(1 - \mu(B_i))^{n-1}$ in (48) is replaced by $1 - (1 - \mu(B_i))^n = O(1)$. The bias of $T_{m,n}^{\text{T-Cal}}$ is larger.

6.6.2 Variance of $T_{m,n}$

Let $N_i = |\mathcal{I}_{m,n,i}| \sim \text{Binomial}(n, \mu(B_i))$, $\vec{N} = (N_1, \dots, N_{\ell_{m,n}})$, $\omega_{1,i} = \text{Var}[U^{(1)\top} U^{(2)} | Z_{(1:k)}^{(1)}, Z_{(1:k)}^{(2)} \in B_i]$, $\omega_{2,i} = \text{Cov}[U^{(1)\top} U^{(2)}, U^{(1)\top} U^{(3)} | Z_{(1:k)}^{(1)}, Z_{(1:k)}^{(2)}, Z_{(1:k)}^{(3)} \in B_i]$, $\omega_{3,i} = \|\mathbb{E}[U|Z_{(1:k)} \in B_i]\|^2$. Following the calculation for (14) (15), we have

$$\begin{aligned} \text{Var}[T_{m,n}] &= \mathbb{E}[\text{Var}[T_{m,n}|\vec{N}]] + \text{Var}[\mathbb{E}[T_{m,n}|\vec{N}]] \\ &= \sum_{i=1}^{\ell_{m,n}} \mathbb{E}\left[\frac{2N_i I(N_i \geq 2)}{n^2(N_i - 1)}\right] \omega_{1,i} + \sum_{i=1}^{\ell_{m,n}} \mathbb{E}\left[\frac{4N_i(N_i - 2)I(N_i \geq 2)}{n^2(N_i - 1)}\right] \omega_{2,i} + \text{Var}\left[\sum_{i=1}^{\ell_{m,n}} \frac{N_i I(N_i \geq 2)}{n} \omega_{3,i}\right] \end{aligned}$$

Using the fact that $\mathbb{E}[N_i] = n\mu(B_i)$, $\text{Var}[N_i] = n\mu(B_i) - n\mu(B_i)^2$, $\text{Cov}[N_i, N_j] = -n\mu(B_i)\mu(B_j)$, $\ell_{m,n} = O(m^k)$ and $P(N_i \leq 1) = \exp\{-n \log(\mu(B_i)^{-1})\} + n(1 - \mu(B_i)) \exp\{-(n-1) \log(\mu(B_i)^{-1})\} = o(n^{-2})$, we have

$$\text{Var}[T_{m,n}] \leq \kappa_{17} \left(\frac{\ell_{m,n}}{n^2} + \sum_{i=1}^{\ell_{m,n}} \frac{n\mu(B_i)}{n^2} + \sum_{i=1}^{\ell_{m,n}} \frac{n\mu(B_i)\mu(B_j)}{n^2} + \frac{1}{n^2} \frac{\ell_{m,n}^2}{n^2} \right) \leq \kappa_{18} \left(\frac{m^k}{n^2} + \frac{1}{n} \right), \quad (50)$$

for some constants κ_{17}, κ_{18} .

6.7 Proof of Theorem 3.7

If the model is top-1-to-k calibrated, $\mathbb{E}[T_{m,n}] = \text{ECE}_{1:k}^2 = 0$. Then by the definition of $C_{m,n}$ and Theorem 3.3, we have

$$P(\mathbb{E}[T_{m,n}] \in C_{m,n}) = P\left(T_{m,n}^+ < z_\alpha \sigma_0 / (n\sqrt{w})\right) = P\left(\frac{n\sqrt{w}T_{m,n}}{\sigma_0} < z_\alpha\right) \rightarrow 1 - \alpha.$$

If $\text{ECE}_{1:k}^2 \neq 0$, let A_1, A_2, A_3 be the events defined as

$$\begin{aligned} A_1 &= \{\mathbb{E}[T_{m,n}] \in [T_{m,n} - z_{\alpha/2}\hat{\sigma}_1/\sqrt{n}, T_{m,n} + z_{\alpha/2}\hat{\sigma}_1/\sqrt{n}]\}, \\ A_2 &= \{\mathbb{E}[T_{m,n}] \in [T_{m,n}/2, T_{m,n} + z_{\alpha/2}\hat{\sigma}_1/\sqrt{n}]\}, \\ A_3 &= \{\mathbb{E}[T_{m,n}] \in [\max\{0, T_{m,n}^+ - z_{\alpha}\hat{\sigma}_1/\sqrt{n}\}, T_{m,n}^+ + z_{\alpha/2}\hat{\sigma}_1/\sqrt{n}] \setminus \{0\}\}. \end{aligned}$$

Further, let D_1, D_2, D_3 be the events defined as

$$\begin{aligned} D_1 &= \{T_{m,n}/2 \leq T_{m,n} - z_{\alpha/2}\hat{\sigma}_1/\sqrt{n}\}, \quad D_2 = \{T_{m,n} - z_{\alpha/2}\hat{\sigma}_1/\sqrt{n} < T_{m,n}/2 \leq T_{m,n} - z_{\alpha}\hat{\sigma}_1/\sqrt{n}\}, \\ D_3 &= \{T_{m,n}^+ - z_{\alpha}\hat{\sigma}_1/\sqrt{n} < T_{m,n}^+/2\}. \end{aligned}$$

Then

$$P(\mathbb{E}[T_{m,n}] \in C_{m,n}) = P(A_1 \cap D_1) + P(A_2 \cap D_2) + P(A_3 \cap D_3).$$

Since $T_{m,n} \rightarrow_p \text{ECE}_{1:k}^2 > 0$, we have $P(D_1) \rightarrow 1, P(D_2) \rightarrow 0$, and $P(D_3) \rightarrow 0$. Therefore

$$0 \leq P(A_1 \cap D_1^c) \leq P(D_1^c) \rightarrow 0, \quad 0 \leq P(A_2 \cap D_2) \leq P(D_2) \rightarrow 0, \quad \text{and} \quad 0 \leq P(A_3 \cap D_3) \leq P(D_3) \rightarrow 0.$$

By Theorem 3.4, we have $P(A_1) = P\left(-z_{\alpha/2} \leq \sqrt{n}(T_{m,n} - \mathbb{E}[T_{m,n}])/\hat{\sigma}_1 \leq z_{\alpha/2}\right) \rightarrow 1 - \alpha$. Then $P(A_1 \cap D_1) = P(A_1) - P(A_1 \cap D_1^c) \rightarrow 1 - \alpha$. Therefore $P(\mathbb{E}[T_{m,n}] \in C_{m,n}) \rightarrow 1 - \alpha$, finishing the proof.

6.8 Proof of Theorem 3.9

By Condition 3.8 and the bound (49) on the bias, we have $\sqrt{n}|\mathbb{E}[T_{m,n}] - \text{ECE}_{1:k}^2|/\hat{\sigma}_1 \rightarrow 0$. Therefore, by Theorem 3.4, $P\left(-z_{\alpha/2} \leq \sqrt{n}(T_{m,n} - \text{ECE}_{1:k}^2)/\hat{\sigma}_1 \leq z_{\alpha/2}\right) \rightarrow 1 - \alpha$. Then following the same argument as in Section 6.7, we find $P(\text{ECE}_{1:k}^2 \in C_{m,n}) \rightarrow 1 - \alpha$, finishing the proof.

References

- M. Abramowitz and I. A. Stegun. *Handbook of mathematical functions with formulas, graphs, and mathematical tables*. US Government printing office, 1968.
- A. N. Angelopoulos, S. Bates, et al. Conformal prediction: A gentle introduction. *Foundations and Trends® in Machine Learning*, 16(4):494–591, 2023.
- M. Bartlett. The characteristic function of a conditional statistic. *Journal of the London Mathematical Society*, 1(1):62–67, 1938.
- S. Bates, A. Angelopoulos, L. Lei, J. Malik, and M. Jordan. Distribution-free, risk-controlling prediction sets. *Journal of the ACM (JACM)*, 68(6):1–34, 2021.
- J. Beirlant and L. Györfi. On the asymptotic normality of the l2-error in partitioning regression estimation. *Journal of Statistical Planning and Inference*, 71(1-2):93–107, 1998.
- J. Beirlant, L. Györfi, and G. Lugosi. On the asymptotic normality of the l1-and l2-errors in histogram density estimation. *Canadian Journal of Statistics*, 22(3):309–318, 1994.
- J. Błasiok, P. Gopalan, L. Hu, and P. Nakkiran. A unifying theory of distance from calibration. In *Proceedings of the 55th Annual ACM Symposium on Theory of Computing*, pages 1727–1740, 2023.
- M. Bojarski, D. Del Testa, D. Dworakowski, B. Firner, B. Flepp, P. Goyal, L. D. Jackel, M. Monfort, U. Muller, J. Zhang, et al. End to end learning for self-driving cars. *arXiv preprint arXiv:1604.07316*, 2016.
- G. W. Brier. Verification of forecasts expressed in terms of probability. *Monthly weather review*, 78(1):1–3, 1950.

- C. J. Clopper and E. S. Pearson. The use of confidence or fiducial limits illustrated in the case of the binomial. *Biometrika*, 26(4):404–413, 1934.
- P. J. Davis and P. Rabinowitz. *Methods of numerical integration*. Courier Corporation, 2007.
- E. Dobriban and M. Yu. Symmpi: Predictive inference for data with group symmetries. *arXiv preprint arXiv:2312.16160*, 2023.
- L. Dümbgen. On nondifferentiable functions and the bootstrap. *Probability Theory and Related Fields*, 95:125–140, 1993.
- B. Efron. Bootstrap methods: Another look at the jackknife. *The Annals of Statistics*, pages 1–26, 1979.
- A. Esteva, B. Kuprel, R. A. Novoa, J. Ko, S. M. Swetter, H. M. Blau, and S. Thrun. Dermatologist-level classification of skin cancer with deep neural networks. *nature*, 542(7639):115–118, 2017.
- W. W. Esty. A normal limit law for a nonparametric estimator of the coverage of a random sample. *The Annals of Statistics*, 11(3):905–912, 1983.
- S. Geisser. *Predictive inference: an introduction*. Chapman and Hall/CRC, 2017.
- T. Gneiting and M. Katzfuss. Probabilistic forecasting. *Annual Review of Statistics and Its Application*, 1(1):125–151, 2014.
- T. Gneiting and A. E. Raftery. Strictly proper scoring rules, prediction, and estimation. *Journal of the American statistical Association*, 102(477):359–378, 2007.
- T. Gneiting, F. Balabdaoui, and A. E. Raftery. Probabilistic forecasts, calibration and sharpness. *Journal of the Royal Statistical Society: Series B (Statistical Methodology)*, 69(2):243–268, 2007.
- L. Guan. Localized conformal prediction: A generalized inference framework for conformal prediction. *Biometrika*, 110(1): 33–50, 2023.
- C. Guo, G. Pleiss, Y. Sun, and K. Q. Weinberger. On calibration of modern neural networks. In *International Conference on Machine Learning*, pages 1321–1330. PMLR, 2017.
- K. Gupta, A. Rahimi, T. Ajanthan, T. Mensink, C. Sminchisescu, and R. Hartley. Calibration of neural networks using splines. *arXiv preprint arXiv:2006.12800*, 2020.
- L. Györfi and H. Walk. On the asymptotic normality of an estimate of a regression functional. *J. Mach. Learn. Res.*, 16: 1863–1877, 2015.
- C. Hallenbeck. Forecasting precipitation in percentages of probability. *Monthly Weather Review*, 48(11):645–647, 1920.
- F. E. Harrell. *Regression modeling strategies: with applications to linear models, logistic and ordinal regression, and survival analysis*, volume 3. Springer, 2015.
- K. He, X. Zhang, S. Ren, and J. Sun. Deep residual learning for image recognition. In *Proceedings of the IEEE conference on computer vision and pattern recognition*, pages 770–778, 2016.
- J. Hilden, J. D. F. Habbema, and B. Bjerregaard. The measurement of performance in probabilistic diagnosis. *Methods of information in medicine*, 17(04):227–237, 1978.
- L. Holst. Asymptotic normality of sum-functions of spacings. *The Annals of Probability*, pages 1066–1072, 1979a.
- L. Holst. Two conditional limit theorems with applications. *The Annals of Statistics*, pages 551–557, 1979b.
- G. Huang, Z. Liu, L. Van Der Maaten, and K. Q. Weinberger. Densely connected convolutional networks. In *Proceedings of the IEEE conference on computer vision and pattern recognition*, pages 4700–4708, 2017.
- X. Huang, S. Li, M. Yu, M. Sesia, H. Hassani, I. Lee, O. Bastani, and E. Dobriban. Uncertainty in language models: Assessment through rank-calibration. *arXiv preprint arXiv:2404.03163*, 2024.
- Z. Jiang, J. Araki, H. Ding, and G. Neubig. How can we know when language models know? on the calibration of language models for question answering. *Transactions of the Association for Computational Linguistics*, 9:962–977, 2021.
- R. Kaur, S. Jha, A. Roy, S. Park, E. Dobriban, O. Sokolsky, and I. Lee. idecode: In-distribution equivariance for conformal out-of-distribution detection. In *Proceedings of the AAAI Conference on Artificial Intelligence*, 2022.
- M. G. Kendall. *The advanced theory of statistics*. Charles Griffin and Co., Ltd., London, 1946.
- A. K. Kuchibhotla, S. Balakrishnan, and L. Wasserman. The hulc: Confidence regions from convex hulls. *arXiv preprint arXiv:2105.14577*, 2021.
- M. Kull, M. Perello Nieto, M. Kängsepp, T. Silva Filho, H. Song, and P. Flach. Beyond temperature scaling: Obtaining well-calibrated multi-class probabilities with dirichlet calibration. *Advances in neural information processing systems*, 32, 2019.
- A. Kumar, P. S. Liang, and T. Ma. Verified uncertainty calibration. *Advances in Neural Information Processing Systems*, 32, 2019.
- A. Kumar, S. Sarawagi, and U. Jain. Trainable calibration measures for neural networks from kernel mean embeddings. In *International Conference on Machine Learning*, pages 2805–2814. PMLR, 2018.
- L. Le Cam. Un théorème sur la division d’un intervalle par des points pris au hasard. *Publications l’Institut de Statistique de l’Université de Paris VII 7-16*, 1958.
- D. Lee, X. Huang, H. Hassani, and E. Dobriban. T-cal: An optimal test for the calibration of predictive models. *Journal of Machine Learning Research*, 24(335):1–72, 2023.
- Y. Lee, E. Dobriban, and E. T. Tchetgen. Simultaneous conformal prediction of missing outcomes with propensity score ε -discretization. *arXiv preprint arXiv:2403.04613*, 2024.
- J. Lei and L. Wasserman. Distribution-free prediction bands for non-parametric regression. *Journal of the Royal Statistical Society: Series B (Statistical Methodology)*, 76(1):71–96, 2014.

- J. Lei, J. Robins, and L. Wasserman. Distribution-free prediction sets. *Journal of the American Statistical Association*, 108(501):278–287, 2013.
- J. Lei, M. G’Sell, A. Rinaldo, R. J. Tibshirani, and L. Wasserman. Distribution-free predictive inference for regression. *Journal of the American Statistical Association*, 113(523):1094–1111, 2018.
- S. Li, X. Ji, E. Dobriban, O. Sokolsky, and I. Lee. Pac-wrap: Semi-supervised pac anomaly detection. In *Proceedings of the 28th ACM SIGKDD Conference on Knowledge Discovery and Data Mining*, 2022.
- Z. Liang, Y. Zhou, and M. Sesia. Conformal inference is (almost) free for neural networks trained with early stopping. In *International Conference on Machine Learning*, 2023.
- M. Minderer, J. Djolonga, R. Romijnders, F. Hubis, X. Zhai, N. Houlsby, D. Tran, and M. Lucic. Revisiting the calibration of modern neural networks. *Advances in Neural Information Processing Systems*, 34:15682–15694, 2021.
- J. Mukhoti, V. Kulharia, A. Sanyal, S. Golodetz, P. Torr, and P. Dokania. Calibrating deep neural networks using focal loss. *Advances in Neural Information Processing Systems*, 33:15288–15299, 2020.
- A. H. Murphy. The early history of probability forecasts: Some extensions and clarifications. *Weather and forecasting*, 13(1):5–15, 1998.
- A. H. Murphy and R. L. Winkler. Probability forecasting in meteorology. *Journal of the American Statistical Association*, 79(387):489–500, 1984.
- J. Nixon, M. W. Dusenberry, L. Zhang, G. Jerfel, and D. Tran. Measuring calibration in deep learning. In *CVPR workshops*, 2019.
- H. Papadopoulos, K. Proedrou, V. Vovk, and A. Gammerman. Inductive confidence machines for regression. In *European Conference on Machine Learning*. Springer, 2002.
- S. Park, E. Dobriban, I. Lee, and O. Bastani. PAC prediction sets under covariate shift. In *International Conference on Learning Representations*, 2022a.
- S. Park, E. Dobriban, I. Lee, and O. Bastani. PAC prediction sets for meta-learning. In *Advances in Neural Information Processing Systems*, 2022b.
- D. N. Politis and J. P. Romano. Large sample confidence regions based on subsamples under minimal assumptions. *The Annals of Statistics*, pages 2031–2050, 1994.
- H. Qiu, E. Dobriban, and E. T. Tchetgen. Prediction sets adaptive to unknown covariate shift. *Journal of the Royal Statistical Society: Series B (to appear)*, *arXiv preprint arXiv:2203.06126*, 2022.
- C. R. Rao. *Linear statistical inference and its applications*. Wiley New York, 1973.
- H. Robbins. A remark on stirling’s formula. *The American mathematical monthly*, 62(1):26–29, 1955.
- Y. Romano, M. Sesia, and E. Candes. Classification with valid and adaptive coverage. *Advances in Neural Information Processing Systems*, 2020.
- C. Saunders, A. Gammerman, and V. Vovk. Transduction with confidence and credibility. In *IJCAI*, 1999.
- H. Scheffe and J. W. Tukey. Non-parametric estimation. I. Validation of order statistics. *The Annals of Mathematical Statistics*, 16(2):187–192, 1945.
- M. Sesia, S. Favaro, and E. Dobriban. Conformal frequency estimation using discrete sketched data with coverage for distinct queries. *Journal of Machine Learning Research*, 24(348):1–80, 2023.
- W. Si, S. Park, I. Lee, E. Dobriban, and O. Bastani. PAC prediction sets under label shift. *arXiv preprint arXiv:2310.12964*, 2023.
- L. Tao, Y. Zhu, H. Guo, M. Dong, and C. Xu. A benchmark study on calibration. *arXiv preprint arXiv:2308.11838*, 2023.
- J. W. Tukey. Non-parametric estimation II. Statistically equivalent blocks and tolerance regions—the continuous case. *The Annals of Mathematical Statistics*, 18(4):529–539, 1947.
- J. W. Tukey. Nonparametric estimation, III. Statistically equivalent blocks and multivariate tolerance regions—the discontinuous case. *The Annals of Mathematical Statistics*, 19(1):30–39, 1948.
- J. Vaicenavicius, D. Widmann, C. Andersson, F. Lindsten, J. Roll, and T. Schön. Evaluating model calibration in classification. In *The 22nd International Conference on Artificial Intelligence and Statistics*, pages 3459–3467. PMLR, 2019.
- B. Van Calster and A. J. Vickers. Calibration of risk prediction models: impact on decision-analytic performance. *Medical Decision Making*, 35(2):162–169, 2015.
- B. Van Calster, D. Nieboer, Y. Vergouwe, B. De Cock, M. J. Pencina, and E. W. Steyerberg. A calibration hierarchy for risk models was defined: from utopia to empirical data. *Journal of Clinical Epidemiology*, 74:167–176, 2016.
- B. Van Calster, D. J. McLernon, M. Van Smeden, L. Wynants, and E. W. Steyerberg. Calibration: the achilles heel of predictive analytics. *BMC medicine*, 17(1):1–7, 2019.
- A. W. Van der Vaart. *Asymptotic statistics*, volume 3. Cambridge university press, 2000.
- V. Vovk. Conditional validity of inductive conformal predictors. In *Asian Conference on Machine Learning*, 2013.
- V. Vovk, A. Gammerman, and G. Shafer. *Algorithmic learning in a random world*. Springer Science & Business Media, 2005.
- V. Vovk, A. Gammerman, and C. Saunders. Machine-learning applications of algorithmic randomness. In *International Conference on Machine Learning*, 1999.
- A. Wald. An Extension of Wilks’ Method for Setting Tolerance Limits. *The Annals of Mathematical Statistics*, 14(1):45–55, 1943.

- R. Wang, P. Chaudhari, and C. Davatzikos. Bias in machine learning models can be significantly mitigated by careful training: Evidence from neuroimaging studies. *Proceedings of the National Academy of Sciences*, 120(6):e2211613120, 2023.
- L. Wasserman, A. Ramdas, and S. Balakrishnan. Universal inference. *Proceedings of the National Academy of Sciences*, 117(29):16880–16890, 2020.
- S. S. Wilks. Determination of Sample Sizes for Setting Tolerance Limits. *The Annals of Mathematical Statistics*, 12(1):91–96, 1941.
- R. L. Winkler, J. Munoz, J. L. Cervera, J. M. Bernardo, G. Blattenberger, J. B. Kadane, D. V. Lindley, A. H. Murphy, R. M. Oliver, and D. Rios-Insua. Scoring rules and the evaluation of probabilities. *Test*, 5:1–60, 1996.
- H. Wu and M. C. Neale. Adjusted confidence intervals for a bounded parameter. *Behavior genetics*, 42:886–898, 2012.
- S. Zagoruyko and N. Komodakis. Wide residual networks. In *Proceedings of the British Machine Vision Conference 2016*. British Machine Vision Association, 2016.
- J. Zhang, B. Kailkhura, and T. Y.-J. Han. Mix-n-match: Ensemble and compositional methods for uncertainty calibration in deep learning. In *International conference on machine learning*, pages 11117–11128. PMLR, 2020.