

# PCP-MAE: Learning to Predict Centers for Point Masked Autoencoders

Xiangdong Zhang<sup>1\*</sup>, Shaofeng Zhang<sup>1\*</sup>, Junchi Yan<sup>1†</sup>

<sup>1</sup>Department of Computer Science and Engineering &  
MoE Lab of AI, Shanghai Jiao Tong University, Shanghai, China  
{zhangxiangdong, sherrylone, yanjunchi}@sjtu.edu.cn

## Abstract

Masked autoencoder has been widely explored in point cloud self-supervised learning, whereby the point cloud is generally divided into visible and masked parts. These methods typically include an encoder accepting visible patches (normalized) and corresponding patch centers (position) as input, with the decoder accepting the output of the encoder and the centers (position) of the masked parts to reconstruct each point in the masked patches. Then, the pre-trained encoders are used for downstream tasks. In this paper, we show a motivating empirical result that when directly feeding the centers of masked patches to the decoder without information from the encoder, it still reconstructs well. In other words, the centers of patches are important and the reconstruction objective does not necessarily rely on representations of the encoder, thus preventing the encoder from learning semantic representations. Based on this key observation, we propose a simple yet effective method, *i.e.*, learning to **Predict Centers for Point Masked AutoEncoders (PCP-MAE)** which guides the model to learn to predict the significant centers and use the predicted centers to replace the directly provided centers. Specifically, we propose a Predicting Center Module (PCM) that shares parameters with the original encoder with extra cross-attention to predict centers. Our method is of high pre-training efficiency compared to other alternatives and achieves great improvement over Point-MAE, particularly outperforming it by **5.50%, 6.03%, and 5.17%** on three variants of ScanObjectNN. The code will be made publicly available.

## 1 Introduction

Point clouds are a widely used representation of 3-D objects, offering a rich expression of their geometric information. This versatility has led to their broad adoption across various application scenarios, including autonomous driving [24], robotics [6, 26], and the metaverse [28]. In the early developing stage of point cloud understanding, there are lots of related work proposed to enhance the ability of networks for understanding point cloud [9, 14, 21, 22, 35] where the networks typically need fully-supervised training from scratch. However, point cloud data are difficult to collect and annotate compared to the data in 2-D vision and NLP owing to the complexity of generalizing point clouds of objects and the toughness of discriminating them. It leads to a phenomenon called *data desert* [5] in 3-D which refrains the development of these fully-supervised methods. Recently, numerous self-supervised learning (SSL) methods [39, 20, 5, 23] were proposed for point cloud understanding to alleviate the negative effect brought by *data desert* because SSL methods can utilize unlabeled data effectively by performing designed pretext task (*e.g.*, reconstruction-based) for pre-training and the learned semantic representation benefits the performance of downstream tasks.

Masked autoencoders (MAEs) [12] represent a prominent and robust framework within self-supervised learning (SSL), which demonstrates remarkable scalability and superior performance. The

\*: Equal Contribution. † Corresponding author.

architecture of MAE is distinctly asymmetric, featuring an encoder and a decoder. The typical process involves dividing an image into patches, which are then selectively masked prior to encoding. The encoder only accepts visible patches as input along with their positional embedding, *i.e.* embedding of patch indices. The decoder receives both the latent representations of the visible patches and the tokens representing the masked patches, along with their corresponding positional embeddings. Following MAE in 2-D, Point-MAE [20] and its variants [40, 43, 10, 23] are proposed, which divide point cloud into patches where points in patches undergo normalization, achieved by subtracting the coordinates of corresponding centers and apply the mask-reconstruction paradigm in 3-D domain.

However, different from the indices of image patches (the positional embeddings in 2-D are fixed for all input images [12]), position embedding in point cloud is calculated using the coordinates of the centers belonging to patches, where the coordinates of the centers usually contain rich geometric and semantic information of point clouds. Thus we ask: **Should the centers (*i.e.*, positional embedding) for masked patches be directly given when performing masked reconstruction in the point clouds field just like the way in 2-D vision?**

We answer this question with an interesting phenomenon observed through experimental results Fig. 1: We first set the mask ratio to 100% in Point-MAE, *i.e.* the encoder is removed and we verify whether the point cloud can be reconstructed by only feeding the masked positional embeddings of the center points to the decoder. Intriguingly, the reconstruction results are pretty well, which are shown in Fig. 1. The phenomenon is irreproducible for 2-D MAE since when masking 100% patches and only providing the positional embedding of the masked patches (*i.e.*, 2-D indices of patches), 2-D MAE cannot identify what the images are (as all the images with the same resolution share the same positional embeddings).

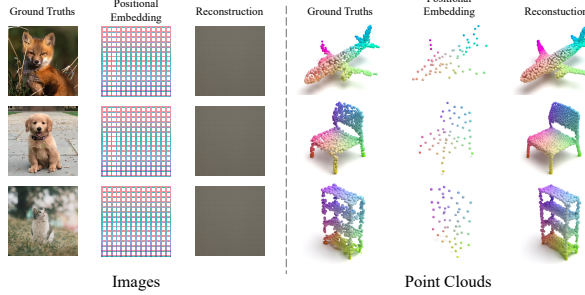


Figure 1: Illustrations of MAE reconstruction results for 2-D MAE and Point-MAE when masking ratio equals to 100%.

The gap between 2-D and point cloud data reveals that the coordinates of the centers (*i.e.* positional embeddings) are essential in the point cloud field, meaning that the decoder can even abandon the output of the encoder and still reconstruct well. Thus, the **reconstructing objective may make the encoder unable to learn semantic features**, and we argue that the answer to the previous question is: The centers for masked patches **can not** be directly provided and should be utilized in a smarter and more proper way. To this end, we propose a method, which learns to **Predict Centers for Point Masked AutoEncoders**, termed as **PCP-MAE**. While existing MAE-based methods [20, 5, 23, 40, 43] overlook the importance of centers during pre-training and directly leak the masked centers for the decoder, our PCP-MAE learns more semantic representation by performing point cloud reconstruction under the auxiliary of learning to predict centers, using predicted centers replace real masked centers.

The overview of the proposed PCP-MAE is illustrated in Fig. 2. Specifically, we propose a custom pre-training task that forces the encoder to not only learn representations for visible patches but also predict the centers of the masked ones. It is achieved by feeding both visible and masked patches to the encoder. Visible patches (with centers) perform self-attention in each block as in Point-MAE, while masked patches (without centers) leverage a cross-attention mechanism simultaneously to acquire center information from themselves and the visible ones. Additionally, a dedicated objective is introduced to minimize the difference between the predicted masked centers and the ground truth values (positional embeddings). Furthermore, the predicted positional embeddings of the masked centers are used to replace the real positional embeddings, which will be fed into the decoder. This allows the network to not only encode visible centers effectively but also learn the inter-relationships between visible and masked centers. Essentially, the encoder learns to infer the missing information, leading to a more robust representation and improved performance in downstream tasks achieved through fine-tuning. The main contributions include:

**1) Center-aware objective makes the pre-training trivial.** We identify the difference between 2-D (image) and 3-D (point cloud), *i.e.*, positional embedding (PE) in 2-D represents indices of patches, while PE in point cloud provides coordinates of patch centers, where the indices usually provide much less information than coordinates. As shown in Fig. 1, point clouds are well reconstructed by

Table 1: Comparisons between our PCP-MAE and existing Single/Cross-Modal MAE-based methods in terms of method features, pre-training efficiency, and performance on standard SSL benchmarks.

Methods	Masked Centers	Single/Cross-	Pre-trained Model	Pre-training efficiency			Performance	
	Leakage	Modal	Needed	# Params	GFLOPS	Time (h)	ScanObjectNN	ModelNet40
Point-MAE [20]	✓	Single	✗	29.0 (baseline)	2.0 (baseline)	8.7 (baseline)	85.18 (baseline)	93.2 (baseline)
Point-M2AE [42]	✓	Single	✗	15.3 (0.53×)	3.2 (1.6×)	19.1 (2.2×)	86.43 (↑1.25)	93.4 (↑0.2)
Point-FEMAE [40]	✓	Single	✗	41.5 (1.43×)	4.4 (2.2×)	32.2 (3.7×)	90.22 (↑5.04)	94.0 (↑0.8)
ACT [5]	✓	Cross	✓	135.5 (4.67×)	23.0 (13.5×)	34.8 (4.0×)	88.21 (↑3.03)	93.2 (↑0.0)
I2P-MAE [43]	✓	Cross	✓	74.9 (2.58×)	14.6 (7.3×)	42.6 (4.9×)	90.11 (↑4.93)	93.7 (↑0.5)
ReCon [23]	✓	Cross	✓	140.9 (4.85×)	18.2 (9.1×)	44.4 (5.1×)	90.63 (↑5.45)	94.1 (↑0.9)
PCP-MAE	✗	Single	✗	29.5 (1.02×)	2.9 (1.5×)	12.3 (1.4×)	90.35 (↑5.17)	94.0 (↑0.8)

the decoder under 100% masking ratio, indicating that the decoder does not necessarily rely on the representations learned by the encoder. This phenomenon does not hold for 2-D MAE, suggesting that existing MAE-based methods in point cloud adopt a trivial reconstruction pre-training task.

**2) A new center-unaware pretraining method.** We propose PCP-MAE, a framework that not only performs point cloud reconstruction but also avoids direct leakage of semantically rich centers by guiding the network to learn to predict them, which is much more challenging than previous reconstruction-only-based methods, and forcing the model to learn more semantic representations. Besides, the Predicting Center Module (PCM) is introduced to predict the positional embedding of the centers, which shares parameters with the encoder to prevent an increase in parameter count.

**3) Significant improvement over Point-MAE and high pre-training efficiency.** Compared to other MAE-based methods, our method only introduces a few parameters increase and affordable extra pre-training time cost, remaining highly efficient for pre-training as shown in Tab. 1. Notably, extensive experiments demonstrate the effectiveness and the efficiency of our PCP-MAE over other MAE-based methods by improving Point-MAE. Specifically, our method surpasses baseline Point-MAE by large margins of 5.50%, 6.03%, and 5.17% across three ScanObjectNN variants, respectively.

## 2 Related Work

**Self-supervised learning for Point Cloud.** Inspired by the recent successes of Self-Supervised Learning (SSL) in NLP and 2-D vision, an increasing amount of research has been conducted to explore the potential and strengths of SSL in the realm of 3-D vision [20, 39, 37, 1]. Existing 3-D SSL methods can be mainly divided into two categories: contrastive learning [37, 1, 13, 25, 15] and generative learning [39, 20, 42, 40, 43]. PointContrast [37] pioneers the contrastive learning in 3-D by borrowing the idea of contrastive learning in 2-D and performing point-level invariant mapping learning on two transformed views of the given point cloud. CrossPoint [1] advances this approach by engaging in intra-modal learning while also introducing an auxiliary cross-modal contrastive objective that facilitates the learning of transferable 3-D point cloud representations through 3D-2D correspondence. Generative learning in 3-D typically trains autoencoders to learn semantic latent representation during pre-training with a pre-designed task, *i.e.*, reconstructing the original input. Inspired by BERT, Point-BERT [39] firstly devises a Masked Point Modeling (MPM) task to pre-train point cloud Transformers auxiliary by a point cloud Tokenizer with a discrete Variational AutoEncoder (dVAE). Masked Autoencoders (MAE) [12], which mask random patches from the input image and reconstruct the missing patches at the pixel level, have demonstrated substantial potential and established a significant milestone in the field of SSL.

**MAE-based methods for point cloud.** Following the masked-reconstruction paradigm established by MAE in vision, Point-MAE [20] is proposed, which pioneers designing a neat and efficient architecture entirely built upon standard Transformer blocks for point cloud understanding. Motivated by the success of Point-MAE, numerous works based on it are proposed [42, 5, 23, 10, 43, 40], showing notable improvement compared to Point-MAE. On the basis of Point-MAE, Point-M2AE [42] tailors the encoder and decoder into pyramid architectures, which allows for progressive modeling of spatial geometries, facilitating the capture of both intricate details and overarching semantics of 3D shapes. ACT [5], as an MAE-based method, acquires knowledge from other modalities by adopting cross-modal auto-encoders as teachers. ReCon [23] harmoniously combines the generative framework (MAE-based) and contrastive framework to share the merits of them. Joint-MAE [10] enables better cross-modal interaction by constructing two hierarchical 2-D-3-D embedding modules. I2P-MAE [43] introduce a 2-D guided masking strategy and 2-D semantic reconstruction apart from point cloud reconstruction. Point-FEMAE [40] extends global random masking to two branches consisting of a global branch and a local branch to capture latent semantic features, with extra modules

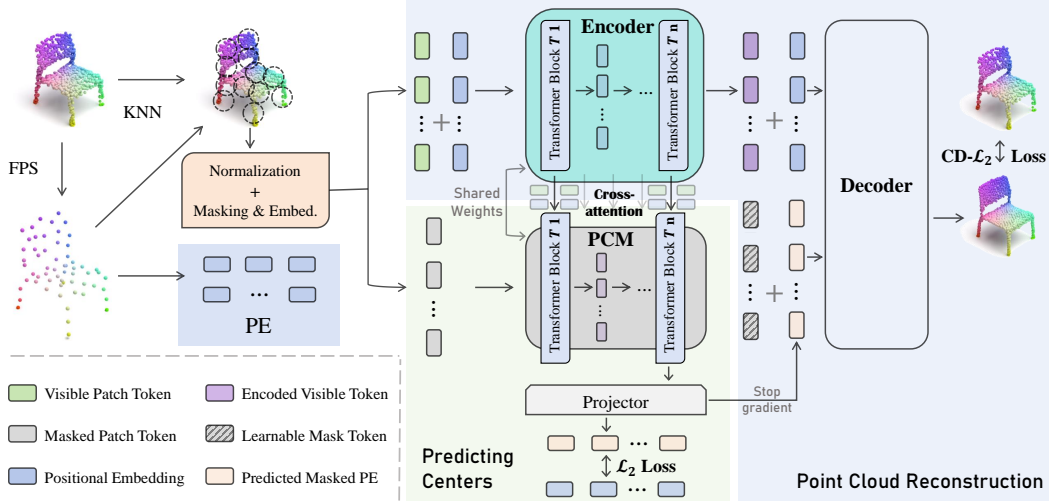


Figure 2: Overview of the proposed PCP-MAE. After patch division, the centers and normalized patches are divided into visible and masked parts, with center coordinates embedded into positional embedding (PE) and patches embedded into tokens (embeddings). The encoder accepts visible tokens and PE as input, performing self-attention. Simultaneously, the weight-shared PCM (Predicting Center Module) performs cross-attention (masked tokens as query and visible along with masked tokens as key and value) to acquire knowledge to predict the positional embeddings of the masked patches.  $CD-\mathcal{L}_2$  refers to the  $l_2$  Chamfer Distance loss function [7].

Local Enhancement Modules introduced. We find almost all existing MAE-based methods focus on structural improvement, employing the same reconstruction objective as Point-MAE. However, as shown in Fig. 1, we claim again that this reconstruction objective is not suitable to directly adopt from 2-D to point clouds.

### 3 PCP-MAE

#### 3.1 Patches generation and masking

**Patches generation.** Patch-based learning paradigm [39, 20, 23] has been proven to be more effective than directly consuming the whole point cloud [21, 22] empirically. We adopt the patch-based paradigm and divide the input point cloud into point patches via Farthest Point Sampling (FPS) and K-Nearest Neighborhood (KNN) algorithm following previous work [20]. Specifically, given a point cloud with  $p$  points  $\mathbf{X} \in \mathbb{R}^{p \times 3}$ , FPS is first applied to sample  $n$  centers  $\mathbf{C}$  from  $p$  points. Then, we adopt KNN to select  $k$  nearest points of corresponding centers to consist  $n$  point patches  $\mathbf{P}$ :

$$\mathbf{C} = \text{FPS}(\mathbf{X}), \mathbf{P} = \text{KNN}(\mathbf{X}, \mathbf{C}), \quad \mathbf{C} \in \mathbb{R}^{n \times 3}, \mathbf{P} \in \mathbb{R}^{n \times k \times 3} \quad (1)$$

Coordinates of points in the point patch are normalized with the corresponding center, thus enabling better separation between patches and centers.

**Masking.** With a pre-defined masking ratio  $m$ , we apply global random patch masking to point patches. The masked patches are denoted as  $\mathbf{P}_m \in \mathbb{R}^{\lfloor mn \rfloor \times k \times 3}$  and the visible patches are denoted as  $\mathbf{P}_v \in \mathbb{R}^{\lceil (1-m)n \rceil \times k \times 3}$ , where  $\lfloor \cdot \rfloor$  and  $\lceil \cdot \rceil$  represent the floor function and the ceiling function, respectively. For simplicity, we will omit these two symbols in the subsequent text. The corresponding centers are denoted as  $\mathbf{C}_m \in \mathbb{R}^{mn \times 3}$  and  $\mathbf{C}_v \in \mathbb{R}^{(1-m)n \times 3}$ .

**Embedding.**  $\mathbf{P}_v$  is embedded via a lightweight PointNet [21] to yield encoded tokens  $\mathbf{E}_v$  following Point-BERT [39] which can be expressed as follow, where  $D$  is the hidden dimension of the networks.

$$\mathbf{E}_v = \text{PointNet}(\mathbf{P}_v), \quad \mathbf{E}_v \in \mathbb{R}^{n \times D} \quad (2)$$

We calculate fixed positional embedding for each center using the popular form [12] as detailed in Eq. (3), which we call sin-cos positional embedding (sin-cos PE). For each triplet of coordinates

$(x, y, z)$  for the center:

$$\mathbf{PE}_x = \left[ \sin\left(\frac{x}{e^{2 \times \frac{1}{D/6}}}\right), \cos\left(\frac{x}{e^{2 \times \frac{1}{D/6}}}\right), \sin\left(\frac{x}{e^{2 \times \frac{2}{D/6}}}\right), \cos\left(\frac{x}{e^{2 \times \frac{2}{D/6}}}\right), \dots, \sin\left(\frac{x}{e^2}\right), \cos\left(\frac{x}{e^2}\right) \right] \quad (3)$$

where  $\mathbf{PE}_x \in \mathbb{R}^{1 \times D/3}$ . Then we concatenate  $\mathbf{PE}_x$ ,  $\mathbf{PE}_y$  and  $\mathbf{PE}_z$  to obtain  $\mathbf{PE} \in \mathbb{R}^{1 \times D}$ . Then feed the obtained sin-cos PE into a learnable MLP called PEM (Positional Embedding Module) to yield the final PE, which is different from the operation in Point-MAE [20]. On the one hand, the sin-cos PE enables more sparse positional information compared to 3-*dimension* coordinate and thus is more suitable as the predicting target of our proposed task just as illustrated in Sec. 4.3. On the other hand, applying the sin-cos positional embedding to both visible and masked patches can better align the usage of known visible PE with the predicted masked PE. The process can be expressed as:

$$\mathbf{PE}_v^{\sin-\cos} = \text{sin-cos PE}(\mathbf{C}_v), \quad \mathbf{PE}_v^{\sin-\cos} \in \mathbb{R}^{(1-m)n \times D} \quad (4)$$

$$\mathbf{PE}_m^{\sin-\cos} = \text{sin-cos PE}(\mathbf{C}_m), \quad \mathbf{PE}_m^{\sin-\cos} \in \mathbb{R}^{mn \times D} \quad (5)$$

$$\mathbf{PE}_v = \text{PEM}(\mathbf{PE}_v^{\sin-\cos}), \quad \mathbf{PE}_v \in \mathbb{R}^{(1-m)n \times D} \quad (6)$$

$$\mathbf{PE}_m = \text{PEM}(\mathbf{PE}_m^{\sin-\cos}), \quad \mathbf{PE}_m \in \mathbb{R}^{mn \times D} \quad (7)$$

### 3.2 Encoder

We employ an encoder that consists of standard Transformer blocks. Given the encoded visible tokens  $\mathbf{E}_v$ , masked tokens  $\mathbf{E}_m$  and visible positional embeddings  $\mathbf{PE}_v$ , the encoder performs self-attention to encode  $\mathbf{E}_v$  while performing cross-attention utilizing  $\mathbf{E}_m$  as input to acquire information of masked centers from itself and the visible representations. Note the self-attention and cross-attention share the parameters of Transformer blocks to avoid increasing parameters.

**Visible tokens encoding.** The latent representation of the visible parts can be obtained by inputting  $\mathbf{E}_v$ ,  $\mathbf{PE}_v$  to the encoder which utilizes self-attention mechanisms. The process can be formulated as:

$$\mathbf{T}_v = \text{Encoder}(\mathbf{E}_v, \mathbf{PE}_v) \quad (8)$$

Specifically, the self-attention in  $i$ -th Transformer block of the encoder can be expressed as:

$$\mathbf{T}_i = \text{Attn}(\mathbf{Q}_v, \mathbf{K}_v, \mathbf{V}_v) = \text{SoftMax}\left(\frac{\mathbf{Q}_v \mathbf{K}_v}{\sqrt{D}}\right) \mathbf{V}_v \quad (9)$$

where  $\mathbf{Q}_v = \mathbf{T}_{i-1} \mathbf{W}_Q$ ,  $\mathbf{K}_v = \mathbf{T}_{i-1} \mathbf{W}_K$  and  $\mathbf{V}_v = \mathbf{T}_{i-1} \mathbf{W}_V$  and the  $\mathbf{W}_Q$ ,  $\mathbf{W}_K$ ,  $\mathbf{W}_V$  are learnable parameters. Note  $\mathbf{T}_0 = \mathbf{E}_v + \mathbf{PE}_v$ .

**Modules for learning to predict centers i.e., PCM.** The PCM shares parameters with the encoder and accepts only masked patches  $\mathbf{E}_m$  as input. Apart from the shared parameters of Transformer blocks, additional MLP for projecting latent predicted PE to masked center embeddings  $\mathbf{PE}_m^{\text{pred}}$  is introduced into PCM. Based on the encoded masked patches, the PCM aims to recover the centers of masked patches by acquiring knowledge from both the masked and visible representations. This can be straightforwardly understood in a form where local patterns (without telling where they are) and visible global patterns are given, and the task is acquiring positions of local patterns from the visible patterns based on the known local patterns. The cross-attention mechanisms are performed:

$$\mathbf{PE}_m^{\text{pred}} = \text{PCM}(\mathbf{E}_m, \mathbf{E}_v, \mathbf{PE}_v) \quad (10)$$

Specifically, for the  $i$ -th Transformer block in PCM, the cross-attention can be formulated as:

$$\mathbf{PE}_m^i = \text{Attn}(\mathbf{Q}_m, \mathbf{K}_{v+m}, \mathbf{V}_{v+m}) = \text{SoftMax}\left(\frac{\mathbf{Q}_m \mathbf{K}_{v+m}}{\sqrt{D}}\right) \mathbf{V}_{v+m} \quad (11)$$

where  $\mathbf{Q}_m = \mathbf{PE}_m^{i-1} \mathbf{W}_Q$ ,  $\mathbf{K}_m = \mathbf{PE}_m^{i-1} \mathbf{W}_K$  and  $\mathbf{V}_m = \mathbf{PE}_m^{i-1} \mathbf{W}_V$  and the  $\mathbf{W}_Q$ ,  $\mathbf{W}_K$  are shared parameters. We concatenate  $\mathbf{Q}_v$  and  $\mathbf{Q}_m$  to obtain  $\mathbf{Q}_{v+m}$  and it's also the case for  $\mathbf{K}_{v+m}$  and  $\mathbf{V}_{v+m}$ . Note  $\mathbf{PE}_m^0$  is the input of PCM, i.e.,  $\mathbf{PE}_m^0 = \mathbf{E}_m$ .

### 3.3 Decoder

The decoder also consists of Transformer blocks and is used for point cloud masked reconstruction. The decoder in existing MAE-based methods such as Point-MAE [20], ReCon [23], Point-FEMAE [40] typically take  $\mathbf{T}_v$ ,  $\mathbf{PE}_v$ ,  $\mathbf{PE}_m$  as input along with learnable mask tokens  $[\mathbf{M}] \in \mathbb{R}^{mn \times D}$ . It can be expressed as  $H_m = \text{Decoder}([\mathbf{M}], \mathbf{PE}_m, \mathbf{T}_v, \mathbf{PE}_v)$  where the centers for the masked patches are directly provided. However, the centers are extremely important in point cloud as shown in Fig. 1. Therefore, instead of doing that, we use the  $\mathbf{PE}_m^{pred}$  to replace the  $\mathbf{PE}_m$  which means we use what the network learns but doesn't leak the ground truth of positional embeddings to the decoder. The process can be written as:

$$\mathbf{H}_m = \text{Decoder}([\mathbf{M}], \text{sg}(\mathbf{PE}_m^{pred}), \mathbf{T}_v, \mathbf{PE}_v) \quad (12)$$

where  $\text{sg}(\cdot)$  means the stop-gradient operation and  $\mathbf{H}_m \in \mathbb{R}^{mn \times D}$ . Stop-gradient is applied to prevent the decoder from finding reconstruction shortcuts by back-propagating through the  $\mathbf{PE}_m^{pred}$  that modifies the weights of PCM, as illustrated in the ablation study Sec. 4.3. Finally, following Point-MAE, we adopt a projection head consisting of one MLP layer to predict the coordinates of normalized masked points in the input point cloud:

$$\mathbf{P}_{pred} = \text{Reshape}(\text{Linear}(\mathbf{H}_m)), \quad \mathbf{P}_{pred} \in \mathbb{R}^{mn \times k \times 3} \quad (13)$$

### 3.4 Objective function

The objective function  $\mathcal{L}$  consists of two parts, *i.e.*, recovering the centers of masked patches and the points in every masked patch. The  $\mathcal{L}$  can be written as  $\mathcal{L} = \eta \mathcal{L}_{PC} + \mathcal{L}_{Recon}$ .  $\eta$  is a scaling factor.

**Learn to predict centers.** We compute the loss for predicting centers using the  $l_2$  loss function:

$$\mathcal{L}_{PC} = \frac{1}{mnD} \|\mathbf{PE}_m^{pred} - \mathbf{PE}_m\|_2^2 \quad (14)$$

The information of centers is removed when generating point cloud patches through normalization, thus posing no possibility for PCM to find shortcuts to recover the masked centers  $\mathbf{PE}_m$  based on  $\mathbf{E}_m$ ,  $\mathbf{E}_v$  and  $\mathbf{PE}_v$ . And recovering the  $\mathbf{PE}_m$  is non-trivial because it needs the PCM to encode masked patches well and demands the visible representation  $T_v$  possessing not only intra-information but also inter-information between itself and the unseen masked ones. In other words, minimizing the  $\mathcal{L}_{PC}$  enables the visible representation  $T_v$  to contain enough information to infer the distribution of masked centers which is infeasible in the original Point-MAE.

**Point cloud reconstruction.** The reconstruction loss  $\mathcal{L}_{Recon}$  is computed using the  $l_2$  Chamfer Distance loss function [7], written as:

$$\mathcal{L}_{Recon} = \frac{1}{|\mathbf{P}_{pred}|} \sum_{a \in \mathbf{P}_{pred}} \min_{b \in \mathbf{P}} \|a - b\|_2^2 + \frac{1}{|\mathbf{P}|} \sum_{b \in \mathbf{P}} \min_{a \in \mathbf{P}_{pred}} \|a - b\|_2^2 \quad (15)$$

## 4 Experiments

We conduct experiments including object classification, few-shot learning and segmentation to demonstrate the superior performance of our method over Point-MAE. With slightly longer pre-training time than Point-MAE, our PCP-MAE achieves much higher performance than it and even surpasses other more complex methods, achieving state-of-the-art in some tasks, *e.g.*, ScanObjectNN classification (OBJ-BG; OBJ-ONLY) and ModelNet40 few-shot (5-way, 10/20-shot; 10-way, 20-shot). Ablation studies are conducted to illustrate the properties of our proposed PCP-MAE.

### 4.1 Pre-training setups

**Model architecture.** The backbone of our pre-trained PCP-MAE consists of standard Transformer blocks where the encoder has 12 Transformer blocks and the decoder has 4, aligned with Point-MAE [20]. The hidden dimension of Transformer blocks is 384 and the number of heads is 6.

**Pre-training dataset.** PCP-MAE is pre-trained on ShapeNet [3] which consists of about 51,300 clean 3-D models, covering 55 common object categories.

**Experiment details.** For each input point cloud, we first apply scale and translate operations, followed by rotation for pre-training data augmentation. After sampling 1024 points via Farthest

Table 2: Classification accuracy (%) on ScanObjectNN and ModelNet40. The parameters of inference models #P (M) are reported. Three variants are evaluated on ScanObjectNN and the accuracies obtained on ModelNet40 are reported for both without and with voting.

Methods	References	#P	ScanObjectNN				ModelNet40		
			Input	OBJ_BG	OBJ_ONLY	PB_T50_RS	Input	w/o Vote	w/ Vote
Supervised Learning Only									
PointNet [21]	CVPR 2017	3.5	1k Points	73.3	79.2	68.0	1k Points	89.2	-
PointNet++ [22]	NerulPS 2017	1.5	1k Points	82.3	84.3	77.9	1k Points	90.7	-
DGCNN [33]	TOG 2019	1.8	1k Points	82.8	86.2	78.1	1k Points	92.9	-
SimpleView [8]	ICML 2021	-	6 Images	-	-	80.5±0.3	6 Images	93.9	-
MVTN [11]	ICCV 2021	11.2	20 Images	92.6	92.3	82.8	12 Images	93.8	-
PointMLP [19]	ICLR 2022	12.6	1k Points	-	-	85.4±0.3	1k Points	94.5	-
SFR [41]	ICASSP 2023	-	20 Images	-	-	87.8	20 Images	93.9	-
P2P-HorNet [32]	NerulPS 2022	195.8	40 Images	-	-	89.3	40 Images	94.0	-
with Single-Modal Self-Supervised Learning									
Point-BERT [39]	CVPR 2022	22.1	1k Points	87.43	88.12	83.07	1k Points	92.7	93.2
MaskPoint [16]	ECCV 2022	-	2k Points	89.30	88.10	84.30	1k Points	-	93.8
Point-MAE [20]	ECCV 2022	22.1	2k Points	90.02	88.29	85.18	1k Points	93.2	93.8
Point-M2AE [42]	NerulPS 2022	15.3	2k Points	91.22	88.81	86.43	1k Points	93.4	94.0
PointGPT [4]	NerulPS 2023	19.5	2k Points	91.60	90.00	86.90	1k Points	-	94.0
Point-FEMAE [40]	AAAI 2024	27.4	2k Points	95.18	93.29	90.22	1k Points	94.0	94.5
PCP-MAE	-	22.1	2k Points	95.52	94.32	90.35	1k Points	94.0	94.2
Improve (over Point-MAE)	-	-	-	+5.50	+6.03	+5.17	-	+0.8	+0.4
with Cross-Modal Self-Supervised Learning									
ACT [5]	ICLR 2023	22.1	2k Points	93.29	91.91	88.21	1k Points	93.2	93.7
Joint-MAE [10]	IJCAI 2023	-	2k Points	90.94	88.86	86.07	1k Points	-	94.0
I2P-MAE [43]	CVPR 2023	15.3	2k Points	94.14	91.57	90.11	1k Points	93.7	94.1
TAP [34]	ICCV 2023	22.1	2k Points	90.36	89.50	85.67	-	-	-
ReCon [23]	ICML 2023	43.6	2k Points	95.18	93.63	90.63	1k Points	94.1	94.5

Point Sampling (FPS) from the input point cloud, it is divided into 64 point patches, each containing 32 points, selected using FPS and K-Nearest Neighbors (KNN). The PCP-MAE is pre-trained for 300 epochs using an AdamW optimizer [18] with a batch size of 128. The initial learning rate is set at 0.0005, with a weight decay of 0.05. A cosine learning rate decay scheduler [17] is utilized.

## 4.2 Fine-tuning on downstream tasks

**3-D object classification on a real-world dataset.** We showcase the transferability of our models by evaluating them on a real-world 3D object dataset. Specifically, we transfer our pre-trained model to ScanObjectNN [29] for classification, a dataset renowned for its classification complexity, encompassing around 15,000 real-world objects spanning 15 diverse categories. Our experimental evaluations encompass three variants: OBJ-BG, OBJ-ONLY, and PB-T50-RS. Rotation is applied for data augmentation during training following [23, 40]. The Tab. 2 presents the results, showing the superior performance of our PCP-MAE, which obtains great performance not only over Point-MAE but also over other more complex MAE-based methods and achieves state-of-the-art on OBJ-BG and OBJ-ONLY. Specifically, PCP-MAE outperforms Point-MAE by **5.50%**, **6.03%**, **5.17%** on three variants and performs competitively or better than the leading cross-modal method ReCon [23].

**3-D object classification on a dataset with clean objects.** We assess the efficacy of our pre-trained model for object classification on the ModelNet40 dataset [36]. ModelNet40 comprises 12,311 meticulously crafted 3-D CAD models, representing 40 distinct object categories. Standard random scaling and random translation are applied for data augmentation during training. Notably, the input point clouds exclusively contain coordinate information, without supplementary normal information. The results are presented in Tab. 2 including results with and without voting. Improvements in PCP-MAE over Point-MAE can be observed, 0.8% and 0.4% for w/o and w/ voting respectively.

**Few-shot learning.** We conduct few-shot learning experiments on the ModelNet40 dataset, following established protocols [20, 27]. The experiments are structured as “w-way, s-shot” and consist of four components, where  $w \in \{5, 10\}$ , representing the number of randomly selected classes, and  $s \in \{10, 20\}$ , indicating the number of randomly selected samples for each  $w$ . Each component undergoes 10 independent trials. The reported results include the mean accuracy and standard deviation, as detailed in Tab. 3. Results show that with limited downstream finetuning data, our PCP-MAE exhibits outstanding generalization ability among existing single-modal and cross-modal methods, achieving SOTA in 5-way, 10-shot; 5-way, 20shot; 10-way, 20-shot experiments. Specifically, 1.1%, 1.3%, 0.9%, 0.9% performance gains over Point-MAE on four settings are obtained.



Table 3: Few-shot classification results on ModelNet40. We perform ten separate trials for each experimental setting and the mean accuracy (%) and standard deviation are reported.

Methods	5-way		10-way	
	10-shot	20-shot	10-shot	20-shot
<i>Supervised Learning Only</i>				
PointNet [21]	52.0 $\pm$ 3.8	57.8 $\pm$ 4.9	46.6 $\pm$ 4.3	35.2 $\pm$ 4.8
DGCNN [33]	31.6 $\pm$ 2.8	40.8 $\pm$ 4.6	19.9 $\pm$ 2.1	16.9 $\pm$ 1.5
OcCo [31]	90.6 $\pm$ 2.8	92.5 $\pm$ 1.9	82.9 $\pm$ 1.3	86.5 $\pm$ 2.2
<i>with Single-Modal Self-Supervised Representation Learning</i>				
Point-BERT [39]	94.6 $\pm$ 3.1	96.3 $\pm$ 2.7	91.0 $\pm$ 5.4	92.7 $\pm$ 5.1
MaskPoint [16]	95.0 $\pm$ 3.7	97.2 $\pm$ 1.7	91.4 $\pm$ 4.0	93.4 $\pm$ 3.5
Point-MAE [20]	96.3 $\pm$ 2.5	97.8 $\pm$ 1.8	92.6 $\pm$ 4.1	95.0 $\pm$ 3.0
Point-M2AE [42]	96.8 $\pm$ 1.8	98.3 $\pm$ 1.4	92.3 $\pm$ 4.5	95.0 $\pm$ 3.0
PointGPT [4]	96.8 $\pm$ 2.0	98.6 $\pm$ 1.1	92.6 $\pm$ 4.6	95.2 $\pm$ 3.4
Point-FEMAE [40]	97.2 $\pm$ 1.9	98.6 $\pm$ 1.3	<b>94.0<math>\pm</math>3.3</b>	95.8 $\pm$ 2.8
PCP-MAE	<b>97.4<math>\pm</math>2.3</b>	<b>99.1<math>\pm</math>0.8</b>	93.5 $\pm$ 3.7	<b>95.9<math>\pm</math>2.7</b>
Improve (over Point-MAE)	<b>+1.1</b>	<b>+1.3</b>	<b>+0.9</b>	<b>+0.9</b>
<i>with Cross-Modal Self-Supervised Representation Learning</i>				
ACT [5]	96.8 $\pm$ 2.3	98.0 $\pm$ 1.4	93.3 $\pm$ 4.0	95.6 $\pm$ 2.8
Joint-MAE [10]	96.7 $\pm$ 2.2	97.9 $\pm$ 1.9	92.6 $\pm$ 3.7	95.1 $\pm$ 2.6
I2P-MAE [43]	97.0 $\pm$ 1.8	98.3 $\pm$ 1.3	92.6 $\pm$ 5.0	95.5 $\pm$ 3.0
TAP [34]	97.3 $\pm$ 1.8	97.8 $\pm$ 1.9	93.1 $\pm$ 2.6	95.8 $\pm$ 1.0
ReCon [23]	97.3 $\pm$ 1.9	98.9 $\pm$ 1.2	93.3 $\pm$ 3.9	95.8 $\pm$ 3.0

**Object part segmentation.** We conduct part segmentation experiments on the ShapeNetPart [38] to validate the effectiveness of our PCP-MAE method. ShapeNetPart is used to evaluate the learning capacity of models toward knowledge of detailed shape semantics within 3D objects. It comprises 16,881 objects across 16 categories. In alignment with prior research [20], we sample 2048 points from each input point cloud and partition them into 128-point patches. As indicated in Tab. 4, our PCP-MAE yields comparable performance over peer methods and outperforms Point-MAE by a large margin. Particularly, PCP-MAE achieves 84.9% in Cls.mIoU and improves Point-MAE by 0.7%.

**3-D scene segmentation.** Scene segmentation is a challenging task, especially in large-scale 3-D scenes, as it demonstrates the ability of models to comprehend contextual semantics and intricate local geometric relationships. We conduct 3-D scene segmentation on the S3DIS dataset [2], which provides densely annotated semantic labels for point clouds. The results can be observed in Tab. 4. PCP-MAE shows better ability under scene segmentation scenarios and outperforms Point-MAE by 1.1% and 0.5% in mAcc and mIoU, respectively.

### 4.3 Ablation studies

We conducted several experiments to demonstrate the efficacy of PCP-MAE, with results on three variants of ScanObjectNN (%) reported, maintaining experimental settings consistent with Sec. 4.2. PCP-MAE is pre-trained on ShapeNet before fine-tuning on ScanObjectNN.

**Main components in the PCP-MAE.** Compared to Point-MAE which only performs point cloud reconstruction, our PCP-MAE also adopts reconstruction as a pre-training target and differs from Point-MAE mainly in two aspects: 1) Adding PCM which shares parameters with the encoder to guide the encoder to learning to predict centers for masked patches. 2) Instead of directly providing the ground truth  $\mathbf{PE}_m$ , we replace it with the predicted results  $\mathbf{PE}_m^{pred}$ . To validate the effectiveness of these two operations in PCP-MAE, we conduct experiments by varying the utilization of PCM and the predicted  $\mathbf{PE}_m^{pred}$  on the performance of our PCP-MAE. The Tab. 5 presents the results, showing that only adopting predicting centers as pertaining target outperforms the from-scratch baseline which means the task using PCM proposed by us is meaningful as an isolated pre-training task. Results also indicate that while guiding encoder learning to predict centers improves the performance (w/ PCM), replacing  $\mathbf{PE}_m$  with  $\mathbf{PE}_m^{pred}$  further enhances the performance.

**Predicting Targets.** The centers can be expressed in two forms: coordinates with a 3-dimensional representation (x, y, z) and positional embedding (PE) with a  $D$ -dimensional representation obtained by embedding the coordinates, where  $D$  refers to the dimensionality of the model. Therefore, there are at least two available targets for center prediction. We claim that the PE form is more suitable



Table 4: Segmentation Results on ShapeNetPart and S3DIS Area 5: Mean intersection over union for all classes Cls.mIoU (%) and all instances Inst.mIoU (%) for Part Segmentation; Mean accuracy mAcc (%) and IoU mIoU (%) for Semantic Segmentation.

Methods	Part Seg.		Semantic Seg.	
	Cls.mIoU	Inst.mIoU	mAcc	mIoU
PointNet [21]	80.4	83.7	49.0	41.1
PointNet++ [22]	81.9	85.1	67.1	53.5
DGCNN [33]	82.3	85.2	-	-
PointMLP [19]	84.6	86.1	-	-
<i>with Single-Modal Self-Supervised Representation Learning</i>				
Transformer [30]	83.4	84.7	68.6	60.0
CrossPoint [1]	-	85.5	-	-
Point-BERT [39]	84.1	85.6	-	-
MaskPoint [16]	84.4	86.0	-	-
Point-MAE [20]	84.2	86.1	69.9	60.8
PointGPT [4]	84.1	86.2	-	-
Point-FEMAE [40]	<b>84.9</b>	<b>86.3</b>	-	-
<b>PCP-MAE</b>	<b>84.9</b>	86.1	71.0	<b>61.3</b>
<i>Improve (over Point-MAE)</i>	<b>+0.7</b>	<b>+0.0</b>	<b>+1.1</b>	<b>+0.5</b>
<i>with Cross-Modal Self-Supervised Representation Learning</i>				
ACT [5]	84.7	86.1	<b>71.1</b>	61.2
ReCon [23]	84.8	86.4	-	-

Table 5: Effects of the main components in the proposed PCP-MAE include the pre-training targets (point cloud reconstruction, learning to predict centers with PCM) and the operation that replaces the  $\mathbf{PE}_m$  with predicted centers  $\mathbf{PE}_m^{pred}$ . The default setting is marked in blue.

reconstruction	w/ PCM	using $\mathbf{PE}_m^{pred}$	OBJ_BG	OBJ_ONLY	PB_T50_RS
<b>✗</b>	<b>✗</b>	<b>✗</b>	90.01 (scratch)	88.64 (scratch)	83.93 (scratch)
<b>✗</b>	✓	<b>✗</b>	92.42	92.42	88.13
<b>✗</b>	✓	✓	91.73	92.42	88.37
✓	<b>✗</b>	<b>✗</b>	92.94	92.42	88.65
✓	<b>✗</b>	✓	90.01	88.64	84.73
✓	✓	<b>✗</b>	94.32	93.11	89.38
✓	✓	✓	95.52	94.32	90.35

Table 6: Effects of predicting targets.

predicting targets	OBJ_BG	OBJ_ONLY	PB_T50_RS
coordinates	94.32	92.25	88.68
sin-cos PE	95.52	94.32	90.35

Table 7: Effects of stop-gradient operation.

stop-gradient	OBJ_BG	OBJ_ONLY	PB_T50_RS
<b>✗</b>	92.42	91.56	87.36
✓	95.52	94.32	90.35

in this situation because it provides sparser positional information compared to the 3-dimensional coordinates, and it represents a high-dimensional semantic space that is easier and clearer for the model to learn. The experiment results reported in Tab. 6 substantiate this claim.

**Stop-gradient operation.** To prevent the decoder from finding shortcuts during pre-training, we apply a stop-gradient operation  $\text{sg}(\cdot)$  to the predicted centers before feeding them into the decoder. This stops the back-propagation of gradients to the PCM, ensuring that any reduction in reconstruction loss does not falsely adjust the predicted centers  $\mathbf{PE}_m^{pred}$ , as the reconstruction loss only contains information for points in patches but no semantic information for the centers. Experimental results, shown in Tab. 7, indicate a significant performance drop when the stop-gradient operation is omitted.

## 5 Conclusion

In this paper, we first identify the disparities in positional embeddings between 2-D vision and 3-D point cloud, finding that direct leakage of masked centers makes the pre-training in Point-MAE and existing MAE-based methods trivial as shown in Fig. 1. To address this issue, we introduce PCP-MAE, which adds a novel objective to guide the encoder to predict positional embeddings for the masked centers, enabling the encoder to learn much more semantic representations. A Predicting

Center Module which uses cross-attention and shares parameters with the encoder is proposed to achieve this. Exhaustive experiments on SSL benchmarks showcase the superior performance of our method compared to Point-MAE, setting new SOTA results across various tasks.

## References

- [1] M. Afham, I. Dissanayake, D. Dissanayake, A. Dharmasiri, K. Thilakarathna, and R. Rodrigo. Crosspoint: Self-supervised cross-modal contrastive learning for 3d point cloud understanding. In *Proceedings of the IEEE/CVF Conference on Computer Vision and Pattern Recognition*, pages 9902–9912, 2022.
- [2] I. Armeni, O. Sener, A. R. Zamir, H. Jiang, I. Brilakis, M. Fischer, and S. Savarese. 3d semantic parsing of large-scale indoor spaces. In *Proceedings of the IEEE conference on computer vision and pattern recognition*, pages 1534–1543, 2016.
- [3] A. X. Chang, T. Funkhouser, L. Guibas, P. Hanrahan, Q. Huang, Z. Li, S. Savarese, M. Savva, S. Song, H. Su, et al. Shapenet: An information-rich 3d model repository. *arXiv preprint arXiv:1512.03012*, 2015.
- [4] G. Chen, M. Wang, Y. Yang, K. Yu, L. Yuan, and Y. Yue. Pointgpt: Auto-regressively generative pre-training from point clouds. *Advances in Neural Information Processing Systems*, 36, 2024.
- [5] R. Dong, Z. Qi, L. Zhang, J. Zhang, J. Sun, Z. Ge, L. Yi, and K. Ma. Autoencoders as cross-modal teachers: Can pretrained 2d image transformers help 3d representation learning? *arXiv preprint arXiv:2212.08320*, 2022.
- [6] I. Enebuse, M. Foo, B. S. K. K. Ibrahim, H. Ahmed, F. Supmak, and O. S. Eyobu. A comparative review of hand-eye calibration techniques for vision guided robots. *IEEE Access*, 9:113143–113155, 2021.
- [7] H. Fan, H. Su, and L. J. Guibas. A point set generation network for 3d object reconstruction from a single image. In *Proceedings of the IEEE conference on computer vision and pattern recognition*, pages 605–613, 2017.
- [8] A. Goyal, H. Law, B. Liu, A. Newell, and J. Deng. Revisiting point cloud shape classification with a simple and effective baseline. In *International Conference on Machine Learning*, pages 3809–3820. PMLR, 2021.
- [9] M.-H. Guo, J.-X. Cai, Z.-N. Liu, T.-J. Mu, R. R. Martin, and S.-M. Hu. Pct: Point cloud transformer. *Computational Visual Media*, 7:187–199, 2021.
- [10] Z. Guo, R. Zhang, L. Qiu, X. Li, and P.-A. Heng. Joint-mae: 2d-3d joint masked autoencoders for 3d point cloud pre-training. *arXiv preprint arXiv:2302.14007*, 2023.
- [11] A. Hamdi, S. Giancola, and B. Ghanem. Mvtn: Multi-view transformation network for 3d shape recognition. In *Proceedings of the IEEE/CVF International Conference on Computer Vision*, pages 1–11, 2021.
- [12] K. He, X. Chen, S. Xie, Y. Li, P. Dollár, and R. Girshick. Masked autoencoders are scalable vision learners. In *Proceedings of the IEEE/CVF conference on computer vision and pattern recognition*, pages 16000–16009, 2022.
- [13] S. Huang, Y. Xie, S.-C. Zhu, and Y. Zhu. Spatio-temporal self-supervised representation learning for 3d point clouds. In *Proceedings of the IEEE/CVF International Conference on Computer Vision*, pages 6535–6545, 2021.
- [14] Y. Li, R. Bu, M. Sun, W. Wu, X. Di, and B. Chen. Pointcnn: Convolution on x-transformed points. *Advances in neural information processing systems*, 31, 2018.
- [15] F. Liu, G. Lin, C.-S. Foo, C. K. Joshi, and J. Lin. Point discriminative learning for data-efficient 3d point cloud analysis. In *2022 International Conference on 3D Vision (3DV)*, pages 42–51. IEEE, 2022.
- [16] H. Liu, M. Cai, and Y. J. Lee. Masked discrimination for self-supervised learning on point clouds. In *European Conference on Computer Vision*, pages 657–675. Springer, 2022.
- [17] I. Loshchilov and F. Hutter. Sgdr: Stochastic gradient descent with warm restarts. *arXiv preprint arXiv:1608.03983*, 2016.

- [18] I. Loshchilov and F. Hutter. Decoupled weight decay regularization. *arXiv preprint arXiv:1711.05101*, 2017.
- [19] X. Ma, C. Qin, H. You, H. Ran, and Y. Fu. Rethinking network design and local geometry in point cloud: A simple residual mlp framework. *arXiv preprint arXiv:2202.07123*, 2022.
- [20] Y. Pang, W. Wang, F. E. Tay, W. Liu, Y. Tian, and L. Yuan. Masked autoencoders for point cloud self-supervised learning. In *European conference on computer vision*, pages 604–621. Springer, 2022.
- [21] C. R. Qi, H. Su, K. Mo, and L. J. Guibas. Pointnet: Deep learning on point sets for 3d classification and segmentation. In *Proceedings of the IEEE conference on computer vision and pattern recognition*, pages 652–660, 2017.
- [22] C. R. Qi, L. Yi, H. Su, and L. J. Guibas. Pointnet++: Deep hierarchical feature learning on point sets in a metric space. *Advances in neural information processing systems*, 30, 2017.
- [23] Z. Qi, R. Dong, G. Fan, Z. Ge, X. Zhang, K. Ma, and L. Yi. Contrast with reconstruct: Contrastive 3d representation learning guided by generative pretraining. *arXiv preprint arXiv:2302.02318*, 2023.
- [24] R. Qian, X. Lai, and X. Li. 3d object detection for autonomous driving: A survey. *Pattern Recognition*, 130:108796, 2022.
- [25] A. Sanghi. Info3d: Representation learning on 3d objects using mutual information maximization and contrastive learning. In *Computer Vision—ECCV 2020: 16th European Conference, Glasgow, UK, August 23–28, 2020, Proceedings, Part XXIX 16*, pages 626–642. Springer, 2020.
- [26] O. Y. Sergiyenko and V. V. Tyrsa. 3d optical machine vision sensors with intelligent data management for robotic swarm navigation improvement. *IEEE Sensors Journal*, 21(10):11262–11274, 2020.
- [27] C. Sharma and M. Kaul. Self-supervised few-shot learning on point clouds. *Advances in Neural Information Processing Systems*, 33:7212–7221, 2020.
- [28] Q. Sun, Y. Xu, Y. Sun, C. Yao, J. S. A. Lee, and K. Chen. Gn-cnn: a point cloud analysis method for metaverse applications. *Electronics*, 12(2):273, 2023.
- [29] M. A. Uy, Q.-H. Pham, B.-S. Hua, T. Nguyen, and S.-K. Yeung. Revisiting point cloud classification: A new benchmark dataset and classification model on real-world data. In *Proceedings of the IEEE/CVF international conference on computer vision*, pages 1588–1597, 2019.
- [30] A. Vaswani, N. Shazeer, N. Parmar, J. Uszkoreit, L. Jones, A. N. Gomez, Ł. Kaiser, and I. Polosukhin. Attention is all you need. *Advances in neural information processing systems*, 30, 2017.
- [31] H. Wang, Q. Liu, X. Yue, J. Lasenby, and M. J. Kusner. Unsupervised point cloud pre-training via occlusion completion. In *Proceedings of the IEEE/CVF international conference on computer vision*, pages 9782–9792, 2021.
- [32] L. Wang and K.-J. Yoon. Knowledge distillation and student-teacher learning for visual intelligence: A review and new outlooks. *IEEE transactions on pattern analysis and machine intelligence*, 44(6):3048–3068, 2021.
- [33] Y. Wang, Y. Sun, Z. Liu, S. E. Sarma, M. M. Bronstein, and J. M. Solomon. Dynamic graph cnn for learning on point clouds. *ACM Transactions on Graphics (tog)*, 38(5):1–12, 2019.
- [34] Z. Wang, X. Yu, Y. Rao, J. Zhou, and J. Lu. Take-a-photo: 3d-to-2d generative pre-training of point cloud models. In *Proceedings of the IEEE/CVF International Conference on Computer Vision*, pages 5640–5650, 2023.
- [35] X. Wu, L. Jiang, P.-S. Wang, Z. Liu, X. Liu, Y. Qiao, W. Ouyang, T. He, and H. Zhao. Point transformer v3: Simpler, faster, stronger. *arXiv preprint arXiv:2312.10035*, 2023.
- [36] Z. Wu, S. Song, A. Khosla, F. Yu, L. Zhang, X. Tang, and J. Xiao. 3d shapenets: A deep representation for volumetric shapes. In *Proceedings of the IEEE conference on computer vision and pattern recognition*, pages 1912–1920, 2015.
- [37] S. Xie, J. Gu, D. Guo, C. R. Qi, L. Guibas, and O. Litany. Pointcontrast: Unsupervised pre-training for 3d point cloud understanding. In *Computer Vision—ECCV 2020: 16th European*

- Conference, Glasgow, UK, August 23–28, 2020, Proceedings, Part III 16*, pages 574–591. Springer, 2020.
- [38] L. Yi, V. G. Kim, D. Ceylan, I.-C. Shen, M. Yan, H. Su, C. Lu, Q. Huang, A. Sheffer, and L. Guibas. A scalable active framework for region annotation in 3d shape collections. *ACM Transactions on Graphics (ToG)*, 35(6):1–12, 2016.
  - [39] X. Yu, L. Tang, Y. Rao, T. Huang, J. Zhou, and J. Lu. Point-bert: Pre-training 3d point cloud transformers with masked point modeling. In *Proceedings of the IEEE/CVF Conference on Computer Vision and Pattern Recognition*, pages 19313–19322, 2022.
  - [40] Y. Zha, H. Ji, J. Li, R. Li, T. Dai, B. Chen, Z. Wang, and S.-T. Xia. Towards compact 3d representations via point feature enhancement masked autoencoders. *arXiv preprint arXiv:2312.10726*, 2023.
  - [41] Y. Zha, R. Li, T. Dai, J. Xiong, X. Wang, and S.-T. Xia. Sfr: Semantic-aware feature rendering of point cloud. In *ICASSP 2023-2023 IEEE International Conference on Acoustics, Speech and Signal Processing (ICASSP)*, pages 1–5. IEEE, 2023.
  - [42] R. Zhang, Z. Guo, P. Gao, R. Fang, B. Zhao, D. Wang, Y. Qiao, and H. Li. Point-m2ae: multi-scale masked autoencoders for hierarchical point cloud pre-training. *Advances in neural information processing systems*, 35:27061–27074, 2022.
  - [43] R. Zhang, L. Wang, Y. Qiao, P. Gao, and H. Li. Learning 3d representations from 2d pre-trained models via image-to-point masked autoencoders. In *Proceedings of the IEEE/CVF Conference on Computer Vision and Pattern Recognition*, pages 21769–21780, 2023.

Table 8: Training details for pretraining and downstream fine-tuning.

Config	ShapeNet	ScanObjectNN	ModelNet	ShapeNetPart	S3DIS
optimizer	AdamW	AdamW	AdamW	AdamW	AdamW
learning rate	5e-4	2e-5	1e-5	2e-4	2e-4
weight decay	5e-2	5e-2	5e-2	5e-2	5e-2
learning rate scheduler	cosine	cosine	cosine	cosine	cosine
training epochs	300	300	300	300	60
warmup epochs	10	10	10	10	10
batch size	128	32	32	16	32
drop path rate	0.1	0.2	0.2	0.1	0.1
number of points	1024	2048	1024	2048	2048
number of point patches	64	128	64	128	128
point patch size	32	32	32	32	32
augmentation	Scale&Trans+Rotation	Rotation	Scale&Trans	-	-
GPU device	V100 / RTX 3090	V100 / RTX 3090	V100 / RTX 3090	RTX 3090	RTX 3090

Table 9: Different Loss functions. The accuracy (%) on three variants of ScanObjectNN is reported. The default setting is marked in blue .

Loss function	OBJ_BG	OBJ_ONLY	PB_T50_RS
$l_1$ Distance	94.49	93.28	89.76
Smooth $l_1$	95.18	92.94	89.48
Cosine Similarity	94.83	93.45	89.52
$l_2$ Distance	95.52	94.32	90.35

## Appendix

### A Additional experimental details

**Pre-training details.** We use ShapeNet [3] as the pretraining dataset. ShapeNet is a clean set of 3D CAD object models with rich annotations, including 51K unique 3D models from 55 common object categories. The overall pretraining includes 300 epochs, and we use a cosine learning rate [17] of 5e-4 warming up for 10 epochs. AdamW optimizer [18] is used, and the batch size is 128. We run all experiments with single GPU either using RTX 3090 (24GB) or V100 (32GB). More details are shown in Tab. 8.

**Model details.** The model is shown in the Fig. 2. The encoder comprises 12 Transformer blocks with 6 attention heads, while the decoder consists of 4 Transformer blocks with 6 attention heads each. The projector is composed of MLP layers, LayerNorm, ReLU, and another MLP layer, sequentially. The PCM (Predicting Center Module) also comprises 12 Transformer blocks and shares parameters with the encoder by leveraging the same layers within the Transformer block. They differ in their attention mechanisms, *i.e.*, employing self-attention in the encoder or cross-attention in the PCM and their attention objectives.

### B Additional Ablation study

**Masking ratio.** We conduct experiments using various masking ratios to determine the most suitable option for our PCP-MAE. The results are illustrated in Fig. 3, and we identify a masking ratio of  $m = 0.6$  as optimal.

**Loss function for predicting centers.** The pre-training objective guiding the encoder to predict centers entails a regression task. We explore various regression loss functions to select a suitable loss function for our PCP-MAE. The results are reported in Tab. 9. Notably, the  $L_2$  Distance loss emerges as the best choice. Consequently, we adopt the  $L_2$  Distance loss for center prediction.

**Different  $\eta$  in the objective function.** As discussed in Sec. 3.4, the objective function includes a scaling factor  $\eta$  to balance the point reconstruction loss  $\mathcal{L}_{Recon}$  and the center prediction loss  $\mathcal{L}_{PC}$ ,

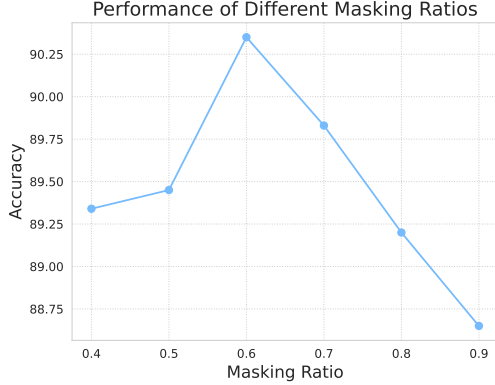


Figure 3: Performance of different masking ratios in our PCP-MAE. The accuracy (%) on PB\_T50\_RS variant of ScanObjectNN are reported. Masking ratio 0.6 performs the best.

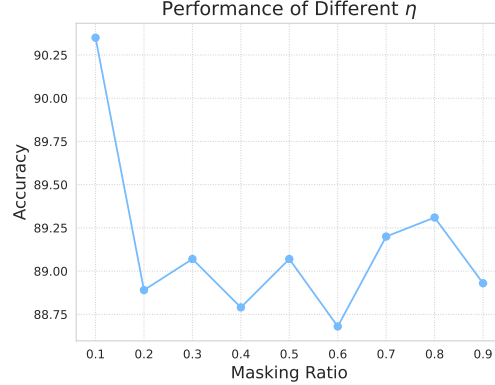


Figure 4: Performance of different  $\eta$  in objective function  $\mathcal{L} = \eta\mathcal{L}_{PC} + \mathcal{L}_{Recon}$ . The accuracy (%) on PB\_T50\_RS variant of ScanObjectNN are reported.  $\eta = 0.1$  performs the best.

Table 10: Number of transformer layers in the projector. The accuracy (%) on three variants of ScanObjectNN is reported. The default setting is marked in blue .

Depth	# P (M)	OBJ_BG	OBJ_ONLY	PB_T50_RS
0	29.05	95.52	94.32	90.35
1	31.27	94.14	92.94	88.93
2	33.05	94.49	93.45	90.04
3	34.81	93.28	92.25	89.27
4	36.59	94.49	93.80	89.55

formulated as  $\mathcal{L} = \eta\mathcal{L}_{PC} + \mathcal{L}_{Recon}$ . As depicted in Fig. 4, the optimal performance is achieved when  $\eta = 0.1$ . Therefore, we adopt this value as the scaling factor for the objective function.

**Projector for predicting centers.** After obtaining the output of the last transformer block in PCM, it is passed through a projector comprising MLP layers, ReLU, and LayerNorm to predict masked centers. In contrast, the output of the encoder is directed into a decoder, which consists of transformer blocks, for further reconstructing the point cloud. Thus, we conduct experiments to investigate whether additional transformer layers are necessary for PCM to enhance the decoding of the predicted representations. The results presented in Tab. 10 indicate that additional transformer layers do not improve performance, hence we continue to employ a simple projector for decoding the predicted representations obtained by the PCM.

**Shared parameters between the encoder and the PCM.** We conduct an ablation study to compare the effects of sharing parameters versus not sharing parameters between the encoder and the PCM. As shown in Tab. 11, sharing parameters not only significantly reduces the number of parameters but also enhances the performance of the model.

This improvement can be attributed to the following reasons: The encoder is responsible for encoding visible tokens to obtain semantic representations and is the only component used during fine-tuning. When the encoder and PCM share parameters, updates from the PCM are directly incorporated into the encoder. This allows the encoder (or PCM) to learn more semantic representations and more effectively understand the relationship between visible representations and masked patches. Although the loss for predicting centers back-propagates to the encoder due to the cross-attention between the PCM and encoder, its impact on the encoder is indirect when parameters are not shared. In this case, the parameters of the PCM are useless and wasted in downstream tasks because only the encoder is utilized during fine-tuning. In conclusion, sharing parameters makes the updates of the PCM directly influence the encoder, leading to more efficient and effective learning and enabling the encoder to learn more semantic representations.

Table 11: Ablation on shared parameters between the encoder and PCM. The accuracy (%) on three variants of ScanObjectNN is reported. The default setting is marked in blue .

Type	# P (M)	OBJ_BG	OBJ_ONLY	PB_T50_RS
shared	29.05	95.52	94.32	90.35
non-shared	50.77	94.66	92.77	89.27

Concerning the above advantages, we choose to share weights between the encoder and the PCM in our method.

## C Limitations and future Works

PCP-MAE is a simple and effective method that improves Point-MAE by additionally learning to predict the centers, which significantly boosts performance. However, there are some limitations in PCP-MAE, which may be two-fold. PCP-MAE is a single-modal self-supervised method. Nevertheless, the current dataset of 3-D point clouds is constrained in size due to the challenges associated with collecting point cloud data, which in turn limits the wider applicability of our approach. Additionally, while PCP-MAE capitalizes on generative learning, it does not leverage the benefits of contrastive learning and some other works such [23] show great performance by harmoniously combining generative learning and contrastive learning.

To address these issues, future works could focus on developing a multi-modal PCP-MAE or a hybrid model that effectively combines the strengths of both generative and contrastive learning.

## D Broader impacts

Our PCP-MAE demonstrates a marked improvement over the existing Point-MAE and establishes new state-of-the-art (SOTA) benchmarks across a variety of tasks in point cloud understanding. This enhancement is pivotal in advancing technologies reliant on precise spatial recognition, such as autonomous driving, which demands accurate environmental perception for safety and efficiency. Moreover, the versatility of the PCP-MAE extends its utility to other critical applications, including urban planning, where detailed and scalable 3D city modeling is essential, and in augmented reality, enhancing interactive experiences by integrating more accurate virtual information with the real world. While our PCP-MAE marks an advancement in point cloud understanding with broad applications ranging from autonomous driving to urban planning, it is also susceptible to potential negative societal impacts. The primary concerns stem from its potential use in surveillance systems, where enhanced spatial recognition capabilities could lead to privacy infringements.



## NeurIPS Paper Checklist

### 1. Claims

Question: Do the main claims made in the abstract and introduction accurately reflect the paper's contributions and scope?

Answer: [Yes]

Justification: Lines 12-20 in the Abstract and lines 35-44, 67-76, 90-108 in the Introduction accurately reflect the paper's contribution and scope.

Guidelines:

- The answer NA means that the abstract and introduction do not include the claims made in the paper.
- The abstract and/or introduction should clearly state the claims made, including the contributions made in the paper and important assumptions and limitations. A No or NA answer to this question will not be perceived well by the reviewers.
- The claims made should match theoretical and experimental results, and reflect how much the results can be expected to generalize to other settings.
- It is fine to include aspirational goals as motivation as long as it is clear that these goals are not attained by the paper.

### 2. Limitations

Question: Does the paper discuss the limitations of the work performed by the authors?

Answer: [Yes]

Justification: The discussion on the limitations of our work is stated in Appendix C.

Guidelines:

- The answer NA means that the paper has no limitation while the answer No means that the paper has limitations, but those are not discussed in the paper.
- The authors are encouraged to create a separate "Limitations" section in their paper.
- The paper should point out any strong assumptions and how robust the results are to violations of these assumptions (e.g., independence assumptions, noiseless settings, model well-specification, asymptotic approximations only holding locally). The authors should reflect on how these assumptions might be violated in practice and what the implications would be.
- The authors should reflect on the scope of the claims made, e.g., if the approach was only tested on a few datasets or with a few runs. In general, empirical results often depend on implicit assumptions, which should be articulated.
- The authors should reflect on the factors that influence the performance of the approach. For example, a facial recognition algorithm may perform poorly when image resolution is low or images are taken in low lighting. Or a speech-to-text system might not be used reliably to provide closed captions for online lectures because it fails to handle technical jargon.
- The authors should discuss the computational efficiency of the proposed algorithms and how they scale with dataset size.
- If applicable, the authors should discuss possible limitations of their approach to address problems of privacy and fairness.
- While the authors might fear that complete honesty about limitations might be used by reviewers as grounds for rejection, a worse outcome might be that reviewers discover limitations that aren't acknowledged in the paper. The authors should use their best judgment and recognize that individual actions in favor of transparency play an important role in developing norms that preserve the integrity of the community. Reviewers will be specifically instructed to not penalize honesty concerning limitations.

### 3. Theory Assumptions and Proofs

Question: For each theoretical result, does the paper provide the full set of assumptions and a complete (and correct) proof?

Answer: [NA]

Justification: Our work is motivated by an interesting experiment phenomenon and proposes methods based on this observation, which improves the baseline by a large margin. There are no assumptions and any following proofs.

Guidelines:

- The answer NA means that the paper does not include theoretical results.
- All the theorems, formulas, and proofs in the paper should be numbered and cross-referenced.
- All assumptions should be clearly stated or referenced in the statement of any theorems.
- The proofs can either appear in the main paper or the supplemental material, but if they appear in the supplemental material, the authors are encouraged to provide a short proof sketch to provide intuition.
- Inversely, any informal proof provided in the core of the paper should be complemented by formal proofs provided in appendix or supplemental material.
- Theorems and Lemmas that the proof relies upon should be properly referenced.

#### 4. Experimental Result Reproducibility

Question: Does the paper fully disclose all the information needed to reproduce the main experimental results of the paper to the extent that it affects the main claims and/or conclusions of the paper (regardless of whether the code and data are provided or not)?

Answer: [\[Yes\]](#)

Justification: Comprehensive experimental details necessary for reproducibility, including datasets, model configurations, used optimizers, and learning rates, are thoroughly detailed in Sections Sec. 4.1, Sec. 4.2, and Appendix A. These details collectively ensure that the main experimental results supporting the paper’s claims and conclusions can be independently reproduced.

Guidelines:

- The answer NA means that the paper does not include experiments.
- If the paper includes experiments, a No answer to this question will not be perceived well by the reviewers: Making the paper reproducible is important, regardless of whether the code and data are provided or not.
- If the contribution is a dataset and/or model, the authors should describe the steps taken to make their results reproducible or verifiable.
- Depending on the contribution, reproducibility can be accomplished in various ways. For example, if the contribution is a novel architecture, describing the architecture fully might suffice, or if the contribution is a specific model and empirical evaluation, it may be necessary to either make it possible for others to replicate the model with the same dataset, or provide access to the model. In general, releasing code and data is often one good way to accomplish this, but reproducibility can also be provided via detailed instructions for how to replicate the results, access to a hosted model (e.g., in the case of a large language model), releasing of a model checkpoint, or other means that are appropriate to the research performed.
- While NeurIPS does not require releasing code, the conference does require all submissions to provide some reasonable avenue for reproducibility, which may depend on the nature of the contribution. For example
  - (a) If the contribution is primarily a new algorithm, the paper should make it clear how to reproduce that algorithm.
  - (b) If the contribution is primarily a new model architecture, the paper should describe the architecture clearly and fully.
  - (c) If the contribution is a new model (e.g., a large language model), then there should either be a way to access this model for reproducing the results or a way to reproduce the model (e.g., with an open-source dataset or instructions for how to construct the dataset).
  - (d) We recognize that reproducibility may be tricky in some cases, in which case authors are welcome to describe the particular way they provide for reproducibility. In the case of closed-source models, it may be that access to the model is limited in

some way (e.g., to registered users), but it should be possible for other researchers to have some path to reproducing or verifying the results.

## 5. Open access to data and code

Question: Does the paper provide open access to the data and code, with sufficient instructions to faithfully reproduce the main experimental results, as described in supplemental material?

Answer: [No]

Justification: We have included all experimental details as detailed in justification of checklist question 4. While the code won't be submitted with the main paper, we solemnly promise that we will release the code upon acceptance of our work, along with clear instructions for dataset preparation and reproducing all main experimental results faithfully.

Guidelines:

- The answer NA means that paper does not include experiments requiring code.
- Please see the NeurIPS code and data submission guidelines (<https://nips.cc/public/guides/CodeSubmissionPolicy>) for more details.
- While we encourage the release of code and data, we understand that this might not be possible, so “No” is an acceptable answer. Papers cannot be rejected simply for not including code, unless this is central to the contribution (e.g., for a new open-source benchmark).
- The instructions should contain the exact command and environment needed to run to reproduce the results. See the NeurIPS code and data submission guidelines (<https://nips.cc/public/guides/CodeSubmissionPolicy>) for more details.
- The authors should provide instructions on data access and preparation, including how to access the raw data, preprocessed data, intermediate data, and generated data, etc.
- The authors should provide scripts to reproduce all experimental results for the new proposed method and baselines. If only a subset of experiments are reproducible, they should state which ones are omitted from the script and why.
- At submission time, to preserve anonymity, the authors should release anonymized versions (if applicable).
- Providing as much information as possible in supplemental material (appended to the paper) is recommended, but including URLs to data and code is permitted.

## 6. Experimental Setting/Details

Question: Does the paper specify all the training and test details (e.g., data splits, hyperparameters, how they were chosen, type of optimizer, etc.) necessary to understand the results?

Answer: [Yes]

Justification: We provide comprehensive experimental details, including hyperparameters (such as learning rate, max epochs, batch size, etc.), and the type of optimizer, meticulously outlined in Sections Sec. 4.1, Sec. 4.2, and Appendix A. Additionally, we conduct ablation studies to select experiment settings, with key ablations elaborated upon in Sections Sec. 4.3 and Appendix B.

Guidelines:

- The answer NA means that the paper does not include experiments.
- The experimental setting should be presented in the core of the paper to a level of detail that is necessary to appreciate the results and make sense of them.
- The full details can be provided either with the code, in appendix, or as supplemental material.

## 7. Experiment Statistical Significance

Question: Does the paper report error bars suitably and correctly defined or other appropriate information about the statistical significance of the experiments?

Answer: [Yes]

Justification: We report the mean accuracy and standard deviation in Tab. 3.

Guidelines:

- The answer NA means that the paper does not include experiments.
- The authors should answer "Yes" if the results are accompanied by error bars, confidence intervals, or statistical significance tests, at least for the experiments that support the main claims of the paper.
- The factors of variability that the error bars are capturing should be clearly stated (for example, train/test split, initialization, random drawing of some parameter, or overall run with given experimental conditions).
- The method for calculating the error bars should be explained (closed form formula, call to a library function, bootstrap, etc.)
- The assumptions made should be given (e.g., Normally distributed errors).
- It should be clear whether the error bar is the standard deviation or the standard error of the mean.
- It is OK to report 1-sigma error bars, but one should state it. The authors should preferably report a 2-sigma error bar than state that they have a 96% CI, if the hypothesis of Normality of errors is not verified.
- For asymmetric distributions, the authors should be careful not to show in tables or figures symmetric error bars that would yield results that are out of range (e.g. negative error rates).
- If error bars are reported in tables or plots, The authors should explain in the text how they were calculated and reference the corresponding figures or tables in the text.

## 8. Experiments Compute Resources

Question: For each experiment, does the paper provide sufficient information on the computer resources (type of compute workers, memory, time of execution) needed to reproduce the experiments?

Answer: [Yes]

Justification: We primarily executed all experiments relying on GPU resources, with details of the specific GPUs used provided in Appendix A, and corresponding execution times reported in Tab. 1.

Guidelines:

- The answer NA means that the paper does not include experiments.
- The paper should indicate the type of compute workers CPU or GPU, internal cluster, or cloud provider, including relevant memory and storage.
- The paper should provide the amount of compute required for each of the individual experimental runs as well as estimate the total compute.
- The paper should disclose whether the full research project required more compute than the experiments reported in the paper (e.g., preliminary or failed experiments that didn't make it into the paper).

## 9. Code Of Ethics

Question: Does the research conducted in the paper conform, in every respect, with the NeurIPS Code of Ethics <https://neurips.cc/public/EthicsGuidelines?>

Answer: [Yes]

Justification: We have carefully reviewed the NeurIPS Code of Ethics, and we affirm that the research conducted in our paper adheres to the NeurIPS Code of Ethics in every respect.

Guidelines:

- The answer NA means that the authors have not reviewed the NeurIPS Code of Ethics.
- If the authors answer No, they should explain the special circumstances that require a deviation from the Code of Ethics.
- The authors should make sure to preserve anonymity (e.g., if there is a special consideration due to laws or regulations in their jurisdiction).

## 10. Broader Impacts

Question: Does the paper discuss both potential positive societal impacts and negative societal impacts of the work performed?

Answer: [Yes]

Justification: See Appendix D for the broader impacts of our work.

Guidelines:

- The answer NA means that there is no societal impact of the work performed.
- If the authors answer NA or No, they should explain why their work has no societal impact or why the paper does not address societal impact.
- Examples of negative societal impacts include potential malicious or unintended uses (e.g., disinformation, generating fake profiles, surveillance), fairness considerations (e.g., deployment of technologies that could make decisions that unfairly impact specific groups), privacy considerations, and security considerations.
- The conference expects that many papers will be foundational research and not tied to particular applications, let alone deployments. However, if there is a direct path to any negative applications, the authors should point it out. For example, it is legitimate to point out that an improvement in the quality of generative models could be used to generate deepfakes for disinformation. On the other hand, it is not needed to point out that a generic algorithm for optimizing neural networks could enable people to train models that generate Deepfakes faster.
- The authors should consider possible harms that could arise when the technology is being used as intended and functioning correctly, harms that could arise when the technology is being used as intended but gives incorrect results, and harms following from (intentional or unintentional) misuse of the technology.
- If there are negative societal impacts, the authors could also discuss possible mitigation strategies (e.g., gated release of models, providing defenses in addition to attacks, mechanisms for monitoring misuse, mechanisms to monitor how a system learns from feedback over time, improving the efficiency and accessibility of ML).

#### 11. Safeguards

Question: Does the paper describe safeguards that have been put in place for responsible release of data or models that have a high risk for misuse (e.g., pretrained language models, image generators, or scraped datasets)?

Answer: [NA]

Justification: To our knowledge, the model proposed in our paper does not pose a risk for misuse.

Guidelines:

- The answer NA means that the paper poses no such risks.
- Released models that have a high risk for misuse or dual-use should be released with necessary safeguards to allow for controlled use of the model, for example by requiring that users adhere to usage guidelines or restrictions to access the model or implementing safety filters.
- Datasets that have been scraped from the Internet could pose safety risks. The authors should describe how they avoided releasing unsafe images.
- We recognize that providing effective safeguards is challenging, and many papers do not require this, but we encourage authors to take this into account and make a best faith effort.

#### 12. Licenses for existing assets

Question: Are the creators or original owners of assets (e.g., code, data, models), used in the paper, properly credited and are the license and terms of use explicitly mentioned and properly respected?

Answer: [Yes]

Justification: We properly cite the creators of models and datasets mentioned in our paper.

Guidelines:

- The answer NA means that the paper does not use existing assets.
- The authors should cite the original paper that produced the code package or dataset.
- The authors should state which version of the asset is used and, if possible, include a URL.
- The name of the license (e.g., CC-BY 4.0) should be included for each asset.
- For scraped data from a particular source (e.g., website), the copyright and terms of service of that source should be provided.
- If assets are released, the license, copyright information, and terms of use in the package should be provided. For popular datasets, [paperswithcode.com/datasets](https://paperswithcode.com/datasets) has curated licenses for some datasets. Their licensing guide can help determine the license of a dataset.
- For existing datasets that are re-packaged, both the original license and the license of the derived asset (if it has changed) should be provided.
- If this information is not available online, the authors are encouraged to reach out to the asset's creators.

### 13. New Assets

Question: Are new assets introduced in the paper well documented and is the documentation provided alongside the assets?

Answer: [NA]

Justification: We do not release new assets.

Guidelines:

- The answer NA means that the paper does not release new assets.
- Researchers should communicate the details of the dataset/code/model as part of their submissions via structured templates. This includes details about training, license, limitations, etc.
- The paper should discuss whether and how consent was obtained from people whose asset is used.
- At submission time, remember to anonymize your assets (if applicable). You can either create an anonymized URL or include an anonymized zip file.

### 14. Crowdsourcing and Research with Human Subjects

Question: For crowdsourcing experiments and research with human subjects, does the paper include the full text of instructions given to participants and screenshots, if applicable, as well as details about compensation (if any)?

Answer: [NA]

Justification: Our experiments focus on point cloud data and do not include crowdsourcing or involve research with human subjects.

Guidelines:

- The answer NA means that the paper does not involve crowdsourcing nor research with human subjects.
- Including this information in the supplemental material is fine, but if the main contribution of the paper involves human subjects, then as much detail as possible should be included in the main paper.
- According to the NeurIPS Code of Ethics, workers involved in data collection, curation, or other labor should be paid at least the minimum wage in the country of the data collector.

### 15. Institutional Review Board (IRB) Approvals or Equivalent for Research with Human Subjects

Question: Does the paper describe potential risks incurred by study participants, whether such risks were disclosed to the subjects, and whether Institutional Review Board (IRB) approvals (or an equivalent approval/review based on the requirements of your country or institution) were obtained?

Answer: [NA]

Justification: The research presented in the paper does not involve human subjects or crowdsourcing experiments.

Guidelines:

- The answer NA means that the paper does not involve crowdsourcing nor research with human subjects.
- Depending on the country in which research is conducted, IRB approval (or equivalent) may be required for any human subjects research. If you obtained IRB approval, you should clearly state this in the paper.
- We recognize that the procedures for this may vary significantly between institutions and locations, and we expect authors to adhere to the NeurIPS Code of Ethics and the guidelines for their institution.
- For initial submissions, do not include any information that would break anonymity (if applicable), such as the institution conducting the review.