

# The Fellowship of the LLMs: Multi-Agent Workflows for Synthetic Preference Optimization Dataset Generation

Samee Arif<sup>1</sup>, Sualeha Farid<sup>2</sup>, Abdul Hameed Azeemi<sup>1</sup>, Awais Athar<sup>3</sup>, Agha Ali Raza<sup>1</sup>

<sup>1</sup>Lahore University of Management Sciences

<sup>2</sup>University of Michigan

<sup>3</sup>EMBL European Bioinformatics Institutes

{samee.arif, abdul.azeemi, agha.ali.raza}@lums.edu.pk, sualeha@umich.edu, awais@ebi.ac.uk

## Abstract

This paper presents synthetic Preference Optimization (PO) datasets generated using multi-agent workflows and evaluates the effectiveness and potential of these workflows in the dataset generation process. PO dataset generation requires two modules: (1) *response evaluation*, and (2) *response generation*. In the *response evaluation* module, the responses from Large Language Models (LLMs) are evaluated and ranked - a task typically carried out by human annotators that we automate using LLMs. We assess the response evaluation module in a 2 step process. In step 1, we assess LLMs as evaluators using three distinct prompting strategies. In step 2, we apply the winning prompting strategy to compare the performance of LLM-as-a-Judge, LLMs-as-a-Jury, and LLM Debate. In each step, we use inter-rater agreement using Cohen’s Kappa between human annotators and LLMs. For the *response generation* module, we compare different configurations for the LLM Feedback Loop using the identified LLM evaluator configuration. We use the win rate (the fraction of times a generation framework is selected as the best by an LLM evaluator) to determine the best multi-agent configuration for generation. After identifying the best configurations for both modules, we use models from the GPT, Gemma, and Llama families to generate our PO datasets using the above pipeline. We generate two types of PO datasets, one to improve the generation capabilities of individual LLM and the other to improve the multi-agent workflow. Our evaluation shows that GPT-4o-as-a-Judge is more consistent across datasets when the candidate responses do not include responses from the GPT family. Additionally, we find that the LLM Feedback Loop, with Llama as the generator and Gemma as the reviewer, achieves a notable 71.8% and 73.8% win rate over single-agent Llama and Gemma, respectively.

## 1 Introduction

Large Language Models (LLMs) demonstrate a range of Natural Language Processing (NLP) capabilities, including text generation, question answering, and language understanding. However, LLMs can sometimes deviate from user instructions and exhibit unintended behaviors (Tamkin et al. 2021). To mitigate this problem and align the LLM outputs more closely with human preferences, techniques like Reinforcement Learning from Human Feedback (RLHF) are used, which involves fine-tuning LLMs using the reward signal from human preferences (Christiano et al. 2017). Improved methods like Direct Preference Optimization (DPO)

(Rafailov et al. 2024) eliminate the need for fitting the reward model and are more stable and performant. In DPO, the preference optimization dataset requires a pair of accepted and rejected responses for each prompt. The accepted response is one that better aligns with the desired human preferences. Other techniques like Kahneman-Tversky Optimization (KTO) (Ethayarajh et al. 2024) require each response to indicate whether it is good or bad (i.e., as a binary classification task) instead of pairwise preferences.

In the process of constructing the dataset of human preferences, the evaluation and ranking of the outputs generated by LLMs are typically done by human annotators, who assess these outputs based on various criteria such as instruction following, helpfulness, relevance, accuracy, depth, and creativity. The PO dataset generation process is divided into two modules: response evaluation and response generation. The response evaluation module involves assessing and ranking responses generated by LLMs, while the response generation module focuses on creating responses that align with the identified preferences. This manual process, while effective, is labor-intensive, time-consuming, inconsistent, and subject to human biases. In this work, we thus ask the question, “*Can we use LLM agents to automate and improve response evaluation and generation for constructing preference optimization (PO) datasets?*”.

For the response evaluation step, we leverage LLMs as evaluators and compare several configurations including LLM-as-a-Judge, LLMs-as-a-Jury, and LLM Debate to pick the best evaluation strategy. Previously, single agents have been used to generate the responses for PO datasets. However, we use a multi-agent framework for response generation, which allows us to generate more refined and higher-quality responses. The multi-agent approach uses the collaboration between multiple LLMs, where one agent can provide suggestions for improvements, and the other can revise the response based on the feedback. This iterative process leads to a thorough refinement of the generated content, ensuring that the final output better aligns with human preferences and expectations.

In this paper, we present multiple DPO and KTO datasets. Our focus is on generating two separate categories of datasets: one aimed at improving the performance of individual LLMs and the other to enhance the effectiveness of multi-agent workflows. The primary aim of the first dataset

is to enhance the performance and capabilities of individual LLMs by providing high-quality PO training data that better aligns with human judgment and expectations. The goal of the second category of the dataset is to improve the multi-agent frameworks of LLM Feedback Loop generation approach, enabling better feedback provision, response refinement, and decision-making. Our contributions can be summarized as follows:

1. We generate synthetic PO datasets for single-agent improvement by combining the best configuration for the evaluation and generation module. We also generate PO datasets for multi-agent improvement.
2. We present a comprehensive evaluation of using LLMs as evaluators on the task of selecting the better response among the candidate responses. We specifically compare the performance of three distinct approaches: LLM-as-a-Judge, LLMs-as-a-Jury, and LLM Debate.
3. We present an evaluation of the LLM Feedback Loop workflow for the response generation module, specifically testing different configurations using Llama-3.1-8 and Gemma-2-9b models.

## 2 Related Work

### 2.1 Preference Optimization

Preference Optimization has emerged as a pivotal technique for aligning model outputs with human preferences. Rafailov et al. 2024 introduce DPO, a method that simplifies solving the standard RLHF (Reinforcement Learning from Human Feedback) problem by converting it into a classification task, enabling the extraction of the optimal policy in a straightforward way. Hong, Lee, and Thorne 2024 introduce ORPO algorithm that combines the traditional supervised fine-tuning and preference alignment stages into a single process. The dataset for DPO and ORPO require annotated preference pairs, where each pair consists of two model outputs labeled according to which one better aligns with human preferences. Ethayarajh et al. 2024 introduce KTO, a cost-effective approach to align Large Language Models (LLMs) with human feedback, improving performance without the need for preference pairs. Argilla Distilabel (Álvaro Bartolomé Del Canto et al. 2024) uses LLM to judge between the responses of two models to create synthetic PO datasets. The datasets are available on Hugging Face<sup>1</sup>. To our knowledge, no one has yet explored the use of Multi-Agent workflows for the generation of PO datasets. However, multi-agent frameworks have been utilized for other tasks which we discuss below.

### 2.2 Agent Frameworks

Recently, there has been a growing interest in using LLM multi-agent frameworks for different tasks. Zheng et al. 2023a presents an evaluation of LLM-as-a-Judge on the MT-Bench (Zheng et al. 2023b) and Chatbot Arena (Li et al. 2024). Their results reveal that strong LLM judges like GPT-4 can match both controlled and crowd-sourced human preferences well, achieving over 80% agreement, the same level

of agreement between humans. Additionally, they evaluate several variants of Llama and Vicuna on the dataset. They study the limitations of LLM-as-a-judge, including position, verbosity, and self-enhancement biases, as well as limited reasoning ability. Verga et al. 2024 explore the use of LLMs-as-a-Jury. Their approach, a Panel of LLM evaluators (PoLL), composed of a larger number of smaller models outperforms a single large judge. They also show that the PoLL approach exhibits less intra-model bias as compared to LLM-as-a-Judge. They use Command-R, GPT, Claude-3, and Mistral families for their study. Additionally, they compare two prompting strategies: (1) reference-based scoring where they provide the LLM with a reference answer, and (2) candidate answer and pair-wise scoring where they ask the LLM to pick the better response from the candidate responses. PoLL outperforms single-agents on KILT (Petroni et al. 2021) and Chatbot Arena.

Liang et al. 2024 introduce Multi-Agent Debate (MAD) to encourage divergent thinking in LLMs. They mitigate the Degeneration-of-Thought (DoT) problem, which is that once the LLM has established confidence in its solutions, it is unable to generate novel thoughts. In their approach, the affirmative LLM and the negative LLM debate on the answer while the LLM judge evaluates both arguments after each round of debate. They evaluate the approach on the Commonsense Machine Translation Dataset (Chinese to English) (He et al. 2020) and their Counter-Intuitive Arithmetic Reasoning (CIAR) dataset. MAD was able to achieve a 37% accuracy on the CIAR dataset using GPT-3.5-Turbo which outperforms Chain-of-Thought, Self-Consistency, and Self-Reflection prompting. They also show that using the MAD approach decreases bias and increases response diversity. Du et al. 2023 evaluates a different variant of multi-agent debate where multiple models generate their own responses, and each model receives the opinions of the other models, then updates its response if necessary. This is done for multiple rounds. Du et al. 2023 evaluates the approach on the following tasks: Biography generation, MMLU, Chess move validity, Arithmetic, Grade school math, and Chess move optimality. Their approach using ChatGPT and Bard outperforms single-agent on all the tasks. To evaluate LLM responses Chan et al. 2023 presents another variant of multi-agent debate. Their architecture involves assigning agents different roles such as General Public, Critic, Psychologist, News Author, and Scientist. They used ChatGPT and GPT-4 for their evaluation on FairEval (Wang et al. 2023a) dataset and achieved a Cohen’s Kappa score of 0.40 using LLM Debate, 0.03 more than the single agent.

## 3 Methodology

### 3.1 Experimental Setup

In this study, we perform experiments on the three categories of models given in Table 1. For the evaluation module, we evaluate single agents and multi-agent frameworks on four datasets, Alpaca Eval (Li et al. 2023), FairEval (Wang et al. 2023a), PandaLM-Eval (Wang et al. 2024, 2023b) and MT-Bench (Zheng et al. 2023b). For the generation module, we compare the multi-agent frameworks using win rate - the ra-

<sup>1</sup><https://huggingface.co/argilla>

tio of times a generation framework is selected as the best by an LLM evaluator when comparing outputs from all generation workflows. After the extensive evaluation of both modules, we used the picked strategies to generate synthetic PO datasets. We set the temperature to 0 in all our evaluations to ensure reproducibility.

Category	Models
Small-Scale LLM	Llama-3.1-8b Gemma-2-9b
Mid-Scale LLM	Gemma-2-27b Llama-3.1-70b
Large-Scale LLM	GPT-4o-Mini (2024-07-18) GPT-4o (2024-05-13)

Table 1: Categories of LLMs used in the study.

### 3.2 LLM-as-Evaluator

With the aim of automating the evaluation component of PO dataset generation, we assess the performance of LLMs in the role of evaluators using the Alpaca Eval, FairEval, PandaLM-Eval, and MT-Bench datasets. Our goal is to determine whether multi-agent workflows work better than a single agent for LLM evaluation. The system prompts for this task are modified version of the prompts used by Zheng et al. 2023a and are given in Appendix A.

**LLM-as-Judge.** We evaluate six different LLMs on the Alpaca Eval dataset, calculating Cohen’s Kappa with the human annotations. Our evaluation involved three distinct prompting strategies for the LLM-as-a-Judge:

1. **Direct Comparison:** The Judge-LLM is provided with the user question and the responses generated by different LLMs. It is asked to pick the best response among the given options.
2. **Independent Scoring:** The Judge-LLM is given the user question and each response in separate conversations. It is asked to score each response independently.
3. **Combined Scoring:** The Judge-LLM is provided with the user question and all the responses in a single conversation thread. It is asked to assign a score to each response within the same conversation context. To observe if the scoring range influences the LLM’s scoring consistency and its alignment with human annotations, we test three different scoring totals: 5, 10, and 100.

For each of these prompting strategy, we systematically analyze the performance of the LLMs by calculating Cohen’s Kappa, against the human annotations. The system prompts are given in Table 7 in Appendix A.

**LLMs-as-Jury.** We extend the evaluation from the LLM-as-a-Judge approach by forming juries composed of multiple LLMs. We test all possible permutations of the jury configurations. We use three datasets: FairEval, PandaLM-Eval and MT-Bench datasets for a more comprehensive analysis. We systematically analyze the performance of each jury configuration, focusing on how the size and combination of the

LLMs affect their judgment accuracy. The *Combined Scoring* system prompt in Table 7 in Appendix A is used for all the jurors because it performed the best in our previous evaluation.

**LLM Debate.** We also evaluate the LLM Debate framework following the implementation described by Chan et al. 2023. In this approach, we assign three distinct roles—Psychologist, General Public, and Critic—and the three agents debate the scores that should be assigned to candidate responses. After the debate, each agent gives its final score which is used to determine which candidate response they vote for. These votes are then used to pick the best response. This strategy is evaluated using the FairEval, PandaLM-Eval, and MT-Bench benchmarks. Figure 1 illustrates the debate workflow employed in our study. The system prompt, the user message structure and the prompts for the roles used are given in Table 8 and Table 9 in Appendix A.

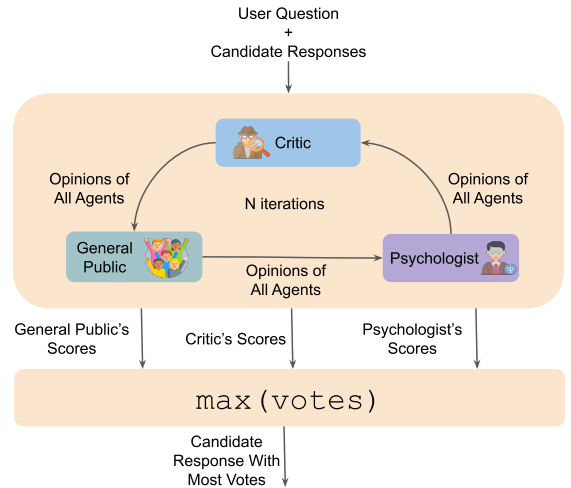


Figure 1: LLM Debate for evaluation

### 3.3 LLM-as-Generator

To evaluate the LLM Feedback Loop workflow for the generation module, we test different configurations using Llama-3.1-8b (Meta 2024) and Gemma-2-9b (Google 2024) models. In this framework, a generator LLM produces a response, which is then evaluated by a feedback LLM that provides improvement suggestions as shown in Figure 2. The generator revises the response based on these suggestions, and the process repeats for multiple iterations. The system prompt for the generator and reviewer is given in Table 10 and 11 in Appendix A. We calculate the win rate against single-agent GPT-4o (OpenAI 2024), Llama-3.1-8b and Gemma-2-9b baseline outputs on a subset of 500 prompts from the Argilla Capybara DPO dataset<sup>2</sup> to identify the best configuration. We test the following configuration:

1. **Same Model as Both Agents:** Gemma-2-9b or Llama-3.1-8b as both the feedback and generation agent.

<sup>2</sup><https://huggingface.co/datasets/argilla/distilabel-capybara-dpo-7k-binarized>

2. **Different Models for Each Agent:** Gemma-2-9b as the feedback agent and Llama-3.1-8b as the generation agent, or vice versa.
3. **Both Models for Feedback, One for Generation:** Gemma-2-9b or Llama-3.1-8b as the generation agent, with both models as feedback agents.

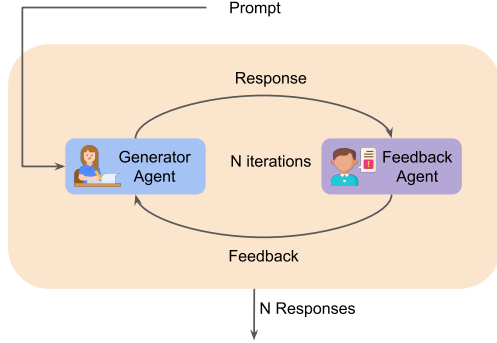


Figure 2: LLM Feedback Loop for response generation

### 3.4 Preference Optimization Dataset

We use Llama-3.1-8b and Gemma-2-9b in the generation module and GPT-4o in the evaluation module to generate multiple DPO datasets and KTO datasets for single-agent improvement and multi-agent improvement. The prompts used for single-agent improvement dataset generation are given in Table 7, 10 and 11 in Appendix A. The prompt used for multi-agent improvement dataset generation is given in Table 12 in Appendix A. The evaluation code, all the evaluation outputs and the generated datasets are publicly available on GitHub<sup>3</sup>.

**Single-Agent Improvement.** We use the prompts from Argilla Capybara DPO dataset. The Feedback Loop framework generates  $N$  responses (where  $N$  is the number of iterations). LLM-as-Evaluator picks the best response from the candidates to create the DPO and KTO dataset.

**Multi-Agent Improvement.** We use the prompts and the human-generated responses from the No Robots dataset (Rajani et al. 2023). The evaluator is given the human response (reference response) and LLM response and is asked to generate feedback based on the reference response. The generated feedback and the human response are used to create the PO dataset. The goal of this dataset is to improve both response generation and response evaluation. The structure of the dataset is given in Figure 3.

## 4 Results and Discussion

### 4.1 LLM-as-Evaluator

**Prompting Strategies.** Table 2 shows the results of LLM-as-a-Judge approach on the three prompting strategies. The *Independent Scoring* prompt strategy consistently underperforms compared to the *Direct Comparison* and *Combined*

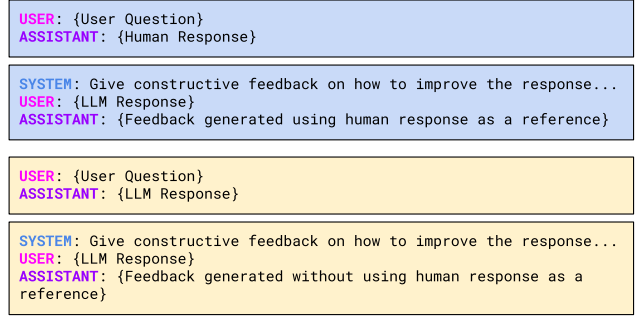


Figure 3: Dataset structure for the multi-agent improvement PO dataset. The blue boxes represent the accepted responses and the yellow boxes represent the rejected responses.

*Scoring* approaches across all evaluated LLMs. This result is reflected in lower Cohen’s Kappa values in Table 2. In evaluating responses in isolation the LLM has to re-calibrate its scoring mechanism for every new response. This can lead to inconsistencies, especially when multiple responses are closely matched in quality. Due to the low Kappa values observed, we opted not to conduct experiments with the scoring-out-of-5 and 100 scales for *Independent Scoring*.

The *Direct Comparison* Strategy performs better than the *Independent Scoring* approach across most LLMs, with a notable improvement for GPT-4o (0.372 vs. 0.249) and GPT-4o-mini (0.342 vs. 0.254). However, it generally falls short when compared to the *Combined Scoring* method, where GPT-4o achieves a score of 0.401 using the scoring-out-of-100 scale. The higher Cohen’s Kappa values indicate that the *Direct Comparison* and *Combined Scoring* strategy benefits from providing the LLM with a side-by-side evaluation of responses, allowing for more accurate and consistent judgments.

The *Combined Scoring* strategy, as presented in Table 2, shows consistent performance using all the scoring scales. It outperforms both the other prompts. The scoring scales of 5, 10, and 100 show variability across different models, with certain scales performing better for some models than others. For example, GPT-4o performs the best in scoring-out-of-10 scale with a Kappa score of 0.382 while Gemma-2-9b performs best under scoring-out-of-5 scale. Given these results, we selected the scoring-out-of-10 scale as the most effective option for the *Combined Scoring* approach. We use this prompt for all our further evaluations.

**LLM-as-a-Judge.** The LLM-as-Judge evaluations, as shown in Table 2, indicate that GPT-4o outperforms all the models on PandaLM-Eval and MT-Bench achieving a Cohen’s Kappa score of 0.688 and 0.410 respectively. Additionally, GPT-4o consistently ranks in second position across all three datasets. This consistent top-tier performance underscores GPT’s effectiveness as a reliable judge in evaluating LLM responses. Gemma-2-27b outperforms all other models on the Fair-Eval dataset, achieving the highest score in this particular evaluation. However, it’s important to note that the Fair-Eval dataset is relatively small, consisting of only 80 samples. Furthermore, the Fair-Eval dataset primarily compares GPT-3.5-Turbo with Vicuna-13b, which

<sup>3</sup><https://github.com/ulrs0/MA-PO>

Judge	Comp.	Ind.	Combined			
			10	5	10	100
Gemma-2-9b	0.226	0.170	0.243	0.254	0.233	
Llama-3.1-8b	0.265	0.181	0.255	0.240	0.242	
Gemma-2-27b	0.233	0.173	0.284	0.266	0.252	
Llama-3.1-70b	0.305	0.214	0.337	0.333	0.339	
GPT-4o-mini	0.342	<b>0.254</b>	0.374	<b>0.382</b>	0.347	
GPT-4o	<b>0.372</b>	0.249	<b>0.393</b>	<b>0.382</b>	<b>0.401</b>	

Table 2: Performance comparison of LLM-as-a-Judge on Alpaca-Eval using different prompting strategies. Direct Comparison (**Comp.**) vs. Independent Scoring (**Ind.**) vs. Combined Scoring (**Combined**). The bold values indicate the highest Cohen’s kappa values for a particular strategy.

might introduce a bias in favor of GPT models when GPT is the evaluator. Figure 4 shows that GPT-4o selects GPT-3.5-Turbo as the better agent 50 times and Vicuna-13b 30 times. This indicates a potential bias in favor of GPT responses when GPT-4o is the evaluator. Additionally, we can observe in the figure that Llama models also display a similar bias towards GPT responses, whereas Gemma models do not exhibit this bias, suggesting that Gemma is more impartial in its evaluations.

Judge	Fair-Eval	PandaLM-Eval	MT-Bench
Gemma-2-9b	0.279	0.595	0.354
Llama-3.1-8b	0.206	0.523	0.339
Gemma-2-27b	<b>0.389</b>	0.586	0.354
Llama-3.1-70b	0.257	0.597	0.387
GPT-4o-mini	0.333	0.613	0.388
GPT-4o	0.327	<b>0.688</b>	<b>0.410</b>

Table 3: Performance comparison of LLM-as-a-Judge on Alpaca-Eval using different prompting strategies. Direct Comparison vs. Independent Scoring (out of 10) vs. Combined Scoring (out of 5, 10 and 100).

**LLMs-as-a-Jury.** In evaluating of LLMs-as-a-Jury, we analyze the top three juries from each dataset as shown in Table 4. Notably, the scores exhibit considerable variation across the different datasets. On the Fair-Eval and MT-Bench datasets, the jury approach outperformed the judge approach, indicating a potential advantage in using multiple models for evaluation. For instance, on Fair-Eval, the highest-performing jury achieves a Cohen’s Kappa of 0.428 while the judge achieves Kappa of 0.389, suggesting a relatively strong agreement with human judgments compared to individual judges. This configuration, however, shows a drop in performance on other datasets with a kappa of 0.604 on PandaLM-Eval and 0.395 on MT-Bench, underscoring the challenge of generalizing a single jury setup across varied datasets. However, the judge approach outperforms the jury on the PandaLM-Eval dataset, where the best judge attained a kappa of 0.688, surpassing the top jury’s kappa of 0.673. The best jury on MT-Bench, with a kappa of 0.429, also

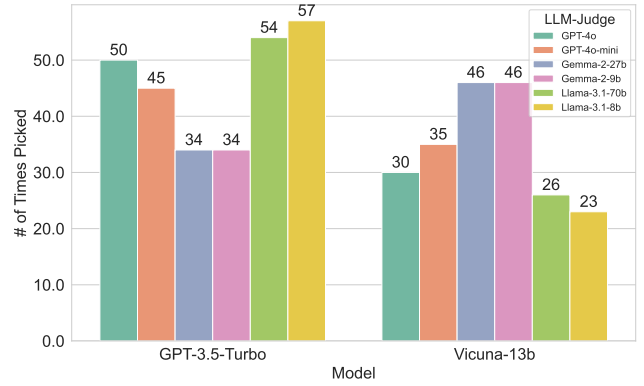


Figure 4: Number of times GPT-3.5-Turbo and Vicuna-13b are picked by each LLM Judge.

demonstrates variability in its performance across datasets as well, with a kappa of 0.636 on PandaLM-Eval and only 0.273 on Fair-Eval.

The jury approach, by incorporating diverse models, mitigates the biases that occur in LLM-as-a-Judge approach (as shown in Figure 4) when bench-marking on the Fair-Eval dataset. However while the jury approach can offer robustness through diversity, in evaluation task, it does not universally outperform single judges. The decision to employ a jury versus a judge should consider whether the candidate responses being evaluated include output from the judge itself, which can introduce bias in the results. Additionally, scalability should be taken into account, as the jury approach might require more computational resources. Another critical consideration is the variability in performance across different datasets, which poses a challenge for generalization.

**LLM Debate.** The LLM Debate approach, as summarized in Table 5, showcases varying degrees of effectiveness across three different datasets: Fair-Eval, PandaLM-Eval, and MT-Bench. GPT-4o performs the best across all datasets, with Cohen’s Kappa scores of 0.404, 0.654, and 0.402 respectively. LLM Debate outperforms LLM-as-a-Judge on Fair-Eval only and does not surpass the LLMs-as-a-Jury approach on any dataset. On Fair-Eval using the Debate framework increases the Kappa score of GPT-4o from 0.327 to 0.404 and of GPT-4o-mini from 0.333 to 0.360. It shows that the debate approach decreases the bias of GPT-4o and GPT-4o-mini towards the responses of its family.

There is a significant variance in the performance of LLM Debate across the models and the datasets. For instance, as seen in Table 5 Gemma-2-27b in debate architecture outperforms Gemma-as-a-Judge on PandaLM-Eval and MT-Bench but on Fair-Eval judge performs better. Gemma-2-9b in debate architecture has a Kappa score of 0.323 on Fair-Eval, outperforming 0.279 of Gemma-as-a-Judge. However on PandaLM-Eval and MT-Bench Gemma-2-9b in debate framework achieves a Kappa score of 0.520 and 0.326, respectively. Both scores lower as compared to Gemma-as-a-Judge scores of 0.595 and 0.354. In case of Llama, Llama-3.1-8b in judge configuration outperforms itself in debate configuration. Llama-3.1-70b in debate framework only out-



Jury	Fair-Eval	PandaLM-Eval	MT-Bench
Gemma-2-9b, Gemma-2-27b, Llama-3.1-8b, GPT-4o-mini	<b>0.428</b>	0.604	0.395
Gemma-2-9b, Gemma-2-27b, GPT-4o-mini, GPT-4o	<u>0.415</u>	0.639	0.418
Gemma-2-27b, Llama-3.1-70b, GPT-4o-mini, GPT-4o	0.412	0.637	0.410
Gemma-2-27b, GPT-4o-mini, GPT-4o	0.396	<b>0.673</b>	0.400
Llama-3.1-70b, GPT-4o-mini, GPT-4o	0.365	<u>0.663</u>	0.410
Gemma-2-9b, GPT-4o-mini, GPT-4o	0.375	0.662	0.416
Llama-3.1-70b, GPT-4o	0.273	0.636	<b>0.429</b>
GPT-4o-mini, GPT-4o	0.315	0.660	<u>0.426</u>
Gemma-2-9b, GPT-4o	0.290	0.609	0.422

Table 4: Performance comparison of LLMs-as-a-Jury on the three datasets. For each dataset, we pick the top 3 juries. The bold score is for the best jury for the specific dataset and the underlined one is the second best.

performs Llama-as-a-judge on Fair-Eval. Figure 5 shows a comparison of Cohen’s Kappa of LLM Debate and LLM-as-a-Judge across the three datasets and all the models.

Debater	Fair-Eval	PandaLM-Eval	MT-Bench
Gemma-2-9b	0.323	0.520	0.326
Llama-3.1-8b	0.080	0.440	0.309
Gemma-2-27b	0.336	0.605	0.363
Llama-3.1-70b	0.292	0.547	0.381
GPT-4o-mini	0.360	0.625	0.376
GPT-4o	<b>0.404</b>	<b>0.654</b>	<b>0.402</b>

Table 5: Performance comparison of LLM Debate on the three datasets.

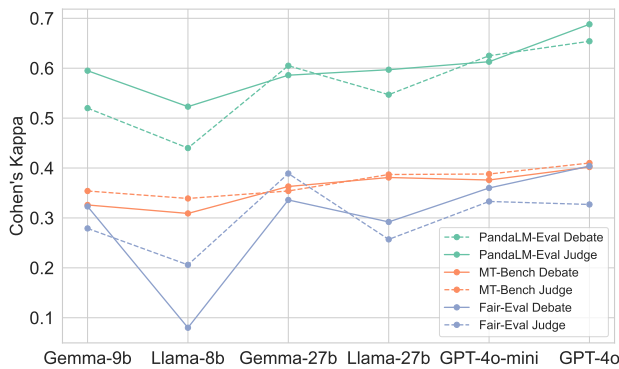


Figure 5: Comparison of LLM Debate and LLM-as-a-Judge across the three datasets and different models.

**Evaluation Framework for PO Dataset.** Based on the comparative evaluation scores across the three datasets and the advantages and disadvantages associated with each multi-agent framework, we have chosen to use the LLM-as-a-Judge approach with GPT-4o as our primary evaluator for generating the PO dataset. This decision is driven by multiple factors:

1. In our context, the task involves generating a PO dataset using Llama-3.1-8b and Gemma-2-9b. Therefore there

will be no bias in the evaluation when using GPT-4o as the judge.

2. The performance of GPT-4o-as-a-Judge has been consistently high across various evaluations, indicating its reliability as a judge. While the LLMs-as-a-Jury and LLM Debate approaches have a high variance in Cohen’s Kappa score across different datasets.
3. The computational resources required for managing the LLM Debate and LLM Jury frameworks are considerably higher than those needed for a single-judge setup. The LLM-as-a-Judge method is simpler to implement and scale.

## 4.2 LLM-as-Generator

We compare the performance of Multi-Agent Feedback Loop with the baseline Single-Agents (GPT-4o, Llama-3.1-8b, Gemma-2-9b) using win rate as shown in Table 6. We utilize GPT-4o-as-a-judge in this evaluation process. For the baseline we find the win rate of Gemma and Llama against GPT-4o and each other. Both smaller models have similar win rate of 38.6% and 39.2% against GPT, while Gemma has a win rate of 66.6% against Llama.

In the Multi-Agent setting, all variations outperform the single-agents against GPT-4o, with the highest win rate of 49.0% for Llama as a generator and Gemma as a reviewer. This configuration performs the best against Llama and Gemma too, with 71.8% and 73.8% win rate respectively. We observe that using Llama as the generator improves the performance as compared to using Gemma as the generator because this configuration leads to a better win rate against all three baselines.

Llama’s strengths in generating responses may be enhanced by Gemma’s ability to fine-tune and correct the errors, leading to more polished outputs. The results underscore the importance of assigning appropriate roles based on the specific strengths of each model. Llama, when set as the generator, appears to leverage its capabilities more effectively than Gemma in this role. The use of diverse models in the feedback loop likely helps mitigate biases that any single model might introduce. This diversity ensures a broader range of perspectives while answer a question. In conclusion, the demonstrated efficacy of the Multi-Agent Feedback Loop, especially with Llama as the generator and Gemma as

the reviewer, validates the concept of collaborative AI systems.

Generator	Reviewer	Win Rate (%) Against		
		GPT	Llama	Gemma
Gemma	-	38.6	66.6	-
Llama	-	39.2	-	33.4
Gemma	Gemma	41.4	64.8	52.6
	Llama	41.2	61.8	47.8
	Gemma + Llama	42.0	67.6	52.4
Llama	Gemma	<b>49.0</b>	<b>71.8</b>	<b>73.8</b>
	Llama	47.8	65.8	65.6
	Gemma + Llama	48.6	68.2	69.4

Table 6: Win Rate of Multi-Agent and Single-Agent against GPT-4o, Llama-3.1-8b and Gemma-2-9b

### 4.3 Preference Optimization Dataset

**Single-Agent Improvement.** For the Single-Agent improvement dataset generation we use GPT-4o-as-a-Judge in the evaluation module. In the generation module, we use LLM Feedback Loop with Llama-3.1-8b as the generator and Gemma-2-9b as the reviewer. The framework is shown in Figure 6. For the dataset generation, we use  $N = 3$  iterations. We pick the best response (judged by GPT-4o) as accepted and the other 2 responses as rejected and generate two datasets, one for DPO and one for KTO.

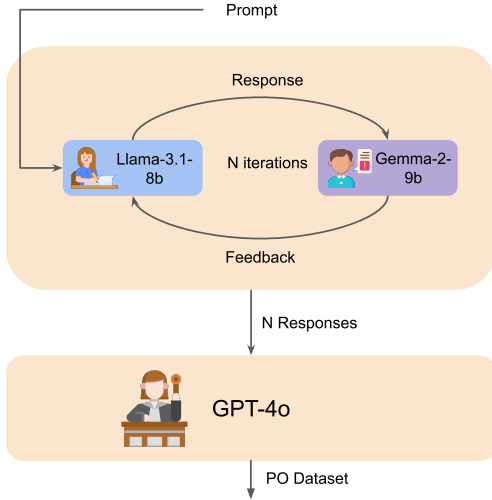


Figure 6: Multi-agent framework for PO dataset generation.

**Multi-Agent Improvement.** For the Multi-Agent improvement dataset generation we use Gemma-2-9b because the win rate for Gemma against Llama-3.1-8b is 66.6%. We give Gemma user prompt, human response and its own response and ask it to generate feedback based on the human reference. For the rejected responses we use the feedback without human reference. We generate two datasets, one for DPO and one for KTO.

Finally, we combine the two categories of dataset to make our final PO dataset to improve LLM for single-agent setting and LLM for multi-agent setting.

## 5 Conclusion

This paper presents PO datasets generated using multi-agent frameworks, and evaluates these frameworks by highlighting the advantages, drawbacks, and challenges of each approach. In the response evaluation module, our comparative analysis of LLM-as-a-Judge, LLMs-as-a-Jury, and LLM Debate shows the suitability of each setup depending on the context of use. For the response generation module, we evaluate the LLM Feedback loop using Llama-3.1-8b and Gemma-2-9b in various configurations. LLM-as-a-Judge proved to be highly effective when candidate responses don't have a response from the Judge LLM. Whereas LLMs-as-a-Jury and LLM Debate demonstrated robustness, particularly useful in reducing evaluator bias. However, Cohen's Kappa for both of these approaches has a high variance making them less suitable for novel applications.

Our experiments with LLM Feedback Loop using Llama-3.1-8b and Gemma-2-9b configurations show the potential of multi-agent frameworks in refined content generation. Configurations where Llama-3.1-8b served as the generator and Gemma-2-9b as the reviewer consistently delivered better results, demonstrating the benefits of leveraging complementary strengths of different models to refine output quality. These findings indicate the effectiveness of multi-agent frameworks for varied AI applications, showing promise for moving towards systems requiring minimal human intervention - however, this method is computationally expensive in comparison.

We also generate multiple DPO and KPO datasets using LLM Feedback Loop with Llama-3.1-8b as the generator and Gemma-2-9b as the evaluator and GPT-4o-as-a-Judge. The aim of these datasets is to improve single-agent capabilities for better response generation and multi-agent capabilities including better communication and improved feedback.

In order to facilitate further research and ensure transparency, all code, LLM responses, and generated datasets have been made public.

## 6 Future Work

In terms of future work, there are three avenues of investigation: (1) Performance comparison of models fine-tuned on our PO dataset versus widely-used LLMs to investigate the impact of our generated datasets through a series of experiments. (2) Using larger models such as Llama-3.1-70b and Gemma-2-27b for dataset generation as this may provide more diverse and higher-quality training data, potentially leading to further advancements in model performance and generalizability. (3) Experimenting with the number of iterations used in the Feedback Loop framework and including other LLM families in the dataset generation process.

## 7 Acknowledgement

We are grateful to OpenAI for supporting our work through their Research Access Program.

## References

- Chan, C.-M.; Chen, W.; Su, Y.; Yu, J.; Xue, W.; Zhang, S.; Fu, J.; and Liu, Z. 2023. ChatEval: Towards Better LLM-based Evaluators through Multi-Agent Debate. *arXiv:2308.07201*.
- Christiano, P. F.; Leike, J.; Brown, T.; Martic, M.; Legg, S.; and Amodei, D. 2017. Deep reinforcement learning from human preferences. *Advances in neural information processing systems*, 30.
- Du, Y.; Li, S.; Torralba, A.; Tenenbaum, J. B.; and Mordatch, I. 2023. Improving Factuality and Reasoning in Language Models through Multiagent Debate. *arXiv:2305.14325*.
- Ethayarajh, K.; Xu, W.; Muennighoff, N.; Jurafsky, D.; and Kiela, D. 2024. KTO: Model Alignment as Prospect Theoretic Optimization. *arXiv:2402.01306*.
- Google. 2024. Google Gemma 2. <https://blog.google/technology/developers/google-gemma-2/>. Accessed: 2024-08-16.
- He, J.; Wang, T.; Xiong, D.; and Liu, Q. 2020. The Box is in the Pen: Evaluating Commonsense Reasoning in Neural Machine Translation. In Cohn, T.; He, Y.; and Liu, Y., eds., *Findings of the Association for Computational Linguistics: EMNLP 2020*, 3662–3672. Online: Association for Computational Linguistics.
- Hong, J.; Lee, N.; and Thorne, J. 2024. ORPO: Monolithic Preference Optimization without Reference Model. *arXiv:2403.07691*.
- Li, T.; Chiang, W.-L.; Frick, E.; Dunlap, L.; Wu, T.; Zhu, B.; Gonzalez, J. E.; and Stoica, I. 2024. From Crowdsourced Data to High-Quality Benchmarks: Arena-Hard and Benchmark Builder Pipeline. *arXiv:2406.11939*.
- Li, X.; Zhang, T.; Dubois, Y.; Taori, R.; Gulrajani, I.; Guestrin, C.; Liang, P.; and Hashimoto, T. B. 2023. AlpacaEval: An Automatic Evaluator of Instruction-following Models. [https://github.com/tatsu-lab/alpaca\\_eval](https://github.com/tatsu-lab/alpaca_eval).
- Liang, T.; He, Z.; Jiao, W.; Wang, X.; Wang, R.; Yang, Y.; Tu, Z.; and Shi, S. 2024. Encouraging Divergent Thinking in Large Language Models through Multi-Agent Debate. *arXiv:2305.19118*.
- Meta. 2024. Meta LLaMA 3. <https://ai.meta.com/blog/meta-llama-3/>. Accessed: 2024-08-16.
- OpenAI. 2024. GPT-4 Technical Report. *arXiv:2303.08774*.
- Petroni, F.; Piktus, A.; Fan, A.; Lewis, P.; Yazdani, M.; Cao, N. D.; Thorne, J.; Jernite, Y.; Karpukhin, V.; Maillard, J.; Plachouras, V.; Rocktäschel, T.; and Riedel, S. 2021. KILT: a Benchmark for Knowledge Intensive Language Tasks. *arXiv:2009.02252*.
- Rafailov, R.; Sharma, A.; Mitchell, E.; Ermon, S.; Manning, C. D.; and Finn, C. 2024. Direct Preference Optimization: Your Language Model is Secretly a Reward Model. *arXiv:2305.18290*.
- Rajani, N.; Tunstall, L.; Beeching, E.; Lambert, N.; Rush, A. M.; and Wolf, T. 2023. No Robots. [https://huggingface.co/datasets/HuggingFaceH4/no\\_robots](https://huggingface.co/datasets/HuggingFaceH4/no_robots).
- Tamkin, A.; Brundage, M.; Clark, J.; and Ganguli, D. 2021. Understanding the capabilities, limitations, and societal impact of large language models. *arXiv preprint arXiv:2102.02503*.
- Verga, P.; Hofstadter, S.; Althammer, S.; Su, Y.; Piktus, A.; Arkhangorodsky, A.; Xu, M.; White, N.; and Lewis, P. 2024. Replacing Judges with Juries: Evaluating LLM Generations with a Panel of Diverse Models. *arXiv:2404.18796*.
- Wang, P.; Li, L.; Chen, L.; Zhu, D.; Lin, B.; Cao, Y.; Liu, Q.; Liu, T.; and Sui, Z. 2023a. Large Language Models are not Fair Evaluators. *ArXiv*, abs/2305.17926.
- Wang, Y.; Yu, Z.; Zeng, Z.; Yang, L.; Heng, Q.; Wang, C.; Chen, H.; Jiang, C.; Xie, R.; Wang, J.; Xie, X.; Ye, W.; Zhang, S.; and Zhang, Y. 2023b. PandaLM: Reproducible and Automated Language Model Assessment. <https://github.com/WeOpenML/PandaLM>.
- Wang, Y.; Yu, Z.; Zeng, Z.; Yang, L.; Wang, C.; Chen, H.; Jiang, C.; Xie, R.; Wang, J.; Xie, X.; Ye, W.; Zhang, S.; and Zhang, Y. 2024. PandaLM: An Automatic Evaluation Benchmark for LLM Instruction Tuning Optimization.
- Zheng, L.; Chiang, W.-L.; Sheng, Y.; Zhuang, S.; Wu, Z.; Zhuang, Y.; Lin, Z.; Li, Z.; Li, D.; Xing, E. P.; Zhang, H.; Gonzalez, J. E.; and Stoica, I. 2023a. Judging LLM-as-a-Judge with MT-Bench and Chatbot Arena. *arXiv:2306.05685*.
- Zheng, L.; Chiang, W.-L.; Sheng, Y.; Zhuang, S.; Wu, Z.; Zhuang, Y.; Lin, Z.; Li, Z.; Li, D.; Xing, E. P.; Zhang, H.; Gonzalez, J. E.; and Stoica, I. 2023b. Judging LLM-as-a-judge with MT-Bench and Chatbot Arena. *arXiv:2306.05685*.
- Álvaro Bartolomé Del Canto; Blázquez, G. M.; Lajarín, A. P.; and Suero, D. V. 2024. Distilabel: An AI Feedback (AIF) framework for building datasets with and for LLMs. <https://github.com/argilla-io/distilabel>.

## A System Prompts

Table 7 contains the three categories of system prompts tested for LLM-as-a-Judge approach. The winning prompt with *Combined Scoring* was used for LLMs-as-a-Jury. These prompts are modified versions of those used by (Zheng et al. 2023a). Table 8 present the system prompt and user message structure for LLM Debate and 9 shows the prompt for each role in the debate. This is based on the system prompt and the input structure used by (Chan et al. 2023). Table 10 shows the user message structure for the generator LLM and Table 11 shows the system prompt and user message for reviewer LLM in LLM Feedback Loop. Table 12 shows the system prompt and user message structure used for Multi-Agent improvement dataset generation.



## B Code and Datasets

The evaluation code, all the evaluation outputs and the generated datasets are publicly available on GitHub<sup>4</sup>. For evaluation of LLMs-as-Evaluators we used Alpaca-Eval<sup>5</sup>, FairEval<sup>6</sup>, PandaLM-Eval<sup>7</sup> and MT-Bench<sup>8</sup>. For evaluation of LLMs-as-Generators and single-agent improvement dataset generation we use the prompts from Argilla Capybara DPO dataset<sup>9</sup>. For multi-agent improvement dataset generation we use prompts from No-Robots<sup>10</sup> dataset.

## C Computing Infrastructure

We use the API for GPT-4o and GPT-4o-mini from OpenAI<sup>11</sup>. For Gemma and Llama models API from TogetherAI<sup>12</sup> was used. We use Python3 libraries for both APIs and the temperature for the models was set to 0 for reproducibility. For each evaluation, one run of the code was done.

## D Reproducibility Checklist

1. Includes a conceptual outline and/or pseudocode description of AI methods introduced: **Yes**
2. Clearly delineates statements that are opinions, hypothesis, and speculation from objective facts and results: **Yes**
3. Provides well marked pedagogical references for less-familiar readers to gain background necessary to replicate the paper: **Yes**
4. Does this paper make theoretical contributions: **No**
5. Does this paper rely on one or more datasets: **Yes**
  - (a) A motivation is given for why the experiments are conducted on the selected datasets: **Yes**
  - (b) All novel datasets introduced in this paper are included in a data appendix: **Yes**
  - (c) All novel datasets introduced in this paper will be made publicly available upon publication of the paper with a license that allows free usage for research purposes: **Yes**
  - (d) All datasets drawn from the existing literature (potentially including authors' own previously published work) are accompanied by appropriate citations: **Yes**
  - (e) All datasets drawn from the existing literature (potentially including authors' own previously published work) are publicly available: **Yes**
  - (f) All datasets that are not publicly available are described in detail, with explanation why publicly available alternatives are not scientifically satisfying: **NA**

6. Does this paper include computational experiments: **Yes**

- (a) Any code required for pre-processing data is included in the appendix: **Yes**
- (b) All source code required for conducting and analyzing the experiments is included in a code appendix: **Yes**
- (c) All source code required for conducting and analyzing the experiments will be made publicly available upon publication of the paper with a license that allows free usage for research purposes: **Yes**
- (d) All source code implementing new methods have comments detailing the implementation, with references to the paper where each step comes from: **Yes**
- (e) If an algorithm depends on randomness, then the method used for setting seeds is described in a way sufficient to allow replication of results: **Yes**
- (f) This paper specifies the computing infrastructure used for running experiments (hardware and software), including GPU/CPU models; amount of memory; operating system; names and versions of relevant software libraries and frameworks: **Yes**
- (g) This paper formally describes evaluation metrics used and explains the motivation for choosing these metrics: **Yes**
- (h) This paper states the number of algorithm runs used to compute each reported result: **Yes**
  - (i) Analysis of experiments goes beyond single-dimensional summaries of performance (e.g., average; median) to include measures of variation, confidence, or other distributional information: **No**
  - (j) The significance of any improvement or decrease in performance is judged using appropriate statistical tests (e.g., Wilcoxon signed-rank): **Yes**
- (k) This paper lists all final (hyper-)parameters used for each model/algorithm in the paper's experiments: **Yes**
- (l) This paper states the number and range of values tried per (hyper-) parameter during development of the paper, along with the criterion used for selecting the final parameter setting: **NA**

<sup>4</sup><https://github.com/ulrs0/MA-PO>

<sup>5</sup>[https://huggingface.co/datasets/tatsu-lab/alpaca\\_eval](https://huggingface.co/datasets/tatsu-lab/alpaca_eval)

<sup>6</sup><https://github.com/i-Eval/FairEval>

<sup>7</sup><https://github.com/WeOpenML/PandaLM>

<sup>8</sup>[https://huggingface.co/datasets/lmsys/mt\\_bench\\_human\\_judgments](https://huggingface.co/datasets/lmsys/mt_bench_human_judgments)

<sup>9</sup><https://huggingface.co/datasets/argilla/distilabel-capybara-dpo-7k-binarized>

<sup>10</sup>[https://huggingface.co/datasets/HuggingFaceH4/no\\_robots](https://huggingface.co/datasets/HuggingFaceH4/no_robots)

<sup>11</sup><https://platform.openai.com/docs/overview>

<sup>12</sup><https://docs.together.ai/docs/introduction>

Table 7: The three types of system prompts for LLM-as-a-Judge and LLMs-as-a-Jury.

Prompt Type	Prompt
Direct Comparison	<p>Please act as an impartial judge and evaluate the quality of the responses provided by two AI assistants to the user question displayed below. You should choose the assistant that follows the user’s instructions and answers the user’s questions better. Your evaluation should consider factors such as the helpfulness, relevance, accuracy, depth, creativity, and level of detail of their responses. Begin your evaluation by comparing the two responses and provide a short explanation. Avoid any position biases and ensure that the order in which the responses were presented does not influence your decision. Do not allow the length of the responses to influence your evaluation. Answer options:</p> <p>A: If response by assistant A is better  B: If response by assistant B is better  C: If it is a tie</p> <p>Use the following format to respond:  ### Evaluation Evidence:  [Add your explanation here]</p> <p>### Answer:  A or B or C</p>
Independent Scoring	<p>Please act as an impartial judge and evaluate the quality of the response provided by an AI assistants to the user question displayed below. Assign an overall score out of 10, where a higher score indicates better overall performance. Your evaluation should consider factors such as the helpfulness, relevance, accuracy, depth, creativity, and level of detail of their response. Begin your evaluation by comparing the two responses and provide a short explanation. Do not allow the length of the response to influence your evaluation.</p> <p>Use the following format to respond:  ### Evaluation Evidence:  [Add your explanation here]</p> <p>### Overall Score:  X/10</p>
Combined Scoring	<p>Please act as an impartial judge and evaluate the quality of the responses provided by two AI assistants to the user question displayed below. You should choose the assistant that follows the user’s instructions and answers the user’s questions better. Each response receives an overall score out of 10, where a higher score indicates better overall performance. Your evaluation should consider factors such as the helpfulness, relevance, accuracy, depth, creativity, and level of detail of their responses. Begin your evaluation by comparing the two responses and provide a short explanation. Avoid any position biases and ensure that the order in which the responses were presented does not influence your decision. Do not allow the length of the responses to influence your evaluation.</p> <p>Use the following format to respond:  ### Evaluation Evidence:  [Add your explanation here]</p> <p>### Score Assistant A:  X/10</p> <p>### Score Assistant B:  Y/10</p>

Table 8: The system prompt and the user message structure for LLM Debate.

Message Type	Prompt
System Prompt	<p>We would like to request your feedback on the performance of two AI assistants in response to the user question. There are a few other referee assigned the same task, it's your responsibility to discuss with them and think critically before you make your final judgement.</p> <p>Each response receives an overall score on a scale of 1 to 10, where a higher score indicates better overall performance. You should choose the assistant that follows the user's instructions and answers the user's question better. You don't necessarily have to agree with others.</p> <p>Your evaluation should consider factors such as the helpfulness, relevance, accuracy, depth, creativity, and level of detail of their responses. Avoid any position biases and ensure that the order in which the responses were presented does not influence your decision. Do not allow the length of the responses to influence your evaluation.</p>
User Message	<p>&lt;   Start of User Question   &gt;  {User Question}  &lt;   End of User Question   &gt;</p> <p>&lt;   The Start of Assistant 1's Answer   &gt;  {Assistant 1}  &lt;   The End of Assistant 1's Answer   &gt;</p> <p>&lt;   The Start of Assistant 2's Answer   &gt;  {Assistant 2}  &lt;   The End of Assistant 2's Answer   &gt;</p> <p>Here is your discussion history:  {Chat History}</p> <p>{Role}</p>

Table 9: The prompt for each role used in LLM Debate.

Role	Prompt
General Public	<p>You are now General Public, one of the referees in this task. You are interested in the story and looking for updates on the investigation. Please think critically by yourself and note that it's your responsibility to choose one of which is the better first.</p> <p>Now it's your turn to speak General Public, please make your talk short and clear.  **General Public**:</p>
Psychologist	<p>You are now Psychologist, one of the referees in this task. You will study human behavior and mental processes in order to understand and explain human behavior. Please help other people to determine which response is the better one.</p> <p>Now it's your turn to speak Psychologist, please make your talk short and clear.  **Psychologist**:</p>
Critic	<p>You are now Critic, one of the referees in this task. You will check fluent writing, clear sentences, and good wording in summary writing. Your job is to question others judgement to make sure their judgement is well-considered and offer an alternative solution if two responses are at the same level.</p> <p>Now it's your turn to speak Critic, please make your talk short and clear.  **Critic**:</p>

Table 10: The user message structure for the generator in LLM Feedback.

Message Type	Prompt
User Message (Single Feedback)	<p>Update your response based on the feedback:  [Start of Feedback]  {Feedback}  [End of Feedback]</p> <p>Do not engage in formalities such as 'Thank you for your feedback' or 'Here is an updated version...' etc, just update the response.</p>
User Message (Double Feedback)	<p>Update your response based on the feedback by the two assistant:  [Start of Assistant 1's Feedback]  {Assistant 1's Feedback}  [End of Assistant 1's Feedback]</p> <p>[Start of Assistant 2's Feedback]  {Assistant 2's Feedback}  [End of Assistant 2's Feedback]</p> <p>Do not engage in formalities such as 'Thank you for your feedback' or 'Here is an updated version...' etc, just update the response.</p>

Table 11: The prompt and user message structure for the reviewer in LLM Feedback.

Message Type	Prompt
System Prompt	<p>Please give constructive feedback on how to improve the response provided by an AI assistant to the user question.  Your evaluation should consider factors such as the instruction following (the response should align with the user instructions), helpfulness, relevance, accuracy, and creativity of the response.  Assign an overall score out of 10, up to one decimal place, where a higher score indicates better overall performance.</p> <p>Use the following format to respond:  ### Evaluation:  [Add your evaluation here]</p> <p>### Overall Score:  X/10</p> <p>### Feedback:  [Add your feedback here]</p>
User Message	<p>[Start of User Question]  {User Question}  [End of User Question]</p> <p>[Start of Assistant's Response]  {Assistant's Response}  [End of Assistant's Response]</p>

Table 12: The prompt and user message structure for the feedback generation for Multi-Agent improvement dataset.

Message Type	Prompt
System Prompt	<p>Please give constructive feedback on how to improve the response provided by an AI assistant to the user question.</p> <p>Your evaluation should consider factors such as the instruction following (the response should align with the user instructions), helpfulness, relevance, accuracy, and creativity of the response. Use the human answer as the reference answer, so that the evaluation and feedback is based on how to get closer to human answer.</p> <p>Assign an overall score out of 10, up to one decimal place, where a higher score indicates better overall performance.</p> <p>Use the following format to respond:</p> <p>### Evaluation: [Add your evaluation here]</p> <p>### Overall Score: X/10</p> <p>### Feedback: [Add your feedback here]</p>
User Message	<p>[Start of User Question] {User Question} [End of User Question]</p> <p>[Start of Human’s Response] {Human’s Response} [End of Human’s Response]</p> <p>[Start of Assistant’s Response] {Assistant’s Response} [End of Assistant’s Response]</p> <p>Base your evaluation and feedback on human response. We want the LLM to mimic the human response. Do not mention the word ‘human response’ in your evaluation and feedback. The user should not know that you have a reference answer.</p>