

SELECTLLM: Query-Aware Efficient Selection Algorithm for Large Language Models

Kaushal Kumar Maurya* KV Aditya Srivatsa* Ekaterina Kochmar
Mohamed Bin Zayed University of Artificial Intelligence, Abu Dhabi, UAE
{kaushal.maurya, vaibhav.kuchibhotla, ekaterina.kochmar}@mbzuai.ac.ae

Abstract

Large language models (LLMs) have seen widespread adoption due to their remarkable performance across various applications, driving the accelerated development of a large number of diverse LLMs. However, these individual LLMs show limitations in generalization and performance on complex tasks due to inherent training biases, model size constraints, and the quality or diversity of pre-training datasets. A promising direction is to efficiently harness the diverse capabilities of LLMs to overcome these individual limitations. To address these limitations, we introduce a novel LLM selection algorithm called SELECTLLM, which efficiently directs input queries to the most suitable subset of LLMs from a large pool, ensuring that the selected models collectively provide accurate responses. SELECTLLM employs a multi-label classifier and policy based on the classifier’s predictions and confidence scores in selecting an optimal, query-aware, and lightweight subset of LLMs. Our findings indicate that the proposed model outperforms existing ensemble-based baselines and achieves competitive performance with similarly sized top-performing LLMs while maintaining efficiency. Specifically, it achieves a huge reduction in inference latency on two challenging reasoning benchmarks: 13% on GSM8K and 70% on MMLU, compared to the top-performing baselines. Also, we establish a theoretical upper bound by an oracle with LLMs and explore in-depth linguistic analysis to understand the performance gap between Oracle and SELECTLLM.

1 Introduction

In recent years, large language models (LLMs) have demonstrated remarkable capabilities in solving a wide range of core NLP tasks (Bommasani

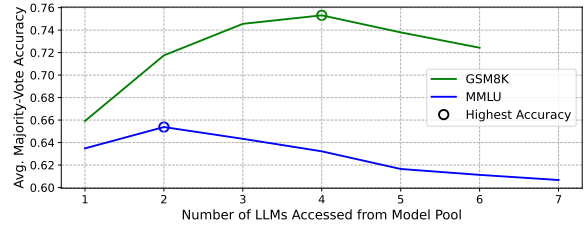


Figure 1: Accuracy (using majority voting) versus the number of LLMs plot for the GSM8K and MMLU test sets. Models are added in descending order of their performance on their corresponding training sets.

et al., 2021; Chang et al., 2023). Despite these advancements, it has been noted that existing LLMs struggle with complex tasks such as factually-grounded reasoning and planning (Wei et al., 2022; Kojima et al., 2022; Minaee et al., 2024). Moreover, the wide range of LLMs available seem to **exhibit diverse capabilities** (Jiang et al., 2023), resulting in no single (especially open-source) LLM being effective across all benchmarks and datasets.

Though newer and larger models are being trained from scratch to close this gap, an alternative and cost-effective approach involves harnessing the diverse capabilities of existing models to improve the overall response quality using ensembling (Wang et al., 2022, 2023; Li et al., 2024) and collaborative frameworks (Wu et al., 2023b; Li et al., 2023). However, these approaches often require access to the responses from all models in the pool to choose the optimal response(s), which greatly increases the overall computational cost for such ensembles.

The individual LLMs exhibit diverse capabilities i.e., *not all models may be apt for all kinds of tasks*. Fig. 1 reports the accuracy of a model pool (spanning up to 7 diverse LLMs) on two challenging reasoning benchmarks – GSM8K (Cobbe et al., 2021) and MMLU (Hendrycks et al., 2021). As the plot demonstrates, utilizing more LLMs initially improves performance, which is supported by pre-

*Equal contribution

vious research towards employing more LLMs and more responses per model (Li et al., 2024). However, note that using more (or even all) models in the pool does not necessarily result in the best scores. Thus, *selectively abstaining* from querying unsuitable LLMs for a given task may help **improve the overall response quality** of such ensembles. Additionally, such an approach would **implicitly save computation** by accessing fewer models per query.

In this paper, we propose the novel SELECTLLM algorithm to explore this idea. Our approach first employs a *multi-label classifier* to learn the LLM-specific capabilities using a dataset of diverse queries. When running inference for a previously unseen query, this knowledge is utilized to predict confidence scores for each LLM in the model pool, reflecting *their likelihood of successfully solving the task*. Next, we develop various *selection policies* to determine the optimal subset of LLMs for each query based on these confidence scores and predictions. Additionally, we establish a theoretical upper bound by an Oracle model that can be achieved collectively by all LLMs and perform a *qualitative and quantitative linguistic analysis* of the inputs to understand the performance gap between the Oracle and SELECTLLM. The contributions of our work are as follows:

- We introduce the novel SELECTLLM algorithm, which is based on a multi-label classifier and an optimal confidence-based policy. This approach efficiently navigates input queries to the ideal subset of LLMs from a larger pool to improve response quality and also reduce computational costs in the process.
- The efficacy of the proposed SELECTLLM algorithm is evaluated on two challenging reasoning benchmarks. We report an improvement of 1.90 points on GSM8K and 4.89 points in terms of accuracy on MMLU compared to the existing strong ensemble-based baseline and competitive performance with a model, which consists of similarly sized top-performing LLM subsets. Additionally, we observe significantly lower inference latencies, with reductions of 13% for GSM8K and 70% for MMLU, compared to top-performing baselines.
- We present a theoretical upper bound established by an oracle model, representing

the maximum performance achievable collectively by all LLMs. Furthermore, we conduct a linguistic feature-based analysis of the inputs to understand the gains achieved by SELECTLLM and the performance gap relative to the oracle model.

2 Related Work

LLM Diversity: Recent surveys (Bommasani et al., 2021; Minaee et al., 2024) suggest that LLMs can develop emergent capabilities, meaning they can exhibit behaviors and skills beyond those explicitly trained. By varying the training data, models can be trained to showcase a wide range of domain expertise. However, Jiang et al. (2023) demonstrate that no single open-source LLM consistently outperforms others across popular benchmarks. This underscores the need for developing ensembling methods to enhance the combined performance of a diverse pool of LLMs.

LLM Capabilities: Routing queries among LLMs involves aligning their capabilities with the underlying tasks for input queries. However, selecting models for routing with LLMs differs from that in traditional ML (Bishop, 2006; Raschka, 2020) due to the disparity between the training and test datasets. LLMs are trained on massive corpora with straightforward objectives like next-token prediction (Brown et al., 2020), while test data often includes complex tasks like reasoning and question answering (Hendrycks et al., 2021; Cobbe et al., 2021; Joshi et al., 2017), summarization (Tam et al., 2023), and classification (Zhang et al., 2023), which may not be prevalent in the training data. This discrepancy makes it challenging to assess the difficulties in resolving complex queries.

LLM Ensembling Previous attempts at ensembling and routing LLMs typically fall into two categories: (1) Selecting the best response from multiple LLM generations, as seen in Liu and Liu (2021), Ravaut et al. (2022), and Jiang et al. (2023). However, this approach requires querying all LLMs in the model pool for each query during inference, which can be computationally expensive with a large number of LLMs. (2) Minimizing the number of queries to larger LLMs to reduce latency and computational costs, as demonstrated by Shnitzer et al. (2023) and Ding et al. (2024), who redirect simpler queries to the smallest model capable of handling the task to minimize querying costs with

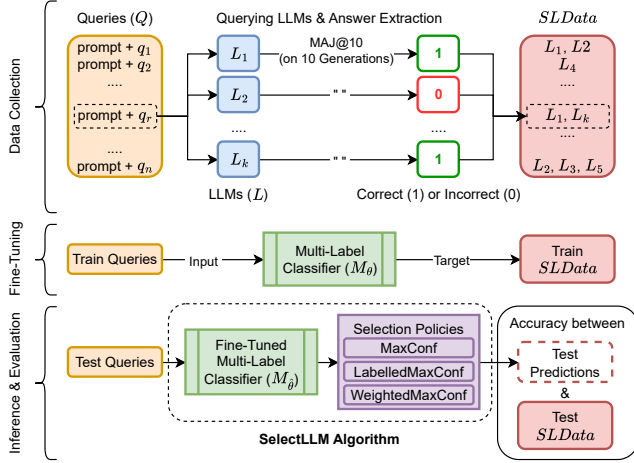


Figure 2: Overview of the proposed workflow.

minimal drop in performance. Tackling both tasks by routing to the single-best LLM has shown to be challenging (Srivatsa et al., 2024). In this paper, however, we aim to develop an algorithm that can improve response accuracy above individual LLMs and their combinations by querying only the subset of LLMs expected to be capable of solving the input query. This in turn, saves computational costs and reduces latency by avoiding unnecessary queries made to unsuitable LLMs.

3 Problem Setting

We propose an ensembling-based LLM inference algorithm – SELECTLLM – to *efficiently* select the *most suitable* query-aware few LLMs from a large pool of available LLMs. The algorithm harnesses the diverse capabilities of different LLMs and selects a subset of models for the input query, jointly leading to the correct response and this selection of small subset leads to the reduction in latency.

Formally, for a given set of input queries $Q = \{q_1, q_2, \dots, q_n\}$ and a pool of LLMs $L = \{l_1, l_2, \dots, l_k\}$, the objective is to learn a *selection* model $M_r \in \{0, 1\}^k$ (where 1 means that L_k can answer the query correctly) such that each user query $q_i \in Q$ is directed to a subset L_s with latency lower than the whole pool (i.e., $latency(L_s) < latency(L)$). Here, m_i is the i^{th} predicted label by M_r , L_i is the corresponding i^{th} LLM in L , and $latency(L_s)$ is the sum of the individual LLM latencies in L_s . L_s consists of the top- s LLMs based on the confidence scores predicted by M_r : in the best-case scenario, a query q_i is processed by a single LLM, while in the worst-case scenario, q_i is processed by all LLMs in L . We find that this

algorithm favors optimal performance, surpassing individual LLM capabilities by a significant margin. Furthermore, it achieves competitive accuracy compared to top-performing similar size LLM subsets and maintaining lower latency.

4 Methodology

4.1 LLM Sampling

4.1.1 Selection of Benchmarks and LLMs

Recent studies suggest that LLMs struggle with reasoning and mathematical tasks (Patel et al., 2021; Wu et al., 2023a). This study focuses on two challenging reasoning tasks: specifically, we use the GSM8K dataset by Cobbe et al. (2021) for mathematical reasoning and the MMLU dataset by Hendrycks et al. (2021) for natural language understanding/reasoning tasks. GSM8K consists of 8,792 diverse grade-school level math word problems (MWPs) in English, while MMLU contains 15k multiple-choice questions in English, spanning 57 subjects across STEM, humanities, social sciences, etc. The dataset statistics for all three splits are summarized in Appendix Table 4.

We have selected a *diverse* and *sparse* set of LLMs based on *explicit* and *implicit* criteria. The explicit criteria encompass performance on benchmarks, training methodologies, model specialization, and modes of operation (chat and non-chat), among others. Some of these diverse attributes are presented in the Appendix Table 5. The implicit criteria include factors such as diverse inference latencies (refer to Table 6) and prompting types (i.e., zero-shot vs. few-shot), among others. Further, we consider relatively small open-source LLMs because: (i) Experiments with these LLMs are suit-

LLM	GSM8K		MMLU	
	Train	Test	Train	Test
llama2-7b-1m	22.21	24.01	46.85	48.10
gemma-7b-1m	73.49	71.27	66.10	63.73
mistral-7b-1m	59.33	60.50	61.69	61.57
metamath-7b-1m	92.35	67.25	42.16	41.46
*gemma-7b-it	41.62	42.23	50.61	50.72
llama2-13b-chat	50.37	49.20	54.40	52.94
*mistral-7b-it	55.92	56.71	53.39	53.92

Table 1: Accuracy with majority voting (MAJ@10) for considered LLMs on GSM8K and MMLU datasets with train and test splits. All scores were calculated over 10 response generations for each LLM. * The term ‘it’ indicates instruction-tuned LLMs.

able for an academic lab setup; (ii) This aligns with the research trend towards developing LLMs suitable for small mobile devices (Abdin et al., 2024); and (iii) We hypothesize that the proposed modeling approach, which is LLM-agnostic, will work for smaller LLMs and be scalable to larger LLMs, although we leave the proof of this to future work.

Based on the recent findings about the appropriate usage of prompts (Sahoo et al., 2024) and from our own experiments, we have tailored few-shot chain-of-thought (COT) prompts for non-chat LLMs and zero-shot COT prompts for chat LLMs. More details on *LLM sampling* and *answer extraction* are available in the Appendix Section A.

4.1.2 Data Preparation for the SELECTLLM Model: SLDATA

In this study, we evaluate the performance of each LLM by generating 10 responses for each input query to ensure reliable and replicable behavior of the proposed model. We employ *Majority Voting* (Li et al., 2024) to assess whether a query is correctly answered by the LLM or not. Specifically, *Majority Voting* ($\text{MAJ}@K \in \{0, 1\}$) determines whether the most frequent answer from an LLM matches the gold answer or not. The accuracy with $\text{MAJ}@10$ across all input prompts is reported in Table 1. In the rest of this paper, we consider only those LLMs for which the answer extracted viability scores are above 90% (see more details in Appendix Section A) to ensure response reliability, resulting in 6 acceptable LLMs for the GSM8K dataset and 7 for the MMLU dataset. We prepare the training dataset for SELECTLLM by associating each input query with the LLM(s) whose majority vote answer (across 10 samples) matches the gold answer, i.e., $\text{MAJ}@10 = 1$. Formally, the target label for a query prompt $q \in Q$ is given by $\text{label}(q) = \{l \mid l \in L, \text{maj}@10(q, l) = 1\}$, where L is the set of candidate LLMs and Q is the set of question prompts from GSM8K or MMLU. We denote this dataset as SLDATA.

4.2 The Proposed SELECTLLM Algorithm

Prior research (Ding et al., 2024) indicates that easy queries are correctly solved by smaller or general-purpose LLMs, whereas complex queries necessitate the use of specialized or larger LLMs. Conversely, there are rare queries that are incorrectly responded to by large LLMs but correctly responded to by small LLMs (Nezhurina et al., 2024). Due to a lack of widely established query-to-LLM

mappings, brute-force approaches are typically employed, querying every available LLM to obtain correct answers. As language models continue to advance rapidly, resulting in a large number of LLMs, such approaches become computationally inefficient and sometimes infeasible.

To address this challenge, it is essential to explore modeling approaches to harness the capabilities of different LLMs (i.e., the ability to respond correctly to input queries) jointly and efficiently. One promising approach involves identifying and directing input queries to the most suitable subset of LLMs from the large pool. This ensures that the query is accurately addressed while maintaining lower latency compared to running inference on all LLMs in the pool. Towards this objective, we introduce the SELECTLLM algorithm, designed to select a tailored subset of LLMs, taking into account the nature of the query and enabling them to collaboratively provide correct responses efficiently. The SELECTLLM algorithm comprises two primary components: (i) A *multi-label classifier* (MLC) which is fine-tuned with SLDATA dataset, and (ii) A *selection policy*, which utilizes MLC’s prediction confidence scores (i.e., the likelihood of an LLM responding correctly to the query) to determine the suitable subset of LLMs.

Multi-label Classifier (MLC) We fine-tune the pre-trained RoBERTa model (Liu et al., 2019) using SLDATA with a multi-label classification objective. The fine-tuned model predicts a set of LLMs (i.e., LLMs’ identities) that are capable of solving the input query. Specifically, the model learns to predict the most suitable LLMs along with corresponding confidence scores C . Since the multi-label classification (MLC) model is based on an encoder-only architecture, the cost of MLC inference is negligible compared to running inference with large auto-regressive language models (Sun et al., 2019). We have achieved weighted F1 scores of 0.71 and 0.68 for the GSM8K and MMLU test datasets, respectively for MLC.

Confidence-Based Policies In this section, we discuss how the confidence scores C are utilized to select a suitable subset of LLMs L_s for each input query. C is defined as $\{c_1, c_2, \dots, c_i, \dots, c_n\}$ where c_i is the confidence scores for the i^{th} input query. Each c_i is further represented as $\{c_i^{l_1}, c_i^{l_2}, \dots, c_i^{l_j}, \dots, c_i^{l_k}\}$ where $c_i^{l_j}$ is the confidence score of the j^{th} LLM for the i^{th} query.

The performance of SELECTLLM is determined by the selection policy used. For example, a greedy policy that always selects the LLM (or set of LLMs) with the highest confidence can be suboptimal. This is because another LLM (or set of LLMs) in the pool might have higher accuracy but may not be chosen due to slightly lower confidence. Additionally, when there are two subsets with similar confidence and accuracy, it is more efficient to select the subset with lower cumulative latency. Considering these aspects, we propose the following three optimal policies:

1. **LABELLEDMAXCONF:** This policy selects the top- s LLMs (L_s) for an input query q_i based on two constraints: (i) the LLMs should be present in the MLC predictions, and (ii) Only those LLMs that have confidence scores within the top- s from c_i are considered.
2. **MAXCONF:** This is a more flexible policy than LABELLEDMAXCONF as it only takes into account the second constraint, i.e., it selects the top- s LLMs corresponding to the top- s confidence scores from c_i .
3. **WEIGHTEDMAXCONF:** This policy begins by selecting the top- s LLMs based on their high confidence scores, i.e., for a given query q_i , we denote the selected LLMs as $L_s^{q_i}$. Subsequently, we modify the frequency of answer values extracted from the responses of each selected LLM, which involves dividing the frequency of each value by the square root of the confidence score associated with the respective LLM. Finally, we collect all response values and their modified frequencies across the selected LLMs (frequencies are added for the same value). The value with the highest frequency after the modification is selected as the final response. The formal steps are presented in Algorithm 1 in Appendix E. Intuitively, dividing by the square root of the confidence score aims to mitigate biased predictions by the classifier. This adjustment ensures fairer opportunities for each selected LLM to contribute to the majority voting process.

Across all three policies, in case of a conflict where two LLMs have similar confidence, the *light-weight* LLM (i.e., with lower latency) is preferred.

5 Experimental Setup

5.1 Baseline Models

Based on recent literature, the following baseline models are included for comparison:

1. **Oracle:** The maximum performance is assumed under the premise that an oracle always selects the lowest latency subset of LLMs that generates the correct majority vote answer for each question (if possible; otherwise, the question attempt is marked as incorrect). Empirically, this is obtained by evaluating all subsets of LLMs, i.e., $(2^k - 1)$, where k is the total number of LLMs.
2. **Random:** This represents the mean performance of uniformly randomly selecting an LLM subset from all possible $(2^k - 1)$ subsets for each query. We report mean scores across 1,000 independent runs to avoid biases.
3. **All LLMs:** This baseline reports the mean accuracy of MAJ@ $(10 \times |L|)$ based on the combined pool of 10 generations from each LLM and is similar to Li et al. (2024).
4. **LLM-Blender (Jiang et al., 2023):** An ensembling framework was developed to utilize the diverse strengths of multiple open-source LLMs. Specifically, it employs PAIRRANKER, which utilizes a cross-attention-based method for pairwise comparison of different LLM responses to determine the superior one. We use the officially released model checkpoint in our setting.
5. **Top- s LLMs:** For this baseline, we consider the responses of the s top-scoring LLMs for the majority-vote. We determine the top performing models by the aggregate accuracies of each model on the test sets of corresponding datasets.

For *All LLMs*, *LLM-Blender* and *Top- s LLMs*, the latency remains constant since it necessitates inference with all LLMs to determine the performance.

5.2 Evaluation Metrics

We evaluate the performance of all models with the *accuracy* (Acc) metric using majority voting (see Section 4.1.2). Additionally, we report the *latency per query* (Lat) to estimate efficiency. The exact costs of model execution, including factors like latency, FLOPs, and energy consumption, may vary

and are influenced by factors such as prompt templates, hardware capabilities, and network connectivity, especially in LLM inference scenarios. To ensure a fair comparison, we record the inference latency of each LLM under uniform conditions using single A100 GPUs. The individual latencies for each LLM are detailed in Appendix Table 6.

6 Results and Discussion

Table 2 presents the performance results for the oracle, baselines, and the proposed SELECTLLM models across both GSM8K and MMLU datasets. We have also reported respective inference latencies to analyze the efficiency of different models. We make the following major observations.

Performance of Baselines: We evaluated four baseline models—*Random*, *All LLMs*, *LLM-Blender*, and *Top-s LLMs*—to assess the impact of ensembling LLMs. The performance of the *Random* baseline model surpasses that of several individual LLMs reported in Fig. 1, demonstrating the potential of utilizing multiple LLMs. Li et al. (2024) reports that increasing the number of LLMs in the model pool generally increases ensemble performance. Interestingly, however, selecting only the top few LLMs in our experiments performs better than including all LLMs (in *all LLMs*). Thus, the optimal number of LLMs may depend on the diversity of the model pool (i.e., individual capabilities and overall performance on benchmarks). The *Top-s LLMs* model proves to be the most effective baseline, outperforming even robust approaches such as LLM-Blender, indicating the benefit of prioritizing the best-performing LLMs. However, the latency of most baseline models is high (as they must utilize the entire model pool at inference), limiting their real-world practicality.

The Effect of Different Policies with the SELECTLLM Algorithm: It can be observed that the LABELLEDMAXCONF policy yields the lowest performance on the GSM8K dataset. This suboptimal performance may be attributed to the policy’s dependence on both the MLC predictions and confidence scores, wherein the classifier predominantly assigns the label *metamath-7b-1m*. Given that *metamath-7b-1m* is a specialized model for mathematics and 88% of the SLDATA training data is associated with this label, this reliance skews the predictions. However, this effect is minimal for the MMLU dataset, where the label distribution across LLMs is more balanced. This limitation is addressed

by the MAXCONF and WEIGHTEDMAXCONF, which relax the constraint on MLC label prediction and only operate on confidence scores. This allows models to incorporate other LLMs and push the performance, particularly for the GSM8K data. Mathematical tuning in WEIGHTEDMAXCONF allows policies to select LLMs more effectively and improve the scores. Overall, the WEIGHTEDMAXCONF policy emerged as the best performing, with a slight edge over its close competitor, the MAXCONF policy.

SELECTLLM vs. Baseline Models: The proposed SELECTLLM model, utilizing the WEIGHTEDMAXCONF policy, demonstrates superior performance compared to the *Random*, *All LLMs*, and *LLM-Blender* baselines. Additionally, SELECTLLM maintains competitive accuracy relative to the *Top-s LLMs* baseline while achieving significantly lower latency. Specifically, it reduces latency by 13% for the GSM8K dataset and by 70% for the MMLU dataset compared to all baselines (except *Random*). This substantial efficiency gain underscores the effectiveness of SELECTLLM in balancing performance and operational efficiency.

Query Awareness Analysis of SELECTLLM: With this analysis, we aim to understand how the distribution of selected LLMs changes as more LLMs are selected (with increasing values of s) in SELECTLLM algorithm. Figure 5 in the Appendix presents such distribution. For both datasets, in the top-1 and top-2 subsets, most of the queries are directed to the best-performing LLMs. However, as the subset size increases, the dominance of the top-performing models diminishes, leading to a more uniform distribution where queries are routed towards more LLMs to boost the performance. This indicates the input query awareness of the SELECTLLM model, which is adept at assigning a suitable set of LLMs for the input query.

Prediction Distribution Analysis: Appendix Figure 6 presents the distribution of the number of input queries with correct answer predictions using the top-3 individual LLMs and models with the SELECTLLM algorithm across both datasets. It can be observed (count from the right column) that the proposed model is able to correctly provide answers to input queries compared to other individual LLMs, which supports the performance gain reported in Table 2. The distribution also indicates (count from the bottom) that the proposed model utilizes the capabilities of multiple individual LLMs to extract the correct answers.

Models / Setups		GSM8K		MMLU	
		Acc (↑)	Lat (↓)	Acc (↑)	Lat (↓)
Oracle		90.52	3.24	90.46	1.75
Baseline	Random	69.49	9.65	58.20	8.27
	LLM-Blender (Jiang et al., 2023)	75.28	19.00	60.27	16.40
	All LLMs (Li et al., 2024)	76.04	19.00	60.92	16.40
	Top- s LLMs	77.48	19.00	65.75	16.40
	MLC + LABELLEDMAXCONF	75.66	14.69	65.68	4.78
SELECTLLM	MLC + MAXCONF	77.48	16.50	65.68	4.78
	MLC + WEIGHTEDMAXCONF	77.94	16.50	65.81	4.78

Table 2: Performance and latency scores for different models on GSM8K (Cobbe et al., 2021) and MMLU (Hendrycks et al., 2021) test sets. For GSM8K, $s = 4$ and for MMLU, $s = 2$ yield the best results, which are consistent with the results obtained on the validation dataset. Acc: with MAJ@ $(10xL_s)$ scores reported in percentage (%); Lat: runtime of 10 generations for a single query (in seconds); MLC: multi-label classifier; s : the number of LLMs considered.

Additionally, Figure 8 illustrates the subject-wise performance differences between SELECTLLM and the best performing individual LLM (i.e., gemma-7b-1m) for MMLU. It can be observed that the proposed model shows substantial gains in the majority of subjects, while performing slightly worse for a few of them, showing scope for improvement.

Upper-bound and Performance Gap with SELECTLLM: We measure the maximum performance achievable by SELECTLLM with the WEIGHTEDMAXCONF policy by establishing an upper-bound performance. Specifically, we compute potential subsets based on the labels predicted by the MLC for each query q_i . A query is considered solved if at least one subset yields a correct answer. The upper bound scores for GSM8K and MMLU are 78.77 and 76.20, respectively. This reveals the following insights: (1) the classifier’s performance is constrained, with weighted F1 scores of 0.71 for GSM8K and 0.68 for MMLU, due to limited training data (approximately 7K for GSM8K and 14K for MMLU), likely contributing to the performance gap between SELECTLLM and Oracle. *Therefore, augmenting the training data or improving the classifier model could enhance scores.* (2) A performance disparity between the best policy and the upper bound suggests the potential for developing better policies (specifically for MMLU). *However, since policies rely on the classifier’s confidence scores, enhancing the classifier could also bridge this gap.* We will understand this performance gap from a linguistic perspective in Section 6.1.

Ablation Studies: *Does the proposed algorithm is effective with different LLMs pool sizes (i.e., value of k)?* To investigate this question, we conduct ablation studies considering various LLM pool sizes, i.e., $k = 1, \dots, 6$, for the GSM8K dataset. We examine two extreme settings: pool with top- k and bottom- k LLMs based on individual LLM perfor-

mance. This encompasses many configurations as LLMs with similar or different performances may be present in the LLM pool. We also compare this with closet strong Top- s LLM baseline. The results are shown in the Appendix Figure 7. We observe that even with different k values across both top- k and bottom- k setups, the proposed SELECTLLM outperforms (in terms of accuracy) the Top- s LLM baseline. *This indicates that the proposed approach is LLM pool-agnostic.* Moreover, as the number of k values increases, latency becomes a factor: for larger pool sizes, the latency for SELECTLLM is much lower than for Top- s LLM. Similar results are observed with the MMLU dataset.

6.1 Interpretation of Performance Gaps

We investigate the underlying factors contributing to the performance gap between SELECTLLM and the Oracle model. To gain insights, we perform both linguistic feature-based quantitative analysis and a SHAP values-based qualitative analysis, examining four subsets of the test data (numbers are specific to the GSM8K dataset). **G1:** The set of questions correctly solved by all individual LLMs (949 questions), **G2:** The set of *additional* questions solved only by SELECTLLM and the Oracle (46 questions), **G3:** The set of *additional* questions only solved by the Oracle (168 questions) and **G4:** The set of questions that could not be solved by any LLM (125 questions).

Quantitative Analysis: We extracted 16 linguistic features specific to input questions, as proposed by Srivatsa and Kochmar (2024) for the GSM8K dataset. In Figure 3, we present the feature value distribution (bar plot) and pair-wise value differences (heatmap) across all four subsets. Major insights are: (1) The feature value distributions for G3 and G4 are notably similar, suggesting that questions only solvable by the Oracle exhibit comparable



Figure 3: Quantitative Analysis (GSM8K): Distribution of normalized linguistic feature values (left) and the pairwise absolute difference in normalized feature values between different sets (right).

Set	LLM	frequency terms	time duration units	age units	small numbers	quantifiers	ordinals	fractional values	rates and ratios	named entities	other units	groups
(G1) Solved by All	gemma-7b-it	-0.938	-0.845	-0.167	-1.0	-0.982	-0.084	-0.138	0.014	1.0	0.073	0.296
	gemma-7b-lm	-0.936	0.634	0.214	1.0	1.0	0.152	0.743	0.172	1.0	0.699	0.669
	llama2-13b-chat	-0.988	-0.706	-0.095	-0.999	-0.837	-0.038	-0.264	-0.107	1.0	0.135	0.555
	metamath-7b-lm	0.065	0.962	0.33	1.0	1.0	0.279	0.909	0.372	1.0	0.753	0.607
	mistral-7b-it	-0.993	-0.531	-0.058	-0.842	0.98	-0.023	0.195	0.049	1.0	0.364	0.519
(G2) Solved by SelectLLM	mistral-7b-lm	-0.994	-0.452	-0.009	1.0	0.857	-0.009	0.085	-0.002	1.0	0.327	0.472
	gemma-7b-it	-1.0	-0.998	-0.949	-1.0	-1.0	-0.312	-0.996	-0.607	1.0	-0.225	0.911
	gemma-7b-lm	-1.0	0.775	0.999	1.0	1.0	0.854	-0.268	0.472	1.0	0.913	0.988
	llama2-13b-chat	-1.0	-0.994	-0.068	-1.0	-1.0	0.021	-0.998	-0.717	1.0	0.081	0.977
	metamath-7b-lm	0.45	1.0	1.0	1.0	1.0	0.945	0.995	0.897	1.0	0.964	0.968
(G3) Solved by Oracle	mistral-7b-it	-1.0	-0.988	0.07	-1.0	1.0	0.34	-0.996	-0.314	1.0	0.504	0.983
	mistral-7b-lm	-1.0	-0.984	0.448	-1.0	0.989	0.322	-0.994	-0.513	1.0	0.472	0.966
	gemma-7b-it	-0.674	-0.77	-0.334	-1.0	-0.272	-0.176	0.05	-0.317	-1.0	-0.281	0.837
	gemma-7b-lm	-0.707	0.185	0.248	0.999	0.902	0.357	0.352	0.332	1.0	0.183	0.129
	llama2-13b-chat	-0.836	-0.689	-0.183	-1.0	-0.944	-0.116	-0.043	0.042	0.988	-0.241	0.12
(G4) Solved by None	metamath-7b-lm	0.102	0.818	0.466	1.0	0.999	0.599	0.52	0.367	1.0	0.475	0.196
	mistral-7b-it	-0.864	-0.635	-0.194	-1.0	-0.542	-0.027	-0.01	0.195	0.998	-0.197	0.102
	mistral-7b-lm	-0.88	-0.681	-0.189	-1.0	-0.734	-0.013	0.013	0.115	1.0	-0.166	0.09
	gemma-7b-it	-0.646	-0.684	-0.817	-1.0	-0.948	-0.279	-0.713	-0.317	-1.0	-0.192	-0.002
	gemma-7b-lm	-0.629	0.246	0.129	0.997	0.802	-0.07	-0.245	0.171	1.0	0.112	0.198

Table 3: Normalized SHAP values for the SelectLLM classifier (GSM8K) over questions from the four subsets of the Test split (see Section 6.1). Each column represents a related group of Synsets. A negative SHAP value (in red) is detrimental to the predicted solvability of corresponding questions, and a positive value (in green) is beneficial.

complexity to those not solved by any LLMs. (2) Features such as *length*, *tree depth*, *NP count*, and *argument count* emerge as influential across the different subsets, which aligns with the findings of Rabinovich et al. (2023) and Srivatsa and Kochmar (2024). A similar observation holds for the MMLU dataset. Future models should incorporate these features to address the performance gap between SelectLLM and the Oracle.

Qualitative Analysis: We extracted word-level SHAP values¹ from the SelectLLM classifier for GSM8K. After mapping key content words to WordNet (Miller, 1994) synsets, we identified synset groups most detrimental to the solvability of each LLM. Table 3 shows the corresponding SHAP values for GSM8K. See Appendix K for more details. We find that: (1) Not all synset groups affect LLMs uniformly; some are detrimental to one model but beneficial to another (e.g., *small numbers & quantifiers*). *frequency terms* (e.g., "twice", "thrice") consistently reduce solvability for most LLMs, but MetaMath remains resilient.

¹Some samples of interactive SHAP plots are hosted at <https://anonymous.4open.science/r/SelectLLM-3621>.

(2) *Gain using SelectLLM:* SelectLLM solves questions with more challenging *fractional values* and *rates and ratios* than individual LLMs. (3) *Gap between SelectLLM and Oracle:* *quantifiers*, *age units*, *other units*, and questions about *groups* like "family" or "team" relatively increase difficulty in G3 compared to G2. (4) *Solved by None:* G3/G4 rows show that unsolvable questions contain challenging *age units*, *ordinals* (e.g., "first", "third"), and *named entities*.

7 Conclusions and Future Directions

In this work, we introduce an efficient and novel LLM selection algorithm, SelectLLM, to navigate input queries to the most suitable subset of LLMs from a large pool. SelectLLM employs a multi-label classifier and confidence-based optimal policies to select a lightweight subset of LLMs. The model is evaluated on two challenging reasoning datasets and compared against several strong baseline models. SelectLLM demonstrates superior performance compared to these baseline models, achieving competitive accuracy with a similar subset size of top-performing LLMs, while main-

taining significantly lower latency. Despite the promising results, we recognize that further advancements in modeling could bring performance closer to the oracle benchmark. Our findings provide a robust foundation for future research. A potential avenue for improvement could involve integrating LLM-related and query-related features to enhance the model’s query and LLM awareness.

Limitations

One of the key limitations of the proposed SELECTLLM algorithm is the limited availability of training data for the multi-label classifier, with only 7K instances for GSM8K and 14K for MMLU. This limitation can potentially lead to biased learning. Despite several measures to address this issue, such as weighing labels to counteract label imbalance, conducting extensive optimal hyperparameter searches, experimenting with different sizes of probabilistic and LLM-based models (with RoBERTa performing the best), and obtaining the best checkpoint with the validation set, the performance remains suboptimal. The algorithm achieves a weighted F1 score of 0.71 for GSM8K and 0.68 for MMLU. Additionally, we could only extract viable answers for 83% to 95% of queries using different LLMs. For the remaining queries, the answers extracted by our algorithm may be invalid or incorrect. These invalid answers could be due to limitations in the extraction algorithm or the LLM itself, where the LLM fails to provide answers in an extractable format.

Ethics Statement

This paper introduces a novel SELECTLLM algorithm to effectively harness the power of LLMs with different capabilities. As the proposed routing models use LLMs, we must acknowledge that, independently of this research, there are certain risks that pertain to all LLMs, as such models may generate outputs that, although plausible, are factually incorrect or nonsensical. Such *hallucinations* can misguide decision-making and propagate biases, especially in critical scenarios where accuracy is vital. Without proper safeguards, widespread LLM adoption could worsen these concerns. Thus, it is essential to develop mechanisms to mitigate hallucination risks, ensuring responsible and beneficial deployment of these powerful models before adopting the proposed model.

References

- Marah Abdin, Sam Ade Jacobs, Ammar Ahmad Awan, Jyoti Aneja, Ahmed Awadallah, Hany Awadalla, Nguyen Bach, Amit Bahree, Arash Bakhtiari, Harkirat Behl, et al. 2024. Phi-3 technical report: A highly capable language model locally on your phone. *arXiv preprint arXiv:2404.14219*.
- Christopher M Bishop. 2006. *Pattern Recognition and Machine Learning*. Springer.
- Rishi Bommasani, Drew A Hudson, Ehsan Adeli, Russ Altman, Simran Arora, Sydney von Arx, Michael S Bernstein, Jeannette Bohg, Antoine Bosselut, Emma Brunskill, et al. 2021. On the opportunities and risks of foundation models. *arXiv preprint arXiv:2108.07258*.
- Tom B. Brown, Benjamin Mann, Nick Ryder, Melanie Subbiah, Jared Kaplan, Prafulla Dhariwal, Arvind Neelakantan, Pranav Shyam, Girish Sastry, Amanda Askell, Sandhini Agarwal, Ariel Herbert-Voss, Gretchen Krueger, Tom Henighan, Rewon Child, Aditya Ramesh, Daniel M. Ziegler, Jeffrey Wu, Clemens Winter, Christopher Hesse, Mark Chen, Eric Sigler, Mateusz Litwin, Scott Gray, Benjamin Chess, Jack Clark, Christopher Berner, Sam McCandlish, Alec Radford, Ilya Sutskever, and Dario Amodei. 2020. [Language Models are Few-Shot Learners](#). *Preprint*, arXiv:2005.14165.
- Yupeng Chang, Xu Wang, Jindong Wang, Yuan Wu, Linyi Yang, Kaijie Zhu, Hao Chen, Xiaoyuan Yi, Cunxiang Wang, Yidong Wang, et al. 2023. A survey on evaluation of large language models. *ACM Transactions on Intelligent Systems and Technology*.
- Karl Cobbe, Vineet Kosaraju, Mohammad Bavarian, Mark Chen, Heewoo Jun, Lukasz Kaiser, Matthias Plappert, Jerry Tworek, Jacob Hilton, Reiichiro Nakano, et al. 2021. Training verifiers to solve math word problems. *arXiv preprint arXiv:2110.14168*.
- Dujian Ding, Ankur Mallick, Chi Wang, Robert Sim, Subhabrata Mukherjee, Victor Rühle, Laks V. S. Lakshmanan, and Ahmed Hassan Awadallah. 2024. Hybrid LLM: Cost-Efficient and Quality-Aware Query Routing. In *The Twelfth International Conference on Learning Representations*.
- Dan Hendrycks, Collin Burns, Steven Basart, Andy Zou, Mantas Mazeika, Dawn Song, and Jacob Steinhardt. 2021. Measuring Massive Multitask Language Understanding. *Proceedings of the International Conference on Learning Representations (ICLR)*.
- Dongfu Jiang, Xiang Ren, and Bill Yuchen Lin. 2023. LLM-Blender: Ensembling Large Language Models with Pairwise Ranking and Generative Fusion. In *Proceedings of the 61st Annual Meeting of the Association for Computational Linguistics (Volume 1: Long Papers)*, pages 14165–14178.
- Mandar Joshi, Eunsol Choi, Daniel Weld, and Luke Zettlemoyer. 2017. TriviaQA: A Large Scale Distantly Supervised Challenge Dataset for Reading

- Comprehension. In *Proceedings of the 55th Annual Meeting of the Association for Computational Linguistics (Volume 1: Long Papers)*, pages 1601–1611, Vancouver, Canada. Association for Computational Linguistics.
- Takeshi Kojima, Shixiang Shane Gu, Machel Reid, Yutaka Matsuo, and Yusuke Iwasawa. 2022. Large language models are zero-shot reasoners. *Advances in neural information processing systems*, 35:22199–22213.
- Guohao Li, Hasan Abed Al Kader Hammoud, Hani Itani, Dmitrii Khizbullin, and Bernard Ghanem. 2023. Camel: Communicative agents for "mind" exploration of large scale language model society. *arXiv preprint arXiv:2303.17760*.
- Junyou Li, Qin Zhang, Yangbin Yu, Qiang Fu, and Deheng Ye. 2024. [More Agents Is All You Need](#). *ArXiv*, abs/2402.05120.
- Yinhan Liu, Myle Ott, Naman Goyal, Jingfei Du, Mandar Joshi, Danqi Chen, Omer Levy, Mike Lewis, Luke Zettlemoyer, and Veselin Stoyanov. 2019. [Roberta: A robustly optimized BERT pretraining approach](#). *CoRR*, abs/1907.11692.
- Yixin Liu and Pengfei Liu. 2021. SimCLS: A Simple Framework for Contrastive Learning of Abstractive Summarization. In *Proceedings of the 59th Annual Meeting of the Association for Computational Linguistics and the 11th International Joint Conference on Natural Language Processing (Volume 2: Short Papers)*, pages 1065–1072.
- George A. Miller. 1994. WordNet: A lexical database for English. In *Human Language Technology: Proceedings of a Workshop held at Plainsboro, New Jersey, March 8-11, 1994*.
- Shervin Minaee, Tomas Mikolov, Narjes Nikzad, Meysam Chenaghlu, Richard Socher, Xavier Amatriain, and Jianfeng Gao. 2024. Large language models: A survey. *arXiv preprint arXiv:2402.06196*.
- Marianna Nezhurina, Lucia Cipolina-Kun, Mehdi Cherti, and Jenia Jitsev. 2024. Alice in wonderland: Simple tasks showing complete reasoning breakdown in state-of-the-art large language models. *arXiv preprint arXiv:2406.02061*.
- Arkil Patel, Satwik Bhattamishra, and Navin Goyal. 2021. Are NLP Models really able to Solve Simple Math Word Problems? In *Proceedings of the 2021 Conference of the North American Chapter of the Association for Computational Linguistics: Human Language Technologies*, pages 2080–2094, Online. Association for Computational Linguistics.
- Ella Rabinovich, Samuel Ackerman, Orna Raz, Eitan Farchi, and Ateret Anaby-Tavor. 2023. [Predicting Question-Answering Performance of Large Language Models through Semantic Consistency](#). *Preprint*, arXiv:2311.01152.
- Sebastian Raschka. 2020. [Model Evaluation, Model Selection, and Algorithm Selection in Machine Learning](#). *Preprint*, arXiv:1811.12808.
- Mathieu Ravaut, Shafiq Joty, and Nancy Chen. 2022. SummaReranker: A Multi-Task Mixture-of-Experts Re-ranking Framework for Abstractive Summarization. In *Proceedings of the 60th Annual Meeting of the Association for Computational Linguistics (Volume 1: Long Papers)*, pages 4504–4524, Dublin, Ireland.
- Pranab Sahoo, Ayush Kumar Singh, Sriparna Saha, Vinija Jain, Samrat Mondal, and Aman Chadha. 2024. A Systematic Survey of Prompt Engineering in Large Language Models: Techniques and Applications. *arXiv preprint arXiv:2402.07927*.
- Melanie Sclar, Yejin Choi, Yulia Tsvetkov, and Alane Suhr. 2023. Quantifying Language Models’ Sensitivity to Spurious Features in Prompt Design or: How I learned to start worrying about prompt formatting. *arXiv preprint arXiv:2310.11324*.
- Tal Shnitzer, Anthony Ou, Mírian Silva, Kate Soule, Yuekai Sun, Justin Solomon, Neil Thompson, and Mikhail Yurochkin. 2023. [Large Language Model Routing with Benchmark Datasets](#). *Preprint*, arXiv:2309.15789.
- KV Aditya Srivatsa and Ekaterina Kochmar. 2024. What Makes Math Word Problems Challenging for LLMs?
- KV Aditya Srivatsa, Kaushal Kumar Maurya, and Ekaterina Kochmar. 2024. Harnessing the power of multiple minds: Lessons learned from llm routing.
- Zhiqing Sun, Zhuohan Li, Haoqing Wang, Di He, Zi Lin, and Zhihong Deng. 2019. Fast structured decoding for sequence models. *Advances in Neural Information Processing Systems*, 32.
- Derek Tam, Anisha Mascarenhas, Shiyue Zhang, Sarah Kwan, Mohit Bansal, and Colin Raffel. 2023. Evaluating the Factual Consistency of Large Language Models Through News Summarization. In *Findings of the Association for Computational Linguistics: ACL 2023*, pages 5220–5255, Toronto, Canada. Association for Computational Linguistics.
- Hongyi Wang, Felipe Maia Polo, Yuekai Sun, Souvik Kundu, Eric Xing, and Mikhail Yurochkin. 2023. Fusing Models with Complementary Expertise. *arXiv preprint arXiv:2310.01542*.
- Xuezhi Wang, Jason Wei, Dale Schuurmans, Quoc Le, Ed Chi, Sharan Narang, Aakanksha Chowdhery, and Denny Zhou. 2022. Self-consistency improves chain of thought reasoning in language models. *Advances in neural information processing systems*, 35:22199–22213.
- Jason Wei, Xuezhi Wang, Dale Schuurmans, Maarten Bosma, Fei Xia, Ed Chi, Quoc V Le, Denny Zhou,

et al. 2022. Chain-of-thought prompting elicits reasoning in large language models. *Advances in neural information processing systems*, 35:24824–24837.

Dingjun Wu, Jing Zhang, and Xinmei Huang. 2023a. Chain of Thought Prompting Elicits Knowledge Augmentation. In *Findings of the Association for Computational Linguistics: ACL 2023*, pages 6519–6534, Toronto, Canada. Association for Computational Linguistics.

Qingyun Wu, Gagan Bansal, Jieyu Zhang, Yiran Wu, Shaokun Zhang, Erkang Zhu, Beibin Li, Li Jiang, Xiaoyun Zhang, and Chi Wang. 2023b. Auto-gen: Enabling next-gen LLM applications via multi-agent conversation framework. *arXiv preprint arXiv:2308.08155*.

Wenxuan Zhang, Yue Deng, Bing Liu, Sinno Jialin Pan, and Lidong Bing. 2023. *Sentiment Analysis in the Era of Large Language Models: A Reality Check*. Preprint, arXiv:2305.15005.

A Prompting Templates and Answer Extraction

Considering diverse LLMs and benchmarks adds challenges to prompting as no single uniform prompting approach best fits all LLMs (Sclar et al., 2023). Based on the insights from recent work on the appropriate usage of prompts (Sahoo et al., 2024) and from our own experiments, we make the following observations about the prompting trends: (1) For non-chat LLMs, few-shot chain-of-thought (COT) (Wei et al., 2022) prompting works better than zero-shot (Kojima et al., 2022) across both datasets, so we use 5 few-shot random examples obtained from the development set. The few-shot prompting leads to over 95% *viable* answers (except for llama2-7b-1m LLM which has the viability score of 83%) in generated solutions, where we consider an answer to be *viable* if it is represented by a single numeric/alphabetic string that can be extracted from the generated solution to compare with the reference answer. At the same time, a *viable* answer can be correct or incorrect. Viability is estimated using an automated script and is verified by manual inspection. (2) For chat LLMs, few-shot COT distracts the generator, which leads to unexpected outputs, so the zero-shot COT works best. To ensure correctness, we utilize different models’ chat templates from HuggingFace.² The viability of answer extraction for chat models is ~92%. Examples of zero-shot and few-shot prompting are presented in Appendix Figure 4.

The adapted prompting approaches used in our LLM queries are designed to instruct LLMs to specify that their final answers should be provided at the very end of each of their responses. We thus use a simple answer extraction policy of selecting the last mentioned numerical value (for GSM8K) and multiple-choice option (for MMLU) from the generated responses. Figure 4 in the Appendix shows a sample generation example. Responses failing to include any final answer are considered invalid (‘INVALID’) and counted as incorrect responses. For MMLU, we evaluate the extracted options directly against the annotated correct answers (‘A’, ‘B’, ‘C’, and ‘D’) from the dataset. For GSM8K, questions where the absolute difference between the ground truth and predicted numerical answers is less than $\epsilon = 0.1$ are evaluated as solved correctly. This threshold was set to accommodate instances

²https://huggingface.co/docs/transformers/en/chat_templating

Split	GSM8K	MMLU
Train	6,816	13,757
Validation	359	285
Test	1,319	1,530

Table 4: Statistics on the datasets: For the MMLU dataset, we have swapped the officially released training and test splits to achieve a similar distribution as the GSM8K dataset.

LLMs	Chat?	Spec?	#params
llama2-7b	×	×	7B
llama2-13b-chat	✓	×	13B
mistral-7b	×	×	7B
mistral-7b-it	✓	×	7B
gemma-7b	×	×	7B
gemma-7b-it	✓	×	7B
metamath-7b	×	✓	7B

Table 5: List of diverse LLMs selected for this study. Spec: Specialized LLM

LLM	Prompt Type	GSM8K (prompt/sec)	MMLU (prompt/sec)
Few-shot COT	llama2-7b	4.21	2.30
	gemma-7b	7.10	3.00
	mistral-7b	3.70	1.10
	metamath-7b	4.70	2.40
Zero-shot COT	gemma-7b-it	0.70	1.00
	llama2-13b-chat	1.80	4.80
	mistral-7b-it	3.70	1.80

Table 6: Runtime statistics on various LLMs over 10 generations for each input query. The timings are recorded using a single A100 GPU. ‘sec’ denotes seconds, and COT denotes Chain-of-thought. For few-shot COT, we have considered 5 random examples from the development set.

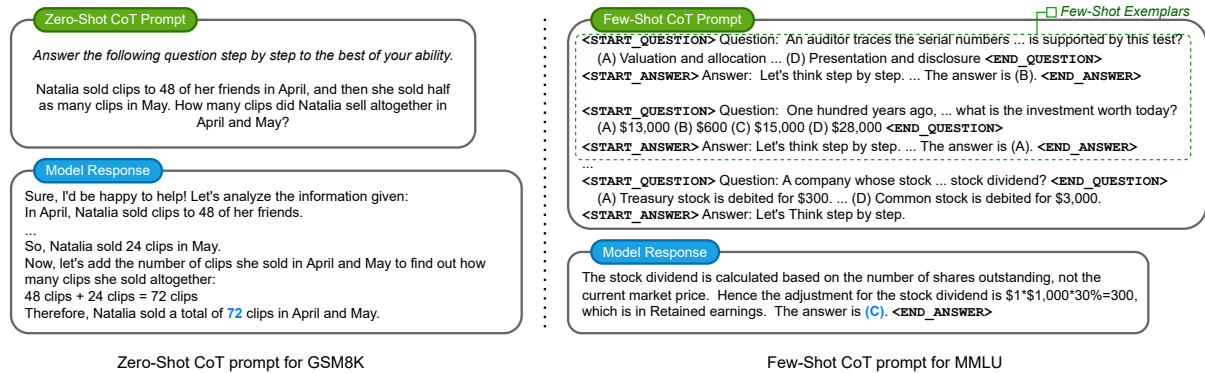


Figure 4: Sample GSM8K zero-shot COT prompt for a chat (or instruction-tuned) LLMs, and MMLU few-shot COT prompt for non-chat LLMs.

where model-generated real-valued answers differ slightly from the expected answers, e.g., due to rounding errors.

B Data Statistics and Selected LLMs

The statistics of the dataset and the list of considered diverse LLMs are presented in Table 4 and 5, respectively.

C LLM Latency Estimation

Runtime statistics of various LLMs are presented in Table 6.

D Sample Prompts

Prompting examples of few-shot COT and zero-shot COT are illustrated in Figure 4.

E SELECTLLM Inference Algorithm

Refer to the Algorithm 1.

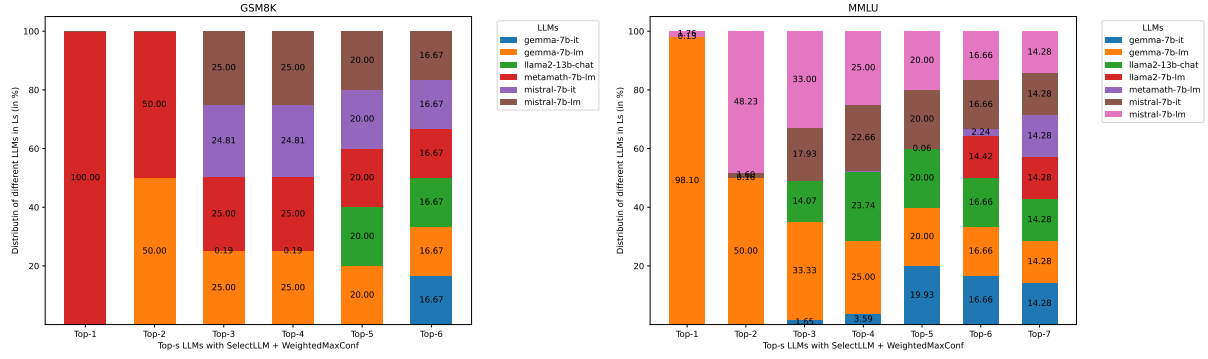


Figure 5: The distribution of different LLMs in the predicted subset of LLMs with SELECTLLM algorithm for both GSM8K (top) and MMLU (bottom) datasets.

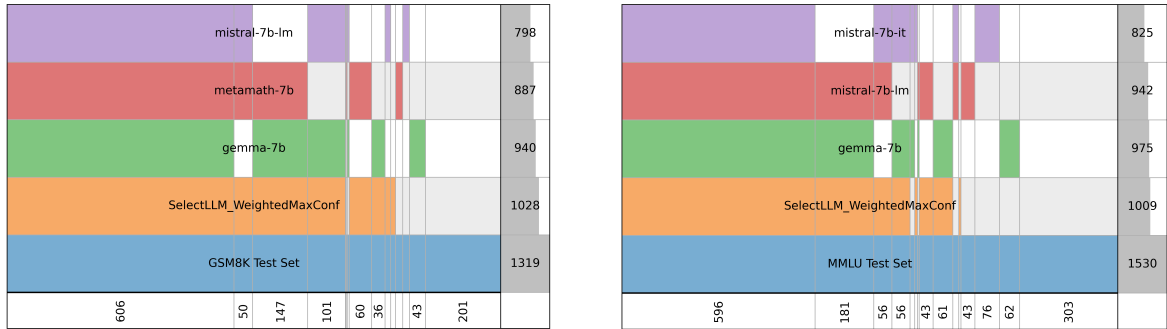


Figure 6: Distribution of the top-3 individual LLMs and proposed model responses to input queries for the test split of the GSM8K (left) and MMLU (right) datasets. The count in the rightmost column of each figure indicates the number of queries whose responses have been correctly answered by each LLM or the proposed model. The counts at the bottom denote the number of queries that have correct answers from one or more LLMs or the proposed model.

F Distribution of Different LLMs in Top- s Subset Selected with SELECTLLM

The details are shown in Figure 5.

G Query Response Distribution with Different Models

The details are presented in Figure 6.

H Implementation Details

Querying LLMs We use the vLLM³ package to query LLMs. All models were queried with a temperature of 0.8 and a max token length of 2000. Each question prompt was queried 10 times with different initialization seeds. We used a single NVIDIA A100 GPU for all runs. Querying each dataset once took approximately 1-2 hours.

MLC Training We use the HuggingFace⁴ library for loading and tuning all pre-trained Transformer

³<https://github.com/vllm-project/vllm>

⁴<https://huggingface.co/>

encoders in our experiments. Each model was trained for 10 epochs, with an initial learning rate of $1e-6$, a warmup ratio of 0.1, and class-balanced CrossEntropy loss. The training checkpoint with the lowest validation loss was selected for inference.

I Ablation Studies

The details are presented in Figure 7.

J Importance of Domain: A Case Study with MMLU

The MMLU dataset comprises 57 subjects. In this analysis, we evaluate the performance of the proposed SELECTLLM algorithm using the WEIGHTEDMAXCONF policy, employing the best-performing individual LLM (gemma-7b-lm) on a subject-wise basis. Figure 8 illustrates that while the proposed model’s performance may be subpar for a few subjects, it demonstrates high performance for a significant portion of the subjects, indicating the effectiveness of the proposed model in general.

Algorithm 1 SELECTLLM Inference Algorithm with WEIGHTEDMAXCONF Policy

Require: Queries \mathcal{Q} , LLMs \mathcal{L} , SLDATA $(\mathcal{X}, \mathcal{Y}) \in \mathcal{D}$, pre-trained model \mathcal{M}_θ with parameters θ

- 1: Fine-tune the model: $\mathcal{M}_{\hat{\theta}} = \arg \min_{\theta} \sum_{(x_i, y_i) \in (\mathcal{X}, \mathcal{Y})} \text{Loss}(\mathcal{M}_\theta(x_i), y_i)$ ▷ Fine-tuning \mathcal{M}_θ with \mathcal{D}
 - 2: **for** each query q_i in \mathcal{Q} **do**
 - 3: Perform inference: $q_i^{\text{logits}}, q_i^{\text{labels}} = \mathcal{M}_{\hat{\theta}}(q_i)$ ▷ Using fine-tuned model $\mathcal{M}_{\hat{\theta}}$
 - 4: Calculate confidence scores: $c_i = \sigma(q_i^{\text{logits}})$ ▷ σ is the sigmoid activation function
 - 5: Select top- s confidence scores: $c_i^{(s)} = \max(c_i, s)$ and associated LLMs: $L_s = L(c_i^{(s)})$
 - 6: Initialize an empty set for answer set $A_i \leftarrow \phi$
 - 7: **for** each l_j in L_s **do**
 - 8: Generate 10 responses: $a_i^{10} = l_j(q_i)$ ▷ Generate 10 responses with LLM l_j
 - 9: Find answer frequency $a_i^f = \{a_i^k : \text{countof}(a_i^k) / \sqrt{c_i^{(s)j}} \mid \text{for } a_i^k \text{ in unique}(a_i^{10})\}$
 - 10: $A_i \leftarrow A_i \cup a_i^f$
 - 11: **end for**
 - 12: Return most frequent answer in A_i
 - 13: **end for**
-

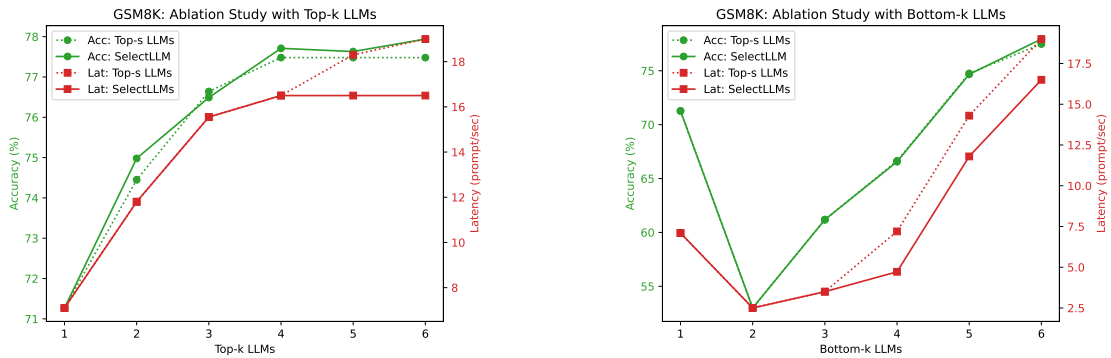


Figure 7: Ablation studies with top- k and bottom- k LLMs for GSM8K dataset (left). Similar observations are made on the MMLU dataset (right). For each LLM set, we have considered the values with an optimal s for which the top- s value is the highest.

K SHAP Analysis

In this section, we provide the details of the SHAP-values-based qualitative analysis discussed in Section 6.1.

Extracting Shapley Values We first extract token-level Shapley values for the input question text to the fine-tuned MLC classifiers for each LLM using the PartitionExplainer module of the SHAP library⁵. The token-level SHAP values are then summed according to word boundaries to get word-level SHAP values. This is a valid operation as SHAP values are additive in nature.

Synset Mapping In order to interpret the impact of different semantic word categories on the predicted solvability of questions, we map all viable words to their corresponding synsets using NLTK’s WordNet module⁶. In this process, all instances of

a word are recorded as instances of its respective synset. Next, we merge entries for synsets that represent less than 0.3% (decided by observation) of the total number of tokens with their hypernyms. This helps reduce sparsity in the synsets to review. The mean SHAP values for each synset are then calculated across the test set of the datasets.

Synset Grouping Based on the top 15 most detrimental synsets for each LLM in each of the four sets (i.e., having the lowest non-positive average SHAP values), we manually identify groups of related and recurring synsets. The groups for GSM8K, as presented in Table 3, are as follows:

- **frequency terms:**
 Synset('twice.r.01'),
 Synset('thrice.r.01'),
 Synset('times.n.01'), etc.
- **time duration units:**
 Synset('hours.n.01'),
 Synset('day.n.01'),

⁵<https://shap.readthedocs.io/en/latest/>
⁶<https://www.nltk.org/>

Synset('week.n.01'),
 Synset('time_unit.n.01'),
 Synset('time_period.n.01'), etc.

- **age units:** Though similar to time-units, these synsets correspond specifically to instances where the age of an entity is being described. These include: Synset('age.n.01'), Synset('year.n.01'), Synset('time_of_life.n.01'), etc.

- **small numbers:** Though some small integers and numbers possess their own individual synsets, we identify and filter all instances of small numbers (≤ 100) (in numerical and word form) before synset matching and group them as small numbers.

- **quantifiers:**
 Synset('every.s.01'),
 Synset('many.a.01'),
 Synset('more.a.01'),
 Synset('less.a.01'), etc.

- **ordinals:**
 Synset('first.a.01'),
 Synset('second.s.01'),
 Synset('third.s.01'), etc.

- **fractional values:**
 Synset('common_fraction.n.01').

- **rates and ratios:**
 Synset('rate.n.01'),
 Synset('ratio.n.01'),
 Synset('proportion.n.01'),
 Synset('magnitude_relation.n.01'),
 etc.

- **named entities:** As WordNet does not record proper-nouns or named-entities like persons, organizations, locations, dates, and times, we identify such words before synset matching and designate them a separate group.

- **other units:**
 Synset('monetary_unit.n.01'),
 Synset('linear_unit.n.01'),
 Synset('work_unit.n.01'),
 Synset('area_unit.n.01'),
 Synset('definite_quantity.n.01'),
 etc.



Figure 8: Subject-wise relative accuracy gain by SELECTLLM with WEIGHTEDMAXCONF policy over the performance of the best-performing individual LLM (gemma-7b-1m).

- **groups:**
 Synset('family.n.01'),
 Synset('team.n.01'),
 Synset('unit.n.03'), etc.