

CatalogBank: A Structured and Interoperable Catalog Dataset with a Semi-Automatic Annotation Tool (DocumentLabeler) for Engineering System Design

Hasan Sinan Bank*
sinan.bank@colostate.edu
Colorado State University
Fort Collins, Colorado, USA

Daniel R. Herber
daniel.herber@colostate.edu
Colorado State University
Fort Collins, Colorado, USA

ABSTRACT

In the realm of document engineering and Natural Language Processing (NLP), the integration of digitally born catalogs into product design processes presents a novel avenue for enhancing information extraction and interoperability. This paper introduces CatalogBank, a dataset developed to bridge the gap between textual descriptions and other data modalities related to engineering design catalogs. We utilized existing information extraction methodologies to extract product information from PDF-based catalogs to use in downstream tasks to generate a baseline metric. Our approach not only supports the potential automation of design workflows but also overcomes the limitations of manual data entry and non-standard metadata structures that have historically impeded the seamless integration of textual and other data modalities. Through the use of DocumentLabeler, an open-source annotation tool adapted for our dataset, we demonstrated the potential of CatalogBank in supporting diverse document-based tasks such as layout analysis and knowledge extraction. Our findings suggest that CatalogBank can contribute to document engineering and NLP by providing a robust dataset for training models capable of understanding and processing complex document formats with relatively less effort using the semi-automated annotation tool DocumentLabeler.

CCS CONCEPTS

• **Computing methodologies** → **Natural language processing; Machine learning approaches**; • **Software and its engineering** → **Software notations and tools**; • **Information systems** → **Data management systems**.

KEYWORDS

Document Engineering, Annotation, Information extraction, Document dataset

1 INTRODUCTION

In the last decade, artificial intelligence (AI) has seen remarkable growth, starting from significant milestones such as the introduction of AlexNet in 2012 for image processing challenges [20] and the advent of transformers in 2017 to address text and natural language processing tasks [45]. These pivotal moments, while propelling AI forward, have also unveiled an array of technical debts and challenges, notably in data collection and preparation [37]. This pivotal observation underscores a fundamental aspect of AI's evolution: the intricate balance between the innovation's requirements and

the complexities it harbors.

The success of AI and machine learning initiatives is deeply rooted in their ability to harness vast datasets, necessitating considerable investment in data labeling across diverse modalities, such as text, images, and others, tailored to the demands of specific downstream tasks. This requirement accentuates an inherent challenge: as AI solutions evolve to address more complex and varied tasks, the intricacies of managing and integrating these diverse data modalities escalate. The leap from addressing technical debts to mastering the nuances of multimodal data underscores the need for advanced methodologies and tools that are capable of navigating this multifaceted landscape effectively.

Despite longstanding theories that language is a fundamental aspect of consciousness [38] and discussions on its limits of perception [49], applications of natural language in Computer Science before the era of GPTs were less sophisticated [30]. Researchers in academia and industry have recognized the impact and capabilities of these technologies [7, 9], and they have started to integrate this technique across a broad spectrum of problems, enhancing their approach to incorporating various data modalities.

Naturally, from that perspective, the integration of NLP techniques—especially transformers—with document engineering has emerged as a pivotal field for advancing the capabilities of automated document analysis. In this regard, particularly in the realm of design engineering, there is great promise because of the potential metadata that engineering documents possess to interconnect the written specifications for function, behavior, and structure [12] to the design of the system and the realization based on its physical features (e.g., geometry and material). As a starting point, this paper introduces DocumentLabeler, a semiautomatic multi-modal data annotation tool specifically crafted to bridge the gap between textual data and product information within engineering documents. To leverage digitally born catalogs in the Portable Document Format (PDF), we take advantage of open-source tools, models, and AI frameworks to extract product information. This approach not only enhances traditional data labeling but also addresses the critical limitations associated with manually entered repositories and the interoperability of metadata for further design software integration. We categorize our contributions in twofold. First, we present part of the CatalogBank dataset, emphasizing its creation from digitally born catalogs. Second, we introduce an open-source tool for multi-modal labeling and discuss the broader implications of the dataset for the document engineering domain using open-source libraries and frameworks (e.g., PyTorch) as the application of baseline models for efficient information extraction. We envision that this tool will not only support various downstream tasks, contributing to

*Corresponding author

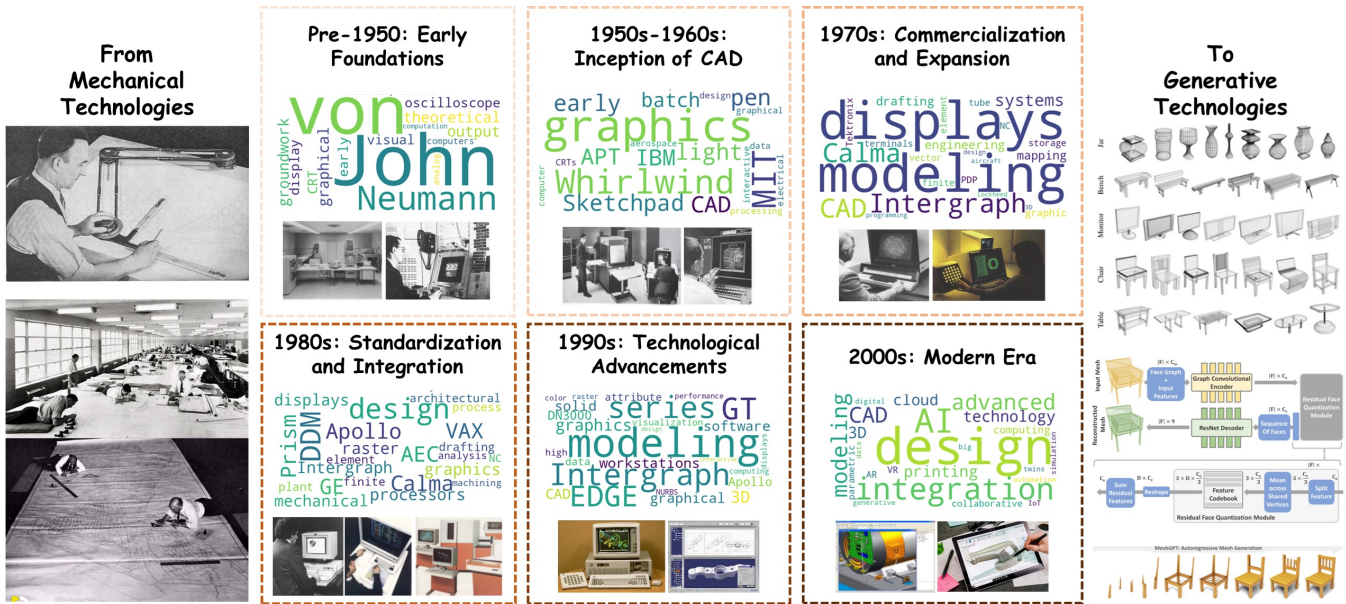


Figure 1: Evolution of engineering design from mechanical to generative tools [27, 40, 46].

the advancement of document engineering, but also serve as a comprehensive resource for researchers and practitioners alike. This endeavor aims to foster the development of more sophisticated and efficient tools for document analysis, thereby enriching the design engineering domain and beyond.

1.1 Background

The design process in engineering has evolved significantly over the decades. Initially, engineers relied predominantly on mechanical tools, progressing to electro-mechanical instruments, and eventually embracing digital tools with the rise of computers and specialized software, as shown in Fig. 1 [46]. Each technological leap has enabled more precise and efficient design workflows while requiring certain cognitive effort. However, the state-of-the-art approaches aim to offer a way to reduce this cognitive workload for the design of complex systems, potentially allowing engineers to explore broader and deeper aspects of design space while enhancing the efficiency of the process [6].

As the engineering design process evolves, future advancements will increasingly rely on computational power to generate solutions. This progress depends heavily on a comprehensive understanding of interdisciplinary concepts and the ability to synthesize them into practical applications [28]. As a result, the impact of these advanced computational techniques on engineering highlights the need for comprehensive multimodal datasets to support advanced data-driven computational methods [31, 32].

Despite progress in developing geometry-based datasets [19, 48], the lack of large, structured, and multimodal datasets continues to hinder the generalizability and performance of deep learning models in engineering design. Textual information, in particular, is one of the essential facets for bridging this gap. As noted in various studies, textual data extracted from large corpus (e.g., Wikipedia)

provides the semantic context needed for effective knowledge representation and automation. For example, Cheong et al. [5] implemented natural language processing techniques, including syntactic parsing, lexical knowledge bases, and extraction rules, to automatically extract system structure knowledge (e.g., objects’ function) from text and compared their results against repositories with manually entered information, such as [42] and [3]. Cheong et al. highlighted that the repositories with manually entered information have a limitation in terms of scalability. Other research studies on natural language processing, such as WordNet [25], ConceptNet [41], BLine [39], and TechNet [35], focus on successfully forming a semantic network and design representation without incorporating the spatial information like 2D or 3D geometry for design, planning, or manufacturing purposes [34].

From this point, one of the ideas to consider is the utilization of knowledge extraction methods to combine the spatial information (image, 3D geometry, 2D technical drawing, etc.) of an object and relevant information related to this object from external references. However, there is a lack of ground truth for generating knowledge from a scalable external reference and injecting extracted knowledge to the point where it makes sense to use with spatial information for its designed purpose.

Similar to [5]—in terms of targeting textual information—Williams [47] aims to collect the attribute- and form-based information with the associated geometry data from the web. However, their approach is specific to the vendor’s page layout and is not generalizable enough to translate to other vendors. Although there are a plethora of libraries and web platforms, such as BeautifulSoup, Selenium, and browse.ai, for web scraping, the main issue is the complexity of dynamic web pages (e.g., JavaScript-based) or using third-party services that website owners employ to prevent data mining. Even workarounds such as those using sitemap files (e.g., XML, .xsm, etc.) from robot.txt of the web pages, utilization of

residential IP proxies or UI-based automation tools (e.g., Autokey, Autohotkey, Autoit, etc.) still complicate the potential for generalizing the method to extract information from the web.

As we can see from the literature, significant efforts have been made to improve the modality, quality, and quantity of engineering design datasets, much work remains to be done to address the limitations of existing ones. The integration of new tools, such as DocumentLabeler, with the standards (e.g., ISO 10303) will be beneficial for advancing the use of other modalities with the geometry in engineering system design and new approaches to knowledge extraction and natural language processing will be essential for realizing the full potential of these tools.

2 THE DESCRIPTION OF THE CATALOGBANK DATASET AND DOCUMENTLABELER

In this section, we elaborate on the details of the presented dataset architecture and provide more information regarding the document part of the dataset and supplementary information of this paper. We outline the essential components of the presented dataset for enabling multimodality, including the appropriate size, accurate baseline data, variable data structure, and scalability. An adequate number of data is required for statistical significance, whereas inaccurate data can result in an improperly trained model. The sampling of data and translation must not lead to additional errors, and the dataset should be well-documented with the necessary scripts to facilitate data filtering and wrangling. Furthermore, the dataset should contain different types of data from various categories to ensure data heterogeneity, and each type should have sufficient existing data distribution to prevent bias in any trained model.

2.1 Document Dataset: CatalogBank

When we look into the standard design workflow of a design engineer, we see the utilization of catalog-like web pages or tools by design engineers to extract product information and geometric models from conceptual design to the end of the design process. Therefore, we developed the idea of utilizing digitally born catalogs in native Portable Document Format (PDF) [11] to extract product information using NLP techniques. Here, we consider the digitally born document as created in a word processor or vector-based design software (e.g., CorelDraw, Inkscape, Adobe Illustrator, etc.) and stored as a PDF consisting of the document’s information as metadata (e.g., by image and character, etc.) that does not need an additional process for Optical Character Recognition (OCR) to extract the characters or image of the document. In document engineering, there have been new datasets as well as the utilization of new techniques for layout analysis and knowledge extraction, such as the analysis of document layout (e.g., LayoutLM [50]), information extraction from tables (e.g., TableBank [21], DeepDeSRT [36], TaPas [14]), Rethinking Table [29]), and information extraction from documents (e.g., Donut [17])—or material safety data sheets (MSDS) [10].

The techniques presented in these research studies heavily rely on the datasets’ domain –or the similarities of the layout between the dataset and the target applications of the documents. Some of these well-known datasets or corpora include Wikipedia [8], PubLayNet[53], FUNSD[16], XFUND[51], DocBank[22], and SROIE

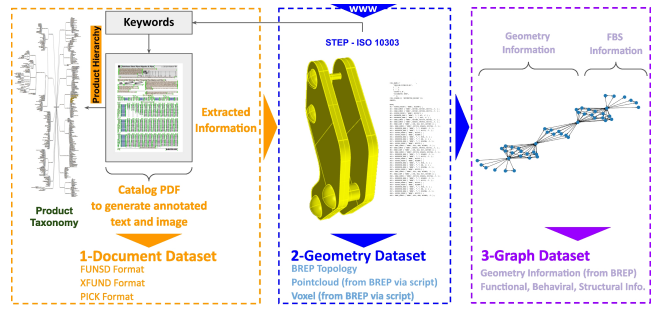


Figure 2: A sample for presenting the overall view of the complete CatalogBank dataset from McMaster Carr v125.

[15], among others.

The deep learning models that needed to be trained standardized their data input based on some of these dataset’s format. In the case of the dissimilarity between the trained and target document, these aforementioned models needed to be fine-tuned or re-trained with documents similar to the target document. For example, in a lot of cases the people who are developing the models are using databases from public journals. That approach gives the ability for the model to learn similar layouts and the information within it. However, catalogs are not exactly the same as these documents. Therefore, a new dataset based on the information from the engineering catalogs would be beneficial.

Given the limited research of knowledge extraction to combine the design geometries to their specifications and the progress made in the NLP domain (especially in document engineering), we propose a new dataset called CatalogBank that state-of-the-art algorithms can utilize to combine NLP and other advanced geometry algorithms. By using digitally born versions, we were able to generate an image and annotate every minutiae of the data existing from a native PDF catalog to overlay the information on the image for multimodality in further processes. We can also test our dataset with different baseline algorithms to appreciate the usefulness of the dataset for different document-based downstream tasks. We have included images in our dataset to enable testing of document engineering methods in a way and presented a sample with the architecture from McMaster Carr v125 in Fig. 2. With the provided software solution DocumentLabeler and the scripts in this paper’s GitHub repositories [1], [2], and work-in-progress ones, we created thousands of parts with their functional and physical properties incorporated into a graph structure and taxonomy with hundreds of categories with a total of millions of features from various vendors for domains to cover the whole CatalogBank dataset (Fig.2). While we are continuously growing the content of CatalogBank, as presented for this paper, one can find a total of 11,984 pages from the catalogs (Misumi, Newark, Thorlabs, McMaster-Carr, 8020, and Grainger as shown in Fig. 4). By using the information in a standard catalog, we ensured that the generated data is not relying on non-standardized or informal expertise (e.g., "Wisdom of the Crowds" [4]) or opinions, the information rather relies on standard engineering data. We provide the details of one of the catalogs as a brief summary in Table 1.

Table 1: The partial content of the dataset CatalogBank from Thorlabs v21

Vendor	Document	Products/CAD Images	Graph
Thorlabs v21	1,803 pgs	29,329/24,096	361,440 24,096

2.2 Annotation Tool: DocumentLabeler

Since 2015, ACM DocEng has published approximately 282 publications, comprising 176 short papers and 106 research articles, that illuminate the forefront of challenges and solutions in document engineering. Among these, as per ACM’s search results, 118 publications delve into artificial intelligence, covering both machine learning and deep learning methodologies. It is observed that many authors have harnessed their unique tools for similar analytical tasks as those explored by peers, integrating their findings directly into a specific software solution while using well-known libraries or generic frameworks. Transitioning from these broader contributions, our own investigation specifically into the realm of data labeling for design engineering problems uncovered a notable gap: the lack of a multimodal data labeling tool that is both open-source and features an open architecture conducive to adaptation across various frameworks. This gap points to an essential requirement—a platform that not only supports an open architecture, allowing users to author their own code or import an existing one, but is fundamentally open-source. Despite various attempts to address the needs of either single or multiple data modalities, this critical criterion of openness remains unfulfilled. Bridging this gap, we identified existing data annotation tools, such as Doccano [26], Prodigy, Supervisely, SageMaker Ground Truth, and UBAI, which encounter difficulties in providing a free, offline, open-source, and open-architectural solution for multimodal documents, such as those containing both images and text to combine with other data modalities. Recognizing the demand for a software tool that is not only free of charge but also community-driven and privacy-focused, we leveraged PPOCRLabel (based on LabelMe [33] and Labelling [44]) as a foundation. We have enhanced its functionality to improve user experience through features like multi-text manipulation, including a Python console to interact with the tool programmatically

during run-time, multi-object deletion, labeling, and merging. We have updated the language of the user interface. Additionally, we have improved its connectivity with other tools, ensuring better compatibility with standard NLP libraries and interfaces to different machine learning frameworks, such as PyTorch, as opposed to PaddleOCR based on Baidu’s PaddlePaddle. This enhanced tool is introduced under a new name: DocumentLabeler, as shown in Fig. 3.

We illustrate a process flow for transforming a PDF catalog into a labeled dataset for machine learning: converting the catalog into images, importing these images into a data system, cleaning up the data through both manual and automated means, and finally, annotating the data with labels for training an ML model. This systematic approach is designed to ensure that the dataset is accurate and structured for effective machine learning utilization.

Pre-process Documents: To ensure generality, we converted a digitally-born document to an image to form the ground truth dataset, as shown in Fig 4.

One of the potential issues with generated image-based catalogs is




Figure 4: a) Digitally-born Catalogs in PDF and b) after pre-processing (Peruse of Step 0 from Fig. 3) from well-known vendors such as Misumi, Newark, Thorlabs, McMaster-Carr, 8020, and Grainger, respectively.

the design complexities of documents, such as color contrast, the distance between shapes and text, and other design factors during OCR. To avoid this issue, it is generally recommended to use a simple preprocessing workflow that involves resizing, binarization, and Otsu’s thresholding for these generated images whenever necessary. These steps will clear the background based on the histogram of the image and result in the best value of the threshold to separate dark and light regions of the image. Furthermore, there are research studies [24] and competitions [23] that aim to find the best combination of preprocessing operations with traditional algorithms and neural network-based methods. effective in the case of complicated catalog backgrounds. However, in our dataset, we did not need to do these additional steps other than resizing and text filtering via regex due to the existing character and image of the digitally born catalogs’ data and relatively limited complexity of the pages, as shown in the Fig. 4 and shared pre-process scripts on GitHub repository [1].

Import/ Open or Export Documents: There are many dataset formats that have become de-facto standards in document analysis and engineering. Therefore, in DocumentLabeler, we have included

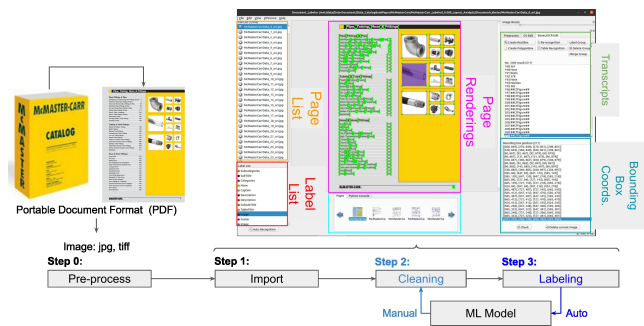


Figure 3: The details of document annotation and information extraction workflow Document Dataset (ML Model: PICK [52] or others).

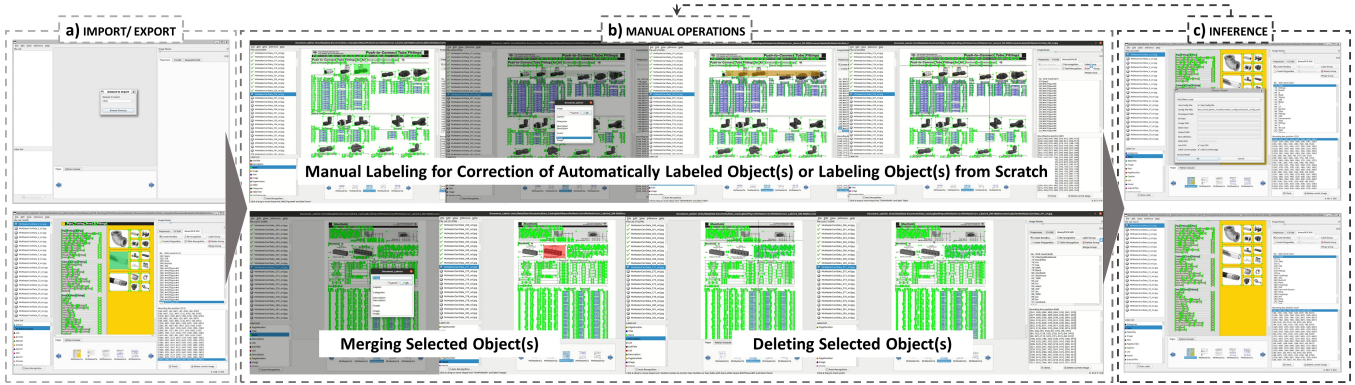


Figure 5: a) Importing Data, b) Manual Operations (Labeling, Merging, or Deleting), and c) Inference on Selected Model

four different dataset formats for importing data: PICK, DocBank, XFUND, and FUNSD. Consequently, researchers accustomed to these dataset structures can directly import their documents into DocumentLabeler for further processing via File > Import and similarly, the user can export their work to the target format via File > Export, as shown in Fig 5a.

Clean Imported or Opened Documents: In a lot of cases, the data that is imported is not yet labeled, or the bounding boxes that represent the token groups might not be correctly identified. Therefore, a manual cleaning process might be necessary to merge the character-based bounding boxes to form the word-based ones or grouping the bounding box objects from word to sentence or paragraphs or captions and images into a single object, as shown in Fig. 5b. This step would be necessary in the case of potential errors or requirements in the pre-process scripts or the target machine learning model.

Labeling of the Documents: After proper cleaning of the document, one can run existing labeling models integrated into the software or manually label the documents. Our UI and short-cut enhancements with the manual labeling step shorten the manual labeling cycle from 30 minutes to a few minutes per page without any automation. In the event of automatic labeling, we can always utilize the tools that are developed for manual cleaning and labeling for the correction of errors during the auto-labeling process, as shown in Fig. 5c.

The use of the DocumentLabeler does not require an internet connection. Therefore, the labeling can be accomplished on the premises while ensuring data privacy and security.

3 SOME EXPERIMENTS WITH DOCUMENTLABELER AND CATALOGBANK

We utilized a baseline algorithm to showcase the versatility of the CatalogBank’s document dataset and DocumentLabeler. For document-related tasks as part of layout analysis and information extraction, we implemented PICK (Processing Key Information Extraction from Documents using Improved Graph Learning-Convolutional Networks) [52] as a baseline model on both the DocBank and CatalogBank datasets. Each dataset was trained for a full page and selected number of tokens. We adopted the PICK framework as the baseline of our experimental

setup. Our decision was motivated by PICK’s demonstrated proficiency in extracting information from complex document layouts through a synergistic combination of transformers, graph learning, and convolution operations [15].

In Fig. 6, we provide the architecture of the method, which incorporates an encoder, graph module, and decoder. The PICK framework’s architecture is characterized by node embeddings with in the l -th graph convolution layer, where α^l signifies the embeddings of relationships and H^l delineates the concealed characteristics shared amongst the nodes v_i and v_j in that particular layer. The matrix A serves as a pliable adjacency matrix. The symbols N , T , and D_{model} represent the count of sentence segments, the upper limit of sentence length, and the scale of the model’s dimensions, respectively. Additionally, \oplus is used to indicate an element-wise summation.

The models are trained from scratch using Adam [18] as the optimizer to simultaneously minimize CRF (Conditional Random Field) and graph learning losses, and the batch size is 12 during the training of the model. The learning rate is set to 10^{-4} over the whole training, with a step decay by a factor of 0.1 every 30 epochs. We use dropout with a ratio of 0.1 on both BiLSTM and the Transformer. The model is trained for 100 epochs (CatalogBank) with approximately 3 minutes per epoch and 60 epochs (DocBank) with approximately 245 minutes per epoch. Early stopping is employed with patience of 20 epochs for CatalogBank and 5 epochs for DocBank, stopping training if the monitored metric does not improve within

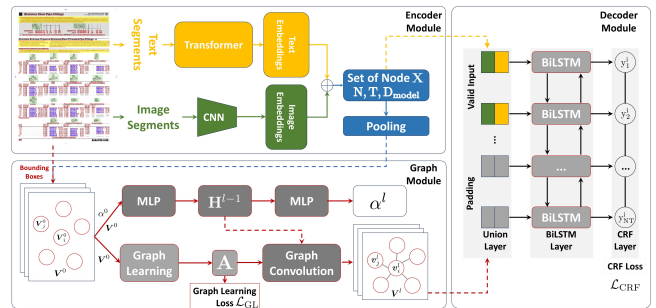


Figure 6: The architecture of PICK [52]

Table 2: Performance Metrics of PICK on DocBank and CatalogBank Datasets during training for layout analysis

	mEP	mER	mEF	mEA
DocBank	0.91	0.91	0.91	0.91
CatalogBank	0.99	0.99	0.99	0.99

these periods. At the inference phase, the model directly predicts every text segment that belongs to the most probable entity type. The reader can find these details in each trained model’s log and config files [2].

The initial dataset of CatalogBank (McMasterCarr v125 catalog) to train PICK is annotated manually for the first 500 pages out of 3,378. DocumentLabeler’s UI and associated modifications and shortcuts were quite effective in this regard. On the other hand, the DocBank dataset (approx. 500,000 pages) is already annotated as presented in [22]. During our training and validation, we utilized a wrapper of a custom dataset class for PyTorch (`torch.util Dataset`) with a 4:1 ratio (400 pages of training and 100 pages for validation). For inference (testing), the rest of the document can be utilized from McMaster Carr’s 2,878 pages or the rest of the shuffled CatalogBank dataset to test the generality of the inference. The same training and validation ratio is applied for the training of the DocBank-based model (4:1 of 10,000 pages). We also provide an alternative approach in our GitHub repository where we shuffle the overall dataset and train the model with the same hyperparameters, number of pages, and train-to-validation ratio.

Total training for the CatalogBank data was completed in 100 epochs in approximately 315 minutes using a custom-designed workstation¹ for AMD Graphical Processing Units. Vectorcraft equipped with AMD Threadripper 3955X, 256GB of RAM, and 7 AMD Instinct GPUs totaling 112 GB of vRAM on Ubuntu 20.04 Focal in a Docker container with ROCm 4.0.1, Python 3.8, and PyTorch 1.8, trained the full page (roughly between 700 and 1000 objects per page) for 500 pages with 6 GPUs. The associated training times are depicted in detailed log files of training are available on the GitHub repository [2]. The same system (with 7 GPU) was utilized for 10,000 pages over 60 epochs, taking 14,818 minutes (apx. 10.3 days). The results are also provided in Table 2 and a sample structure of a catalog page with the total number of label occurrences in Fig. 6.

Similar to [13]—and consistent with [52]—, to evaluate the efficacy of our experiments with the PICK framework on the CatalogBank dataset, we employed several key metrics: Mean Entity Precision (mEP), Mean Entity Recall (mER), Mean Entity F-1 Score (mEF), and Mean Entity Accuracy (mEA). These metrics offer a detailed perspective on the model’s performance across various dimensions of information extraction tasks. In the equations that follow, y^i represents the predicted text, and g^i represents the target text of the i -th entity. I is the number of entities, and \mathbb{I} is used to denote the indicator function that returns 1 if y^i is equal to g^i , and 0 otherwise. *Mean Entity Precision (mEP)*: This metric quantifies the accuracy of the extracted entities by calculating the ratio of correctly extracted

entities to the total entities extracted by the model.

$$mEP = \frac{\sum_{i=0}^{I_p-1} \mathbb{I}(y^i == g^i)}{I_p} \quad (1)$$

Mean Entity Recall (mER): This metric assesses the model’s ability to identify and extract all relevant entities from the document.

$$mER = \frac{\sum_{i=0}^{I_g-1} \mathbb{I}(y^i == g^i)}{I_g} \quad (2)$$

Mean Entity Accuracy (mEA): This metric evaluates the overall accuracy of the entity extraction, considering both correctly extracted entities and those that were incorrectly extracted or missed.

$$mEA = \frac{\sum_{i=0}^{I-1} \mathbb{I}(y^i == g^i)}{I} \quad (3)$$

I_p is the number of non-null predicted entities, and I_g is the number of non-null target entities. When both the prediction and target are null, the indicator function returns 0.

Mean Entity F1 Score (mEF): The harmonic average of mEP and mER.

The results showcased in Table 2 and 3 underscore the effectiveness of the PICK framework in accurately extracting layout information across various document elements, such as Tables, Title, SubTitle, and Images. The high scores in the mEP, mER, mEF, and mEA metrics affirm the PICK framework’s capability to handle the complexities inherent in the CatalogBank dataset. However, a deeper analysis would be beneficial using the shuffled version of the overall CatalogBank dataset. Regardless of the model used in this experiment, these results highlight our approach’s effectiveness in enhancing the extraction of design data information for automating design engineering processes and semi-automatic data labeling through the DocumentLabeler tool.

Table 3: Detailed training performance of PICK by document element types on CatalogBank dataset with specific labels for layout analysis

Element Type	mEP	mER	mEF	mEA
Image	0.921	0.901	0.911	0.901
SubsubCategories	0.705	0.896	0.789	0.896
Categories	0.909	0.909	0.909	0.909
PageNumber	0.458	0.407	0.431	0.407
Description	0.995	0.999	0.997	0.999
TableTitle	0.878	0.915	0.896	0.915
SubCategories	0.730	0.979	0.836	0.979
Table	0.993	0.996	0.995	0.996
Title	0.982	0.996	0.989	0.996
SubTitle	0.983	0.987	0.985	0.987
List	0.995	0.996	0.995	0.996
SubsubTitle	0.971	0.927	0.949	0.927
Overall	0.990	0.994	0.992	0.994

¹Bank, H.S., "Notes and Tools for GPU Computation." *GitHub*, github.com/bankh/GPU_Compute. Accessed 18 Apr. 2024.

4 CONCLUSION AND FUTURE WORK

In this study, we introduced the document aspects of CatalogBank dataset and the DocumentLabeler tool. The CatalogBank dataset has been curated to support the automation of design engineering processes, bridging the gap between textual descriptions and other data modalities related to engineering design catalogs. Simultaneously, we have presented DocumentLabeler, a semi-automatic data labeling tool designed to facilitate the annotation of complex document formats. This tool represents a step towards simplifying the traditionally labor-intensive and time-consuming process of data labeling, offering a user-friendly interface that accommodates multimodal data input.

A key component of our exploration involved utilizing a PyTorch-based framework (e.g., PICK) within the context of DocumentLabeler for layout analysis. This integration not only showcased the potential of the dataset and the efficiency of the tool but also highlighted the potential for sophisticated models to advanced information extraction from complex document layouts.

Moreover, we foresee implementing features such as collaborative labeling [43], which allows multiple annotators to work concurrently from the same internal –or local– network (e.g., intranet), enhancing the speed and accuracy of the annotation process. We also consider to focus on seamlessly interfacing the preprocessing scripts and computer vision aspects (for enhanced OCR) within the user interface of DocumentLabeler, ensuring a smooth and intuitive workflow for users. Furthermore, integrating the utilization of the integrated Python console for accessing and utilizing as a prompt for different Large Language Models (LLMs) during runtime will significantly expand the tool’s adaptability and functionality in data handling and processing (e.g., key information extraction) by using state-of-the-art approaches. Finally, the development of a web interface for our codebase brings an opportunity to make our tools and dataset more accessible to the wider research and development community, fostering collaboration and innovation in document engineering and NLP. In future publications, we will introduce geometry models and graph modalities of CatalogBank with associated functionalities of DocumentLabeler in more depth. As we conclude, the contributions of this study—ranging from the presentation of the document engineering related aspects for CatalogBank dataset to the introduction of DocumentLabeler, and as a PyTorch application of the PICK framework—lay a foundation for future research in document engineering. Our future efforts to integrate collaborative labeling, enhance the user interface, and develop a web interface represent forward steps in making more advanced document processing tools more accessible and effective. By sharing our implementation on GitHub repositories [1] and [2], we hope that our work will inspire further developments and applications in the realm of document engineering, engineering system design, and beyond.

REFERENCES

- [1] Bank, H.S. 2024. CatalogBank: A Structural and Interoperable Catalog Database for Engineering System Design. <https://github.com/bankh/CatalogBank>. [Online; accessed 17-April-2024].
- [2] Bank, H.S. 2024. DocumentLabeler: A Tool for Semi-Automated Labeling of Document Data. <https://github.com/bankh/DocumentLabeler>. [Online; accessed 17-April-2024].
- [3] Matt R Bohm, Robert B Stone, Timothy W Simpson, and Elizabeth D Steva. 2006. Introduction of a data schema: the inner workings of a design repository. In *International Design Engineering Technical Conferences and Computers and Information in Engineering Conference*, Vol. 42578. 631–642.
- [4] Alex Burnap, Yi Ren, Richard Gerth, Giannis Papazoglou, Richard Gonzalez, and Panos Y Papalambros. 2015. When crowdsourcing fails: A study of expertise on crowdsourced design evaluation. *Journal of Mechanical Design* 137, 3 (2015), 031101.
- [5] Hyunmin Cheong, Wei Li, and Francesco Iorio. 2016. Automated extraction of system structure knowledge from text. In *International Design Engineering Technical Conferences and Computers and Information in Engineering Conference*, Vol. 50107. American Society of Mechanical Engineers, V02AT03A011.
- [6] John Z Clay, Xingang Li, H Onan Demirel, Molly H Goldstein, Rundong Jiang, Charles Xie, Darya L Zabelina, and Zhenghui Sha. 2023. Thinking Inversely in Engineering Design: Towards an Operational Definition of Generative Design Thinking. In *ASEE Annual Conference and Exposition, Conference Proceedings*.
- [7] Fabrizio Dell’Acqua, Edward McFowland, Ethan R Mollick, Hila Lifshitz-Assaf, Katherine Kellogg, Saran Rajendran, Lisa Krayer, François Candelon, and Karim R Lakhani. 2023. Navigating the jagged technological frontier: Field experimental evidence of the effects of AI on knowledge worker productivity and quality. *Harvard Business School Technology & Operations Mgt. Unit Working Paper* 24-013 (2023).
- [8] Ludovic Denoyer and Patrick Gallinari. 2006. The wikipedia xml corpus. In *ACM SIGIR Forum*, Vol. 40. ACM New York, NY, USA, 64–69.
- [9] Tyna Eloundou, Sam Manning, Pamela Mishkin, and Daniel Rock. 2023. Gpts are gpts: An early look at the labor market impact potential of large language models. *arXiv preprint arXiv:2303.10130* (2023).
- [10] Kevin Fenton and Steven Simske. 2021. Engineering of an artificial intelligence safety data sheet document processing system for environmental, health, and safety compliance. In *Proceedings of the 21st ACM Symposium on Document Engineering*. 1–4.
- [11] Aysylu Gabdulhakova and Tamir Hassan. 2012. Document understanding of graphical content in natively digital PDF documents. In *Proceedings of the 2012 ACM symposium on Document engineering*. 137–140.
- [12] John S Gero. 1990. Design prototypes: a knowledge representation schema for design. *AI magazine* 11, 4 (1990), 26–26.
- [13] He Guo, Xiameng Qin, Jiaming Liu, Junyu Han, Jingtuo Liu, and Errui Ding. 2019. Eaten: Entity-aware attention for single shot visual text extraction. In *2019 International Conference on Document Analysis and Recognition (ICDAR)*. IEEE, 254–259.
- [14] Jonathan Herzig, Pawel Krzysztof Nowak, Thomas Müller, Francesco Piccinno, and Julian Martin Eisenschlos. 2020. TaPas: Weakly supervised table parsing via pre-training. *arXiv preprint arXiv:2004.02349* (2020).
- [15] Zheng Huang, Kai Chen, Jianhua He, Xiang Bai, Dimosthenis Karatzas, Shijian Lu, and CV Jawahar. 2019. Icdar2019 competition on scanned receipt ocr and information extraction. In *2019 International Conference on Document Analysis and Recognition (ICDAR)*. IEEE, 1516–1520.
- [16] Guillaume Jaume, Hazim Kemal Ekenel, and Jean-Philippe Thiran. 2019. Funsd: A dataset for form understanding in noisy scanned documents. In *2019 International Conference on Document Analysis and Recognition Workshops (ICDARW)*, Vol. 2. IEEE, 1–6.
- [17] Geewook Kim, Teakgyu Hong, Moonbin Yim, JeongYeon Nam, Jinyoung Park, Jinyeong Yim, Wonseok Hwang, Sangdoon Yun, Dongyoon Han, and Seunghyun Park. 2022. Ocr-free document understanding transformer. In *European Conference on Computer Vision*. Springer, 498–517.
- [18] Diederik P Kingma and Jimmy Ba. 2014. Adam: A method for stochastic optimization. *arXiv preprint arXiv:1412.6980* (2014).
- [19] Sebastian Koch, Albert Matveev, Zhongshi Jiang, Francis Williams, Alexey Artemov, Evgeny Burnaev, Marc Alexa, Denis Zorin, and Daniele Panozzo. 2019. Abc: A big cad model dataset for geometric deep learning. In *Proceedings of the IEEE/CVF conference on computer vision and pattern recognition*. 9601–9611.
- [20] Alex Krizhevsky, Ilya Sutskever, and Geoffrey E Hinton. 2012. Imagenet classification with deep convolutional neural networks. *Advances in neural information processing systems* 25 (2012).
- [21] Minghao Li, Lei Cui, Shaohan Huang, Furu Wei, Ming Zhou, and Zhoujun Li. 2020. Tablebank: Table benchmark for image-based table detection and recognition. In *Proceedings of the Twelfth Language Resources and Evaluation Conference*. 1918–1925.
- [22] Minghao Li, Yiheng Xu, Lei Cui, Shaohan Huang, Furu Wei, Zhoujun Li, and Ming Zhou. 2020. DocBank: A benchmark dataset for document layout analysis. *arXiv preprint arXiv:2006.01038* (2020).
- [23] Rafael Dueire Lins, Gabriel de F. Pe Silva, Gustavo P Chaves, Ricardo da Silva Barboza, Rodrigo Barros Bernardino, and Steven J Simske. 2023. Quality, Space and Time Competition on Binarizing Photographed Document Images. In *Proceedings of the ACM Symposium on Document Engineering* 2023. 1–10.
- [24] Rafael Dueire Lins, Steven J Simske, and Rodrigo Barros Bernardino. 2021. Binarization of photographed documents image quality and processing time assessment. In *Proceedings of the 21st ACM Symposium on Document Engineering*. 1–6.

- [25] George A Miller, Richard Beckwith, Christiane Fellbaum, Derek Gross, and Katherine J Miller. 1990. Introduction to WordNet: An on-line lexical database. *International journal of lexicography* 3, 4 (1990), 235–244.
- [26] Hiroki Nakayama, Takahiro Kubo, Junya Kamura, Yasufumi Taniguchi, and Xu Liang. 2018. doccano: Text annotation tool for human. *Software available from <https://github.com/doccano/doccano>* (2018), 34.
- [27] Charlie Nash, Yaroslav Ganin, SM Ali Eslami, and Peter Battaglia. 2020. Polygen: An autoregressive generative model of 3d meshes. In *International conference on machine learning*. PMLR, 7220–7229.
- [28] Cyril Picard, Kristen M Edwards, Anna C Doris, Brandon Man, Giorgio Giannone, Md Ferdous Alam, and Faez Ahmed. 2023. From Concept to Manufacturing: Evaluating Vision-Language Models for Engineering Design. *arXiv preprint arXiv:2311.12668* (2023).
- [29] Shah Rukh Qasim, Hassan Mahmood, and Faisal Shafait. 2019. Rethinking table recognition using graph neural networks. In *2019 International Conference on Document Analysis and Recognition (ICDAR)*. IEEE, 142–147.
- [30] Alec Radford, Jeffrey Wu, Rewon Child, David Luan, Dario Amodei, Ilya Sutskever, et al. 2019. Language models are unsupervised multitask learners. *OpenAI blog* 1, 8 (2019), 9.
- [31] Ayush Raina, Jonathan Cagan, and Christopher McComb. 2022. Design strategy network: a deep hierarchical framework to represent generative design strategies in complex action spaces. *Journal of Mechanical Design* 144, 2 (2022), 021404.
- [32] Lyle Regenwetter, Amin Heyrani Nobari, and Faez Ahmed. 2022. Deep generative models in engineering design: A review. *Journal of Mechanical Design* 144, 7 (2022), 071704.
- [33] Bryan C Russell, Antonio Torralba, Kevin P Murphy, and William T Freeman. 2008. LabelMe: a database and web-based tool for image annotation. *International journal of computer vision* 77 (2008), 157–173.
- [34] Serhad Sarica, Ji Han, and Jianxi Luo. 2023. Design representation as semantic networks. *Computers in Industry* 144 (2023), 103791.
- [35] Serhad Sarica, Jianxi Luo, and Kristin L Wood. 2020. TechNet: Technology semantic network based on patent data. *Expert Systems with Applications* 142 (2020), 112995.
- [36] Sebastian Schreiber, Stefan Agne, Ivo Wolf, Andreas Dengel, and Sheraz Ahmed. 2017. Deepdesrt: Deep learning for detection and structure recognition of tables in document images. In *2017 14th IAPR international conference on document analysis and recognition (ICDAR)*, Vol. 1. IEEE, 1162–1167.
- [37] David Sculley, Gary Holt, Daniel Golovin, Eugene Davydov, Todd Phillips, Dietmar Ebner, Vinay Chaudhary, Michael Young, Jean-Francois Crespo, and Dan Dennison. 2015. Hidden technical debt in machine learning systems. *Advances in neural information processing systems* 28 (2015).
- [38] John R Searle. 2002. *Consciousness and language*. Cambridge University Press.
- [39] Feng Shi, Liuqing Chen, Ji Han, and Peter Childs. 2017. A data-driven text mining and semantic network analysis for design information retrieval. *Journal of Mechanical Design* 139, 11 (2017), 111402.
- [40] Yawar Siddiqui, Antonio Alliegro, Alexey Artemov, Tatiana Tommasi, Daniele Sirigatti, Vladislav Rosov, Angela Dai, and Matthias Nießner. 2024. Meshgpt: Generating triangle meshes with decoder-only transformers. In *Proceedings of the IEEE/CVF Conference on Computer Vision and Pattern Recognition*. 19615–19625.
- [41] Robyn Speer and Joanna Lowry-Duda. 2017. Conceptnet at semeval-2017 task 2: Extending word embeddings with multilingual relational knowledge. *arXiv preprint arXiv:1704.03560* (2017).
- [42] Simon Szykman, Ram D Sriram, Christophe Bochenek, and Janusz Racz. 1999. *The NIST design repository project*. Springer.
- [43] Francesca Tomasi and Fabio Vitali. 2013. Collaborative annotations in shared environments: metadata, vocabularies and techniques in the digital humanities (DH-CASE 2013). In *Proceedings of the 2013 ACM symposium on Document engineering*. 283–284.
- [44] Tzutalin. 2015. Labellmg. <https://github.com/tzutalin/labellmg>. Retrieved from Internet on 2023-01-14.
- [45] Ashish Vaswani, Noam Shazeer, Niki Parmar, Jakob Uszkoreit, Llion Jones, Aidan N Gomez, Łukasz Kaiser, and Illia Polosukhin. 2017. Attention is all you need. *Advances in neural information processing systems* 30 (2017).
- [46] David E Weisberg. 2008. The engineering design revolution: the people, companies and computer systems that changed forever the practice of engineering. *Cyon Research Corporation* (2008), 1–26.
- [47] Glen Williams, Lucas Puentes, Jacob Nelson, Jessica Menold, Conrad Tucker, and Christopher McComb. 2020. Comparing attribute-and form-based machine learning techniques for component prediction. In *International Design Engineering Technical Conferences and Computers and Information in Engineering Conference*, Vol. 84010. American Society of Mechanical Engineers, V11BT11A019.
- [48] Karl DD Willis, Yewen Pu, Jieliang Luo, Hang Chu, Tao Du, Joseph G Lambourne, Armando Solar-Lezama, and Wojciech Matusik. 2021. Fusion 360 gallery: A dataset and environment for programmatic cad construction from human design sequences. *ACM Transactions on Graphics (TOG)* 40, 4 (2021), 1–24.
- [49] Ludwig Wittgenstein. 1922. Tractatus logico-philosophicus by Ludwig Wittgenstein. *J. Hist. Ideas* 59 (1922), 1–28.
- [50] Yiheng Xu, Minghao Li, Lei Cui, Shaohan Huang, Furu Wei, and Ming Zhou. 2020. Layoutlm: Pre-training of text and layout for document image understanding. In *Proceedings of the 26th ACM SIGKDD international conference on knowledge discovery & data mining*. 1192–1200.
- [51] Yiheng Xu, Tengchao Lv, Lei Cui, Guoxin Wang, Yijuan Lu, Dinei Florencio, Cha Zhang, and Furu Wei. 2021. Layoutxlm: Multimodal pre-training for multilingual visually-rich document understanding. *arXiv preprint arXiv:2104.08836* (2021).
- [52] Wenwen Yu, Ning Lu, Xianbiao Qi, Ping Gong, and Rong Xiao. 2021. PICK: processing key information extraction from documents using improved graph learning-convolutional networks. In *2020 25th International Conference on Pattern Recognition (ICPR)*. IEEE, 4363–4370.
- [53] Xu Zhong, Jianbin Tang, and Antonio Jimeno Yepes. 2019. Publaynet: largest dataset ever for document layout analysis. In *2019 International conference on document analysis and recognition (ICDAR)*. IEEE, 1015–1022.