

Decoding Memes: A Comparative Study of Machine Learning Models for Template Identification

Levente Murgás, Marcell Nagy, Kate Barnes, and Roland Molontay

Department of Stochastics, Institute of Mathematics,

Budapest University of Technology and Economics

Műgyetem rkp. 3., H-1111 Budapest, Hungary.

Email: murgas.levente@edu.bme.hu, marcessz@math.bme.hu, kbarnes@edu.bme.hu, molontay@math.bme.hu

Abstract—Image-with-text memes combine text with imagery to achieve comedy, but in today’s world, they also play a pivotal role in online communication, influencing politics, marketing, and social norms. A “meme template” is a preexisting layout or format that is used to create memes. It typically includes specific visual elements, characters, or scenes with blank spaces or captions that can be customized, allowing users to easily create their versions of popular meme templates by adding personal or contextually relevant content. Despite extensive research on meme virality, the task of automatically identifying meme templates remains a challenge.

This paper presents a comprehensive comparison and evaluation of existing meme template identification methods, including both established approaches from the literature and novel techniques. We introduce a rigorous evaluation framework that not only assesses the ability of various methods to correctly identify meme templates but also tests their capacity to reject non-memes without false assignments. Our study involves extensive data collection from sites that provide meme annotations (Imgflip) and various social media platforms (Reddit, X, and Facebook) to ensure a diverse and representative dataset. We compare meme template identification methods, highlighting their strengths and limitations. These include supervised and unsupervised approaches, such as convolutional neural networks, distance-based classification, and density-based clustering. Our analysis helps researchers and practitioners choose suitable methods and points to future research directions in this evolving field.

I. INTRODUCTION

The rapid proliferation of online information demands that individuals be discerning in their consumption and filter out irrelevant content. Content creators employ potent strategies to capture the attention of the largest audience in this competitive environment. Image-with-text memes efficiently simplify complex concepts into easily digestible and engaging forms [1]. Memes, previously viewed merely as digital amusement, have recently been found to exert a growing impact on various societal domains. Research suggests that they can manipulate political dialogues [2], influence marketing [3], and even have a far-reaching impact on social norms [4].

Due to memes’ societal impact, understanding the factors contributing to the virality of memes has gained significant academic attention [5]–[7]. However, most studies focus on the success of individual meme instances, disregarding a fundamental element: the meme template. Templates serve as the structural backbone of memes that allow for a wide

range of individual variations. Figure 1 shows different meme instances derived from the same template by overlaying it with text, images, or a combination of both. Identifying meme templates will allow us to more easily track the spread of memes across the Internet and study the ideas propagated by memes on a higher level than the particular meme instances.

Although memes in the digital landscape are not usually labeled with their templates, several approaches have been proposed for detecting templates. Zannettou *et al.* introduced a processing pipeline to detect and track memes in multiple web communities, using perceptual hashing, clustering, and a specialized distance metric [8]. Dubey *et al.* used sparse representation to decouple the overlayed text and imagery from the template and then extract multimodal features from both components using deep neural networks trained for image classification and natural language processing tasks. They were also the first to introduce the term *local context*, referring to the overlaid text and images, and the term *global context* which is the template image itself [9].

Courtois & Frissen introduced a three-step method to identify visual similarities in memes, combining automated key feature matching and network analysis [10]. The authors presented an image preprocessing method that blurs text regions, thereby allowing visual features to be explored independently of the textual information on the image. Theisen *et al.* introduced the concept of motif mining, which is the process of finding and summarizing remixed image content in large collections of unlabeled data [11]. They presented a new image feature strategy that combines global features (such as VGG and pHash) and local features (such as SURF keypoints) to capture both holistic and local similarities between images. Their pipeline was evaluated on three meme datasets, including a dataset from Telegram related to the Russo-Ukrainian conflict.

Tommasini *et al.* introduced the Internet Meme Knowledge Graph (IMKG), which provides a comprehensive semantic model for representing memes, their templates, and associated metadata [12]. The IMKG offers a structured approach to capture the complex relationships between memes, their origins, and their variations. Joshi *et al.* developed a framework to contextualize internet memes on social media using knowledge graphs [13]. Their method leverages structured knowledge to




Fig. 1. Different realizations of the “Distracted Boyfriend” template.

identify and analyze memes across platforms. By mapping memes to a knowledge graph such as IMKG, they demonstrate how to study meme prevalence, identify popular memes, and provide rich contextual information on platforms like Reddit and Discord.

A common limitation of the mentioned approaches is the failure to explicitly account for the non-memes and template-less memes that often appear in real-world data. This study continues this line of research and takes an important step toward a more nuanced template-level analysis. We propose a rigorous evaluation framework (depicted in Figure 2) that encompasses a wide range of approaches, including both established methods from the literature and novel techniques. This framework incorporates extensive feature engineering and evaluates both supervised and unsupervised methods, such as convolutional neural networks (CNNs), distance-based classification, and density-based clustering. We train and evaluate models on an exhaustive dataset labeled with meme templates sourced from Imgflip, and further test their performance on a sample from a diverse set of 1.5 million unlabeled memes from various social media platforms (Reddit, Facebook, X). Our study provides a comprehensive comparison of the proposed methodologies with existing approaches, including those presented recently by Courtois & Frissen [10], Dubey *et al.* [9], and Zannettou *et al.* [8]. Through this rigorous evaluation, we aim to highlight the strengths and limitations of each method, offering insights into their prediction performance, time efficiency, and scalability. Furthermore, we discuss how this comparative framework can contribute to a better understanding of meme template lifetime analysis and illuminate the connection between the local and global context of memes.

The main contributions of this paper can be summarized as follows:

- We collect two extensive meme datasets: one featuring over 100,000 memes labeled with their template and the other containing roughly 1.5 million unlabeled memes. Upon request, these datasets will be made available to researchers for further study and replication of our results.
- We introduce a rigorous evaluation framework that encompasses a wide range of methods, including both established approaches from the literature and novel techniques. To the best of our knowledge, we are the first to compare existing methodologies of meme template

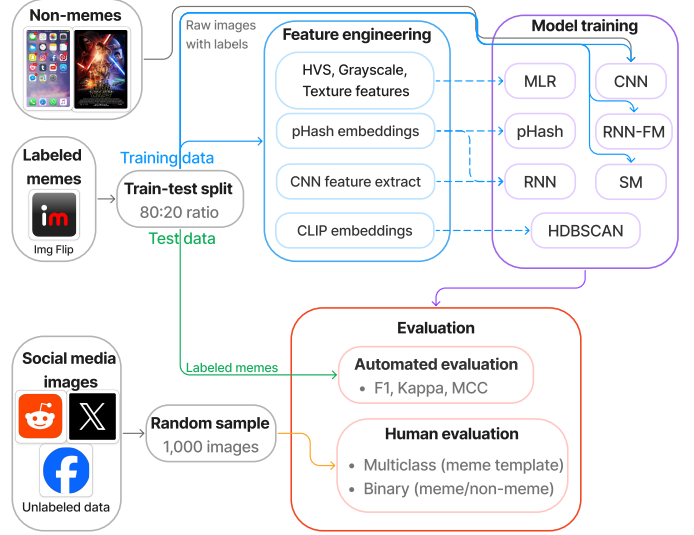


Fig. 2. Overall workflow of our research.

classification.

- We emphasize and validate the importance of models being able to handle non-memes and templateless memes in addition to templated memes. This is crucial for real-world social media analysis, as we found that only 25% of the analyzed social media memes are memes from well-established templates. To the best of our knowledge, we are the first to take this into account when evaluating meme template identification methods.

II. DATA COLLECTION

Data were collected from various major social media sites (Reddit, X, and Facebook) excluding platforms that might bias the results because of their political affiliations or specific ethnic and national identities. We also collected data from a meme annotation website called Imgflip which provides ground-truth meme template labels.

Imgflip is a popular website that allows users to create and share image-with-text and GIF memes. It is widely used for generating memes, offering a variety of meme templates that users can customize. The site also provides a platform for users to engage with and rate each other’s creations, making it a hub for meme enthusiasts. Using web scraping

techniques [14], we collected an initial 2,277 templates from the website. However, after closer inspection, we discovered that many of these templates are duplicated (with slightly different names). To solve this, we embedded the reference image of each of the templates using the so-called CLIP (Contrastive Language–Image Pretraining [15]) model, then using cosine similarity search we manually filtered the matched templates, leaving us with a final collection of 1,145 unique templates. Each meme created on the website, using any of the templates available in Imgflip’s collection, is also displayed in the corresponding template’s library. Scraping the accompanying libraries yielded a sufficiently large dataset consisting of 124,208 memes labeled with their templates. The templates have a collection of 109 memes on average (median: 111), but the number of memes ranges from 31 to 582 per template.

Reddit is a popular social media platform and a significant source of viral content, often referred to as “*the front page of the internet*” [16]. We gathered the posts from the `r/Memes` subreddit, the largest Reddit community (over 26 million subscribers) dedicated to sharing memes. The memes posted between January 1, 2018, and November 14, 2022, were collected using the Pushift API [17]–[19]. A maximum of 1,000 randomly selected posts per day were collected, resulting in a total of 899,522 images.

X (formerly Twitter) is a micro-blogging platform for users to disseminate short messages, colloquially known as tweets, to a global audience. Using Selenium [20], we collected tweets containing either the hashtag “dank” - a word commonly used in association with memes - or “meme”, published between January 1, 2018, and December 31, 2022, and written in English. We collected 800-850 randomly sampled tweets per day due to X’s scraping limits. This data collection campaign resulted in a total of 292,129 posts, from which we extracted 174,338 images.

Facebook is one of the largest and most widely used social media platforms in the world, with over three billion active users in 2023 [21]. Facebook groups provide a digital hub to connect to other users with common interests including groups dedicated to sharing memes. To identify these groups, we searched for groups whose names contained the term “meme” in any variation. This strategy led to the discovery of 300 groups. After eliminating the non-English-speaking groups, we were left with 50 groups. These were then exhaustively scraped accumulating a total of 537,897 posts, that contained 235,880 images.

Although our data collection process targeted online communities dedicated to sharing memes, it is still possible that other types of images were posted in these communities and hence included in our dataset. These could be “templateless” memes - one-time memes or screenshots that did not evolve into a template - or even non-meme images, such as advertisements, selfies, or landscape photos with no humorous content.

To address the challenge of distinguishing between memes and non-memes, we also collected a separate dataset of non-meme images. This “Non-Meme” dataset consists of an equal

blend of photographs from the Flickr30k dataset and image-with-text images, such as movie posters, screenshots, and advertisements. We included these image-with-text formats because they are common online and harder to distinguish from memes than regular photos [22]. This approach is justified by observations made on social media data, which indicate that templateless social media memes and non-meme social media images are more similar to the images in our non-meme database (such as movie posters, screenshots, and advertisements) than to the templated memes found on ImgFlip.

The number of images and posts collected from the various online platforms and the Non-Meme dataset is summarized in Table I.

TABLE I
OVERVIEW OF DATA SOURCES.

Data Source	Type	No. Samples	No. Templates
Imgflip	Memes	124,208	1,145
Reddit	Mixed	899,522	unlabeled
Facebook	Mixed	235,880	unlabeled
X (Twitter)	Mixed	174,338	unlabeled
Screenshots [23]	Non-Memes	42,891	unlabeled
Advertisements [24]	Non-Memes	41,462	unlabeled
Flickr30k [25]	Non-Memes	31,783	unlabeled
Movie posters	Non-Memes	8,052	unlabeled

III. FEATURE ENGINEERING

Like the sculptor shapes clay into a form that enhances its value, feature engineering transforms raw data into features that better represent the underlying problem in predictive models. Building on this foundational understanding, the question of modality naturally arises. Although combining multiple types of data (e.g. image, text) may enhance performance in some cases [9], in most memes the background image provides the template and the text overlay introduces the local context. For this reason, we decided to perform template identification based solely on visual features. As shown in Figure 2, we used a variety of models to extract these image-based features.

A. Baseline features

In image analysis, “simple” features serve as fundamental descriptors that distill complex visual information into a format more accessible to algorithms, especially those not inherently designed to handle high-dimensional data, such as raw pixel values:

- **RGB histograms** analyze an image’s color distribution across red, green, and blue components, generating a feature vector that reveals its unique color profile and composition.
- **Grayscale histograms** condense color data into intensity, offering insights into an image’s brightness distribution. This simplification allows analysis of lightness and darkness without color complexities. OpenCV libraries aid in extracting RGB and grayscale histograms efficiently [26].
- **Texture features via Local Binary Patterns (LBP):** The LBP algorithm detects intricate textural patterns

in images, distinguishing surfaces with differing textures [27]. It compares the intensity of a central pixel with its neighbors, encoding these comparisons into binary patterns that are aggregated into a histogram capturing the distribution of texture patterns across the image, with each bin representing a unique pattern and its corresponding frequency.

B. Embeddings via feature extraction

Representing images as vectors in a low-dimensional space makes it easier to analyze complex data such as memes. One way to derive embeddings is to capture the vectors calculated in the penultimate layer of our best-performing convolutional neural network model trained for template identification. The rationale behind this technique, also known as feature extraction, relies on the observation that neural networks can learn higher-level features from the original input image.

C. Perceptual hashing

Perceptual hashing is a well-regarded method in digital media to generate a compact, distinct “fingerprint” of images, audio, or video by focusing on their perceptual features, the features that human perception finds significant [28], [29]. In this work, building on the study of Zanettou *et al.* [8], we applied perceptual hashing to extract meme features and analyze visual similarities of memes. Perceptual hashes were derived using the pHash library [30]. The binary feature vectors generated by pHash are of length 64, showcasing the aggressive dimension reduction capabilities of the underlying Discrete Cosine Transform algorithm.

D. CLIP embeddings

CLIP, which stands for Contrastive Language–Image Pre-training, is a neural network introduced by OpenAI [15]. This model is designed to generate embeddings for images, text, and multi-modal data that include both. In this research, we used the Image encoder of CLIP, which can be used independently, to create vector representations of the pictures.

E. Orientated FAST and Rotated BRIEF (ORB) features

This technique is a machine translation of how humans interpret visual stimuli: we look at distinctive combinations of shapes and textures that pop out. Similarly, feature extraction is a procedure that analyzes an image for areas of dense information where substantial variation occurs. The Oriented FAST algorithm scans each pixel of a grayscale image and compares the surrounding pixels for their brightness. The surrounding area is flagged as a key point if it is darker or brighter. It does so at different image resolutions, making it a scale-invariant approach. The Rotated BRIEF algorithm describes the local appearance around each key feature, i.e., it establishes the pattern that surrounds a key point being robust for changes in scale, rotation, translation, and illumination [10]. The ORB feature detector is included in the OpenCV Python package [26], [31].

IV. MODEL TRAINING

Although our use of the labeled data (Imgflip) suggests a canonical supervised learning approach, specifically a multiclass classification, we should also consider why this task might not strictly fit the classification framework.

Firstly, we cannot assume that every image posted on social media can be classified into one of the pre-defined classes (templates). Recall that many of these are templateless, or even non-meme images, therefore, supervised algorithms that were trained using a closed set of classes would generally struggle with handling out-of-distribution (OOD) input that does not belong to any of the defined classes. Secondly, the nature of meme culture, which is dynamic and constantly evolving, introduces new templates frequently. This means that the set of templates is neither fixed nor complete, making it challenging to maintain a comprehensive, up-to-date classification system. Additionally, memes often blend elements from multiple templates, further complicating straightforward classification.

Despite these challenges, we believe that the problem can reasonably be modeled as a large multiclass classification problem because the majority of memes still adhere to popular, recognizable templates that can be effectively categorized. We also believe that the Imgflip dataset, with its more than one thousand unique templates, is an adequate collection to represent the majority of templates.

In addition to modeling template identification as a classification problem, we also use unsupervised learning methods. By clustering memes from social media sites, we can assume that templateless memes are likely to fall outside of the clusters (e.g., they make up the noise points found by density-based clustering algorithms) or they form very small clusters. In this case, the labeled dataset can be clustered together with the unlabeled datasets to assign templates to clusters. However, in this approach, achieving the appropriate number of clusters can present a serious challenge. However, this paper analyzes and compares both supervised and unsupervised approaches.

A. Supervised classification

We employed a variety of supervised classification methods, each adapted to suit the unique challenges presented by the meme dataset. All models were trained and hyperparameters optimized by 5-fold stratified cross-validation on the Imgflip dataset, with the optimization objective set to maximize the Matthews Correlation Coefficient (MCC).

1) *Multinomial Logistic Regression (MLR)*: This model serves as a simple baseline model. The simplicity of the model also applies to the features used (RGB, grayscale, texture features). Unlike the high-dimensional data processing capabilities of more advanced models, MLR requires simpler and more elemental descriptors.

2) *Radius Nearest Neighbors (RNN)*: We apply the radius-based version of k-Nearest Neighbors (kNN) as it facilitates the identification of outliers through a well-defined boundary threshold. Memes that do not have neighbors within a predefined radius are designated as templateless, essentially categorizing them as outliers or noise within our dataset. To

find a suitable radius for the nearest neighbor search, we decided to set it to the smallest value where none of the labeled samples were classified as templateless. We tested the RNN algorithm using two different features and distances to optimize its performance. Initially, we used the binary pHash vectors and the Hamming distance, which quantifies the number of differing bits between two hashes. Furthermore, we also experimented with features extracted from our best-performing CNN, utilizing cosine similarity to measure the closeness of feature vectors.

3) *Transfer Learning and CNNs*: Central to our methodology was the adaptation of pre-trained convolutional neural networks (CNNs) for meme template recognition, supported by a comprehensive training framework designed for flexibility across different architectures within the Pytorch Lightning library. Modifying the classification layer to correspond to the 1,145 identified meme templates ensured that each model was adjusted to our dataset. The process involved the initial training of the new classification layer, followed by selective fine-tuning of deeper layers.

Each model underwent 10 training epochs, with an early stopping mechanism based on cross-entropy loss to prevent overfitting. We tested ResNet, EfficientNetV2, and DenseNet [32]–[34], finding that the latter performed the best.

For a fair comparison between the other examined models and CNNs, we decided to extend our fine-tuned DenseNet model with the ability to handle out-of-distribution (OOD) inputs effectively. There exist several different methods to solve this problem, such as using a confidence threshold or further training [35]. After seeing that there is no optimal confidence threshold that can be applied to the probabilities computed in the last layer of the CNN to keep the number of False Positives and False Negatives equally low, we decided to use a two-headed architecture. The first CNN head classifies whether the input image is a meme of a known template, and the second head identifies the template. The Non-Meme dataset - described in Section II - in combination with the Imgflip dataset, served as the input for the training of the first CNN head. We chose to train the already high-performing DenseNet-121 for the meme vs. non-meme classification task, achieving 99.1% average accuracy on the validation set for this binary classification problem.

4) *RNN-Feature Matching (RNN-FM) [10]*: Courtois & Frissen developed a methodology to analyze internet memes by combining computer vision with network analysis. They used the ORB feature detector with the ORB Brute-Force matcher algorithm to formally link meme images based on unique combinations of shapes and textures, enabling the identification of visual similarities. Following this, network analysis is employed to discern patterns of connectivity and dissemination among the images. To enhance the accuracy of feature matching, their approach includes a pre-processing step to blur text regions on the images, thereby reducing the likelihood of false positives related to text features. The authors also highlighted scalability challenges due to the computationally demanding nature of their feature-matching

method. Specifically, the preprocessing stage requires intensive text detection, and the matching procedure's processing time grows exponentially as the image corpus expands. This is because the features of each image must be compared with every other image in the dataset, leading to significant increases in computational load and time as the number of images increases [10].

To improve the time efficiency of the original method, we have replaced the ORB brute-force matcher algorithm with the faster FLANN-based matcher (Fast Library for Approximate Nearest Neighbors; [36]), which the authors have also highlighted as a potential way to improve performance. Additionally, while representing the outcome of feature matching as a network graph is a reasonable approach for identifying specific "bridge" features between memes and highlighting how "cross-over" memes are created [10], for our use-case of identifying meme templates we deemed this step rather irrelevant. This meant that we discarded the last step of the author's procedure and instead, we derived image-to-image distances, from the feature-to-feature distances using a procedure similar to how Courtois & Frissen defined a match between two images. That is, if there are at least m feature matches at a maximum distance of d between a pair of images, we consider them similar and we take the minimum distance between their matched features as the derived distance between the images. Once we constructed a distance matrix of the images, we then utilized the RNN algorithm, introduced in Section IV-A2, to assign templates to the unlabeled images using their labeled neighbors. While in the original paper, the optimal parameter combination found by the authors was $d = 27$ and $m = 4$, on our larger, possibly more diverse Imgflip dataset the combination that yielded the best results turned out to be $d = 27$ and $m = 20$.

5) *Sparse matching (SM) [9]*: Dubey *et al.* apply sparse representation (or sparse matching) to identify the meme template of memes. The idea of sparse matching was first introduced for face identification by Wright *et al.* [37] and was adopted by Dubey *et al.* for template detection in 2018 [9]. The sparse representation operates under the assumption that the training samples lie in a subspace, allowing any test point to be represented as a sparse linear combination of these training points. This was used to identify and separate the meme template (global context) from its overlaid content (local context). The implementation of sparse representation includes steps such as color normalization and downsampling of images, followed by L1-minimization to achieve the sparsest solution of an underdetermined linear system. Following the separation of the overlays from the templates, the authors utilize deep convolutional neural networks (CNNs) and recurrent neural networks (RNNs) to extract features from both the image and text components. These extracted features are then concatenated, creating a feature representation to enhance the understanding of the memetic imagery. We decided to implement only the sparse matching algorithm described in the paper, as it is responsible for assigning memes to their templates. To be able to reject templateless images, we use the

sparsity concentration index (SCI), also described by Wright, which measures how concentrated the coefficients are on a single class in the data set [37].

B. Unsupervised methods

1) *HDBSCAN*: We implement an unsupervised clustering approach using the BERTopic pipeline [38]. In this setup, the memes go through a sequence of steps to be assigned to templates: calculating embeddings, dimensionality reduction, and clustering. To validate the goodness-of-fit of the clustering and make it easier to compare with supervised models, we divided the Imgflip dataset in a supervised fashion. Specifically, 80% of Imgflip memes, along with all the social media memes formed the core of our clustering, and the remaining 20% of Imgflip memes (with ground truth labels) were used for evaluation.

For embedding purposes, we used the CLIP model and pHashes. We reduced the dimensionality of these numerical representations with UMAP (Uniform Manifold Approximation and Projection [39]) because this method is particularly adept at preserving both local and global structures within a dataset, which is essential for maintaining the characteristics necessary for clustering visually similar memes. For clustering, we used HDBSCAN (Hierarchical DBSCAN), a density-based clustering algorithm [40] due to its proficiency in identifying clusters of varying shapes and sizes while effectively managing outliers. This capability is particularly pertinent to a dataset that most likely includes instances from a wide array of meme templates and templateless images. What makes this approach unique is how templates were assigned to clusters: the identified clusters were associated with meme templates based on (80% of) the labeled memes from the Imgflip dataset. In each cluster, we perform majority voting: the memes in a cluster are assigned to the template that has the most samples within the cluster among the Imgflip memes.

2) *Perceptual hashing method* [8]: Zanettou *et al.* collected 160M images from various platforms including Twitter, Reddit, 4chan’s /pol/, and Gab. They used pHashing to generate image fingerprints, facilitating similarity comparisons. The DBSCAN algorithm was then used to cluster visually similar memes. For annotating these clusters, they relied on metadata from Know Your Meme (KYM), a website dedicated to documenting Internet memes, calculating the Hamming distance between the pHash of each cluster’s medoids and KYM images. The clusters were annotated based on the KYM entry that showed the highest match proportion to the medoids, employing a customized distance metric that integrated both visual similarity and KYM data.

To replicate the work of Zanettou *et al.*, we adjusted the evaluation strategy by segmenting the Imgflip dataset into an 80-20 ratio, stratified by meme templates. This adjustment allowed us not only to manually inspect their annotation method but also to apply automated evaluation which was not provided in their work. In our implementation, the same distance threshold ($\delta=8$) and distance metric (Hamming) was

used that was proposed by Zanettou *et al.*, given the similarity of our domains.

V. RESULTS

In this section, we present a comprehensive comparison of all approaches described in Section IV, evaluating their performance in detecting meme templates across two distinct datasets. Our evaluation metrics, including Matthew’s Correlation Coefficient (MCC [41]), Cohen’s Kappa score [42], and the F1 score, were selected for their ability to handle the complexities of an extreme multiclass classification problem characterized by significantly imbalanced classes.

Our evaluation strategy involves two key steps:

- **Evaluation on Imgflip dataset:** We apply all models to the Imgflip test set, classifying memes into one of 1,145 templates. First, feature engineering and extraction are performed on memes in the Imgflip data set. Then, the engineered image features are used to identify meme templates, and the model performance is measured by comparing the detected template with the ground-truth labels provided by Imgflip.
- **Evaluation on social media dataset:** We perform a manual evaluation of all models on 1,000 randomly selected images from our social media dataset (Reddit, \mathbb{X} , and Facebook).

A. Evaluation on Imgflip Dataset

Table II illustrates the performance of all the models evaluated in the Imgflip validation set. This dataset consists of 124,208 memes labeled with their templates, representing 1,145 unique template classes. It is important to note that this dataset does not include any templateless images, focusing solely on memes with identifiable templates.

TABLE II
PERFORMANCE METRICS FOR MODELS ON THE IMGFLIP DATASET.

Model	Feature	MCC	Kappa	F1
MLR	baseline features	0.923	0.921	0.923
RNN	pHash	0.916	0.913	0.943
RNN	DenseNet emb.	0.931	0.930	0.952
RNN	Feature Matching [10]	0.976	0.975	0.982
ResNet-18	raw image	0.988	0.988	0.988
DenseNet-121	raw image	0.991	0.991	0.991
2-headed DenseNet-121	raw image	0.992	0.992	0.995
EfficientNetV2	raw image	0.985	0.985	0.985
UMAP+HDBSCAN	pHash	0.815	0.815	0.807
UMAP+HDBSCAN	CLIP emb.	0.836	0.836	0.822
Perceptual Hashing [8]		0.563	0.483	0.622
Sparse Matching [9]		0.705	0.686	0.709

The 2-headed DenseNet emerged as the most proficient model, achieving the highest performance in all metrics. It also classified the fewest memes as templateless, demonstrating its robustness in template identification. Among the models from the literature, Zanettou *et al.*’s perceptual hashing approach shows high performance when considering only recognized

templates. However, it labels over half of the memes templateless, significantly impacting its overall performance. The high specificity of their distance threshold led to conservative clustering, resulting in many small homogeneous clusters (25,538), far exceeding the expected 1,145 natural clusters based on Imgflip metadata. The RNN-Feature Matching model inspired by Courtois & Frissen, despite our modifications to improve efficiency, remained the most time-consuming, taking two weeks distributed across four computers. This suggests that while effective for smaller datasets, it may be impractical for large-scale meme analysis involving millions of samples. The sparse matching method by Dubey *et al.*, while adequate, showed reduced effectiveness compared to more recent methods. This could be due to the greater variability in coefficients introduced by the local context in memes compared to their original application in face recognition.

B. Evaluation on Social Media Dataset

To evaluate the performance of the models on real-world data, we performed a manual evaluation using 1,000 randomly selected images from our social media datasets (Reddit, X, Facebook). It is crucial to note that although these images were downloaded from meme-oriented sites, they may still contain non-memes and templateless memes. This diversity reflects the real-world challenges of meme analysis on social media platforms. We expect our models to handle this complexity, as the ability to distinguish between memes, non-memes, and templateless memes is essential for large-scale social media analysis.

It is important to note that manually labeling images is a time-consuming and costly process, which informed our decision to limit this evaluation to 1,000 images. For each image, all examined models have made a prediction, which could also be templateless. This made it possible to examine the models’ robustness against templateless memes and non-meme images. Six annotators with extensive meme domain knowledge assessed the predictions made by each model. The evaluation process used an application where annotators could mark predictions as “Correct” or “Incorrect” (Figure 3). The annotators did not discuss their responses during the evaluation to ensure independence.

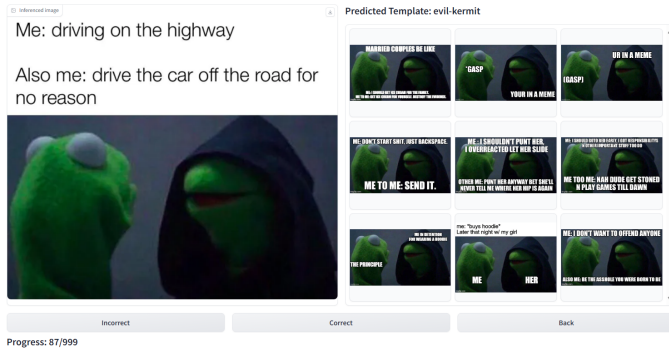


Fig. 3. A screenshot of the evaluation application.

The inter-annotator agreement, measured by the Fleiss kappa, was 0.85, indicating “substantial agreement” [43]. We used the majority decision of the annotators as the ground truth for benchmarking the models’ performance.

In our analysis, we recognized that the behavior of the meme template identification models can go wrong in two distinct ways: (a) they may fail in the template vs. non-template classification, or (b) they may misidentify the specific templates themselves. To gain a better understanding of these potential errors, we evaluated the methods from both perspectives.

We used both binary and multiclass classification approaches in our evaluation. The binary evaluation looked at whether the algorithm correctly classified the image as templated (positive class) or templateless, while the multiclass evaluation also looked at whether it successfully labeled the image as the specific meme template. Our manual labeling revealed that the dataset consisted of 75% templateless images and 25% templated images, reflecting the diverse content found on social media platforms. Our multiclass classification assessed the models under three distinct scenarios: performance on the whole manually labeled 1000-image dataset (All Memes), on images the model identified as templated (Model Templated), and on images preliminarily labeled as templated by our annotators (True Templated). Table III presents a comprehensive view of our evaluation results, combining insights from both binary and multiclass classification tasks.

The RNN model with pHash embeddings demonstrates the best overall performance, with the highest F1 score (0.8281), Kappa (0.6203), and MCC (0.6460) across all images. This consistent performance across metrics suggests its robustness in general meme template detection tasks. However, different models showed strengths in specific areas. The perceptual hashing approach of Zanettou *et al.* shows exceptional performance (F1: 0.9636) when evaluating only on the set of images it identified as templated. This aligns with its high precision (0.9818) in binary classification, indicating that while it rarely classifies an image templated, whenever it does, it accurately identifies the template as well. However, this conservative approach results in very few memes being identified as templated, leading to a poor recall of 0.2186, significantly limiting the method’s overall effectiveness in identifying meme templates across a diverse dataset. Interestingly, CNN (2-headed DenseNet) performs best on the subset of truly templated images (accuracy 0.7166) and shows the highest recall (0.8747) in binary classification. This suggests that CNN excels at distinguishing between different known templates and identifying templated memes, even though it struggles more with rejecting templateless images (low precision of 0.3345). In contrast, the Sparse Matching model consistently underperformed across all scenarios, suggesting that this approach may not be well-suited for the complexities of meme template detection in diverse social media content. RNN combined with Feature matching (RNN-FM) shows strong and consistent performance across all scenarios, ranking second or third in most metrics. This reliability positions it as a solid choice for applications requiring a balance between identifying templateless images and

TABLE III
PERFORMANCE METRICS FOR MODELS ON THE SOCIAL MEDIA DATASET.

Models	Feature	All Memes			Model Templated			True Templated			Binary Metrics	
		F1	Kappa	MCC	F1	Kappa	MCC	F1	Kappa	MCC	Recall	Precision
RNN	pHash	0,8281	0,6203	0,6460	0,8598	0,8565	0,8622	0,5567	0,5117	0,5822	0,5344	0,8919
RNN	DenseNet embedding	0,7553	0,4001	0,4238	0,6358	0,6228	0,6963	0,3256	0,3127	0,4472	0,3004	0,6935
RNN	Feature Matching [10]	0,8243	0,5684	0,5714	0,5263	0,5190	0,5583	0,6376	0,6050	0,6291	0,7490	0,6424
2-headed DenseNet-121	raw image	0,5803	0,3019	0,3689	0,2438	0,2590	0,3533	0,7298	0,7145	0,7228	0,8947	0,3245
UMAP+ HDBSCAN	pHash	0,7269	0,3526	0,3546	0,3575	0,3562	0,3987	0,3898	0,3859	0,4187	0,6002	0,5231
UMAP+ HDBSCAN	CLIP emb.	0,7749	0,4738	0,4746	0,4671	0,4727	0,5238	0,5281	0,5033	0,5500	0,6397	0,5852
Perceptual Hashing [8]		0,7286	0,3236	0,4341	0,9636	0,9627	0,9634	0,2497	0,2129	0,3441	0,2186	0,9818
Sparse Matching [9]		0,5079	0,1382	0,1595	0,1314	0,1299	0,1900	0,3295	0,3057	0,3285	0,6599	0,2796

accurately classifying templates. However, as noted earlier, this performance comes at the cost of significant computational time, which may limit its practicality for large-scale meme analysis.

VI. CONCLUSION

Our study of meme template identification methods has yielded significant insights into the strengths and limitations of various approaches, both established and novel. We have uncovered nuanced performance characteristics of different models in various scenarios. The RNN model with pHash embeddings emerged as the top performer in real-world scenarios, demonstrating robust template identification capabilities across diverse meme content. The 2-headed DenseNet model showed particular effectiveness in distinguishing between known templates, especially when dealing with pre-filtered, templated meme datasets. Zannettou *et al.*'s perceptual hashing method exhibited exceptional precision in template identification, albeit with lower recall, making it suitable for applications requiring high confidence in template assignments. However, for tasks aimed at capturing a broad range of social media occurrences of a given template, this method may not be optimal due to its strict nature, classifying most images as templateless. The RNN-Feature Matching model, inspired by Courtois & Frissen's work, offered balanced performance but at a significant computational cost, highlighting the trade-offs between accuracy and efficiency in large-scale meme analysis.

These findings have far-reaching implications for meme analysis and related fields. The high-performing models enable more accurate tracking of meme templates spread across social media platforms, facilitating studies on meme evolution and virality. This capability is crucial for discerning memes' influence on public discourse, cultural trends, and online behavior. Our framework for large-scale identification of meme templates opens up new possibilities for researchers to analyze meme usage patterns and their reflections on societal trends and attitudes. Mascarenhas *et al.* highlight the need to scale up qualitative analysis, noting that analyzing the arguments memes make is more impactful than analyzing particular

meme instances. Classifying groups of memes into templates moves us towards this goal [44]. Furthermore, conducting a life cycle analysis of meme templates on social media could identify similarities or common patterns between template life cycles, such as "evergreen" templates or "shooting star" templates. Investigating how the interplay between a meme's local and global context influences its popularity presents another intriguing research direction. The collected metadata (e.g., titles, captions, publication dates, content maturity indicators, comment counts, and scores) offers opportunities for more comprehensive analyses of meme engagement and spread, as suggested by Barnes *et al.* [45].

However, our study also revealed certain limitations. Our limited computational resources hindered full optimization and experimentation with these models. Data collection constraints, particularly changes to the API of \mathbb{X} , impacted the breadth of our \mathbb{X} dataset, indicating that expanding the dataset would provide a more representative view of the diverse meme landscape. The challenge of keeping up with the rapidly evolving landscape of meme templates was evident in the performance discrepancy between the Imgflip dataset and real-world social media content. Although the Imgflip database is extensive, it does not cover all circulating meme templates on social media sites, suggesting the need to diversify data sources in future research. We are aware of KnowYourMeme.com, a popular resource often used in the literature for meme studies. However, our previous attempts to use this platform revealed significant drawbacks. The galleries for meme templates, which would serve as the source for labeled memes, often contain irrelevant and unverified memes and images, making Imgflip a more reliable choice for our study despite its limitations.

Despite these limitations, the proposed framework provides a solid foundation for future research in meme template identification and analysis. By highlighting the strengths and weaknesses of various approaches, we aim to guide researchers and practitioners in selecting appropriate methods for their specific use cases. We have made all our code available

in an open GitHub repository,¹ including implementation details, evaluation frameworks, and data processing scripts. We encourage researchers to build on and extend this codebase, promoting collaboration in meme analysis. As meme culture evolves, we believe that accurately identifying and analyzing meme templates will become increasingly valuable across various disciplines.

ACKNOWLEDGMENT

We thank Talha Sahin for his assistance in the collection of Facebook and Twitter data. The research was supported by the European Union project RRF 2.3.1-21-2022-00004 within the AI National Laboratory and Grant Nr. TKP2021-NVA-02. Roland Molontay is also supported by the National Research, Development and Innovation Fund through the OTKA Grant PD-142585 and by the University Research Fellowship Program (EKÖP).

REFERENCES

- [1] P. Davison, "The language of internet memes," *The Social Media Reader*, pp. 120–134, 2012.
- [2] C. W. Leach and A. M. Allen, "The social psychology of the Black Lives Matter meme and movement," *Current Directions in Psychological Science*, vol. 26, no. 6, pp. 543–547, 2017.
- [3] S. Malodia, A. Dhir, A. Bilgihan, P. Sinha, and T. Tikoo, "Meme marketing: How can marketers drive better engagement using viral memes?" *Psychology & Marketing*, vol. 39, no. 9, pp. 1775–1801, 2022.
- [4] L. Shifman, "Memes in a digital world: Reconciling with a conceptual troublemaker," *Journal of Computer-Mediated Communication*, vol. 18, no. 3, pp. 362–377, 2013.
- [5] K. Barnes, T. Riesenmy, M. D. Trinh, E. Lleshi, N. Balogh, and R. Molontay, "Dank or not? Analyzing and predicting the popularity of memes on Reddit," *Applied Network Science*, vol. 6, no. 1, pp. 1–24, 2021.
- [6] C. Ling, I. AbuHilal, J. Blackburn, E. De Cristofaro, S. Zannettou, and G. Stringhini, "Dissecting the meme magic: Understanding indicators of virality in image memes," *Proceedings of the ACM on Human-Computer Interaction*, vol. 5, no. CSCW1, pp. 1–24, 2021.
- [7] O. Tsur and A. Rappoport, "Don't let me be# misunderstood: Linguistically motivated algorithm for predicting the popularity of textual memes," in *Proceedings of the International AAAI Conference on Web and Social Media*, vol. 9, no. 1, 2015, pp. 426–435.
- [8] S. Zannettou, T. Caulfield, J. Blackburn, E. De Cristofaro, M. Sirivianos, G. Stringhini, and G. Suarez-Tangil, "On the origins of memes by means of fringe web communities," in *Proceedings of the Internet Measurement Conference 2018*, 2018, pp. 188–202.
- [9] A. Dubey, E. Moro, M. Cebrian, and I. Rahwan, "Memesequencer: Sparse matching for embedding image macros," in *Proceedings of the 2018 World Wide Web Conference*, 2018, pp. 1225–1235.
- [10] C. Courtois and T. Frissen, "Computer vision and internet meme genealogy: An evaluation of image feature matching as a technique for pattern detection," *Communication Methods and Measures*, vol. 17, no. 1, pp. 17–39, 2023.
- [11] W. Theisen, D. G. Cedre, Z. Carmichael, D. Moreira, T. Weninger, and W. Scheirer, "Motif mining: Finding and summarizing remixed image content," in *Proceedings of the IEEE/CVF Winter Conference on Applications of Computer Vision*, 2023, pp. 1319–1328.
- [12] R. Tommasini, F. Ilievski, and T. Wijesiriwardene, "Imkg: The internet meme knowledge graph," in *European Semantic Web Conference*. Springer, 2023, pp. 354–371.
- [13] S. Joshi, F. Ilievski, and L. Luceri, "Contextualizing internet memes across social media platforms," in *Companion Proceedings of the ACM on Web Conference 2024*, 2024, pp. 1831–1840.
- [14] L. Richardson, "Beautiful soup documentation," *April*, 2007.
- [15] A. Radford, J. W. Kim, C. Hallacy, A. Ramesh, G. Goh, S. Agarwal, G. Sastry, A. Askell, P. Mishkin, J. Clark *et al.*, "Learning transferable visual models from natural language supervision," in *International Conference on Machine Learning*. PMLR, 2021, pp. 8748–8763.
- [16] S. B. and R. M., "We've reddit, have you?: what librarians can learn from a site full of memes," *Coll Res Libr News*, vol. 10, no. 74, pp. 518–521, 2013.
- [17] J. Baumgartner, S. Zannettou, B. Keegan, M. Squire, and J. Blackburn, "The pushshift Reddit dataset," in *Proceedings of the International AAAI Conference on Web and Social Media*, vol. 14, 2020, pp. 830–839.
- [18] B. Boe, "PRAW: The Python Reddit API wrapper," <https://github.com/praw-dev/praw>, 2016, accessed: 2022-12-15.
- [19] M. Podolak, "Pmaw: Pushshift multithread API wrapper," <https://github.com/mattpodolak/pmaw>, 2021, accessed: 2022-12-15.
- [20] B. Muthukadan, "Selenium python bindings," 2016.
- [21] S. J. Dixon, "Facebook q2 earnings report (2023)," <https://www.statista.com/statistics/264810/number-of-monthly-active-facebook-users-worldwide/>, 2024, accessed: 2024-02-29.
- [22] V. Sherratt, K. Pimblett, and N. Dethlefs, "Multi-channel convolutional neural network for precise meme classification," in *Proceedings of the 2023 ACM International Conference on Multimedia Retrieval*, 2023, pp. 190–198.
- [23] B. Deka, Z. Huang, C. Franzen, J. Hibschan, D. Afegan, Y. Li, J. Nichols, and R. Kumar, "Rico: A mobile app dataset for building data-driven design applications," in *Proceedings of the 30th Annual ACM Symposium on User Interface Software and Technology*, 2017, pp. 845–854.
- [24] Z. Hussain, M. Zhang, X. Zhang, K. Ye, C. Thomas, Z. Agha, N. Ong, and A. Kovashka, "Automatic understanding of image and video advertisements," in *Proceedings of the IEEE Conference on Computer Vision and Pattern Recognition*, 2017, pp. 1705–1715.
- [25] B. A. Plummer, L. Wang, C. M. Cervantes, J. C. Caicedo, J. Hockenmaier, and S. Lazebnik, "Flickr30k entities: Collecting region-to-phrase correspondences for richer image-to-sentence models," in *Proceedings of the IEEE International Conference on Computer Vision*, 2015, pp. 2641–2649.
- [26] G. Bradski, "The OpenCV Library," *Dr. Dobbs Journal of Software Tools*, 2000.
- [27] M. Pietikäinen, "Local binary patterns," *Scholarpedia*, vol. 5, no. 3, p. 9775, 2010.
- [28] M. Alkhowaiter, K. Almubarak, and C. Zou, "Evaluating perceptual hashing algorithms in detecting image manipulation over social media platforms," in *2022 IEEE International Conference on Cyber Security and Resilience (CSR)*. IEEE, 2022, pp. 149–156.
- [29] X.-m. Niu and Y.-h. Jiao, "An overview of perceptual hashing," *Acta Electronica Sinica*, vol. 36, no. 7, p. 1405, 2008.
- [30] D. S. Evan Klinger, "phash, the open source perceptual hash library," <https://www.phash.org>, 2008, accessed: 2024-04-25.
- [31] E. Rublee, V. Rabaud, K. Konolige, and G. Bradski, "Orb: An efficient alternative to sift or surf," in *2011 International Conference on Computer Vision*. Ieee, 2011, pp. 2564–2571.
- [32] K. He, X. Zhang, S. Ren, and J. Sun, "Deep residual learning for image recognition," *2016 IEEE Conference on Computer Vision and Pattern Recognition (CVPR)*, pp. 770–778, 2015. [Online]. Available: <https://api.semanticscholar.org/CorpusID:206594692>
- [33] G. Huang, Z. Liu, L. Van Der Maaten, and K. Q. Weinberger, "Densely connected convolutional networks," in *Proceedings of the IEEE Conference on Computer Vision and Pattern Recognition*, 2017, pp. 4700–4708.
- [34] M. Tan and Q. Le, "Efficientnetv2: Smaller models and faster training," in *International conference on machine learning*. PMLR, 2021, pp. 10096–10106.
- [35] J. Yang, K. Zhou, Y. Li, and Z. Liu, "Generalized out-of-distribution detection: A survey," *arXiv preprint arXiv:2110.11334*, 2021.
- [36] D. A. Suju and H. Jose, "Flann: Fast approximate nearest neighbour search algorithm for elucidating human-wildlife conflicts in forest areas," in *2017 Fourth International Conference on Signal Processing, Communication and Networking (ICSCN)*. IEEE, 2017, pp. 1–6.
- [37] J. Wright, A. Y. Yang, A. Ganesh, S. S. Sastry, and Y. Ma, "Robust face recognition via sparse representation," *IEEE Transactions on Pattern Analysis and Machine Intelligence*, vol. 31, no. 2, pp. 210–227, 2008.
- [38] M. Grootendorst, "Bertopic: Neural topic modeling with a class-based tf-idf procedure," *arXiv preprint arXiv:2203.05794*, 2022.
- [39] L. McInnes, J. Healy, and J. Melville, "Umap: Uniform manifold approximation and projection for dimension reduction," 2020.

¹<https://github.com/hdsd/meme-research>

- [40] L. McInnes, J. Healy, and S. Astels, “hdbscan: Hierarchical density based clustering,” *Journal of Open Source Software*, vol. 2, no. 11, p. 205, 2017.
- [41] B. Matthews, “Comparison of the predicted and observed secondary structure of t4 phage lysozyme,” *Biochimica et Biophysica Acta (BBA) - Protein Structure*, vol. 405, no. 2, pp. 442–451, 1975. [Online]. Available: <https://www.sciencedirect.com/science/article/pii/0005279575901099>
- [42] J. Cohen, “A coefficient of agreement for nominal scales,” *Educational and Psychological Measurement*, vol. 20, no. 1, pp. 37–46, 1960.
- [43] Wikipedia, “Fleiss’ kappa — Wikipedia, the free encyclopedia,” [http://en.wikipedia.org/w/index.php?title=Fleiss’ %20kappa&oldid=1219080464](http://en.wikipedia.org/w/index.php?title=Fleiss'%20kappa&oldid=1219080464), 2024, [Online; accessed 16-July-2024].
- [44] M. Mascarenhas, D. A. Friedman, and R. J. Cordes, “Bridging gaps in image meme research: A multidisciplinary paradigm for scaling up qualitative analyses,” *Journal of the Association for Information Science and Technology*, 2024.
- [45] K. Barnes, P. Juhász, M. Nagy, and R. Molontay, “Topicality boosts popularity: a comparative analysis of NYT articles and Reddit memes,” *Social Network Analysis and Mining*, vol. 14, no. 1, p. 119, 2024.