

Multimodal Causal Reasoning Benchmark: Challenging Vision Large Language Models to Infer Causal Links Between Siamese Images

Zhiyuan Li, Heng Wang, Dongnan Liu, Chaoyi Zhang, Ao Ma, Jieting Long, Weidong Cai

School of Computer Science, The University of Sydney

Abstract

Large Language Models (LLMs) have showcased exceptional ability in causal reasoning from textual information. However, will these causalities remain straightforward for Vision Large Language Models (VLLMs) when only visual hints are provided? Motivated by this, we propose a novel **Multimodal Causal Reasoning** benchmark, namely MuCR, to challenge VLLMs to infer semantic cause-and-effect relationship when solely relying on visual cues such as action, appearance, clothing, and environment. Specifically, we introduce a prompt-driven image synthesis approach to create siamese images with embedded semantic causality and visual cues, which can effectively evaluate VLLMs' causal reasoning capabilities. Additionally, we develop tailored metrics from multiple perspectives, including image-level match, phrase-level understanding, and sentence-level explanation, to comprehensively assess VLLMs' comprehension abilities. Our extensive experiments reveal that the current state-of-the-art VLLMs are not as skilled at multimodal causal reasoning as we might have hoped. Furthermore, we perform a comprehensive analysis to understand these models' shortcomings from different views and suggest directions for future research. We hope MuCR can serve as a valuable resource and foundational benchmark in multimodal causal reasoning research. The project is available at: <https://github.com/Zhiyuan-Li-John/MuCR>

Introduction

Causal reasoning is the process of identifying the relationship between a cause and its effect, which is regarded as a fundamental capability of artificial intelligence (Liu et al. 2024e). Recent advancements in Large Language Models (LLMs) have led to significant improvements in causal reasoning within the textual modality (Jin et al. 2023; Bagheri et al. 2024; Ashwani et al. 2024). These advanced LLMs can infer the cause-and-effect relationship through a chain-of-thought strategy (Bao et al. 2024) and provide reasonable explanations (Kiciman et al. 2023). They can even reason about complex causal relationships that typically demand expert-level topological structure analysis (Vashishtha et al. 2023). Despite these advancements, existing linguistic evaluation benchmarks (Singh et al. 2021; Du et al. 2022; Jin et al. 2023) are beginning to fall short in assessing the more advanced capabilities of the latest Vision Large Language Models (VLLMs) such as GPT-4o (OpenAI 2024b),

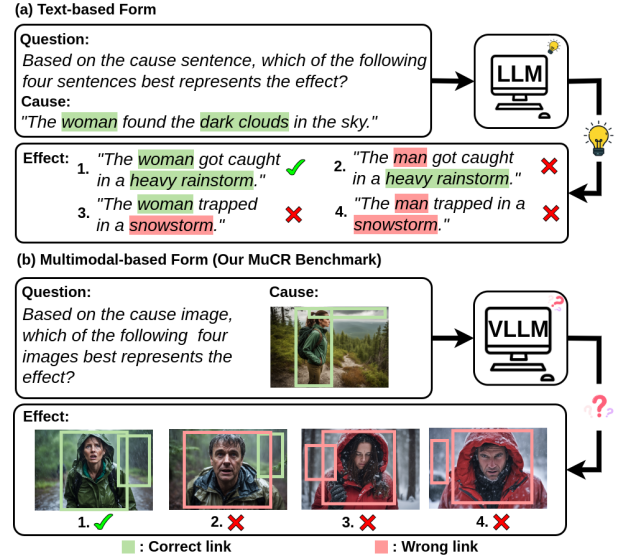


Figure 1: An example of explicit causal reasoning inference depicted in two modalities. This comparison raises the question: *Can VLLMs achieve the same level of causal reasoning comprehension as LLMs do in textual modality?*

Claude 3.5 (ClaudeAI 2024b), and Gemini 1.5 (DeepMind 2024). Specifically, a major limitation involves the inadequate evaluation of their advanced visual comprehension abilities, such as multi-image understanding (Zhao et al. 2024a). Although some studies (Zellers et al. 2019; Hessel et al. 2022; Ko et al. 2023) have explored causal reasoning through visual question answering (VQA), these efforts typically require VLLMs to extract visual information from a single image input. Whether VLLMs can identify visual cues across multiple images for causal inference remains an unexplored field.

Following this, we propose an intriguing question: Can VLLMs achieve the same level of causal reasoning comprehension based solely on visual cues as what LLMs succeed within the textual modality? Figure 1 shows a comparison of a causal reasoning case depicted in two modalities. Most existing benchmarks do not address this question. Especially, as shown in Figure 2 (a), we identify three major drawbacks in previous benchmarks: (1) **Absence of visual modality:**

Benchmark	Type	Image		Text		Multi-level
		Visual Cue	Multi-Image	Explanation	Cau. Eff.	QA Form
Com2sense (Singh et al. 2021)	Linguistic	✗	✗	✗	→	✗
CausalBank (Li et al. 2021)		✗	✗	✗	→	✗
e-CARE (Du et al. 2022)		✗	✗	✗	→	✗
Cladder (Jin et al. 2023)		✗	✗	✗	→	✗
VCR (Zellers et al. 2019)	Multimodal	✓	✗	✗	→	✗
Sherlock (Hessel et al. 2022)		✓	✗	✓	→	✗
VideoQA (Ko et al. 2023)	Multimodal	✓	✗	✗	→	✗
ScienceQA (Lu et al. 2022)		✓	✓	✓	✗	✗
M ³ CoT (Chen et al. 2024)		✓	✓	✓	✗	✗
MIRB (Zhao et al. 2024)		✓	✓	✗	✗	✗
MuCR (ours)	Multimodal	✓	✓	✓	↔	✓

(a)

(1) Image-Level

Question: Based on the cause image, which of the following four images best represents the effect?

Query Image:

Choice: 1. 2. 3. 4.

(2) Phrase-Level

Question: Considering the cause in the first image and effect in the second, which of the following four cue phrases best describe causality link between two images?

Query Image:

Choice: 1. hatch ✓ 2. parent ✗ 3. egg ✗ 4. nest ✗

(3) Sentence-Level

Question: Based on the cause image with four image choices in the first question as well as four cue phrases in the second question, explain the causal reasoning for your choice?

Explanation: "....."

(b)

Figure 2: (a) Comparison of our MuCR and related dataset on reasoning tasks. “Cau.” represents cause and “Eff.” represents effect. The arrow means inference direction. (b) Detailed illustration of a case in our MuCR dataset. It evaluates VLLM’s causal reasoning capability at three levels. Best viewed by zooming in.

Linguistic causal reasoning benchmarks (Singh et al. 2021; Li et al. 2021; Du et al. 2022; Jin et al. 2023) fail to assess visual comprehension ability. (2) **Lack of multi-image understanding:** Current causal reasoning VQA tasks (Zellers et al. 2019; Hessel et al. 2022; Ko et al. 2023) are inadequate in cross-image analysis. (3) **Absence of cause-and-effect question:** Existing multi-image understanding benchmarks (Lu et al. 2022; Chen et al. 2024; Zhao et al. 2024a) lack cause-and-effect questions, rendering them insufficient for an evaluation of VLLMs’ causal reasoning capabilities. To address these problems, we propose a novel **Multimodal Causal Reasoning (MuCR)** benchmark, challenging VLLMs to infer causal links between siamese images based solely on visual cues. It evaluates VLLMs’ causal reasoning capabilities at the image, phrase, and sentence levels, as depicted in Figure 2 (b).

We evaluate the current state-of-the-art (SOTA) open-source and in-house VLLMs on our benchmark. The results indicate that open-source models, such as LLaVa1.6 (Liu et al. 2024b), face significant challenges in visual information comprehension, leading to performance that falls well behind in-house models like GPT-4o (OpenAI 2024b). Even so, the best in-house model GPT-4V (OpenAI 2024a) still struggles to match human-level performance. This shortfall is primarily due to the strong causal knowledge within the language model that can cause them to disregard crucial visual evidence (Liu et al. 2024e). Additionally, we prove that general LLM-enhancing strategies like in-context learning and chain-of-thought reasoning can only provide limited improvement or even negative improvement on our benchmark. Finally, we reveal that the multi-image input form could be a promising avenue for advancing VLLM research.

Our contributions are summarized as follows:

- We identify the limitations of current causal reasoning benchmarks, which fail to assess the advanced visual capabilities of the latest VLLMs.
- We propose the MuCR benchmark, which can comprehensively evaluate VLLMs’ multimodal causal reasoning abilities from image, phrase, and sentence levels.
- Our extensive experiments with SOTA open-source and in-house models reveal interesting insights and suggest potential directions for future research.

Related Work

Causal Reasoning. The ability to perform causal reasoning is widely considered a core feature of artificial intelligence. With the development of LLMs, they have exhibited increasingly robust capabilities in causal reasoning tasks. Previous benchmarks, such as Com2sense (Singh et al. 2021) and CausalBank (Li et al. 2021), are becoming insufficient for evaluating linguistic abilities. To address this, Romanou et al. (2023) introduced the CRAB benchmark, which requires LLMs to capture explicit causal relationships between variables in real-world scenarios. Similarly, Jin et al. (2023) proposed Cladder to investigate whether LLMs can coherently reason about causality using a set of well-defined formal rules. However, these benchmarks focus solely on the text modality, leaving the crucial question of multimodal reasoning unaddressed. Zellers et al. (2019) introduced Visual Commonsense Reasoning (VCR) to challenge visual understanding by moving beyond object recognition toward cognition-level understanding. Additionally, Hessel et al. (2022) introduced Sherlock to challenge VLLMs in identifying visual clues scattered throughout a scene and making reasoning inferences combined with commonsense and life experience. Although these benchmarks have considered the visual modality, they still fail to evaluate the advanced visual capabilities of the latest VLLMs, particularly in multi-image understanding. In this paper, we make an initial attempt to explore multimodal causal reasoning tasks by challenging VLLMs to infer causal links between siamese images and verify their comprehensive understanding at image, phrase, and sentence levels.

Multi-Image Understanding. The field of multi-image understanding has gained significant traction for many years, with various tasks proposed to evaluate the ability of VLLMs to comprehend the content and relationship between multiple images. Existing tasks can be broadly divided into two categories: multi-image similarity and multi-image difference. Multi-image similarity tasks involve identifying the same item or drawing analogies across different images, which include person re-identification, such as CUHK (Li et al. 2014) and PRW (Zheng et al. 2016), visual analogies like VASR (Bitton et al. 2023) and VISALOGY (Sadeghi, Zitnick, and Farhadi 2015), and object re-identification in-

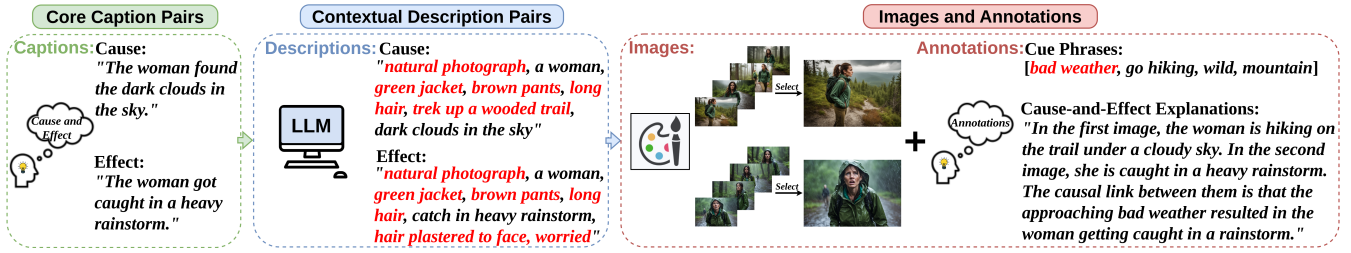


Figure 3: The overview of our MuCR benchmark construction process. It follows synthesis in three core levels: generating core caption pairs, transforming into contextual description pairs, and creating images and annotations.

cluding iPanda-50 (Wang et al. 2021) and ATRW (Li et al. 2020). In contrast, multi-image difference tasks emphasize contrasting differences or changes between similar images. These tasks include visual bias assessment, such as NVLR1 (Suhr et al. 2017) and NVLR2 (Suhr et al. 2019), difference captioning including IDC (Yao, Wang, and Jin 2022) and Chg2Cap (Chang and Ghamisi 2023), and compositionality challenges like Winoground (Thrush et al. 2022). Recently, integrative benchmarks like ScienceQA (Lu et al. 2022), M³CoT (Chen et al. 2024), and MIRB (Zhao et al. 2024a) have been proposed to comprehensively evaluate VLLMs’ capabilities. Among these benchmarks, there are numerous multi-image form problems such as visual analogy, physical commonsense, and geometry understanding. However, all of these benchmarks fail to include causal reasoning challenges, which are essential for multimodal research. Our MuCR benchmark distinguishes itself from prior works by extending image comparison into deeper reasoning analysis. It challenges VLLMs to comprehend the causal links between multiple images, requiring contextual or commonsense knowledge to understand and relate the content across them.

The MuCR Dataset

In this section, we detail the construction of the MuCR dataset. Figure 3 illustrates the systematic workflow of our multimodal cause-and-effect benchmark generation. Our process begins with generating core caption pairs, each consisting of one caption describing the cause and the other stating the effect. We then leverage the language capabilities of LLMs to entail these paired captions into contextually relevant descriptions, enhancing the consistency of sentences to facilitate the creation of cause-and-effect image pairs. Finally, we employ diffusion models to generate numerous siamese images based on these descriptions, annotating cue phrases and causality explanations for each pair.

Generating Core Caption Pairs

The MuCR benchmark is designed to evaluate the comprehension capabilities of VLLMs to perform multimodal causal inference. To achieve this, we first focus on generating core caption pairs that clearly delineate the cause-and-effect relationships. This process involves a refinement loop carried out by a team of six volunteers, who collaboratively brainstorm and refine the captions. Figure 4 illustrates the

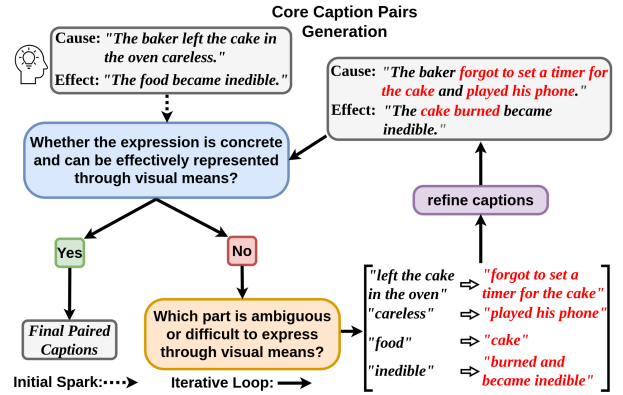


Figure 4: The process of generating paired captions through refinement loops, ensuring the final captions are precise and can be effectively represented through visual means.

core caption pairs generation process. To avoid individual bias, we group two volunteers as a team: one processes and refines captions based on initial inspirations and iterative feedback, while the other reviews and provides feedback to improve the captions’ quality. Additionally, we ask the volunteers to design four paired captions as a group, each sharing similar causalities but containing different visual cues. These groups are intended to explore the capability of distinguishing similar causalities occurring in different subjects across various scenarios. Furthermore, to maintain the diversity of our dataset, we include a portion of non-human cases. While many causality scenarios feature humans as subjects, we also incorporate cases involving animals, plants, comic characters, and their interactions. Finally, this process results in a total of 400 cause-and-effect caption pairs (see supplementary materials for more examples and further details).

Producing Contextual Description Pairs

While core caption pairs effectively depict the cause-and-effect relationship, they often lack contextual details such as appearance, clothing colour, and environmental context that serve as crucial visual cues for high-quality cause-and-effect image synthesis. The absence of these specifics could introduce randomness in image creation, which may lead to inconsistencies and potentially undermine the perceived causality between the siamese images. Figure 6 highlights the drawbacks of missing context and the advantages of incorporating context. As shown in Figure 6 (a), although the



Figure 5: (a) Examples from our dataset featuring different categories and styles. The “Mixture” category represents two or more tags involved in the causality. (b) Category distribution overview showing the proportions of human, animal, character, plant, and mixture categories. (c) Style distribution overview illustrating the proportions of comic and photographic styles.

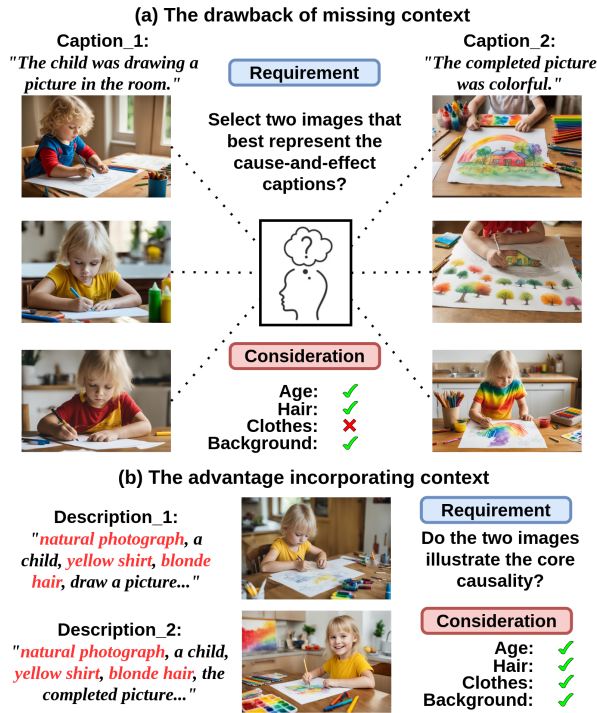


Figure 6: An example of core captions vs contextual descriptions in cause-and-effect image synthesis.

two columns of images accurately represent the core caption, mismatched clothing disrupts the sense of causality, making it difficult to form coherent pairs. In contrast, the example in Figure 6 (b) demonstrates that incorporating contextual information and transforming core captions into contextual descriptions effectively resolves this issue and reduces randomness in image synthesis.

To address this issue, we leverage the linguistic capabilities of LLMs to enhance core caption pairs by enriching contextual details such as appearance, clothing, environment, and atmosphere. By maintaining these elements consistently across images, our approach not only effectively depicts causality at a semantic level but also improves visual coherence (see supplementary materials for a comparison between the identity-preserving technique and our method). Addi-

tionally, we introduce subtle changes, such as variations in facial expressions, within the contextual description pairs to reflect the passage of time. These detailed variations emphasize the impact of causality over time, making the connection between siamese images more natural and coherent.

Creating Images and Annotations

We employ diffusion models with contextual descriptions as prompts to generate cause-and-effect image pairs. Specifically, we utilize DALL-E (Ramesh et al. 2021), DeepAI (DeepAI 2024), and Stability-AI (Stability AI 2023) through their respective APIs for image synthesis, aiming to minimize model bias and enhance the diversity of the generated images. We also incorporate two styles (photographic and comic) when creating these images. Each diffusion model is required to generate 4 images per sentence, resulting in 24 images for every cause-and-effect pair (9600 images in total). Then, the volunteers are asked to manually select the two best representations among them that effectively depict causality at the semantic level and maintain a sense of consistency at the visual level. This results in 400 pairs of cause-and-effect images across various categories (humans, animals, plants, characters, and mixtures) and different styles (photograph and comic). Figure 5 illustrates some examples featuring various categories and styles from our MuCR benchmark as well as the distribution overview of categories and styles.

In addition to image synthesis, we require volunteers to create text annotations for each cause-and-effect image pair. As shown in Figure 3, it consists of phrase-level list (cue phrases) and sentence-level description (cause-and-effect explanations). The cue phrases comprise a list of four options, each being a word or phrase. Among these, only one phrase correctly explains or is highly relevant to the causality, while the other three are striking elements in the images but do not serve as proper cues. For example, the correct phrase “bad weather” in Figure 3 effectively links “found dark clouds in the sky” and “caught in a heavy rainstorm”, while the other three do not. The sentence-level annotation is designed to verify whether the VLLMs truly understand multimodal causality and can provide reasonable explanations. To achieve this, we require volunteers to structure the explanation by first describing the content of the cause im-

age, followed by the content of the effect image, and concluding with the causal link connecting the two images with the selected cue phrase. To avoid individual annotation bias, we group three volunteers for each pair to generate three independent explanations (see supplementary materials for more examples with corresponding annotations).

Evaluation Metrics

Image-level Metric

The image-level score consists of two parts: **cause-to-effect (C2E)** score and **effect-to-cause (E2C)** score. This scoring is designed to assess whether the VLLMs can identify visual cues and semantic causality between images and make the correct choice from four potential images. Given the cause image I_C with the corresponding question Q_I , the model is required to select the optimal choice among four potential effect images $\{I_E^{(i)}\}_{i=1}^4$. The **C2E** score can be computed as follows:

$$I_E^* = \operatorname{argmax}_{I_E^{(i)}} \mathcal{S}_I(Q_I, I_C, I_E^{(i)}), \quad (1)$$

$$f_I(I_E^{(i)}) = \begin{cases} 1, & I_E^{(i)} = I_E^* \\ 0, & \text{otherwise} \end{cases} \quad (2)$$

where \mathcal{S}_I measures the strength of the causal relationship for $I_C \xrightarrow{Q_I} I_E^{(i)}$. $I_E^{(i)}$ represents VLLMs' prediction from potential effect images. I_E^* represents the optimal choice among four potential images. f_I represents the function to calculate the **C2E** score. Similarly, the **E2C** score is calculated in the same manner but in the opposite direction.

Phrase-level Metric

The phrase-level metric is called **Cue** score, which tests VLLMs' capability to distinguish the correct cue from a list of fraudulent phrases according to the siamese images. Given the cause-and-effect image pairs $\{I_C, I_E\}$ with the corresponding question Q_P , the model is required to select the optimal choice among four potential cue phrases $\{T_P^{(i)}\}_{i=1}^4$. The **Cue** score can be computed as follows:

$$T_P^* = \operatorname{argmax}_{T_P^{(i)}} \mathcal{S}_P(Q_P, I_C, I_E, T_P^{(i)}), \quad (3)$$

$$f_P(T_P^{(i)}) = \begin{cases} 1, & T_P^{(i)} = T_P^* \\ 0, & \text{otherwise} \end{cases} \quad (4)$$

where \mathcal{S}_P measures the strength of the causal relationship for $\{I_C, I_E\} \xrightarrow{Q_P} T_P^{(i)}$. $T_P^{(i)}$ represents VLLMs' prediction from potential cue phrases. T_P^* represents the optimal choice among four potential images. f_P represents the function to calculate the **Cue** score.

Sentence-level Metric

Our final metric is designed to evaluate VLLMs' ability to explain causality. This sentence-level metric is called the **explanation (Exp)** score. Given the condition $\{I_C, I_E^{(i)}, T_P^{(i)}\}$ with the corresponding question Q_S , the **Exp** score can be

computed as follows:

$$\{E^{(I_C)}, E^{(I_E^{(i)})}, E^{(T_P^{(i)})}\} = \mathcal{S}_S(Q_S, I_C, I_E^{(i)}, T_P^{(i)}), \quad (5)$$

$$S_1 = f_{sim}(E^{(I_C)}, A_1^{(I_C)}, A_2^{(I_C)}, A_3^{(I_C)}), \quad (6)$$

$$S_2 = f_{sim}(E^{(I_E^{(i)})}, A_1^{(I_E)}, A_2^{(I_E)}, A_3^{(I_E)}), \quad (7)$$

$$S_3 = f_{sim}(E^{(T_P^{(i)})}, A_1^{(T_P)}, A_2^{(T_P)}, A_3^{(T_P)}), \quad (8)$$

$$f_S(E^{(I_C)}, E^{(I_E^{(i)})}, E^{(T_P^{(i)})}) = \sum_{i=1}^3 \lambda_i S_i, \quad (9)$$

where \mathcal{S}_S represents the explanation generation process for $\{I_C, I_E^{(i)}, T_P^{(i)}\} \xrightarrow{Q_S} \{E^{(I_C)}, E^{(I_E^{(i)})}, E^{(T_P^{(i)})}\}$. $E^{(I_C)}$ represents the cause image explanation. $E^{(I_E^{(i)})}$ represents the effect image explanation. $E^{(T_P^{(i)})}$ represents causality explanation with the cue phrase $T_P^{(i)}$. $\{A_1, A_2, A_3\}$ represents the human annotation. f_{sim} measures the similarity between model prediction and real human annotation. λ is the coefficient number. f_S represents the function to calculate the **Exp** score.

Experiments

Experimental Setup

We evaluate several popular open-source models on our benchmark, including BLIP2 (Li et al. 2023), OpenFlamingo (Awadalla et al. 2023), InstructBLIP (Dai et al. 2023), MiniGPT4 (Zhu et al. 2023), and LLaVA (Liu et al. 2024c). Additionally, we assess large-scale in-house models such as Claude (ClaudeAI 2024b), Gemini (DeepMind 2024), and GPT-4o (OpenAI 2024b). Human performance from crowd workers is also established as a comparison baseline on MuCR benchmark. Specifically, as most open-source models only accept a single image form, we use a composite image consisting of smaller pictures as our visual input for all the models, as shown in Figure 7 (a). For parameter settings, we set λ_1 , λ_2 , and λ_3 to 0.25, 0.25, and 0.5 in Equation (9), respectively. We use GPT-4 (OpenAI 2023) as our f_S function to compute the semantic similarity score, scoring from 0 to 10 (see supplementary materials for a discussion of reliance on GPT-4 as a scoring function).

Experimental Results

Table 1 presents the main results of popular VLLMs and human on MuCR benchmark, leading to the following findings: (1) **All open-source models underperform on MuCR**: Among the open-source models, LLaVA 1.6 13B (Liu et al. 2024b) demonstrates the highest performance with a 23.75% C2E score, a 21.50% E2C score, and a 35.75% Cue score. Nonetheless, these results are roughly equivalent to the random baseline, highlighting considerable potential for improvement. (2) **All in-house models fall short of human performance on MuCR**: While GPT-4V (OpenAI 2024a) and GPT-4o (OpenAI 2024b) outperform most other in-house models, they still do not reach the level of human performance. For instance, GPT-4o achieves a Cue score of 57.25% compared to the human performance

Model	Image Level		Phrase Level	Sentence Level			
	C2E	E2C	Cue	S1	S2	S3	Exp
Random	25.00	25.00	25.00	-	-	-	-
Open-source Models							
BLIP2 OPT6.7B (Li et al. 2023)	2.50	1.50	2.00	0.87	0.96	0.79	0.85
BLIP2 FlanT5-XXL (Li et al. 2023)	4.00	2.50	11.00	1.14	1.50	1.29	1.31
OpenFlamingo4B (Awadalla et al. 2023)	0.00	0.00	0.00	1.13	1.22	1.25	1.21
OpenFlamingo9B (Awadalla et al. 2023)	0.00	0.00	0.00	1.26	1.11	1.39	1.29
InstructBLIP Vicuna13B (Dai et al. 2023)	6.50	4.00	15.50	1.90	2.23	1.79	1.93
InstructBLIP FlanT5-XXL (Dai et al. 2023)	5.50	3.50	21.50	1.96	2.17	2.06	2.06
MiniGPT4 V1 7B (Zhu et al. 2023)	8.50	6.00	17.50	1.85	1.97	1.96	1.94
MiniGPT4 V2 7B (Chen et al. 2023)	12.25	9.75	22.00	2.05	2.14	2.15	2.12
LLaVA 1.0 13B (Liu et al. 2024c)	8.25	6.50	9.75	1.64	1.68	1.56	1.61
LLaVA 1.5 13B (Liu et al. 2024a)	7.50	5.75	10.50	1.58	1.29	1.07	1.25
LLaVA 1.6 13B (Liu et al. 2024b)	23.75	21.50	35.75	1.88	1.78	1.93	1.88
In-house Models							
Claude 3 (ClaudeAI 2024a)	24.50	13.50	38.25	5.90	5.45	6.15	5.91
Claude 3.5 (ClaudeAI 2024b)	41.00	36.25	50.75	6.42	6.37	6.88	6.64
Gemini 1.5 Fast (DeepMind 2024)	55.25	50.25	55.00	6.05	5.79	6.26	6.09
Gemini 1.5 Pro (DeepMind 2024)	66.50	59.00	58.50	6.22	5.87	6.44	6.24
GPT-4V (OpenAI 2024a)	83.00	79.50	57.50	6.23	5.82	6.36	6.19
GPT-4o (OpenAI 2024b)	81.25	77.00	57.25	6.95	6.97	6.53	6.75
Human	95.60	95.50	90.50	9.13	9.04	9.35	9.22

Table 1: Main experimental results on our MuCR benchmark. “Human” performance is represented by the average accuracy of five attempts by volunteers.

of 90.50%. This indicates a substantial gap between the capabilities of current in-house models and human-level performance (see supplementary materials for more comparison and discussion).

Analysis

Effectiveness of General LLM-Enhancing Strategies.

We investigate the effectiveness of popular chain-of-thought strategies, including CoT (Kojima et al. 2022) and CCoT (Mitra et al. 2024), as well as in-context learning methods such as ICL (Brown et al. 2020) and MMICL (Zhao et al. 2024b). Table 2 presents the performance impact of these different strategies on the MuCR benchmark. The results show significant improvements in the Cue score; however, these general strategies exhibit limited or even negative improvements in the image-level and sentence-level scores for both open-source and in-house models.

Category and Style Impact. We also study the influence of category and style on the model’s performance, using GPT-4V as the baseline. Our analysis focuses on the correlation between correctness and these factors. Figure 9 illustrates the results for various categories and styles. In terms of category, plant and mixture tags emerge as performance bottlenecks. Regarding style, the comic style achieves significantly higher performance compared to the photographic style on the image-level score.

Visual Input Form. In addition to LLM-enhancing strategies, category, and style, we explore an intriguing question: does the form of visual inputs impact the final output? Fig-

Strategy	C2E	E2C	Cue	Exp
LLaVA 1.6 13B (Liu et al. 2024b)				
Direct	23.75	21.50	35.75	1.88
CoT	27.50	23.75	58.50	2.18
CCoT	26.25	23.25	57.00	2.25
ICL (2 shot)	25.50	22.75	56.25	2.35
MMICL (2 shot)	26.00	22.50	56.50	2.41
GPT4o (OpenAI 2024b)				
Direct	81.25	77.00	57.25	6.75
CoT	68.75	56.50	80.75	6.63
CCoT	66.75	57.50	73.25	6.65
ICL (2 shot)	61.25	40.00	72.75	6.42
MMICL (2 shot)	63.50	44.25	74.25	6.38

Table 2: The performance of different strategies impacts on MuCR benchmark.

ure 7 illustrates the three types of visual input forms we examined. Table 3 shows that all in-house models benefit significantly from using split image input forms, resulting in marked performance improvements. This improvement may be due to the fact that in-house models are trained with multi-image input forms, allowing them to process each image individually rather than as a composite, thereby enhancing their visual perception of each image (Yin et al. 2023).

Case Study. In this section, we conduct case studies to identify the shortcomings of VLLMs, as illustrated in Figure 8. For open-source models, the primary limitation lies in their visual perception capabilities (Cui et al. 2024). In case (a), the model can only recognize the presence of people in the garden but fails to distinguish their appearance.

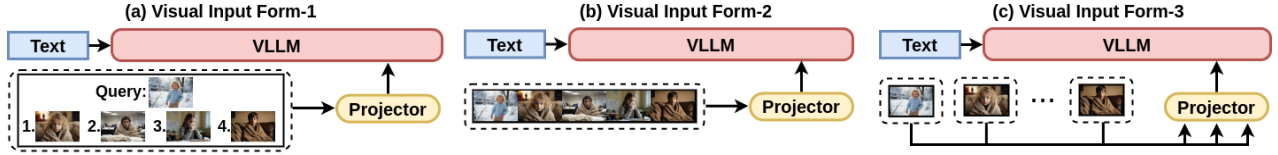


Figure 7: We designed three types of visual input formats to assess their impact on the visual perception capabilities of VLLMs.

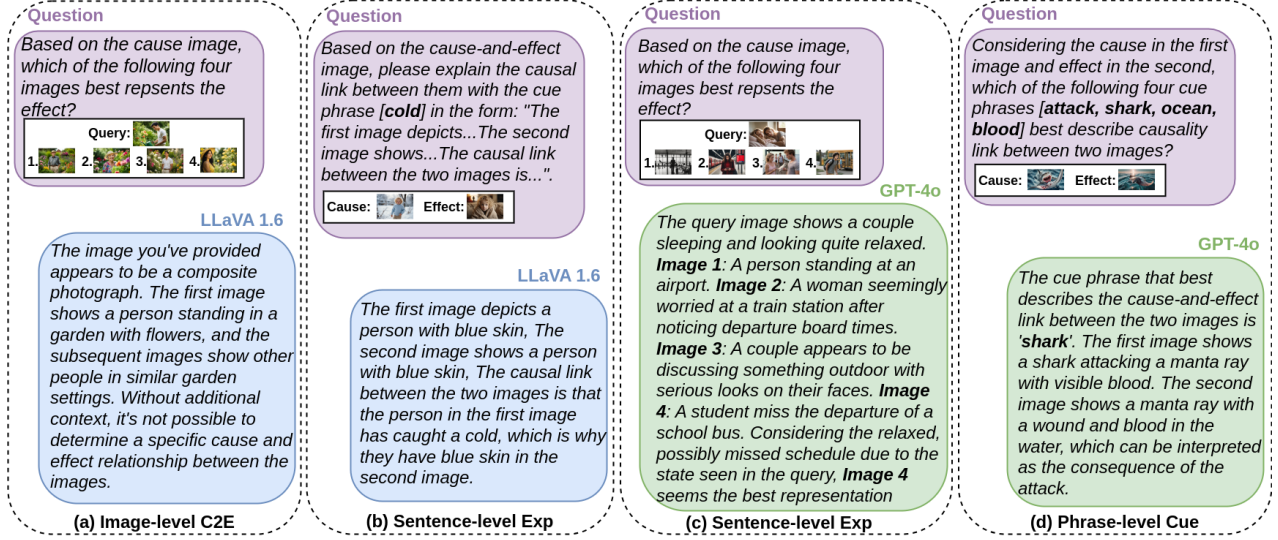


Figure 8: Various case studies highlight the specific shortcomings of open-source and in-house models. Zoom in for details.

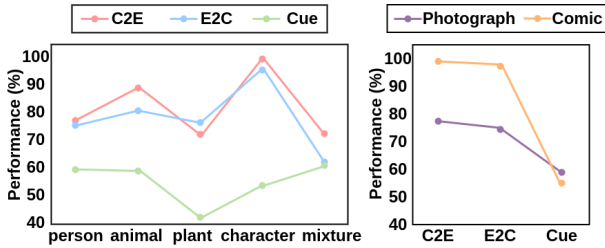


Figure 9: The correlation between correctness and different category and style.

Another significant issue with open-source models is hallucination (Liu et al. 2024d), as demonstrated in case (b). The first image shows a baby in a blue sweater, while the second shows the baby wrapped in a blanket. However, LLaVA 1.6 mistakenly infers that the baby has blue skin due to a cold. These observations suggest that improving visual perception could significantly enhance the performance of open-source models. For in-house models, the main problem stems from an overly strong causal knowledge prior within the language model (Liu et al. 2024e), which can lead the model to disregard visual evidence even when it is correctly identified, as shown in case (c). Additionally, reasoning slips (Bender et al. 2021) are a concern, as illustrated in case (d), where the model correctly analyzes the two images but arrives at an incorrect conclusion (the correct answer being “attack”). These findings indicate that in-house models need to refine their inference logic and achieve a better balance between visual and linguistic perception (see supplementary materi-

Visual Input	C2E	E2C	Cue	Exp
Claude 3.5 (ClaudeAI 2024b)				
Form-1	41.00	36.25	50.75	6.64
Form-2	32.75	29.00	43.50	5.50
Form-3	43.50	39.50	55.50	6.99
Gemini 1.5 Fast (DeepMind 2024)				
Form-1	55.25	50.25	55.00	6.09
Form-2	35.75	30.50	57.25	4.95
Form-3	75.25	69.50	63.00	7.52
GPT-4o (OpenAI 2024b)				
Form-1	81.25	77.00	57.25	6.75
Form-2	68.75	59.50	59.25	6.84
Form-3	82.50	78.25	64.25	7.98

Table 3: The performance of different visual input forms on MuCR benchmark.

als for more discussion).

Conclusion

In this study, we introduce a new multimodal causal reasoning benchmark called MuCR, designed to assess VLLMs’ ability to reason causally based solely on visual cues. We also develop specialized metrics across three levels to thoroughly evaluate the causal reasoning capabilities of VLLMs from various perspectives. Our extensive experiments provide insights into the performance of the current SOTA VLLMs on our benchmark. Lastly, we conduct an in-depth analysis to identify the models’ shortcomings and propose directions for future research.

References

- Ashwani, S.; Hegde, K.; Mannuru, N. R.; Jindal, M.; Sengar, D. S.; Kathala, K. C. R.; Banga, D.; Jain, V.; and Chadha, A. 2024. Cause and Effect: Can Large Language Models Truly Understand Causality? *arXiv preprint arXiv:2402.18139*.
- Awadalla, A.; Gao, I.; Gardner, J.; Hessel, J.; Hanafy, Y.; Zhu, W.; Marathe, K.; Bitton, Y.; Gadre, S.; Sagawa, S.; Jitsev, J.; Kornblith, S.; Koh, P. W.; Ilharco, G.; Wortsman, M.; and Schmidt, L. 2023. OpenFlamingo: An Open-Source Framework for Training Large Autoregressive Vision-Language Models. *arXiv preprint arXiv:2308.01390*.
- Bagheri, A.; Alinejad, M.; Bello, K.; and Akhondi-Asl, A. 2024. C2P: Featuring Large Language Models with Causal Reasoning. *arXiv preprint arXiv:2407.18069*.
- Bao, G.; Zhang, H.; Yang, L.; Wang, C.; and Zhang, Y. 2024. LLMs with chain-of-thought are non-causal reasoners. *arXiv preprint arXiv:2402.16048*.
- Bender, E. M.; Gebru, T.; McMillan-Major, A.; and Shmitchell, S. 2021. On the dangers of stochastic parrots: Can language models be too big? In *Proceedings of the 2021 ACM conference on fairness, accountability, and transparency*, 610–623.
- Bitton, Y.; Yosef, R.; Strugo, E.; Shahaf, D.; Schwartz, R.; and Stanovsky, G. 2023. VASR: Visual Analogies of Situation Recognition. *Proceedings of the AAAI Conference on Artificial Intelligence*, 37(1): 241–249.
- Brown, T.; Mann, B.; Ryder, N.; Subbiah, M.; Kaplan, J. D.; Dhariwal, P.; Neelakantan, A.; Shyam, P.; Sastry, G.; Askell, A.; et al. 2020. Language models are few-shot learners. *Advances in neural information processing systems*, 33: 1877–1901.
- Chang, S.; and Ghamisi, P. 2023. Changes to captions: An attentive network for remote sensing change captioning. *IEEE Transactions on Image Processing*.
- Chen, J.; Zhu, D.; Shen, X.; Li, X.; Liu, Z.; Zhang, P.; Krishnamoorthi, R.; Chandra, V.; Xiong, Y.; and Elhoseiny, M. 2023. Minigt-v2: large language model as a unified interface for vision-language multi-task learning. *arXiv preprint arXiv:2310.09478*.
- Chen, Q.; Qin, L.; Zhang, J.; Chen, Z.; Xu, X.; and Che, W. 2024. M3CoT: A Novel Benchmark for Multi-Domain Multi-step Multi-modal Chain-of-Thought. *arXiv preprint arXiv:2405.16473*.
- ClaudeAI. 2024a. Claude 3: Anthropic’s Large Language Model. <https://www.anthropic.com/claude>.
- ClaudeAI. 2024b. Claude 3.5 Sonnet. <https://www.anthropic.com/news/claude-3-5-sonnet>.
- Cui, C.; Ma, Y.; Cao, X.; Ye, W.; Zhou, Y.; Liang, K.; Chen, J.; Lu, J.; Yang, Z.; Liao, K.-D.; et al. 2024. A survey on multimodal large language models for autonomous driving. In *Proceedings of the IEEE/CVF Winter Conference on Applications of Computer Vision*, 958–979.
- Dai, W.; Li, J.; Li, D.; Tiong, A. M. H.; Zhao, J.; Wang, W.; Li, B.; Fung, P.; and Hoi, S. C. H. 2023. Instruct-BLIP: Towards General-purpose Vision-Language Models with Instruction Tuning. In Oh, A.; Naumann, T.; Globerson, A.; Saenko, K.; Hardt, M.; and Levine, S., eds., *Advances in Neural Information Processing Systems 36: Annual Conference on Neural Information Processing Systems 2023, NeurIPS 2023, New Orleans, LA, USA, December 10 - 16, 2023*.
- DeepAI. 2024. DeepAI: Image Generation. <https://deepai.org/machine-learning-model/text2img>.
- DeepMind. 2024. Gemini 1.5 Models. <https://deepmind.google/technologies/gemini/>.
- Du, L.; Ding, X.; Xiong, K.; Liu, T.; and Qin, B. 2022. e-CARE: a New Dataset for Exploring Explainable Causal Reasoning. In Muresan, S.; Nakov, P.; and Villavicencio, A., eds., *Proceedings of the 60th Annual Meeting of the Association for Computational Linguistics (Volume 1: Long Papers), ACL 2022, Dublin, Ireland, May 22-27, 2022*, 432–446. Association for Computational Linguistics.
- Hessel, J.; Hwang, J. D.; Park, J. S.; Zellers, R.; Bhagavatula, C.; Rohrbach, A.; Saenko, K.; and Choi, Y. 2022. The abduction of sherlock holmes: A dataset for visual abductive reasoning. In *European Conference on Computer Vision*, 558–575. Springer.
- Hu, E. J.; Shen, Y.; Wallis, P.; Allen-Zhu, Z.; Li, Y.; Wang, S.; Wang, L.; and Chen, W. 2021. Lora: Low-rank adaptation of large language models. *arXiv preprint arXiv:2106.09685*.
- Jin, Z.; Chen, Y.; Leeb, F.; Gresele, L.; Kamal, O.; Zhiheng, L.; Blin, K.; Adaoto, F. G.; Kleiman-Weiner, M.; Sachan, M.; et al. 2023. Cladder: Assessing causal reasoning in language models. In *Thirty-seventh conference on neural information processing systems*.
- Kiciman, E.; Ness, R.; Sharma, A.; and Tan, C. 2023. Causal reasoning and large language models: Opening a new frontier for causality. *arXiv preprint arXiv:2305.00050*.
- Ko, D.; Lee, J. S.; Kang, W.; Roh, B.; and Kim, H. J. 2023. Large language models are temporal and causal reasoners for video question answering. *arXiv preprint arXiv:2310.15747*.
- Kojima, T.; Gu, S. S.; Reid, M.; Matsuo, Y.; and Iwasawa, Y. 2022. Large language models are zero-shot reasoners. *Advances in neural information processing systems*, 35: 22199–22213.
- Li, J.; Li, D.; Savarese, S.; and Hoi, S. 2023. Blip-2: Bootstrapping language-image pre-training with frozen image encoders and large language models. In *International conference on machine learning*, 19730–19742. PMLR.
- Li, S.; Li, J.; Tang, H.; Qian, R.; and Lin, W. 2020. ATRW: A Benchmark for Amur Tiger Re-identification in the Wild. In Chen, C. W.; Cucchiara, R.; Hua, X.; Qi, G.; Ricci, E.; Zhang, Z.; and Zimmermann, R., eds., *MM ’20: The 28th ACM International Conference on Multimedia, Virtual Event / Seattle, WA, USA, October 12-16, 2020*, 2590–2598. ACM.
- Li, W.; Zhao, R.; Xiao, T.; and Wang, X. 2014. Deep-ReID: Deep Filter Pairing Neural Network for Person Re-identification. In *CVPR*.

- Li, Z.; Ding, X.; Liu, T.; Hu, J. E.; and Van Durme, B. 2021. Guided generation of cause and effect. *arXiv preprint arXiv:2107.09846*.
- Liu, H.; Li, C.; Li, Y.; and Lee, Y. J. 2024a. Improved baselines with visual instruction tuning. In *Proceedings of the IEEE/CVF Conference on Computer Vision and Pattern Recognition*, 26296–26306.
- Liu, H.; Li, C.; Li, Y.; Li, B.; Zhang, Y.; Shen, S.; and Lee, Y. J. 2024b. LLaVA-NeXT: Improved reasoning, OCR, and world knowledge.
- Liu, H.; Li, C.; Wu, Q.; and Lee, Y. J. 2024c. Visual instruction tuning. *Advances in neural information processing systems*, 36.
- Liu, H.; Xue, W.; Chen, Y.; Chen, D.; Zhao, X.; Wang, K.; Hou, L.; Li, R.; and Peng, W. 2024d. A survey on hallucination in large vision-language models. *arXiv preprint arXiv:2402.00253*.
- Liu, X.; Xu, P.; Wu, J.; Yuan, J.; Yang, Y.; Zhou, Y.; Liu, F.; Guan, T.; Wang, H.; Yu, T.; et al. 2024e. Large language models and causal inference in collaboration: A comprehensive survey. *arXiv preprint arXiv:2403.09606*.
- Lu, P.; Mishra, S.; Xia, T.; Qiu, L.; Chang, K.-W.; Zhu, S.-C.; Tafjord, O.; Clark, P.; and Kalyan, A. 2022. Learn to explain: Multimodal reasoning via thought chains for science question answering. *Advances in Neural Information Processing Systems*, 35: 2507–2521.
- Mitra, C.; Huang, B.; Darrell, T.; and Herzig, R. 2024. Compositional chain-of-thought prompting for large multimodal models. In *Proceedings of the IEEE/CVF Conference on Computer Vision and Pattern Recognition*, 14420–14431.
- OpenAI. 2023. GPT-4: OpenAI’s Large Language Model. <https://www.openai.com/research/gpt-4>.
- OpenAI. 2024a. GPT-4V: OpenAI’s Vision-Enhanced Large Language Model. <https://www.openai.com/research/gpt-4v>.
- OpenAI. 2024b. Hello GPT-4o. <https://openai.com/index/hello-gpt-4o/>.
- Ramesh, A.; Pavlov, M.; Goh, G.; Gray, S.; Voss, C.; Radford, A.; Chen, M.; and Sutskever, I. 2021. DALL-E: Creating Images from Text. <https://www.openai.com/blog/dall-e>.
- Romanou, A.; Montariol, S.; Paul, D.; Laugier, L.; Aberer, K.; and Bosselut, A. 2023. CRAB: Assessing the Strength of Causal Relationships Between Real-world Events. *arXiv preprint arXiv:2311.04284*.
- Sadeghi, F.; Zitnick, C. L.; and Farhadi, A. 2015. Visalogy: Answering visual analogy questions. *Advances in Neural Information Processing Systems*, 28.
- Singh, S.; Wen, N.; Hou, Y.; Alipoormolabashi, P.; Wu, T.; Ma, X.; and Peng, N. 2021. COM2SENSE: A Commonsense Reasoning Benchmark with Complementary Sentences. In Zong, C.; Xia, F.; Li, W.; and Navigli, R., eds., *Findings of the Association for Computational Linguistics: ACL/IJCNLP 2021, Online Event, August 1-6, 2021*, volume ACL/IJCNLP 2021 of *Findings of ACL*, 883–898. Association for Computational Linguistics.
- Stability AI. 2023. Stability AI: Image Generation. <https://stability.ai>.
- Suhr, A.; Lewis, M.; Yeh, J.; and Artzi, Y. 2017. A corpus of natural language for visual reasoning. In *Proceedings of the 55th Annual Meeting of the Association for Computational Linguistics (Volume 2: Short Papers)*, 217–223.
- Suhr, A.; Zhou, S.; Zhang, A.; Zhang, I.; Bai, H.; and Artzi, Y. 2019. A Corpus for Reasoning about Natural Language Grounded in Photographs. In *Proceedings of the 57th Annual Meeting of the Association for Computational Linguistics*, 6418–6428.
- Thrush, T.; Jiang, R.; Bartolo, M.; Singh, A.; Williams, A.; Kiela, D.; and Ross, C. 2022. Winoground: Probing vision and language models for visio-linguistic compositionality. In *CVPR*.
- Valevski, D.; Lumen, D.; Matias, Y.; and Leviathan, Y. 2023. Face0: Instantaneously conditioning a text-to-image model on a face. In *SIGGRAPH Asia 2023 Conference Papers*, 1–10.
- Vashishtha, A.; Reddy, A. G.; Kumar, A.; Bachu, S.; Balasubramanian, V. N.; and Sharma, A. 2023. Causal inference using llm-guided discovery. *arXiv preprint arXiv:2310.15117*.
- Wang, L.; Ding, R.; Zhai, Y.; Zhang, Q.; Tang, W.; Zheng, N.; and Hua, G. 2021. Giant Panda Identification. *IEEE Transactions on Image Processing*, 30: 2837–2849.
- Wang, Q.; Bai, X.; Wang, H.; Qin, Z.; and Chen, A. 2024. Instantid: Zero-shot identity-preserving generation in seconds. *arXiv preprint arXiv:2401.07519*.
- Yao, L.; Wang, W.; and Jin, Q. 2022. Image Difference Captioning with Pre-training and Contrastive Learning. *Proceedings of the AAAI Conference on Artificial Intelligence*, 36(3): 3108–3116.
- Yin, S.; Fu, C.; Zhao, S.; Li, K.; Sun, X.; Xu, T.; and Chen, E. 2023. A survey on multimodal large language models. *arXiv preprint arXiv:2306.13549*.
- Zellers, R.; Bisk, Y.; Farhadi, A.; and Choi, Y. 2019. From recognition to cognition: Visual commonsense reasoning. In *Proceedings of the IEEE/CVF conference on computer vision and pattern recognition*, 6720–6731.
- Zhao, B.; Zong, Y.; Zhang, L.; and Hospedales, T. 2024a. Benchmarking Multi-Image Understanding in Vision and Language Models: Perception, Knowledge, Reasoning, and Multi-Hop Reasoning. *arXiv preprint arXiv:2406.12742*.
- Zhao, H.; Cai, Z.; Si, S.; Ma, X.; An, K.; Chen, L.; Liu, Z.; Wang, S.; Han, W.; and Chang, B. 2024b. MMICL: Empowering Vision-language Model with Multi-Modal In-Context Learning. In *The Twelfth International Conference on Learning Representations, ICLR 2024, Vienna, Austria, May 7-11, 2024*. OpenReview.net.
- Zheng, L.; Zhang, H.; Sun, S.; Chandraker, M.; and Tian, Q. 2016. Person Re-identification in the Wild. *arXiv preprint arXiv:1604.02531*.
- Zhu, D.; Chen, J.; Shen, X.; Li, X.; and Elhoseiny, M. 2023. Minigpt-4: Enhancing vision-language understanding with advanced large language models. *arXiv preprint arXiv:2304.10592*.

Supplementary Materials

Generating Core Caption Pairs

Our MuCR benchmark begins with the creation of core caption pairs, where one caption outlines the cause and the other describes the effect. These pairs establish the semantic causality that serves as the foundation for guiding the subsequent synthesis of siamese images. As detailed in the main paper, we employ a structured refinement loop that transforms initial brainstorming ideas into precise caption pairs, clearly depicting the cause-and-effect relationships. This process is guided by the principle: “Whether the expression is concrete and can be effectively represented through visual means”. Here, we discuss the rationale behind this rule and explain why volunteers are instructed to create core caption pairs in accordance with it.

Figure 10 compares the initial spark and core caption pairs in image synthesis. The comparison reveals that the initial spark often contains semantically ambiguous elements, leading to visual gaps in the generated images. For instance, the phrase “the baker left the cake in the oven” might result in an image depicting only a cake in the oven, as the diffusion model may struggle to interpret or visually represent the action “left”. Another issue is subject conflict. For example, the phrase “the food became inedible” might simply produce an image of unappealing food on a plate. However, within a cause-and-effect scenario, a human would easily infer that “food” refers specifically to the “cake.” In contrast, our core caption pairs resolve these ambiguities by translating them into more concrete actions, such as replacing “careless” with “played his phone.” This refinement significantly improves the quality of the generated images and the semantic causality between the pairs.

Table 4 shows generated paired-caption examples (i.e., four captions sharing similar causalities but involving different visual cues are paired as a group) for various scenarios (i.e., cases involving humans, animals, plants, comic characters, and mixtures). Abstract expressions are concretized during the paired-caption generation process according to the causality. For instance, the scenario “driving at excessive speed” is rephrased in terms of its potential outcomes, such as “getting a speeding ticket” or “being pulled over by a police officer”. Similarly, the concept of “blooming” is illustrated through its possible consequence, “attracting bees to gather nectar”. This process leverages causal reasoning to ground abstract ideas in real-world outcomes, thereby enhancing the intelligibility and reproducibility of the generated captions.

Producing Contextual Description Pairs

Our causal-and-effect image synthesis approach leverages the linguistic capabilities of large language models (LLMs) to incorporate a more comprehensive range of contextual information. While traditional identity-preserving image synthesis methods (e.g., LORA (Hu et al. 2021) and Face0 (Valevski et al. 2023) focus on image personalization by retaining facial details through a face encoder during the generation process (Wang et al. 2024). However, these methods often neglect broader contextual details such as clothing,

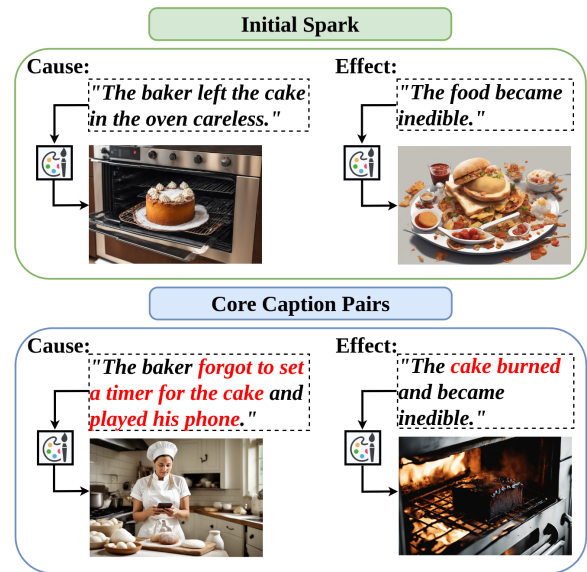


Figure 10: A comparison of directly using initial spark and our core caption pairs to generate cause-and-effect images through diffusion model.

environment, and atmosphere. In contrast, our approach not only preserves the human facial identity (appearance) but also consider additional contextual details (clothing, environment, and overall atmosphere), ensuring that the overall coherence of the image is maintained even when alterations are introduced through causal reasoning. Another significant gap comes from the guidance modality. Furthermore, as illustrated in Figure 11, existing identity-preserving techniques predominantly rely on guided images, which limits their effectiveness for semantically-driven image generation. While these methods can accurately preserve facial identity in newly synthesized images, they struggle to integrate cause-and-effect relationships across images.

Creating Images and Annotations

The study employs diffusion models with contextual prompts to generate cause-and-effect image pairs using APIs like Stability-AI (Stability AI 2023). The models produce images in two styles—photographic and comic—with each model generating 24 images per cause-and-effect pair. Volunteers then select the two best images that represent causality and maintain visual consistency. This results in 400 cause-and-effect image pairs across various categories. In addition to image generation, volunteers create text annotations for each pair, including a list of cue phrases and a sentence-level description. The cue phrases include one correct option that accurately explains the causality, while the others are visually striking but irrelevant. Volunteers also provide structured explanations describing the cause image, the effect image, and the causal link between them. To reduce bias, three volunteers independently annotate each pair. We explain examples from each category in the following paragraphs to illustrate the generated results.

In the human category, take the last generated pair as an

Cause	Effect	Category
The man drove his car at an excessive speed .	The man got a speeding ticket .	Person
The woman drove her car at an excessive speed .	The woman was pulled over by the policeman .	Person
The old man drove his car at an excessive speed .	The old man was pulled over by the policeman .	Person
The old woman drove her car at an excessive speed .	The old woman got a speeding ticket .	Person
The shark is attacking the fish.	The fish got wounded on its back.	Animal
The shark is attacking the seal.	The seal got wounded on its back.	Animal
The shark is attacking the manta ray.	The manta ray got wounded and bleeding .	Animal
The shark is attacking the penguin.	The penguin got wounded and bleeding .	Animal
The chrysanthemum is blooming .	The chrysanthemum attracting bees to collect nectar .	Plant
The tulip is blooming .	The tulip attracting bees to collect nectar .	Plant
The rose is blooming .	The rose attracting bees to collect nectar .	Plant
The jasmine is blooming .	The jasmine attracting bees to collect nectar .	Plant
The rabbit worked hard .	The rabbit earn much money .	Character
The monkey worked hard .	The monkey earn much money .	Character
The bear worked hard .	The bear earn much money .	Character
The fox worked hard .	The fox earn much money .	Character
The gardener planted a tree .	The tree grew tall .	Mixture
The farmer planted seeds .	The seeds sprouted into crops .	Mixture
The child planted flowers .	The flowers bloomed in the garden .	Mixture
The woman planted herbs .	The herbs grew in the pot .	Mixture

Table 4: Case studies for the paired captions generation process.

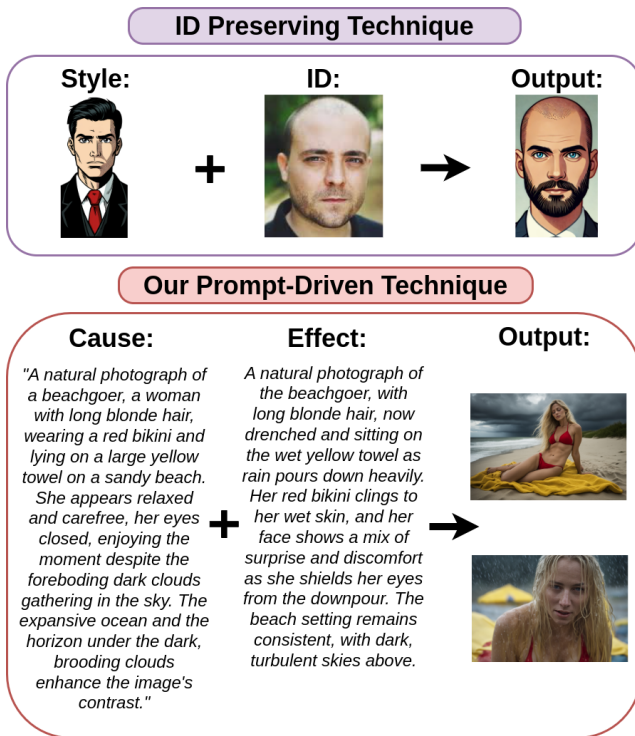


Figure 11: A comparison of identity-preserving technique and our prompt-driven technique on image synthesis.

example: the cause image features a woman in a green raincoat running in the rain, while the effect image shows the same woman suffering from a cold. For this pair, we use

"catch cold" as the positive cue phrase, and "wet," "rain," and "run" as the negative cues, consistent with the visual content. This pair is described by three different sentences, each capturing the causal relationship between the images from a unique perspective. For instance, the first annotation highlights how getting wet in the rain directly leads to catching a cold. The second sentence focuses on the sequence of events, emphasizing the progression from being wet to developing a cold. The third annotation, shifting focus entirely, explores the relationship between eating and the boy's resulting positive emotions, illustrating a different cause-and-effect scenario.

In the animal category, consider the pair involving a mother hen: the cause image shows the hen hatching eggs, and the effect image displays the hen surrounded by newly hatched chicks. Here, the positive cue phrase is "hatch", and the negative ones are "child", "smile", and "treat", chosen to match the visual elements. The pair is described through three sentence-level descriptions that explore different angles of causality. The first highlights the connection between the hatched eggs and the presence of chicks; the second emphasizes the link between the eggs and the chicks seen in the other image; and the third describes the causality between the eggs under the hen and the newly hatched chicks.

In the plant category, take the jasmine flower pair: the cause image shows a blooming jasmine flower, while the effect image features a group of bees swarming around it. For this pair, we select "bloom" as the positive cue phrase and "bee", "flower", and "sunshine" as the negative ones, aligning with the visual information. The pair is also described with three different sentences, each focusing on the causal link between the images from various perspectives. For example, the first annotation emphasizes the connection between the flower's blooming and the attraction of bees;

Model	Image Level		Phrase Level	Sentence Level			
	C2E	E2C	Cue	S1	S2	S3	Exp
Random	25.00	25.00	25.00	-	-	-	-
Zero-shot		Open Source					
BLIP2 OPT2.7B	0.00	0.00	1.50	0.61	0.70	0.69	0.67
BLIP2 OPT6.7B	2.50	1.50	2.00	0.87	0.96	0.79	0.85
BLIP2 FlanT5-XL	3.20	3.00	10.00	1.25	1.40	1.55	1.44
BLIP2 FlanT5-XXL	4.00	2.50	11.00	1.14	1.50	1.29	1.31
OpenFlamingo3B	0.00	0.00	0.00	1.34	1.10	1.08	1.15
OpenFlamingo4B	0.00	0.00	0.00	1.13	1.22	1.25	1.21
OpenFlamingo9B	0.00	0.00	0.00	1.26	1.11	1.39	1.29
InstructBLIP Vicuna3B	4.25	3.75	12.50	1.20	1.51	1.65	1.50
InstructBLIP Vicuna13B	6.50	4.00	15.50	1.90	2.23	1.79	1.93
InstructBLIP FlanT5-XL	6.75	4.25	22.00	1.28	1.76	1.96	1.74
InstructBLIP FlanT5-XXL	5.50	3.50	21.50	1.96	2.17	2.06	2.06
MiniGPT4 V1	8.50	6.00	17.50	1.85	1.97	1.96	1.94
MiniGPT4 V2	12.25	9.75	22.00	2.05	2.14	2.15	2.12
LLaVA 1.0	8.25	6.50	9.75	1.64	1.68	1.56	1.61
LLaVA 1.5	7.50	5.75	10.50	1.58	1.29	1.07	1.25
LLaVA 1.6	23.75	21.50	35.75	1.88	1.78	1.93	1.88
Supervised		Open Source					
BLIP2 OPT6.7B	1.75	1.50	0.00	1.08	0.91	1.13	1.06
BLIP2 FlanT5-XXL	2.50	1.75	9.50	2.49	1.90	1.39	1.79
OpenFlamingo3B	0.00	0.00	0.00	1.28	1.07	0.89	1.03
OpenFlamingo4B	0.00	0.00	0.00	1.57	1.27	1.48	1.45
LLaVA 1.5	13.00	11.50	16.00	2.06	2.09	1.91	1.99
LLaVA 1.6	28.75	26.5	39.25	3.33	3.26	3.35	3.32
Zero-shot		In House					
Claude3	24.50	13.50	38.25	5.90	5.45	6.15	5.91
Claude3.5	41.00	36.25	50.75	6.42	6.37	6.88	6.64
Gemini_1.5 Fast	55.25	50.25	55.00	6.05	5.79	6.26	6.09
Gemini_1.5 Pro	66.50	59.00	58.50	6.22	5.87	6.44	6.24
GPT4V	83.00	79.50	57.50	6.23	5.82	6.36	6.19
GPT4o	81.25	77.00	57.25	6.95	6.97	6.53	6.75
Human	95.60	95.50	90.50	9.13	9.04	9.35	9.22

Table 5: Main experimental results on our MuCR benchmark. “Human” performance is represented by the average accuracy from five attempts of volunteers.

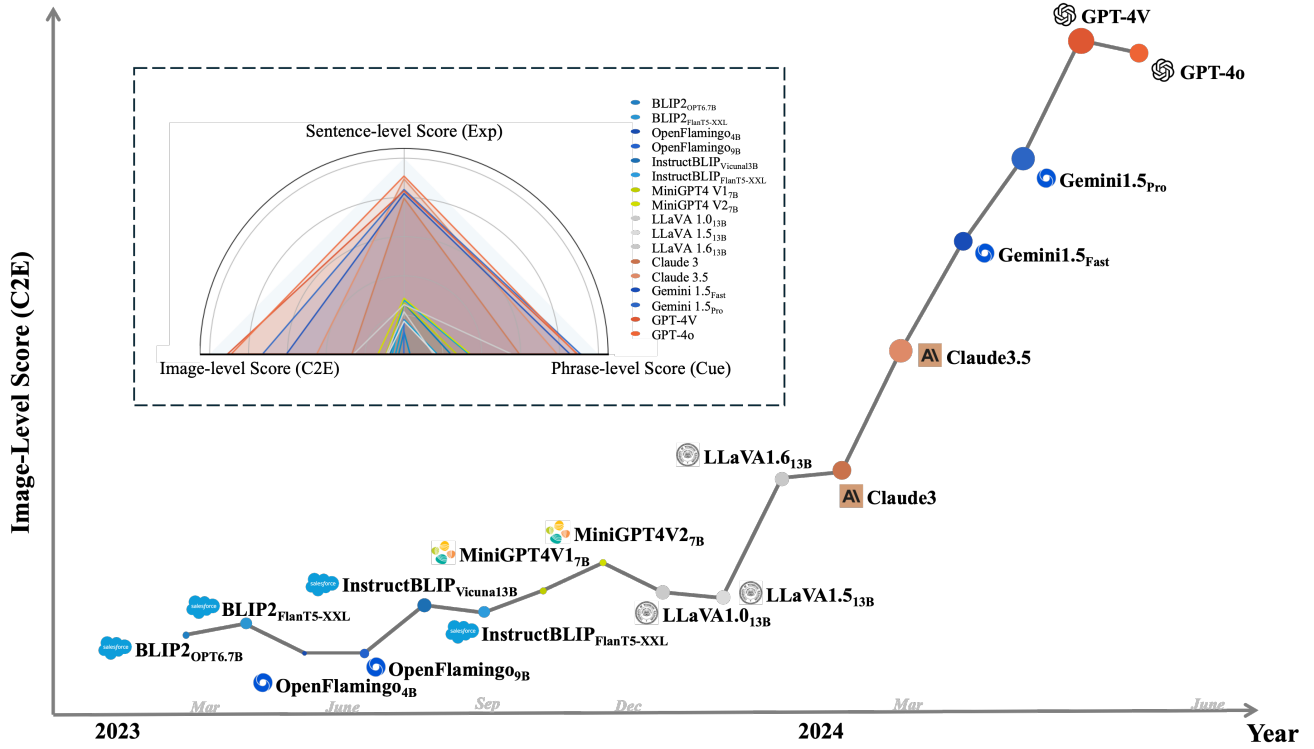


Figure 12: The relationship between the version age of VLLMs and their corresponding image-level performance.

the second focuses on the relationship between the blooming flower and the bees; and the third highlights the causality between the flower’s bloom and bee pollination.

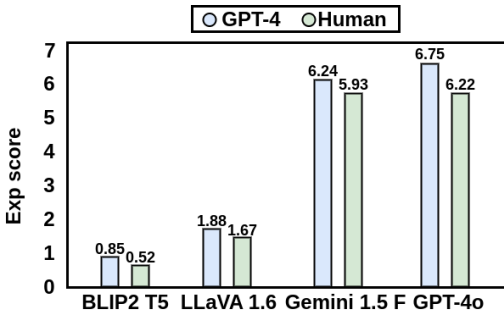


Figure 13: A comparison between using GPT-4 and employing humans to evaluate the sentence-level score.

In the character category, consider the cat pair: the first image shows a blooming jasmine flower, while the second image depicts bees swarming around it. For this, “fitness” is used as the positive cue phrase, with “gym”, “muscle”, and “dumbbells” as the negative ones, matching the visual content. The pair is explained through three different sentences, each addressing the causal link between the images from different viewpoints. For example, the first annotation focuses

on the connection between consistent workouts and muscle gains; the second emphasizes the link between regular exercise and muscle growth; and the third points out the causality between regular workout sessions and increased muscle development and strength.

In the mixture category, take the female planting pair: the cause image shows a woman planting seedlings in a garden, while the effect image displays the same woman smiling and holding a large pot of flourishing plants. Here, “plant” is the positive cue phrase, and “grow”, “green”, and “land” are the negative ones, aligning with the visual information. The pair is described through three sentences, each highlighting the causal relationship between the images from different angles. For instance, the first annotation emphasizes the connection between the woman’s diligent planting and her pride in the flourishing plants; the second focuses on the relationship between her nurturing care and the plant’s growth, along with her pride; and the third highlights the causality between her careful planting and the healthy growth of the plants, resulting in her pride at the flourishing outcome.

Sentence-level Metric

In this section, we examine the reliability of using GPT-4 as our f_s function to compute semantic scores. To assess this, we had three volunteers evaluate the sentence-level scores of four models, and we compared their average scores with GPT-4’s predictions. As shown in Figure 13, GPT-4’s scores

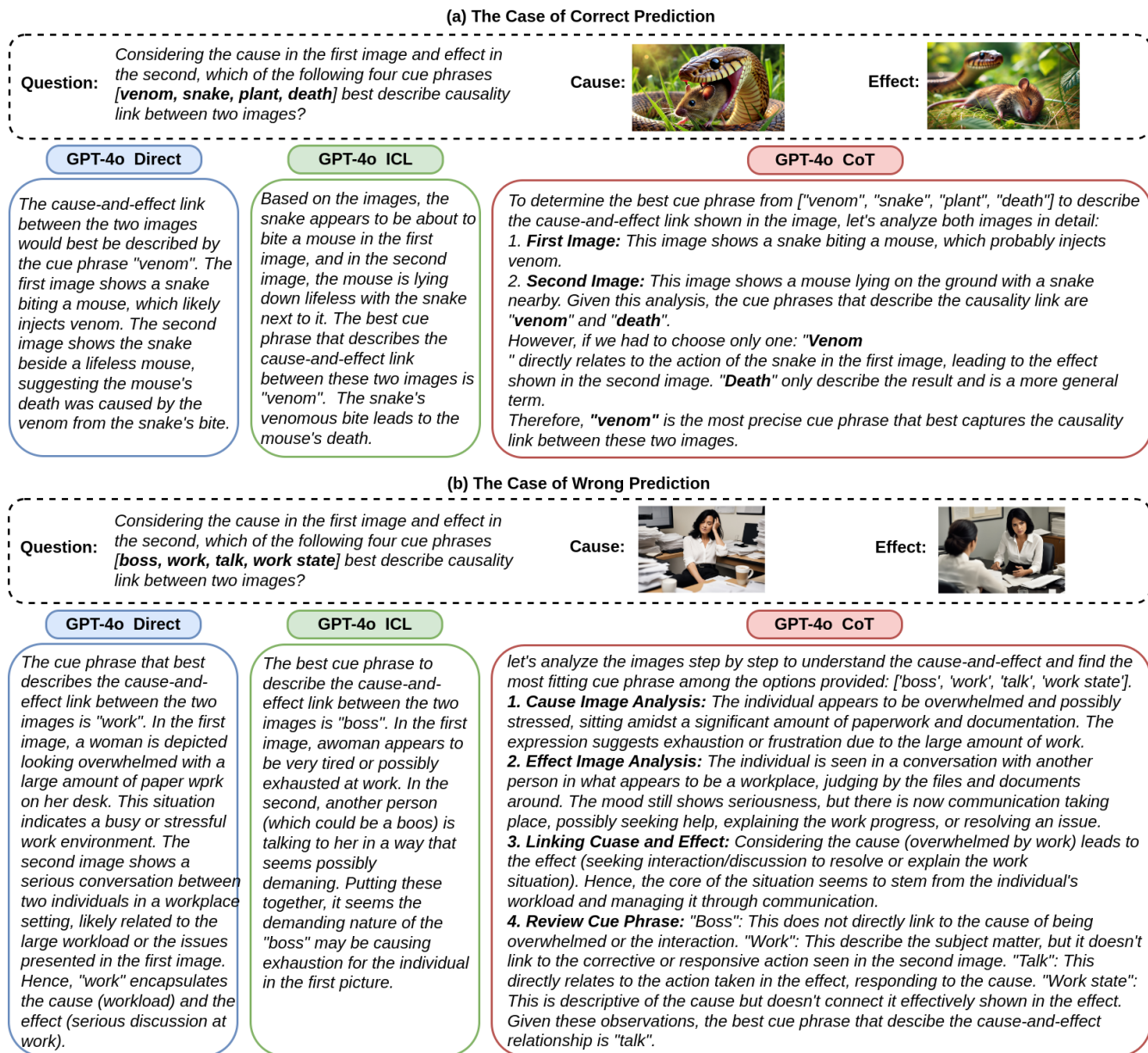


Figure 14: Some examples about how the general LLM-Enhancing Strategies affect the VLLMs' prediction.

closely align with human evaluations, though they tend to be slightly higher. This indicates that GPT-4 is a reliable proxy for human judgment in evaluating semantic scores, providing consistent results with only a minor deviation.

Experimental Results

Table 5 presents the comprehensive results of popular VLLMs and human performance on the MuCR benchmark, encompassing both zero-shot and supervised settings. The key findings are as follows: (1) **All open-source models underperform on MuCR:** As discussed in the main paper, the primary limitation of open-source models lies in their inadequate visual perception capabilities. Notably, LLaVA 1.6 (Liu et al. 2024b) demonstrates a significant perfor-

mance gap compared to other models, with results approaching random chance. Despite this, it still struggles to accurately recognize detailed visual information, such as appearance, clothing, and environmental context across images. The other models show minimal ability to identify content in complex or composed images. (2) **Supervised training shows limited improvement:** We attempted to enhance the performance of open-source models by training from scratch using a 90% training, 10% testing split. The experimental results indicate that supervised training yields only slight improvements. However, most open-source models, except for LLaVA 1.6 (Liu et al. 2024b), still perform below random chance, suggesting that this approach may not be promising for future research. (3) **All in-house models fall short**

of human performance on MuCR: The experimental results reveal a substantial gap between the capabilities of current in-house models and human-level performance. As discussed in the main paper, this shortcoming in in-house models stems from two factors: overly strong prior knowledge of causality (Liu et al. 2024e), which may cause VLLMs to overlook visual cues and potential reasoning slip causes the model to make the correct analysis but reach the wrong answer. (4) **Anomalous performance at the image level:** We also observed that GPT-4V (OpenAI 2024a) and GPT-4o (OpenAI 2024b) performed exceptionally well on image-level scores. Our case study suggests that this is due to these models exhibiting fewer reasoning errors compared to the other models (ClaudeAI 2024b; DeepMind 2024).

In addition to the preliminary analysis, we visualized the relationship between the version age of VLLMs and their corresponding image-level performance on our dataset. Figure 12 clearly illustrates a trend where more recent VLLM versions consistently achieve higher image-level scores. This positive correlation suggests that advancements in VLLM technology contribute significantly to improved performance in visual reasoning tasks. Moreover, this trend extends beyond image-level scores. Our analysis reveals that VLLMs with superior image-level performance also tend to excel in both sentence-level and phrase-level evaluations. This consistency across different levels of analysis indicates that enhancements made in newer VLLM versions are holistic, impacting various aspects of visual understanding. The findings underscore the importance of continuous development in VLLM technology, as each iteration seems to build on the last, providing more refined and accurate multimodal reasoning capabilities.

Effectiveness of General LLM-Enhancing Strategies

In the main paper, we briefly discussed the general LLM-enhancing strategies, such as in-context learning (ICL) (Brown et al. 2020; Zhao et al. 2024b) and chain-of-thought (CoT) (Kojima et al. 2022; Mitra et al. 2024) offer limited improvements in model performance. In this section, we explore the underlying reasons for these limitations. Figure 14 presents two cases illustrating the impact of these strategies on the predictions made by vision-language large models (VLLMs). In case (a), when the original reasoning aligns with human logic, both the ICL (Brown et al. 2020) and CoT (Kojima et al. 2022) strategies do not alter the prediction, as observed in the consistency between "GPT-4o ICL," "GPT-4o CoT," and "GPT-4o Direct." However, in more complex scenarios, as shown in case (b), the ICL and CoT strategies begin to influence the model's predictions. Our analysis indicates that these changes primarily occur in phrase-level questions, with no noticeable impact on image-level or sentence-level queries. This observation explains why we observed phrase-level improvements in the main paper, while the other two levels remained unaffected.




Category

Human

Style

Comic

Cue Phrases

catch cold

wet

rain

run

A1

In the first image, a man is running through the rain. In the second image, the same man is sitting on a bench, wrapped in a blanket, visibly ill with a cold. The causal link is that being caught in the rain likely led to him catching a cold.

A2

In the first image, a man is running through heavy rain. In the second image, the same man is sitting on a bench with a cold. The connection is that getting soaked in the rain probably caused him to catch a cold.

A3

In the first image, a man is seen running through the rain and getting drenched. In the second image, the same man is sitting on a bench, suffering from a cold. The connection is that being soaked in the rain likely caused him to catch a cold.




Category

Human

Style

Photograph

Cue Phrases

catch cold

wet

rain

run

A1

In the first image, a man is running in the rain while wearing a gray hoodie. In the second image, the same man is sitting on a bench, looking sick and blowing his nose into a tissue. The causal link is that running in the rain led him to catch a cold.

A2

In the first image, a man in a gray hoodie is running in the rain. In the second image, the same man is sitting on a bench, appearing sick and using a tissue to blow his nose. The causal connection is that being out in the rain caused him to catch a cold.

A3

In the first image, a man is seen running in the rain wearing a gray hoodie. In the second image, the same man appears to be ill, sitting on a bench and blowing his nose into a tissue. The causal reasoning is that running in the rain caused him to catch a cold.




Category

Human

Style

Photograph

Cue Phrases

catch cold

wet

rain

run

A1

In the first image, a woman is running in the rain, getting soaked. In the second image, the same woman is sitting on a couch, wrapped in a blanket and looking unwell. The causal link is that being exposed to the rain likely caused her to catch a cold.

A2

In the first image, a woman is running in the rain and getting drenched. In the second image, she is sitting on a couch, wrapped in a blanket, and appears to be ill. The connection is that being out in the rain likely led to her catching a cold.

A3

In the first image, a woman is seen running in the rain and getting drenched. In the second image, the same woman is sitting on a couch, wrapped in a blanket, and looking sick. The causal reasoning is that her exposure to the rain caused her to catch a cold.




Category

Human

Style

Photograph

Cue Phrases

catch cold

wet

rain

run

A1

In the first image, a woman is running in the rain while wearing a green raincoat. In the second image, the same woman is lying on a couch, looking sick and wrapped in a blanket. The causal reasoning is that getting wet in the rain led her to catch a cold.

A2

In the first image, a woman is seen running in the rain wearing a green raincoat. In the second image, the same woman is lying on a couch, appearing sick and wrapped in a blanket. The causal link is that getting wet in the rain caused her to catch a cold.

A3

In the first image, a woman is seen running in the rain with a green raincoat on. In the second image, the same woman is lying on a couch, appearing ill and wrapped in a blanket. The causal link is that getting wet in the rain caused her to catch a cold.

Figure 15: Example1 - Human





	<p>Cue Phrases</p> <p>hatch</p> <p>parent</p> <p>egg</p> <p>birth</p>	<p>A1 In the first image, two birds are sitting on a nest with several eggs. In the second image, the baby birds are now in the nest, chirping for food. The causal relationship between the two images is that the incubation of the eggs by the parent birds led to the hatching of the eggs and the emergence of the baby birds.</p> <p>A2 In the first image, two birds are sitting on a nest with several eggs. In the second image, the baby birds are now in the nest, chirping for food. The causal relationship between the two images is that the incubation of the eggs by the parent birds led to the hatching of the eggs and the emergence of the baby birds.</p> <p>A3 In the first image, two birds are hatching on a nest containing several eggs. In the second image, the nest is now filled with chirping baby birds. The connection between the two images is that the birds' incubation efforts resulted in the eggs hatching and the appearance of the baby birds.</p>
<p>Category</p> <p>Animal</p> <p>Style</p> <p>Photograph</p>		
	<p>Cue Phrases</p> <p>hatch</p> <p>parent</p> <p>egg</p> <p>birth</p>	<p>A1 In the first image, a hen is hatching eggs at a nest. In the second image, the same hen is surrounded by newly hatched chicks. The causal relationship between the two images is that the eggs the hen was sitting on have hatched, leading to the presence of the chicks.</p> <p>A2 In the first image, a hen is sitting on a nest full of eggs. In the second image, the hen is surrounded by freshly hatched chicks. The connection between the two images is that the eggs from the first image have hatched, resulting in the chicks seen in the second image.</p> <p>A3 In the first image, a hen is perched on a nest full of eggs. In the second image, the same hen is now surrounded by freshly hatched chicks. The connection between the two images is that the eggs under the hen in the first image have hatched, resulting in the chicks seen in the second image.</p>
<p>Category</p> <p>Animal</p> <p>Style</p> <p>Photograph</p>		
	<p>Cue Phrases</p> <p>hatch</p> <p>parent</p> <p>egg</p> <p>birth</p>	<p>A1 In the first image, a duck is sitting on a nest filled with eggs. In the second image, the eggs have hatched, and the duck is now surrounded by ducklings. The causal relationship between the two images is that the incubation of the eggs led to the hatching of the ducklings.</p> <p>A2 In the first image, a duck is nesting on a clutch of eggs. In the second image, the eggs have hatched, and the duck is now with her ducklings. The causal connection between the images is that the duck incubating the eggs in the first image results in the eggs hatching into ducklings seen in the second image.</p> <p>A3 In the first image, a duck is nesting on a clutch of eggs. In the second image, the eggs have hatched, and the duck is now surrounded by ducklings. The cause-and-effect relationship between the two images is that the incubation of the eggs resulted in the hatching of the ducklings.</p>
<p>Category</p> <p>Animal</p> <p>Style</p> <p>Photograph</p>		
	<p>Cue Phrases</p> <p>hatch</p> <p>parent</p> <p>egg</p> <p>birth</p>	<p>A1 In the first image, an eagle is seen sitting on its nest with several eggs. In the second image, the eagle is surrounded by its newly hatched chicks. The causal relationship between these images is that the eggs have hatched, leading to the presence of the chicks.</p> <p>A2 In the first image, an eagle is perched on its nest with several eggs. In the second image, the eagle is now with its newly hatched chicks. The connection between the two images is that the eggs have hatched, resulting in the chicks.</p> <p>A3 In the first image, an eagle is perched on its nest with several eggs. In the second image, the eagle is accompanied by its newly hatched chicks. The connection between the images is that the eggs have hatched, resulting in the chicks.</p>
<p>Category</p> <p>Animal</p> <p>Style</p> <p>Photograph</p>		

Figure 16: Example2 - Animal





	<p>Cue Phrases</p> <p>bloom</p> <p>bee</p> <p>flower</p> <p>sunshine</p>	<p>A1 In the first image, the flower is in full bloom. In the second image, the same flower attracts numerous bees. The causal link between the two images is that the flower's blooming attracts bees for pollination.</p> <p>A2 The first image shows a flower in full bloom. In the second image, bees are attracted to the flower. The causal link between the two images is that the flower's blooming attracts the bees.</p> <p>A3 The first image depicts a flower in full bloom. In the second image, bees are attracted to the flower and are actively pollinating it. The causal link between the two images is that the blooming flower attracts bees.</p>
<p>Category</p> <p>Plant</p> <p>Style</p> <p>Photograph</p>		
	<p>Cue Phrases</p> <p>bloom</p> <p>bee</p> <p>flower</p> <p>sunshine</p>	<p>A1 In the first image, the red tulips are shown in full bloom. In the second image, the same tulips attract numerous bees. The causal link between the two images is that the blooming tulips draw the bees.</p> <p>A2 In the first image, the red tulips are fully bloomed and bathed in sunlight. In the second image, the blooming tulips attract many bees. The connection between the two images is that the blooming tulips entice the bees.</p> <p>A3 In the first image, the red tulips are depicted in full bloom. In the second image, the same tulips are swarming with bees that are pollinating them. The causal connection between the images is that the blooming tulips attract the bees.</p>
<p>Category</p> <p>Plant</p> <p>Style</p> <p>Photograph</p>		
	<p>Cue Phrases</p> <p>bloom</p> <p>bee</p> <p>flower</p> <p>sunshine</p>	<p>A1 In the first image, The red rose is blooming in the garden. In the second image, the same blooming red rose is attracting bees that are gathering around it. The causal link between the two images is that the rose's blooming has attracted the bees.</p> <p>A2 In the first image, the red rose is in full bloom in the garden. In the second image, this blooming rose is surrounded by bees. The connection between the two images is that the blooming rose has drawn the attention of the bees.</p> <p>A3 In the first image, a red rose is blooming in the garden. In the second image, the blooming red rose draws in bees that gather around it. The connection between the images is that the blooming of the rose has enticed the bees.</p>
<p>Category</p> <p>Plant</p> <p>Style</p> <p>Photograph</p>		
	<p>Cue Phrases</p> <p>bloom</p> <p>bee</p> <p>flower</p> <p>sunshine</p>	<p>A1 In the first image, the jasmine flower is in full bloom. In the second image, bees are seen gathering around the blooming jasmine flowers. The causal link between the two images is that the flower's blooming has attracted the bees.</p> <p>A2 In the first image, the jasmine is fully open. In the second image, bees are swarming around the blossomed jasmine. The connection between the images is that the blooming flower has attracted the bees.</p> <p>A3 In the first image, the jasmine flower is fully bloomed. In the second image, bees are swarming around the blooming flowers. The connection between the two images is that the blooming of the flower has enticed the bees to come for pollination.</p>
<p>Category</p> <p>Plant</p> <p>Style</p> <p>Photograph</p>		

Figure 17: Example3 - Plant





	<p>Cue Phrases</p> <p>fitness</p> <p>gym</p> <p>muscle</p> <p>dumbbells</p>	<p>A1 In the first image, the rabbit is lifting dumbbells in a gym. The second image shows the rabbit gaining strength. The causal link between these two images is that the rabbit's workout in the gym leads to it gaining strength and showing off its muscles.</p> <p>A2 In the first image, the rabbit is lifting dumbbells in a gym. The second image depicts the rabbit flexing its muscles. The connection between these images is that the rabbit's gym workout results in increased strength, allowing it to showcase its muscles.</p> <p>A3 In the first image, the rabbit is lifting dumbbells in a gym. The second image depicts the rabbit displaying its increased strength. The connection between these images is that the rabbit's gym workout results in gaining strength and flexing its muscles.</p>
<p>Category</p> <p>Character</p> <p>Style</p> <p>Comic</p>		
	<p>Cue Phrases</p> <p>fitness</p> <p>gym</p> <p>muscle</p> <p>dumbbells</p>	<p>A1 In the first image, the cat is lifting weights at the gym. In the second image, the cat gains strength and muscle. The causal connection between these two images is that the cat's consistent weightlifting and workout routine at the gym resulted in gaining muscle strength.</p> <p>A2 In the first image, the cat is lifting weights at the gym. In the second image, the cat shows increased strength and muscle. The causal link between these two images is that the cat's regular weightlifting and exercise routine at the gym led to an increase in muscle strength.</p> <p>A3 In the first image, the cat is lifting weights at the gym. In the second image, the cat is shown with increased strength and muscle. The causal link between these two images is that the cat's regular weightlifting and workout sessions at the gym led to its muscle development and increased strength.</p>
<p>Category</p> <p>Character</p> <p>Style</p> <p>Comic</p>		
	<p>Cue Phrases</p> <p>fitness</p> <p>gym</p> <p>muscle</p> <p>dumbbells</p>	<p>A1 In the first image, the dog is at the gym, preparing for a workout. In the second image, the dog is shown with well-developed muscles. The causal connection between these two images is that the dog's consistent workout routine at the gym resulted in significant muscle growth and increased strength.</p> <p>A2 In the first image, the dog is getting ready for a workout at the gym. In the second image, the dog is shown lifting heavy weights, displaying well-developed muscles. The causal link between these two images is that the dog's regular workouts at the gym led to its muscle growth and increased strength.</p> <p>A3 In the first image, the dog is getting ready to work out at the gym. In the second image, the dog is depicted with impressive muscles, lifting heavy weights. The causal link between these images is that the dog's regular gym sessions led to a substantial increase in muscle mass and strength.</p>
<p>Category</p> <p>Character</p> <p>Style</p> <p>Comic</p>		
	<p>Cue Phrases</p> <p>fitness</p> <p>gym</p> <p>muscle</p> <p>dumbbells</p>	<p>A1 In the first image, the eagle is lifting a dumbbell at the gym. In the second image, the eagle is flexing its muscles. The causal connection between these two images is that the eagle's consistent weightlifting and workout routine at the gym resulted in gaining significant muscle strength and mass.</p> <p>A2 In the first image, the eagle is working out with a dumbbell at the gym. In the second image, the eagle is flexing its muscles. The causal connection between these images is that the eagle's regular weightlifting and workout regimen at the gym led to a significant increase in muscle strength and mass.</p> <p>A3 In the first image, the eagle is lifting a dumbbell at the gym. In the second image, the eagle is flexing its muscles. The causal link between these images is that the eagle's regular weightlifting and workout regimen at the gym led to increased muscle strength and mass.</p>
<p>Category</p> <p>Character</p> <p>Style</p> <p>Comic</p>		

Figure 18: Example4 - Character




Cue Phrases

plant

grow

green

land

A1

The first image shows a man planting a tree in a garden. The second image depicts a fully grown tree with vibrant pink flowers. The causal link between the two images is that the man's efforts in planting and nurturing the tree led to its growth and blossoming.

A2

The first image features a man planting a tree in a garden. The second image showcases a mature tree covered in bright pink flowers. The connection between the two images is that the man's planting and care resulted in the tree's growth and beautiful blooming.

A3

The first image depicts a man planting a tree in a garden. The second image shows the same tree, now fully grown and covered in bright pink flowers. The connection between the two images is that the man's planting and care for the tree resulted in its growth and beautiful blooming.

Category

Style

Mixture

Photograph




Cue Phrases

plant

grow

green

land

A1

The first image depicts a farmer planting seeds in a field. The second image shows a lush, green field with rows of growing crops. The causal link between the two images is that the farmer's planting efforts resulted in the successful growth of the crops.

A2

The first image shows a farmer planting seeds in a field. The second image depicts a thriving, green field with rows of crops growing. The connection between the two images is that the farmer's planting led to the successful growth of the crops.

A3

The first image shows a farmer sowing seeds in a field. The second image features a thriving green field with neat rows of crops. The causal connection between the two images is that the farmer's planting led to the successful growth of the crops.

Category

Style

Mixture

Photograph




Cue Phrases

plant

grow

green

land

A1

The first image shows a young child carefully planting flowers in a garden. The second image depicts the same child standing proudly among a vibrant array of blooming flowers. The causal link between the two images is that the child's planting efforts resulted in the beautiful, blossoming garden.

A2

The first image features a young child planting flowers in a garden with great care. The second image shows the same child standing happily amidst a colorful and flourishing garden. The connection between the two images is that the child's planting activities led to the creation of the beautiful garden in bloom.

A3

In the first image, a young child is diligently planting flowers in a garden. The second image shows the child standing happily amidst a colorful array of blooming flowers. The connection between the images is that the child's planting led to the creation of the vibrant garden.

Category

Style

Mixture

Photograph




Cue Phrases

plant

grow

green

land

A1

The first image shows a woman carefully planting seedlings in a garden. The second image depicts the same woman smiling and holding a large pot with flourishing plants. The causal link between the two images is that the woman's diligent planting and care for the seedlings led to their healthy growth, resulting in the flourishing plants she holds with pride.

A2

The first image depicts a woman attentively planting seedlings in a garden. The second image shows the same woman happily holding a large pot filled with thriving plants. The causal connection between the two images is that her careful planting and nurturing of the seedlings resulted in their vigorous growth, which she now proudly displays.

A3

The first image shows a woman attentively planting seedlings in a garden. The second image features the same woman smiling while holding a large pot filled with thriving plants. The causal link between the two images is that her careful planting and nurturing of the seedlings resulted in their healthy growth, leading to the flourishing plants she now proudly holds.

Category

Style

Mixture

Photograph

Figure 19: Example5 - Mixture