

An Exploratory Case Study of Query Plan Representations

JINSHENG BA and MANUEL RIGGER, National University of Singapore, Singapore

In database systems, a query plan is a series of concrete internal steps to execute a query. Multiple testing approaches utilize query plans for finding bugs. However, query plans are represented in a database-specific manner, so implementing these testing approaches requires a non-trivial effort, hindering their adoption. We envision that a unified query plan representation can facilitate the implementation of these approaches. In this paper, we present an exploratory case study to investigate query plan representations in nine widely-used database systems. Our study shows that query plan representations consist of three conceptual components: operations, properties, and formats, which enable us to design a unified query plan representation. Based on it, existing testing methods can be efficiently adopted, finding 17 previously unknown and unique bugs. Additionally, the unified query plan representation can facilitate other applications. Existing visualization tools can support multiple database systems based on the unified query plan representation with moderate implementation effort, and comparing unified query plans across database systems provides actionable insights to improve their performance. We expect that the unified query plan representation will enable the exploration of additional application scenarios.

CCS Concepts: • **General and reference** → **Empirical studies**; • **Software and its engineering** → *Specification languages*; • **Information systems** → Database utilities and tools.

Additional Key Words and Phrases: Case Study, Testing, Query Plan, Unified Representation

ACM Reference Format:

Jinsheng Ba and Manuel Rigger. 2018. An Exploratory Case Study of Query Plan Representations. In *Proceedings of Make sure to enter the correct conference title from your rights confirmation email (Conference acronym 'XX)*. ACM, New York, NY, USA, 21 pages. <https://doi.org/XXXXXXX.XXXXXXX>

1 Introduction

Database Management Systems (DBMSs) are fundamental software systems used to store, retrieve, and run queries on data. They are used in almost every computing device [50–52]; thus, any bug has potentially severe consequences. Recently, automated testing approaches for DBMSs have gained broad adoption. *Query Plan Guidance (QPG)* [2] guides test case generation towards diverse query plans aiming to expose more bugs, *Cardinality Estimation Restriction Testing (CERT)* [3] identifies performance bugs by examining query plans, and *Mozi* [24] checks the consistency across query plans of the same query to find incorrect query optimizations.

While these approaches have been effective and have found more than 200 previously unknown and unique bugs, implementing them requires a non-trivial effort, as they require DBMS-specific logic to parse and process query plans. A query plan refers to a series of concrete steps to execute a query written in a declarative language, such as *Structured Query Language (SQL)*. DBMSs expose query plans in various formats (e.g., in textual format), in which case we refer to them as *serialized query plans*. Unlike query languages, for which widely-used, standardized [13], and formalized [12]

Authors' Contact Information: Jinsheng Ba; Manuel Rigger, National University of Singapore, Singapore.

Permission to make digital or hard copies of all or part of this work for personal or classroom use is granted without fee provided that copies are not made or distributed for profit or commercial advantage and that copies bear this notice and the full citation on the first page. Copyrights for components of this work owned by others than the author(s) must be honored. Abstracting with credit is permitted. To copy otherwise, or republish, to post on servers or to redistribute to lists, requires prior specific permission and/or a fee. Request permissions from permissions@acm.org.

Conference acronym 'XX, June 03–05, 2018, Woodstock, NY

© 2018 Copyright held by the owner/author(s). Publication rights licensed to ACM.

ACM ISBN 978-1-4503-XXXX-X/18/06

<https://doi.org/XXXXXXX.XXXXXXX>

languages exist, such as SQL [56], the formats in which serialized query plans are exposed are non-standardized and DBMS-specific. For example, a predicate in the `WHERE` clause of SQL corresponds to a concrete step to filter data in the query plans of TiDB [7], but corresponds to a property of another step to scan tables in the query plans of PostgreSQL [15]. We refer to the different ways in which serialized query plans are represented as *query plan representations*. Considering that hundreds of DBMSs exist,¹ implementing the above testing methods requires significant effort as they need to account for differences in query plan representations, thus significantly hindering the effectiveness of the above approaches.

We envision that a unified query plan representation would remove the roadblock to implementing the above testing approaches. In this work, we systematically study query plan representations. We present an exploratory case study [43], which is a method to investigate a phenomenon in depth, including both qualitative and quantitative research methods. We collected documents, source code, and third-party applications of the query plans in nine popular DBMSs across five different data models, and summarized the commonalities and differences of query plan representations. Our study shows that query plan representations are based on three conceptual components: operations, properties, and formats. Based on the study, we designed a unified query plan representation, which allows the representation of all conceptual components we studied from DBMS-specific query plans, so that we can easily apply automated testing methods to multiple targets.

To demonstrate the utility of the unified query plan representation, we implemented a prototype called *UPlan* to maintain the representation. Currently, we implemented converters that convert a DBMS-specific serialized query plan to a unified representation; in the long term, we hope that DBMSs will directly expose such a unified representation, rendering such converters unnecessary. We re-implemented *QPG* and *CERT* in a DBMS-agnostic way based on *UPlan*, enabling the large-scale adoption of both testing methods. In our evaluation, we considered three DBMSs: MySQL, PostgreSQL, and TiDB. We found 17 previously unknown and unique bugs, and one bug in the original *QPG* implementation for parsing TiDB's query plans. Additionally, we found that *UPlan* can facilitate other applications based on query plans. First, we modified a visualization tool to support our unified query plan representation. We show that an existing DBMS-specific visualization tool can support five DBMSs through *UPlan* with only moderate implementation effort. Second, the unified query plan representation enables the comparison of query plans in different DBMSs, which provides actionable insights for query optimization.

Overall, we believe that our work is significant for the software engineering research community, because we focus on how software developers can develop applications based on serialized query plans. We believe that our unified representation reduces the effort to build applications, including testing, on serialized query plans. We include all study results and the prototype in our supplementary materials. We provide a comprehensive website, which provides supportive additional information including illustrative examples, explanations of studied query plans, and example applications. We make the following contributions:

- A study of query plan representations and results that are available at <https://unifiedqueryplan.github.io/>, allowing both practitioners and researchers to study the results.
- A proposal and a reusable library *UPlan* for a unified query plan representation.
- Three applications, including testing, of the unified representations on serialized query plans.

2 Background

Query optimization. DBMSs consider a variety of potential execution strategies for a query written in a declarative language [29], and each execution strategy includes specific steps to execute the query.

¹<https://dbdb.io/> lists 1001 DBMSs as of August 2024.

Table 1. The studied nine DBMSs ranging from various data models, development modes, and release dates.

DBMS	Version	Data Model	Release	Rank
InfluxDB [1]	2.7.0	Time-series	2013	28
MongoDB [36]	6.0.5	Document	2009	5
MySQL [10]	8.0.32	Relational	1995	2
Neo4j [41]	5.6.0	Graph	2007	21
PostgreSQL [15]	14.7	Relational	1989	4
SQL Server [49]	16.0.4015.1	Relational	1989	3
SQLite [39]	3.41.2	Relational	1990	10
SparkSQL [30]	3.3.2	Relational	2014	33
TiDB [7]	6.5.1	Relational	2016	79

Query optimization is the process of determining an execution strategy, and typically includes these steps: parsing queries into logical query plans that represent the logical steps to execute the query, including operations such as join, converting them into physical query plans, which represent the executable operations to execute the query, such as hash join, and determining a physical query plan to execute.

Query plans. Query plans, typically short for physical query plans, are organized as a Directed Acyclic Graph (DAG) [33], in which a step outputs data to another step as input followed by directed edges. As query optimizations are specific to the storage engines and query execution engines, query plans are non-standardized. By executing a query with a specific prefix, such as `EXPLAIN` for most relational DBMSs that support SQL, we can obtain a *serialized query plan* in a DBMS-specific *query plan representation*. In this paper, we study various query plan representations. We did not study logical query plans as they usually are not exposed by DBMSs.

3 Query Plan Case Study

We adopted an exploratory case study as the method to investigate query plan representations. The case study, as an empirical method, is used for investigating a contemporary phenomenon in depth and within its real-world context [47] (the “case”). An exploratory case study is a specific case study that generates new questions, propositions, or hypotheses during the study. In this paper, we chose this method, because we wanted to gain an in-depth understanding of how query plans are represented within mature DBMSs. We followed common guidelines of case study research [43] to design and conduct this study.

3.1 Case Study Design

Objectives and research questions. The goal of this study was to investigate the phenomenon of non-standardized query plan representations within real-world DBMSs. We aim to achieve this goal by answering the following research questions (RQs):

RQ1 How are serialized query plans represented?

RQ2 Do query plan representations share a common conceptual basis?

Case selection. The case study of this paper is characterized as single-case [43]: the query plan representation is the case, while different DBMSs are the units of the analysis. Table 1 shows the DBMSs that we selected for the study. To conduct a representative and comprehensive study, we made a diverse selection of DBMSs. First, we chose DBMSs of various data models: relational, document, graph, and time-series data models, based on the assumption that the DBMSs of different models might have different query plan representations. The relational data model is the most widely-used one [8], and other non-relational models, which are also called NoSQL models, are

widely used for maintaining unstructured or semi-structured data [45]. Then, we chose both classic and new-generation DBMSs [38] ranging from release years from the 1980s to the 2010s. The architectures of the chosen DBMSs include standalone DBMSs and an embedded DBMS, SQLite, which runs in the same process as the application. We included both a commercial DBMS, SQL Server, and open-source DBMSs. Apart from conventional DBMSs, we included an analytics engine for large-scale data processing, SparkSQL, which also optimizes queries. To choose widely-used DBMSs for study, we chose them referring to the DBMS ranking website² as shown in the column *Rank*. We chose the latest release version of each DBMS.

Data collection. We collected data from multiple sources: documents, source code, officially integrated development environments (IDEs), and third-party applications based on query plans. The use of multiple data sources allowed us to perform data source triangulation [43], that is, we could confirm the study results from the above four different types of data sources. We included the detailed lists of the data sources in the supplementary materials for reference.

Data analysis. For each DBMS, we first examined its official documents describing its query plan representation. If the source code was available, we inspected the relevant source code to gain a better understanding of query plan representations. We also ran official test cases in the official IDEs to observe query plan representations in real-world test cases. For the DBMSs that had open-source query plan applications, we further examined how query plan representations are explained and utilized from a third-party perspective. To answer RQ1, we analyzed the query plan representations from the above data sources qualitatively. To answer RQ2, we qualitatively identified conceptual components in the query plan representations, and quantitatively compared these components. To satisfy observation triangulation [43], one author conducted the study, and another author validated the finding against the raw data.

3.2 Findings Overview

We found that the studied DBMSs share three conceptual components: *operations*, *properties*, and *formats*. As described in Section 2, query plans are considered DAGs. In practice, serialized query plans are usually organized in a tree structure, and each node has a key. The keys typically refer to *operations*, which are concrete steps executed by DBMSs to retrieve, process, or output data in response to a query, such as `Full Table Scan`, which refers to the step to scan an entire table. Each *operation* is associated with zero or multiple *properties*, which involve *operation*-related information, such as `row`, which refers to the estimated number of rows returned. Apart from *operation*-associated *properties*, plans also have *properties* associated with them, such as `planning time`, which refers to the time to generate the query plan. A special case is the key *Filter* in the TiDB query plans. It represents the condition that the output data from its child node satisfies, so we deem it as a *property* instead of an *operation*. DBMSs typically allow serializing query plans in various *formats*, such as text, table, JSON, and XML.

Listing 1 shows two examples of query plan representations of PostgreSQL and SQLite in a textual format. Lines 1–5 show the SQL statements that create and populate the tables. The function `generate_series` generates data to populate tables `t0` and `t2`. For the query in line 5, the serialized query plan in PostgreSQL is shown in the left part, and that in SQLite is shown in the right part. The bold texts denote operations, and the non-bold texts denote properties. For example, the operation **HashAggregate** in line 8 has the properties `cost`, `rows`, `width`, and `Group Key`. The tree structure is denoted through hierarchical indents, in which the operation with longer indents is a child of the operation with short indents. Although both DBMSs are based on the relational data model, and support a textual format, their query plan representations are significantly different.

²<https://db-engines.com/en/ranking> as of August 2024.

Listing 1. Query plan examples of PostgreSQL and SQLite in text format. Some properties are truncated by ... due to page limitation.

```

1 CREATE TABLE t0 (c0 INT);
2 CREATE TABLE t1 (c0 INT);
3 CREATE TABLE t2 (c0 INT PRIMARY KEY);
4 INSERT INTO t0 SELECT * FROM generate_series(1,1000000);
5 INSERT INTO t2 SELECT * FROM generate_series(1,100);
6 SELECT t1.c0 FROM t0 INNER JOIN t1 ON t0.c0 = t1.c0 WHERE t0.c0 < 100 GROUP BY t1.c0
   UNION SELECT c0 FROM t2 WHERE c0 < 10;
7 |-----PostgreSQL-----|-----SQLite-----|
8 HashAggregate (cost=62998.82..63009.32 rows=1050...)  |--COMPOUND QUERY
9 Group Key: t1.c0                                     |--LEFT-MOST SUBQUERY
10 ->Append (cost=27150.40..62996.20 rows=1050 width=4) | |--SCAN t0
11 ->Group (cost=27150.40..62949.08 rows=200 width=4)   | |--SEARCH t1 USING INDEX(c0)...
12 Group Key: t1.c0                                   | |--USE TEMP B-TREE FOR GROUP BY
13 ->Gather Set (cost=27150.40..62948.08 rows=400...)  |--UNION USING TEMP B-TREE
14 Workers Planned: 2                                |--SEARCH t2 USING INDEX ...
15 ->Group (cost=26150.38..61901.89 rows=200 width=4)
16 Group Key: t1.c0
17 ->Set Join (cost=26150.38..56906.48 rows=1998164 width=4)
18 Set Cond: (t0.c0 = t1.c0)
19 ->Sort (cost=25970.60..26362.39 rows=156719 width=4)
20 Sort Key: t0.c0
21 ->Parallel Seq Scan on t0 (cost=0.00..10301.95 rows=156719 width=4)
22 Filter: (c0 < 100)
23 ->Sort (cost=179.78..186.16 rows=2550 width=4)
24 Sort Key: t1.c0
25 ->Seq Scan on t1 (cost=0.00..35.50 rows=2550 width=4)
26 ->Bitmap Heap Scan on t2 (cost=10.74..31.37 rows=850 width=4)
27 Recheck Cond: (c0 < 10)
28 ->Bitmap Index Scan on t2_pkey (cost=0.00..10.53 rows=850 width=0)
29 Index Cond: (c0 < 10)
30 Planning Time: 0.124 ms

```

Table 2. The number of operations and properties in query plan representations.

DBMS	Operations								Properties				
	Producer	Combinator	Join	Folder	Projector	Executor	Consumer	Sum	Card.	Cost	Conf.	Status	Sum
InfluxDB	0	0	0	0	0	0	0	0	5	0	0	1	6
MongoDB	14	9	0	5	3	10	3	44	16	5	18	12	51
MySQL	15	3	2	1	0	2	0	23	3	6	3	10	22
Neo4j	18	11	43	6	3	17	13	111	3	3	12	7	25
PostgreSQL	18	8	3	3	0	9	1	42	8	17	42	40	107
SQL Server	15	3	3	3	0	16	19	59	4	4	7	3	18
SQLite	3	6	3	0	0	5	0	17	0	0	3	0	3
SparkSQL	7	1	2	6	0	43	18	77	11	11	0	0	22
TiDB	19	6	7	5	1	13	5	56	2	5	4	1	12
Avg:	12	5	7	3	1	13	7	48	6	6	10	8	30

3.3 Operations

Identification. We identified operations from the source code of all DBMSs, except for SQL Server, whose source code is not public. MongoDB, MySQL, PostgreSQL, and TiDB specify operations in enumeration variables or lists. Neo4j and SparkSQL define each operation as a class or structure. SQLite defines operations as strings that are passed to the query plan generation process. We found that only SQL Server and Neo4j provided detailed documents for operations, while the other DBMSs' documents had incomplete lists of operations, and relied on illustrative examples.

Classification. We classified operations into seven categories, as shown in the left part of Table 2. On average, every DBMS defines 48 operations in query plans. Neo4j has the most operations,

while InfluxDB has no operations. We noticed that Neo4j requires more operations on nodes and relationships of the graph data model, such as the operation to set node properties [65], and SQLite is a lightweight DBMS with a limited number of operations, such as lacking the operations for creating tables. Overall, NoSQL DBMSs have more operations than relational DBMSs. An exception is InfluxDB, which does not define operations. InfluxDB's operations are disregarded in query plans due to the limited set of operations supported by the single-entity time-series data.

Terminology. We define the operation categories through the following terms. Recall that data models organize data in entities and attributes, so we represent an entity $E = \{a_1, a_2, \dots, a_n\}$, in which a is an attribute, and represent a multiset³ of entities $D = \{E_1, E_2, \dots, E_n\}$. $O_c(input) = output$ represents that an operation O of the category c receives input from children operations and produces output to the parent operation. Considering that many operations might apply to varying numbers of children, we chose to model the input from all children as a single input. We give a detailed explanation of each operation category as follows.

Producer. The *Producer* category consists of the operations that retrieve data from storage or return constants instead of from children's operations. We denote them as $O_{Producer}() = D_o$. The operations in the *Producer* category are data sources of queries, so they are typically leaf nodes of query plans. For example, in Listing 1, the operation **SEARCH** in the right part of line 11 represents a full table scan, and **Bitmap Heap Scan** in line 26 represents a data scan from bitmaps in heap memory. Six of nine DBMSs define more than ten operations in the *Producer* category, because reading data is usually expensive, and thus reads are customized for different scenarios aiming to improve efficiency. For example, indexes [16, 22] can be used to efficiently read data.

Combinator. The *Combinator* category consists of the operations that change the permutation and combination of entities, such as sort and union, with no changes to attributes. We denote them as $O_{Combinator}(\{E_i | E_i \in D_i\}) = \{E_o | E_o \in D_o, D_o \subseteq D_i\}$. In Listing 1, the operation **Append** of PostgreSQL merge entities from different children operations to a single set by the operations in lines 11 and 26, and is associated with query clause **UNION** in line 6. To execute a similar functionality in SQLite, the operations **COMPOUND QUERY** and **UNION** combine data objects by the operations in the right part of lines 8 and 13, and both operations also belong to *Combinator* category.

Join. The *Join* category consists of the operations that generate new entities by recombining attributes. We denote them as $O_{Join}(\{E_i | E_i \in D_i\}) = \{E_o | \forall a_o \in E_o, a_o \in D_o, D_o \subseteq D_i\}$. In Listing 1, the operation **Set Join** in line 17 combines two ordered data from the operations in lines 19 and 23 based on the common fields `t0.c0` and `t1.c0`. MongoDB has no *Join* operations, because it includes only a single document entity for querying and lacks support for combining data from multiple documents. The higher number of *Join* operations in Neo4j is because we classified the operations on the edges of the graph data model as belonging to the *Join* category. In the graph data model, edges establish relationships between nodes, and a broader range of operations can be performed on the edges. For example, in Neo4j, executing the simple query **MATCH ()-[r]->() WHERE r.title ENDS WITH 'developer' RETURN r** retrieves the relationships whose properties satisfy `r.title ENDS WITH 'developer'`. The corresponding query plan is shown in Figure 1. Each line in the table represents an operation and associated properties, and the content outside the table is plan-associated properties. The query plan specifies scanning the relationships, which indicates both nodes (*i.e.*, entities) each relationship connects, so the operation **UndirectedRelationshipIndexContainsScan** belongs to *Join*.

Folder. The *Folder* category consists of the operations that derive new entities from a set of entities. Formally, we denote them as $O_{Folder}(\{E_i | E_i \in D_i\}) = \{E_o | E_o = \psi(D_o), D_o \subseteq D_i\}$, in which $\psi()$ denotes a function, such as **MAX()**. In Listing 1, the operations **HashAggregate** and **Group** are in the *Folder* category and represent data aggregation and grouping, respectively. SQLite does

³A collection of elements in which elements may occur more than once.

Fig. 1. An example query plan of the Neo4j operations of the Join category.

Planner COST		
Runtime version 5.10		
Operator	Rows	...
+ProduceResults	8	...
+UndirectedRelationshipIndexContainsScan	8	...
Total database accesses: 5, total allocated memory: 184		

not define operations in the *Folder* category, but shows similar information in properties together with the operations in the *Producer* category. The operations in the *Folder* denote DBMSs' data transformation capability, so most DBMSs support operations in the *Folder* category.

Projector. The *Projector* category consists of the operations that remove attributes from all entities. Formally, we denote them as $O_{Projector}(\{E_i|E_i \in D_i\}) = \{E_o|E_o \subseteq E_i\}$. No operation in Listing 1 belongs to this category, and 6 of 9 DBMSs have no operations in this category. We observed that these operations correspond to `SELECT` clauses, and they are not explicitly denoted in query plans.

Executor. The *Executor* category consists of the operations that make no change to entities and attributes. We denote them as $O_{Executor}(D_i) = \{D_o|D_o = D_i\}$. In Listing 1, the operation **Gather Set** in line 15 merges the data from the operation **Group** running in other computing nodes for a distributed architecture. DBMSs define these operations to cater to various designs and goals. For example, PostgreSQL defines the operation **MEMORIZE** to cache the output from node children into memory to speed up processing. We classified these operations into the *Executor* category. The average number of operations in the *Executor* category is 13, and SparkSQL has significantly more operations, 43, in the *Executor* category than others, because it defines multiple operations to interact with other components, such as the Python library *pandas*.

Consumer. The *Consumer* category consists of operations that have no output. We denote them as $O_{Consumer}(D_i) = \{\}$. Apart from queries, which, in the SQL, are `SELECT` statements, DBMSs also support other statements, such as `CREATE` and `UPDATE` in SQL. DBMSs also expose query plans for these statements, and name them as execution plans for wider usage [62]. The operations of the *Consumer* category usually modify stored data or system variables. For example, SparkSQL uses the operation **SetCatalogAndNamespace** to control a particular system variable, and we assign these operations to the *Consumer* category.

3.4 Properties

Identification. Each property is associated with either an operation or a query plan, and the available properties are statically encoded as strings near the generation processes of associated operations or query plans in the source code. InfluxDB's query plan representation includes only a list of plan-associated properties, while other DBMSs include both plan-associated and operation-associated properties. In Listing 1, PostgreSQL's operations have various general properties enclosed in brackets, along with operation-specific properties in the subsequent lines. At the bottom of the serialized query plan, the property `Planning Time` is plan-associated and represents the time to produce the query plan. In the documentation, similar to operations, only SparkSQL provides a comprehensive list of properties, while other DBMSs only show examples of properties. We explain that it is difficult to maintain the documentation of properties, which are diverse and evolving over versions. To maintain the information of properties, some third-party tools, like pgMustard, maintain a curated list of properties with accompanying explanations, but are usually commercial.

Classification. We identified four categories of properties, as shown in the right part of Table 2. On average, every DBMS defines 30 properties. PostgreSQL has the most properties, since it includes

many fine-grained properties. For example, it defines three properties to show the status of parallel computations: `worker number`, `worker launched`, and `worker planned`, while other DBMSs provide at most one property for parallel computation.

Cardinality. The *Cardinality* category consists of the numeric properties that denote the estimated data size returned by operations. The properties in this category can be associated with operations of any category or the serialized query plan as a whole. In Listing 1, the properties `rows` and `width` belong to the *Cardinality* category and represent the estimated number of returned rows and width. These estimates are derived from statistical information [20] that DBMSs collect, such as the total number of rows and maximum values. Query plans with lower estimated cardinalities are more likely to be selected for execution during cost-based query optimization. Some DBMSs, such as MySQL, provide more fine-grained information about the number of rows that are read and returned. As a lightweight DBMS, SQLite uses simple heuristics to estimate cardinalities, and omits properties in the *Cardinality* category.

Cost. The *Cost* category consists of the numeric properties that denote the estimated resource consumption. The properties in this category can be associated with operations of any category or the serialized query plan as a whole. In Listing 1, the property `cost` is in the *Cost* category, and the two numbers of `cost` denote the cost scores of starting and finishing the associated operation by estimating the total consumption of disk and CPU. As in the *Cardinality* category, SQLite lacks properties in the *Cost* category.

Configuration. The *Configuration* category consists of the properties that configure the operations' parameters, and their values are configuration options which are usually strings or boolean values. The properties in the *Configuration* category can be associated with operations in any category or the serialized query plan, and are typically specific to operations. In Listing 1, PostgreSQL's properties `Group Key`, `Set Cond`, `Sort Key`, `Recheck Cond`, `Index Cond`, `Filter` are in the *Configuration* category and are specific to the associated operations to show the keys used to group, the condition to join, the key to sort, the condition to check, the index condition, and the predicate to exclude data, respectively. SQLite's property `USING INDEX` denotes the index condition.

Status. The *Status* category consists of the properties of run-time status, and their values are runtime metrics which are usually strings or numbers. These properties can be associated with operations in any category or the serialized query plans, and typically differ depending on the operations they are attached to. In Listing 1, the property `Workers Planned` is in the *Status* category and shows the number of available computing nodes to execute the associated operation. As another example, TiDB defines the property `taskType` to show the name of the computing nodes that the operation is assigned to execute. The properties in the *Status* category show running status, and are determined by the execution environment, while the properties in the *Parameters* are usually decided by queries. The properties in both *Status* and *Configuration* categories are customized, and thus are typically different across DBMSs, while the properties in other categories share similar semantics or functionalities across DBMSs.

3.5 Formats

DBMSs serialize query plans to various formats for different purposes. The formats are typically controlled by a specific configuration in queries, such as for PostgreSQL, the statement `EXPLAIN (FORMAT JSON) SELECT ...` serializes the query plan representation to JSON format. We classified all formats into two categories: *natural* formats, which are optimized for readability, and *structured* formats, which are optimized for machine reading. We also consider the graph formats that are supported in official IDEs.

Table 3 shows the different formats of query plan representations. Overall, DBMSs support more formats in the *natural* category rather than the *structured* category, suggesting that DBMSs

Table 3. The officially supported formats of query plans.

DBMS	Natural			Structured		
	Graph	Text	Table	JSON	XML	YAML
InfluxDB		✓				
MongoDB	✓			✓		
MySQL	✓		✓	✓		
Neo4j	✓		✓	✓		
PostgreSQL		✓	✓	✓	✓	✓
SQL Server	✓	✓	✓		✓	
SQLite		✓				
SparkSQL	✓	✓				
TiDB	✓		✓	✓		

Table 4. Third-party visualization tools for query plans.

Tool	DBMSs	License
Postgres Explain Visualizer 2 [59]	PostgreSQL	Open-source
pgmustard [58]	PostgreSQL	Commercial
pganalyze [57]	PostgreSQL	Commercial
ApexSQL [53]	SQL Server	Commercial
Plan Explorer [34]	SQL Server	Commercial
Azure Data Studio [54]	SQL Server	Commercial
Dbvisualizer [55]	MySQL, PostgreSQL, SQL Server	Commercial

prioritize readability over machine processing. Due to the lack of a standard, none of the formats is supported by all DBMSs. For the same DBMS, the formats in the *natural* category usually include less information than the formats in the *structured* category. For example, in Listing 1, the property `Parent Relationship` represents how the associated operation passes data to another operation. This property is ignored in the text format of the *natural* category, but is shown in the JSON format of the *structured* category. We provide more details of each format as follows.

Natural category. The *natural* category includes graph, text, and table formats. Query plans are usually serialized as graphs for DBMSs’ IDEs, such as Workbench⁴ for MySQL, Compass⁵ for MongoDB. Text formats represent query plans as plain text, such as shown in Listing 1. Table formats encode each operation and associated properties in a line, and use line numbers to represent the tree structure of query plans. Graph formats are intuitive to understand, so graph formats are supported by most DBMSs.

Structured category. The *structured* category includes the JSON, XML, and YAML formats. These formats are standardized and widely used for exchanging data [6, 19]. JSON is more widely supported by DBMSs than other *structured* formats, and PostgreSQL supports all *structured* formats. *Structured* formats are not supported by some DBMSs, such as InfluxDB, SQLite, and SparkSQL. SQLite can output a *structured* format of bytecode, which consists of low-level instructions, not operations and properties, so we do not consider it as a *structured* query plan representation.

Visualization. Apart from the graph formats in official IDEs, third-party visualization tools show query plans based on *structured* formats to enhance the readability of query plans. Table 4 shows the visualization tools we found for the studied DBMSs. Six of the seven tools are commercial,

⁴<https://dev.mysql.com/doc/workbench/en/wb-performance-explain.html>

⁵<https://www.mongodb.com/docs/compass/current/query-plan/>

Listing 2. The unified query plan representation in EBNF.

```

1  plan ::= ( tree )? properties
2  tree ::= node ( '--children-->' '{' tree (',' tree)* '}' )?
3  node  ::= operation properties
4  operation ::= 'Operation' ':' operation_category '->' operation_identifier
5  properties ::= ( property (',' property)* )?
6  property ::= property_category '->' property_identifier ':' value
7  operation_category ::= 'Producer' | 'Combinator' | 'Join' | 'Folder' | 'Executor' |
   'Projector' | 'Consumer'
8  property_category ::= 'Cardinality' | 'Cost' | 'Configuration' | 'Status'
9  operation_identifier ::= keyword
10 property_identifier ::= keyword
11 keyword ::= letter ( letter | digit | '_' )*
12 value ::= string | number | boolean | 'null'
13 string ::= '"' ( letter | digit )* '"'
14 number ::= '-'? digit+
15 boolean ::= 'true' | 'false'
16 letter ::= [a-zA-Z]
17 digit  ::= [0-9]

```

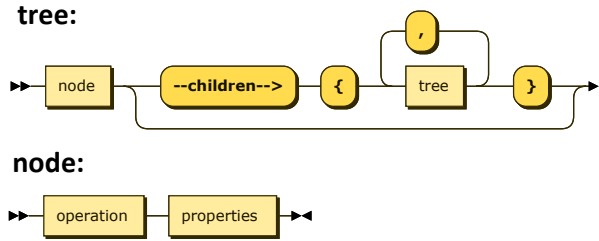


Fig. 2. Railroad diagrams of the symbols tree and node.

suggesting the value of understanding query plan representations for developers. Building these tools requires non-trivial effort, because a tool is specific to a DBMS.

4 Unified Query Plan Representation

Our study in Section 3 shows that query plan representations share the same conceptual basis, which is why we propose a unified query plan representation that is:

- (1) complete, to include all information of a query plan,
- (2) general, to support various DBMSs we studied,
- (3) extensible, to support DBMSs we did not study.

4.1 Design

To define and illustrate the unified query plan representation, we adopted Extend Backus Naur Form (EBNF) [37], which is a metasyntax notation to express context-free grammars. Listing 2 shows the unified query plan representation in EBNF. Following our study in Section 3, the unified representation includes the three identified conceptual components of different categories. We define **plan** as a **tree** that can have plan-associated **properties**. Within the **tree**, a **node** is defined as an **operation** and zero or multiple operation-associated **properties**. **operations** and **properties** are key-value pairs including corresponding **categories**, **identifiers**, and **values**. In Figure 2, we also visualized the EBNF into a railroad diagram for an intuitive explanation. To make it concise, we only show the symbols **tree** and **node**, which express the high-level structure.

We use a unified naming convention to denote operations and properties in the unified query plan representation. A unified naming convention increases the readability and consistency of the representation while avoiding name collisions. [Section 3](#) shows that various operations and properties share similar semantics, so we mapped DBMS-specific names of operations and properties to unified names. For example, we mapped the operation name **Seq Scan** in PostgreSQL, **Table Scan** in SQL Server, and **TableFullScan** in TiDB to **Full Table Scan**.

4.2 Analysis

We qualitatively analyze whether this design achieves three goals.

Completeness. The unified query plan representation includes the three conceptual components: operations, properties, and formats, which we identified in [Section 3](#). Operations and properties are included in the tree of the unified representation, and the unified representation can be serialized into other standard formats, such as JSON and XML, which are used in query plan representations.

Generality. The unified query plan representation supports the query plan representations of the nine DBMSs that we studied. InfluxDB's query plan includes a list of properties without operations, which can be represented by plan-associated properties in the unified representation. For the other DBMSs, we identified operations and properties, mapped them into unified names, and organized them into our unified representation.

Extensibility. The definitions of operations, properties, and categories in the unified query plan representation can be extended or shrunk while keeping forward and backward compatibility. Forward compatibility refers to allowing a system accepts input intended for a later version of itself, and backward compatibility refers to allowing a system accepts input intended for an older version of itself [48]. Both evaluate whether the applications based on the unified query plan representation still work if we update the representation to support more or different DBMSs. To keep forward compatibility, we can add more categories by expanding **operation_category** to include more category names, and add more operations and properties whose names comply with the definition of the keyword at line 11 at [Listing 2](#). An existing application still can parse the revised representation by ignoring the newly added categories, operations, and properties, or handle them in a generic way (e.g., a visualization tool could represent unknown operations using a generic visual shape). For backward compatibility, similarly, an existing application still can parse the old version of the representation, whose categories, operations, and properties are included in the new version of the representation.

5 Applications

We implemented the prototype of a reusable library, *UPlan*, to maintain the unified query plan representation. While our main motivation is facilitating the implementation of automated testing approaches, the unified representation enables also other applications of visualization and benchmarking:

A.1 Testing. The DBMS testing methods *QPG* and *CERT* were implemented in a DBMS-specific way due to DBMS-specific query plan representations, and we show how *UPlan* allows both methods to be implemented in a DBMS-agnostic way.

A.2 Visualization. Visualization tools visually display serialized query plans to ease understanding, but are typically specific to a particular DBMS. We show a general visualization tool based on *UPlan*.

A.3 Benchmarking. Benchmarking is an important method to evaluate the performance of DBMSs. We show a case analysis of a comparison of query plan representations using

UPlan. We hope that allowing developers to easily compare different DBMSs' query plans enables them to improve their DBMSs' query optimization capabilities.

DBMSs. For A.2 and A.3, we used MongoDB, MySQL, Neo4j, PostgreSQL, and TiDB, because they support the JSON format of query plans. JSON is the most widely supported structural format, and it typically includes more detailed information than other formats. For example, JSON may include read and optimization costs, but the text format often only includes overall cost, as it is typically optimized for human readability. Within these DBMSs, we used MySQL, PostgreSQL, and TiDB for A.1 as they are supported by *SQLancer*. We used the same versions of DBMSs that we studied in the [Table 1](#).

Data set. For A.1, we used *SQLancer* to generate test cases. For A.2 and A.3, we collected the serialized query plans of the queries from the TPC-H benchmark suite [60] on the five DBMSs. TPC-H comprises 8 tables and 22 queries for relational DBMSs: MySQL, PostgreSQL, and TiDB in our experiments. MongoDB and Neo4j require manual effort to adapt TPC-H as it was not designed for non-SQL languages and non-relational data models. MongoDB is based on a document data model, which lacks support for join operations, so we embedded all entities in one document and rewrote queries 1, 3, and 4 in the MongoDB Query Language (MQL), following a tutorial [63]. For Neo4j, which is based on a graph data model, we mapped nodes into rows of the relational data model and edges into foreign keys of the relational data model following another tutorial [64], and rewrote queries 1–14, 16–19 using the Cypher Query Language (CQL) following an example [61].

Implementation. *UPlan* is a reusable library that consists of around 300 lines of Python code to implement a reusable library, which allows adding or updating operations and properties. The prototype supports serializing query plan representations into JSON as well as text formats, and provides an interface for supporting more formats. We also implemented five customized converters to parse the query plan representations from existing query plan representations to the unified query plan representation, and each parser has around 200 lines of code.

A.1 Testing

We show how *UPlan* allows implementing the testing methods *QPG* [2] and *CERT* [3] in a DBMS-agnostic way. *QPG* is a test case generation approach that is guided by query plans; specifically, it mutates a database if no new query plans have been observed for a specific number of randomly generated queries, aiming to subsequently exercise new query plans, and thus exploring “interesting” behaviors. In terms of implementation, evaluating whether a query plan is structurally different from another requires ignoring unstable information, such as random identifiers and the estimated cost in query plans. *CERT* is a test oracle for finding performance issues by comparing estimated cardinalities, which have to be extracted from query plans. Both methods were implemented in *SQLancer*, which is a popular and widely used tool for automatically testing DBMSs. The original implementations used DBMS-specific and error-prone methods, such as string matching and substitution, which had to be implemented for every DBMS that was supported. Both approaches support relational DBMSs, but were not applied to the popular open-source DBMSs MySQL and PostgreSQL, as additional DBMS-specific parsers would have been required. Based on *UPlan*, we implemented general parsers for both methods to support all *UPlan*-compatible DBMSs. We did not consider *Mozi*, because its source code is not public.

To evaluate *UPlan* on *QPG* and *CERT*, we applied the general parser to MySQL, PostgreSQL, and TiDB. We ran our revised versions of *QPG* and *CERT* for 24 hours and found 17 unique and previously unknown bugs, as shown in [Table 5](#). Developers confirmed 16 of 17 bugs and fixed two bugs. The one bug in PostgreSQL was still waiting for the response from developers, so we did not report more bug reports to avoid burdening developers. 11 of 17 bugs are *Critical*, *Serious*, or

Table 5. Previously unknown and unique bugs found by *QPG* with *UPlan*.

DBMS	Found by	Bug ID	Status	Severity
MySQL	<i>QPG</i>	113302	Confirmed	Critical
MySQL	<i>QPG</i>	113304	Confirmed	Critical
MySQL	<i>QPG</i>	113317	Confirmed	Critical
MySQL	<i>QPG</i>	114204	Confirmed	Serious
MySQL	<i>QPG</i>	114217	Confirmed	Serious
MySQL	<i>QPG</i>	114218	Confirmed	Serious
MySQL	<i>CERT</i>	114237	Confirmed	Performance
PostgreSQL	<i>CERT</i>	Email	Pending	Performance
TiDB	<i>QPG</i>	49107	Fixed	Major
TiDB	<i>QPG</i>	49108	Confirmed	Major
TiDB	<i>QPG</i>	49109	Fixed	Major
TiDB	<i>QPG</i>	49110	Confirmed	Major
TiDB	<i>QPG</i>	49131	Confirmed	Major
TiDB	<i>QPG</i>	51490	Confirmed	Moderate
TiDB	<i>QPG</i>	51523	Confirmed	Moderate
TiDB	<i>CERT</i>	51524	Confirmed	Minor
TiDB	<i>CERT</i>	51525	Confirmed	Minor

Listing 3. A bug found by *QPG* with *UPlan*.

```

1 CREATE TABLE t0(c0 INT, c1 INT);
2 INSERT INTO t0(c1, c0) VALUES(0, 1);
3
4 SELECT * FROM t0 WHERE t0.c1 IN (GREATEST(0.1, 0.2)); -- empty result ✓
5 CREATE INDEX i0 ON t0(c1);
6 SELECT * FROM t0 WHERE t0.c1 IN (GREATEST(0.1, 0.2)); -- {1|0} ✗

```

Major, which represent that the bugs can significantly affect the systems. Additionally, *CERT* found hundreds of potential bug-inducing test cases in 24 hours, but it is challenging to distinguish their uniqueness, which requires developers' expertise. To avoid burdening developers, we will report them after the above 17 bugs have been fixed. Listing 3 shows a bug in MySQL found by the test case generated by *QPG* with *UPlan*. Note that we identified this bug by the test oracle Ternary Logic Partitioning (TLP) [42]; however, for presentation, we simplified the bug-inducing test case by demonstrating that the same query returns different results in lines 4 and 6 depending on whether the index exists. The cause of the bug was an incorrect table look-up due to the index inserted by the SQL statement in line 5. Using *UPlan*, we were able to apply *QPG* to MySQL easily, which was previously incompatible and untested by *QPG*. This enabled us to find this bug in MySQL.

We also found that *UPlan* reduces the risk of implementation bugs for DBMS-specific query plan parsers. We identified an implementation bug in *QPG*. Specifically, the query plan parser for TiDB failed to exclude random identifiers due to an incorrect parameter for `EXPLAIN`. With the single implementation for a parser and the unified query plan representation, we have a lower risk of introducing these implementation bugs.

UPlan enables large-scale adoption for testing methods *QPG* and *CERT* in a DBMS-agnostic implementation way.

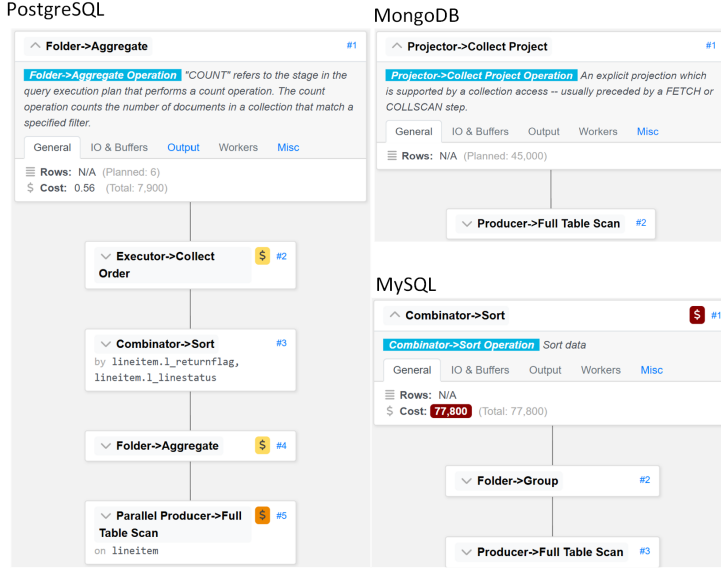


Fig. 3. Visualized unified query plans of query 1 from TPC-H benchmark.

A.2 Visualization

We implemented a visualization tool for serialized query plans by modifying PEV2 [59], a customized query plan visualization tool for PostgreSQL, to use the unified query plan representation. We modified its parser to support identifying the unified query plan representation, and updated its definitions of visualized elements, such as operation names.

Using *UPlan*, our customized PEV2 supports query plan visualization of the five DBMSs in the same implementation by modifying around 800 lines of code. Suppose implementing a new visualization tool for another DBMS also requires at least an additional 800 lines of code, then it would require $800 * (5 - 1) = 3,200$ lines of code to support the five DBMSs based on PEV2 without the unified query plan representation. *UPlan* reduces the effort of building a new visualization tool for serialized query plans and unifies the query plan visualizations across DBMSs.

Figure 3 shows examples of visualized unified query plans in PostgreSQL, MongoDB, and MySQL. These query plans stem from query 1 of the TPC-H benchmark. An operation and its associated properties is depicted as rectangle, representing a node. For example, in the first node of MySQL query plan, **Combinator->Sort** represents the operation **Sort**, which belongs to the category **Combinator**. The following is the description and properties. Our unified query plan representations enable a general visualization tool that can visualize query plans from any DBMS that exposes query plans.

Existing DBMS-specific visualization tools could support more DBMSs if they supported our unified query plan representation.

A.3 Benchmarking

In this application, we show how to find potential optimization opportunities by comparing the serialized query plans across DBMSs using the unified query plan representation. Query optimization is a critical process for DBMSs' performance. To evaluate how effective a query optimization is, existing methods depend on measuring DBMSs' execution time on standard

Table 6. The average number of operations in query plans of the queries from the TPC-H benchmark suite.

DBMS	Producer	Combinator	Join	Folder	Projector	Executor	Sum
MongoDB	1.00	0.00	0.00	0.00	1.00	0.00	2.00
MySQL	4.55	0.82	2.77	0.86	0.00	0.27	9.27
Neo4j	0.39	0.78	2.89	0.06	0.72	3.06	7.89
PostgreSQL	3.95	1.32	2.64	1.73	0.00	2.45	12.09
TiDB	4.18	0.82	2.73	1.41	1.77	3.73	14.64

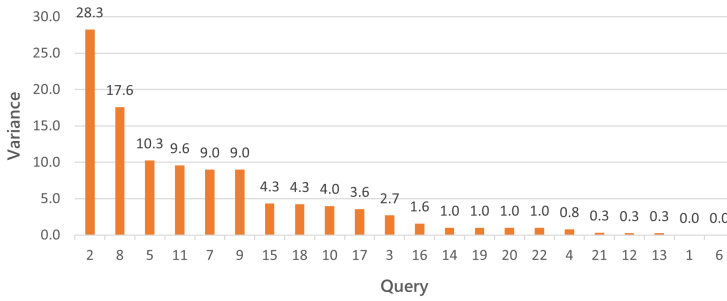


Fig. 4. Variance of the number of Producer operations for each query in TPC-H benchmark across five DBMSs.

datasets, such as TPC-H [60] and the Join Order Benchmark (JOB) [23]. The execution time shows the overall performance difference between various DBMSs, but cannot provide possible reasons for performance gaps across DBMSs. *UPlan* enables comparing various serialized query plans across DBMSs. Specifically, we collected metrics on the number of operations in DBMSs' query plan representations and show an example of analyzing the difference.

Table 6 shows the average number of operations in each category for the query plans of queries from the TPC-H benchmark suite. We omitted the *Consumer* category as we did not encounter any such operations. The relational DBMSs, MySQL, PostgreSQL, and TiDB, have more operations than the non-relational DBMSs, MongoDB and Neo4j. It is because relational DBMSs have more operations in the *Producer* category. To further explain the difference in the *Producer* category, we looked into query plans and found that each table in relational DBMSs requires at least one operation to read data, while non-relational DBMSs usually read all data in one or two operations. Apart from MongoDB, the other four DBMSs have a similar number of *Join* operations. The results also show that the query plans of the queries in the TPC-H benchmark suite usually do not cover all categories of operations due to the limited set of queries. The operations of the *Producer* category are typically expensive for performance, and hence, developers typically aim to analyze and reduce the occurrence of the operations in this category. We explain an example to analyze them as follows.

Figure 4 shows the variance of the number of operations in the *Producer* category for each query plan. Among 22 queries, the variances of six queries are more than 5, indicating a significant difference. Queries 2, 8, 5, 7, and 9 have a significant variance due to different data models. For example, for query 2, the DBMSs of relational data models, MySQL, TiDB, and PostgreSQL, have 10, 12, and 9 operations, while the DBMS based on the graph data model, Neo4j, has only 1 operation in the *Producer* category. Query 11 has a significant variance due to another potential optimization issue, and we explain it as follows.

Listing 4 shows query 11 from the TPC-H benchmark suite and the corresponding serialized query plans of PostgreSQL and TiDB using the unified query plan representations in text format.

Listing 4. The unified serialized query plan representations in the text format for query 11 in TPC-H. Underlines represent table names. Predicates in the query and properties in the query plan representations are ignored for brevity.

```

1  SELECT ... FROM PARTSUPP, SUPPLIER, NATION
2  WHERE ... GROUP BY ... HAVING ... > (
3    SELECT ... FROM PARTSUPP, SUPPLIER, NATION
4    WHERE ...
5  ) ORDER BY ...;
6  |-----PostgreSQL-----|-----TiDB-----|
7  Combinator->Sort                                Projector->Project
8  Folder->Aggregate                                Combinator->Sort
9  Join->Hash Join                                  Folder->Aggregate Hash
10 Producer->Full Table                             Projector->Project
11   name object: partsupp                          Join->Index Hash
12 Executor->Hash Row                                Join->Index Hash
13 Join->Hash                                         Executor->Collect
14   Producer->Full Table                             Producer->Full Table
15   name object: supplier                           name object: nation
16   Executor->Hash Row                               Executor->Collect Order
17   Producer->Full Table                             Producer->Index-only...
18   name object: nation                             name object: supplier
19 Folder->Aggregate                                Executor->Collect Order
20 Join->Hash Join                                  Producer->Index-only...
21   Producer->Full Table                             name object: partsupp
22   name object: partsupp                             Producer->Id Scan
23   Executor->Hash Row                               name object: partsupp
24   Join->Hash Join
25   Producer->Full Table
26   name object: supplier
27   Executor->Hash Row
28   Producer->Full Table
29   name object: nation

```

The query references the three tables PARTSUPP, SUPPLIER, NATION twice in the FROM and HAVING clauses respectively. PostgreSQL uses six table scans, one for each table reference in the original query, while TiDB could optimize the query to use only three scans. The table partsupp is scanned twice in lines 21 and 23, because TiDB reduces the data size of table scanning by retrieving a secondary index before the scan operation. The first scan retrieves indexes only to obtain the row id, which is used for the second scan. Suppose both DBMSs execute the operations in order and the same operation has the same performance overhead in both DBMSs, then the query plan with three table scans is more efficient than the query plan with six table scans. *UPlan* enables this analysis and provides actionable insight for DBMS developers to improve query performance by reducing three repeated table scans. We reported this issue to the PostgreSQL developers, who confirmed that this case indicates an unsupported optimization by PostgreSQL. One developer considered how this could be supported—"[...] *maybe there is some easy way to hook this into the same code used by GROUPING SETS [...]*".

Comparing query plans between DBMSs, using the unified query plan representation, provides insights for improving query optimizers.

6 Discussion

Paths to adoption. Developers can make use of the unified query plan representation by customized converters to convert original serialized query plans into the unified query plan representation. For

all three applications we showed, we implemented five customized converters, each of which has around 200 lines of code, within one week only. If the converters can be implemented by DBMS developers or experts, who are well-versed in the query plans, it is plausible that a higher-quality converter could be developed in a shorter time. We hope that DBMSs will directly expose query plans in the unified representation in the long term, thus avoiding a conversion.

Additional use cases. We envision several additional use cases that are enabled by our unified query plan representations. Toward a comprehensive evaluation of query optimization, additional metrics could be explored, such as similarity on tree structures [66], to compare different DBMSs' query plans using our unified query plan representation. To find issues in query optimization, we can apply differential testing [28] or other methods to compare the unified query plan representations among DBMSs. Query optimization approaches based on machine learning have been proposed that take query plans as input and output suggestions for indexes [9], views [68], and join orders [26, 67], so our unified query plan representation would allow exchanging training data in different DBMSs to improve the performance of models.

Threats to validity. Our study faces several threats to validity, which denotes the trustworthiness [32, 43] of the results, and to what extent they are unbiased. A major concern is the degree to which the data and analysis depend on the specific researchers. We followed the best practice of triangulation [43], which refers to taking multiple perspectives toward the same object, to increase reliability. For data triangulation, we collected data from multiple sources: documentation, source code, and third-party applications. For observer triangulation, one author conducted the study, and another author validated the findings against the raw data. For methodological triangulation, we used a qualitative method to analyze query plan representations, and a quantitative method to examine and classify the three conceptual components of query plan representations. Furthermore, we have made the process of data collection and analysis publicly available, along with comprehensive study results presented in the supplementary materials of this paper. Another concern is the degree to which our results can be generalized to and across the query plan representations of other DBMSs. We selected representative DBMSs of various data models: relational, document, graph, and time series. The last concern is the degree to which the study really assesses the research questions we aim at. We collected the data ourselves, and our analysis of the semantics may be inconsistent with the intentions of the developers that implemented the query plans.

7 Related Work

Query plan. The most related work is Substrait [46], which proposes a well-defined, cross-language specification for data-compute operations on structural data. It was designed for interoperability across different languages and systems. One of its use cases is unifying logical query plan representation for DBMSs. It enables executing the query for a specific DBMS across multiple DBMSs by converting queries into unified logical query plans, which are converted to DBMS-specific physical query plans. However, the unified logical query plans, provided by Substrait, cannot facilitate building general applications based on physical query plans such as demonstrated in this work. Logical query plans represent logical steps to execute a given query, and do not include DBMS-specific internal execution steps, which are required for these applications. In this work, we studied how physical query plans are represented in nine real-world DBMSs and proposed a unified representation for physical query plans.

Improving query optimization. Query optimization is a long-standing problem and a core database research topic with a significant body of related work. We discuss several representative works here. Ioannidis *et al.* [20] proposed to sample data in single columns for estimating the cardinality of a query plan. Ilyas *et al.* [18] proposed to detect correlations across columns, which enables a multi-column sampling [40] for a more accurate estimation of cardinality. Lakshmi *et al.* [21]

proposed using machine learning to estimate cardinality. Estimated cardinality, as well as other estimated costs, are considered in cost models. Babcock *et al.* [4] proposed cost distribution to choose a query plan with the lowest cost in a robust way. Apache published a unified framework Calcite [5] to replace existing query optimizers. Compared to them, we studied various query plan representations, instead of improving query optimization or replacing existing query optimizations.

Benchmark and empirical study of query optimization. Various papers studied query optimizations to understand their performance through empirical studies. Leis *et al.* [23] experimentally studied the contributions of query optimization components to overall performance. Ortiz *et al.* [35] provided an empirical analysis on the accuracy, space, and time trade-off across several machine learning algorithms for cardinality estimation specifically. Harmouch *et al.* [17] conducted an experimental survey on cardinality estimation, focusing on estimating the number of distinct values. While we also present an empirical study in the context of DBMSs, we focus on query plan representations, rather than the performance, algorithms, and internal components of query optimization.

Applications based on serialized query plans. Several applications based on serialized query plans exist. QE3D [44] visualizes distributed serialized query plans for an intuitive understanding and analysis. Machine learning algorithms have utilized serialized query plans for query optimization. Yuan *et al.* [68] used machine learning to select optimal views. Yu *et al.* [67] used reinforcement learning to determine the join order. Marcus *et al.* [25] and Ryan *et al.* [27] applied machine learning algorithms to generate query plans. Zhao *et al.* [69] used machine learning to convert serialized query plan representations to vector representations to facilitate other machine learning algorithms. In this work, we propose a unified query plan representation, which reduces the effort to build the applications based on serialized query plans.

Standardization. Multiple works were proposed to standardize DBMSs. The most related work is Substrait [46], which proposes a unified representation for DBMS-agnostic relational algebra, while we studied DBMS-specific query plans. Mitschang [31] proposed a unified view of design data and knowledge representation when supporting database systems to non-standard applications, such as Computer-Aided Design (CAD). Ginsburg *et al.* [11] proposed a unified approach to query sequenced data. Gueidi *et al.* [14] proposed a unified modeling method for Non-relational DBMSs (NoSQL) to facilitate the applications on NoSQL. Compared to these works, we propose a unified framework for the query plan representations in DBMSs.

8 Conclusion

We have presented an exploratory case study to investigate how query plan representations are in nine widely-used DBMSs. Our study has shown that query plan representations share conceptual components among different DBMSs: operations, properties, and formats. Based on the study, we designed the unified query plan representation to reduce the effort to build applications based on query plans. We implemented a reusable library *UPlan* to maintain the unified representation, and evaluated it on five DBMSs. The results show that existing testing methods can be efficiently adopted, finding 17 previously unknown and unique bugs. Additionally, existing DBMS-specific visualization tools could support at least five DBMSs by using *UPlan* with only moderate implementation effort, and *UPlan* enables comparing query plans in different DBMSs, which provides actionable insights. This paper provides a comprehensive study of query plan representations, and can be used as a reference for other research on serialized query plans. We believe the unified query plan representation provides more opportunities to research serialized query plans in the future.

References

- [1] Tochukwu John Anih, Chika Amadi Bede, and Chima Festus Umeokpala. 2020. Detection of Anomalies in a Time Series Data using InfluxDB and Python. *CoRR* abs/2012.08439 (2020). arXiv:2012.08439 <https://arxiv.org/abs/2012.08439>
- [2] Jinsheng Ba and Manuel Rigger. 2023. Testing Database Engines via Query Plan Guidance. In *The 45th International Conference on Software Engineering (ICSE'23)*.
- [3] Jinsheng Ba and Manuel Rigger. 2024. Finding Performance Issues in Database Engines via Cardinality Estimation Testing. In *The 46th International Conference on Software Engineering (ICSE'24)*.
- [4] Brian Babcock and Surajit Chaudhuri. 2005. Towards a Robust Query Optimizer: A Principled and Practical Approach. In *Proceedings of the ACM SIGMOD International Conference on Management of Data, Baltimore, Maryland, USA, June 14-16, 2005*, Fatma Özcan (Ed.). ACM, 119–130. <https://doi.org/10.1145/1066157.1066172>
- [5] Edmon Begoli, Jesús Camacho-Rodríguez, Julian Hyde, Michael J. Mior, and Daniel Lemire. 2018. Apache Calcite: A Foundational Framework for Optimized Query Processing Over Heterogeneous Data Sources. In *Proceedings of the 2018 International Conference on Management of Data, SIGMOD Conference 2018, Houston, TX, USA, June 10-15, 2018*, Gautam Das, Christopher M. Jermaine, and Philip A. Bernstein (Eds.). ACM, 221–230. <https://doi.org/10.1145/3183713.3190662>
- [6] Jon Bosak. 1997. XML, Java, and the Future of the Web. *World Wide Web J.* 2, 4 (1997), 219–227. <http://metalab.unc.edu/pub/sun-info/standards/xml/why/xmlapps.htm>
- [7] François Bousquet, Robert Lifran, Mabel Tidball, Sophie Thoyer, and Martine Antona. 2001. Editorial introduction. *J. Artif. Soc. Soc. Simul.* 4, 2 (2001). <http://jasss.soc.surrey.ac.uk/4/2/0.html>
- [8] E. F. Codd. 1970. A Relational Model of Data for Large Shared Data Banks. *Commun. ACM* 13, 6 (1970), 377–387. <https://doi.org/10.1145/362384.362685>
- [9] Bailu Ding, Sudipto Das, Ryan Marcus, Wentao Wu, Surajit Chaudhuri, and Vivek R. Narasayya. 2019. AI Meets AI: Leveraging Query Executions to Improve Index Recommendations. In *Proceedings of the 2019 International Conference on Management of Data, SIGMOD Conference 2019, Amsterdam, The Netherlands, June 30 - July 5, 2019*, Peter A. Boncz, Stefan Manegold, Anastasia Ailamaki, Amol Deshpande, and Tim Kraska (Eds.). ACM, 1241–1258. <https://doi.org/10.1145/3299869.3324957>
- [10] Marina Egea, Carolina Dania, and Manuel Clavel. 2010. MySQL4OCL: A Stored Procedure-Based MySQL Code Generator for OCL. *Electron. Commun. Eur. Assoc. Softw. Sci. Technol.* 36 (2010). <https://doi.org/10.14279/tuj.eceasst.36.445>
- [11] Seymour Ginsburg and Xiaoyang Wang. 1992. Pattern matching by rs-operations: Towards a unified approach to querying sequenced data. In *Proceedings of the eleventh ACM SIGACT-SIGMOD-SIGART symposium on Principles of database systems*. 293–300.
- [12] Paolo Guagliardo and Leonid Libkin. 2017. A Formal Semantics of SQL Queries, Its Validation, and Applications. *Proc. VLDB Endow.* 11, 1 (2017), 27–39. <https://doi.org/10.14778/3151113.3151116>
- [13] Paolo Guagliardo and Leonid Libkin. 2018. How Standard is the SQL Standard?. In *Proceedings of the 12th Alberto Mendelzon International Workshop on Foundations of Data Management, Cali, Colombia, May 21-25, 2018 (CEUR Workshop Proceedings, Vol. 2100)*, Dan Olteanu and Barbara Poblete (Eds.). CEUR-WS.org. <https://ceur-ws.org/Vol-2100/paper16.pdf>
- [14] Afef Gueidi, Hamza Gharsellaoui, and Samir Ben Ahmed. 2021. Towards Unified Modeling for NoSQL Solution Based on Mapping Approach. In *Knowledge-Based and Intelligent Information & Engineering Systems: Proceedings of the 25th International Conference KES-2021, Virtual Event / Szczecin, Poland, 8-10 September 2021 (Procedia Computer Science, Vol. 192)*, Jaroslaw Watróbski, Wojciech Salabun, Carlos Toro, Cecilia Zanni-Merk, Robert J. Howlett, and Lakhmi C. Jain (Eds.). Elsevier, 3637–3646. <https://doi.org/10.1016/j.procs.2021.09.137>
- [15] Denise Guliato, Ernani Viriato de Melo, Rangaraj M. Rangayyan, and Robson C. Soares. 2009. PostgreSQL-IE: An Image-handling Extension for PostgreSQL. *J. Digit. Imaging* 22, 2 (2009), 149–165. <https://doi.org/10.1007/s10278-007-9097-5>
- [16] Antonin Guttman. 1984. R-Trees: A Dynamic Index Structure for Spatial Searching. In *SIGMOD'84, Proceedings of Annual Meeting, Boston, Massachusetts, USA, June 18-21, 1984*, Beatrice Yormark (Ed.). ACM Press, 47–57. <https://doi.org/10.1145/602259.602266>
- [17] Hazar Harmouch and Felix Naumann. 2017. Cardinality Estimation: An Experimental Survey. *Proc. VLDB Endow.* 11, 4 (2017), 499–512. <https://doi.org/10.1145/3186728.3164145>
- [18] Ihab F. Ilyas, Volker Markl, Peter J. Haas, Paul Brown, and Ashraf Aboulnga. 2004. CORDS: Automatic Discovery of Correlations and Soft Functional Dependencies. In *Proceedings of the ACM SIGMOD International Conference on Management of Data, Paris, France, June 13-18, 2004*, Gerhard Weikum, Arnd Christian König, and Stefan Deßloch (Eds.). ACM, 647–658. <https://doi.org/10.1145/1007568.1007641>
- [19] Ecma International. 2013. ECMA-404—The JSON Data Interchange Format.
- [20] Yannis E. Ioannidis. 2003. The History of Histograms (abridged). In *Proceedings of 29th International Conference on Very Large Data Bases, VLDB 2003, Berlin, Germany, September 9-12, 2003*, Johann Christoph Freytag, Peter C. Lockemann, Serge Abiteboul, Michael J. Carey, Patricia G. Selinger, and Andreas Heuer (Eds.). Morgan Kaufmann,

- 19–30. <https://doi.org/10.1016/B978-012722442-8/50011-2>
- [21] M. Seetha Lakshmi and Shaoyu Zhou. 1998. Selectivity Estimation in Extensible Databases - A Neural Network Approach. In *VLDB'98, Proceedings of 24rd International Conference on Very Large Data Bases, August 24-27, 1998, New York City, New York, USA*, Ashish Gupta, Oded Shmueli, and Jennifer Widom (Eds.). Morgan Kaufmann, 623–627. <http://www.vldb.org/conf/1998/p623.pdf>
- [22] Tobin J. Lehman and Michael J. Carey. 1986. A Study of Index Structures for Main Memory Database Management Systems. In *VLDB'86 Twelfth International Conference on Very Large Data Bases, August 25-28, 1986, Kyoto, Japan, Proceedings*, Wesley W. Chu, Georges Gardarin, Setsuo Ohsuga, and Yahiko Kambayashi (Eds.). Morgan Kaufmann, 294–303. <http://www.vldb.org/conf/1986/P294.PDF>
- [23] Viktor Leis, Andrey Gubichev, Atanas Mirchev, Peter A. Boncz, Alfons Kemper, and Thomas Neumann. 2015. How Good Are Query Optimizers, Really? *Proc. VLDB Endow.* 9, 3 (2015), 204–215. <https://doi.org/10.14778/2850583.2850594>
- [24] Jie Liang, Zhiyong Wu, Jingzhou Fu, Mingzhe Wang, Chengnian Sun, and Yu Jiang. 2024. Mozi: Discovering DBMS Bugs via Configuration-Based Equivalent Transformation. In *Proceedings of the IEEE/ACM 46th International Conference on Software Engineering*. 1–12.
- [25] Ryan Marcus, Parimarjan Negi, Hongzi Mao, Nesime Tatbul, Mohammad Alizadeh, and Tim Kraska. 2022. Bao: Making Learned Query Optimization Practical. *SIGMOD Rec.* 51, 1 (2022), 6–13. <https://doi.org/10.1145/3542700.3542703>
- [26] Ryan Marcus and Olga Papaemmanouil. 2018. Deep Reinforcement Learning for Join Order Enumeration. In *Proceedings of the First International Workshop on Exploiting Artificial Intelligence Techniques for Data Management, aiDM@SIGMOD 2018, Houston, TX, USA, June 10, 2018*, Rajesh Bordawekar and Oded Shmueli (Eds.). ACM, 3:1–3:4. <https://doi.org/10.1145/3211954.3211957>
- [27] Ryan C. Marcus, Parimarjan Negi, Hongzi Mao, Chi Zhang, Mohammad Alizadeh, Tim Kraska, Olga Papaemmanouil, and Nesime Tatbul. 2019. Neo: A Learned Query Optimizer. *Proc. VLDB Endow.* 12, 11 (2019), 1705–1718. <https://doi.org/10.14778/3342263.3342644>
- [28] William M. McKeeman. 1998. Differential Testing for Software. *Digit. Tech. J.* 10, 1 (1998), 100–107. <https://www.hpl.hp.com/hpjournal/dtj/vol10num1/vol10num1art9.pdf>
- [29] Eduardo Mella, M. Andrea Rodríguez, Loreto Bravo, and Diego Gatica. 2019. Query rewriting for semantic query optimization in spatial databases. *Geoinformatica* 23, 1 (2019), 79–104. <https://doi.org/10.1007/s10707-018-00335-w>
- [30] Qingyun Meng, Xiujun Ma, Wei Lu, and Zerong Yao. 2016. A Spatial SQL Based on SparkSQL. In *Geo-Spatial Knowledge and Intelligence - 4th International Conference on Geo-Informatics in Resource Management and Sustainable Ecosystem, GRMSE 2016, Hong Kong, China, November 18-20, 2016, Revised Selected Papers, Part I (Communications in Computer and Information Science, Vol. 698)*, Hanning Yuan, Jing Geng, and Fuling Bian (Eds.). Springer, 437–443. https://doi.org/10.1007/978-981-10-3966-9_50
- [31] Bernhard Mitschang. 1988. Towards a Unified View of Design Data and Knowledge Representation. In *Expert Database Systems, Proceedings from the Second International Conference, Vienna, Virginia, USA, April 25-27, 1988*, Larry Kerschberg (Ed.). Benjamin/Cummings, 133–159.
- [32] Delia Neuman. 1991. Evaluating evolution: Naturalistic inquiry and the Perseus Project. *Comput. Humanit.* 25, 4 (1991), 239–246. <https://doi.org/10.1007/BF00116078>
- [33] Thomas Neumann. 2005. *Efficient generation and execution of DAG-structured query graphs*. Ph.D. Dissertation. University of Mannheim, Germany. <http://bibserv7.bib.uni-mannheim.de/madoc/volltexte/2005/1089/index.html>
- [34] Andreas Orthey, Benjamin Frész, and Marc Toussaint. 2020. Motion Planning Explorer: Visualizing Local Minima Using a Local-Minima Tree. *IEEE Robotics Autom. Lett.* 5, 2 (2020), 346–353. <https://doi.org/10.1109/LRA.2019.2958524>
- [35] Jennifer Ortiz, Magdalena Balazinska, Johannes Gehrke, and S. Sathiya Keerthi. 2019. An Empirical Analysis of Deep Learning for Cardinality Estimation. *CoRR* abs/1905.06425 (2019). arXiv:1905.06425 <http://arxiv.org/abs/1905.06425>
- [36] Hongrong Ouyang, Heng-Feng Wei, Hai-Xiang Li, An-Qun Pan, and Yu Huang. 2022. Checking Causal Consistency of MongoDB. *J. Comput. Sci. Technol.* 37, 1 (2022), 128–146. <https://doi.org/10.1007/s11390-021-1662-8>
- [37] Richard E. Pattis. 1994. Teaching EBNF first in CS 1. In *Proceedings of the 25th SIGCSE Technical Symposium on Computer Science Education, SIGCSE 1994, Phoenix, Arizona, USA, March 10-12, 1994*, Robert Beck and Don Goelman (Eds.). ACM, 300–303. <https://doi.org/10.1145/191029.191155>
- [38] Andrew Pavlo and Matthew Aslett. 2016. What's Really New with NewSQL? *SIGMOD Rec.* 45, 2 (2016), 45–55. <https://doi.org/10.1145/3003665.3003674>
- [39] Dirk Pawlaszczyk. 2022. SQLite. In *Mobile Forensics - The File Format Handbook - Common File Formats and File Systems Used in Mobile Devices*, Christian Hummert and Dirk Pawlaszczyk (Eds.). Springer, 129–155. https://doi.org/10.1007/978-3-030-98467-0_5
- [40] Viswanath Poosala and Yannis E. Ioannidis. 1997. Selectivity Estimation Without the Attribute Value Independence Assumption. In *VLDB'97, Proceedings of 23rd International Conference on Very Large Data Bases, August 25-29, 1997, Athens, Greece*, Matthias Jarke, Michael J. Carey, Klaus R. Dittrich, Frederick H. Lochovsky, Pericles Loucopoulos, and Manfred A. Jeusfeld (Eds.). Morgan Kaufmann, 486–495. <http://www.vldb.org/conf/1997/P486.PDF>

- [41] Kornelije Rabuzin, Maja Cerjan, and Snjezana Krizanic. 2022. Supporting Data Types in Neo4j. In *New Trends in Database and Information Systems - ADBIS 2022 Short Papers, Doctoral Consortium and Workshops: DOING, K-GALS, MADEISD, MegaData, SWODCH, Turin, Italy, September 5-8, 2022, Proceedings (Communications in Computer and Information Science, Vol. 1652)*, Silvia Chiusano, Tania Cerquitelli, Robert Wrembel, Kjetil Nørnvåg, Barbara Catania, Genoveva Vargas-Solar, and Ester Zuppano (Eds.). Springer, 459–466. https://doi.org/10.1007/978-3-031-15743-1_42
- [42] Manuel Rigger and Zhendong Su. 2020. Finding bugs in database systems via query partitioning. *Proc. ACM Program. Lang.* 4, OOPSLA (2020), 211:1–211:30. <https://doi.org/10.1145/3428279>
- [43] Per Runeson, Martin Höst, Austen Rainer, and Björn Regnell. 2012. *Case Study Research in Software Engineering - Guidelines and Examples*. Wiley. <http://eu.wiley.com/WileyCDA/WileyTitle/productCd-1118104358.html>
- [44] Daniel Scheibli, Christian Dinse, and Alexander Boehm. 2015. QE3D: Interactive Visualization and Exploration of Complex, Distributed Query Plans. In *Proceedings of the 2015 ACM SIGMOD International Conference on Management of Data, Melbourne, Victoria, Australia, May 31 - June 4, 2015*, Timos K. Sellis, Susan B. Davidson, and Zachary G. Ives (Eds.). ACM, 877–881. <https://doi.org/10.1145/2723372.2735364>
- [45] Christof Strauch, Ultra-Large Scale Sites, and Walter Kriha. 2011. NoSQL databases. *Lecture Notes, Stuttgart Media University* 20, 24 (2011), 79.
- [46] subtrait io. 2021. *Subtrait: Cross-Language Serialization for Relational Algebra*. <https://github.com/subtrait-io/subtrait>
- [47] Peter van Rosmalen, Elizabeth A. Boyle, John van der Baaren, A. I. Kärki, and Ángel del Blanco Aguado. 2014. A case study on the design and development of minigames for research methods and statistics. *EAI Endorsed Trans. Serious Games* 1, 3 (2014), e5. <https://doi.org/10.4108/sg.1.3.e5>
- [48] Will Wallace. 2007. Review of "Designing with Web Standards (second edition) by Jeffrey Zeldman", Peachpit Press, 2006, ISBN 0321385551. *ACM Queue* 5, 4 (2007), 56. <https://doi.org/10.1145/1255421.1255432>
- [49] Website. 1989. *Microsoft SQL Server*. <https://www.microsoft.com/en-us/sql-server/>
- [50] Website. 2022. CockroachDB Customers. <https://www.cockroachlabs.com/customers>. Accessed: 2022-06-08.
- [51] Website. 2022. Most Widely Deployed and Used Database Engine. <https://www.sqlite.org/mostdeployed.html>. Accessed: 2022-06-08.
- [52] Website. 2022. TiDB Customers. <https://en.pingcap.com/customers>. Accessed: 2022-06-08.
- [53] Website. 2023. *ApexSQL*. <https://www.apexsql.com/products/sql-tools-bundle-fundamentals/>
- [54] Website. 2023. *Azure Data Studio*. <https://learn.microsoft.com/en-us/sql/azure-data-studio/query-plan-viewer?view=sql-server-ver16>
- [55] Website. 2023. *Dbvisualizer*. <https://www.dbvis.com/>
- [56] Website. 2023. *ISO/IEC 9075-1:2023 Information technology — Database languages SQL*. <https://www.iso.org/standard/76583.html>
- [57] Website. 2023. *pganalyze*. <https://pganalyze.com/>
- [58] Website. 2023. *pgmustard*. <https://www.pgmustard.com/>
- [59] Website. 2023. *Postgres Explain Visualizer*. <https://explain.dalibo.com/>
- [60] Website. 2023. *TPC-H Benchmark*. <https://www.tpc.org/tpch/>
- [61] Website. 2024. *CQL Queries of TPC-H Benchmark Suite*. https://github.com/aikuis/tpch-neo4j/blob/5e4e5c/tpch_queries.cql
- [62] Website. 2024. *Execution Plans in Neo4j*. <https://neo4j.com/docs/cypher-manual/5/execution-plans/>
- [63] Website. 2024. *Modelling TPC-H for MongoDB*. <https://alronz.github.io/Factors-Influencing-NoSQL-Adoption/site/MongoDB/Examples/DenormalisedModel/>
- [64] Website. 2024. *Modelling TPC-H for Neo4j*. <https://alronz.github.io/Factors-Influencing-NoSQL-Adoption/site/Neo4j/Examples/TPC-HQueries/>
- [65] Website. 2024. *Query Plan Set Node Properties From Map*. <https://neo4j.com/docs/cypher-manual/current/execution-plans/operators#query-plan-set-node-properties-from-map/>
- [66] Rui Yang, Panos Kalnis, and Anthony K. H. Tung. 2005. Similarity Evaluation on Tree-structured Data. In *Proceedings of the ACM SIGMOD International Conference on Management of Data, Baltimore, Maryland, USA, June 14-16, 2005*, Fatma Özcan (Ed.). ACM, 754–765. <https://doi.org/10.1145/1066157.1066243>
- [67] Xiang Yu, Guoliang Li, Chengliang Chai, and Nan Tang. 2020. Reinforcement Learning with Tree-LSTM for Join Order Selection. In *36th IEEE International Conference on Data Engineering, ICDE 2020, Dallas, TX, USA, April 20-24, 2020*. IEEE, 1297–1308. <https://doi.org/10.1109/ICDE48307.2020.00116>
- [68] Haitao Yuan, Guoliang Li, Ling Feng, Ji Sun, and Yue Han. 2020. Automatic View Generation with Deep Learning and Reinforcement Learning. In *36th IEEE International Conference on Data Engineering, ICDE 2020, Dallas, TX, USA, April 20-24, 2020*. IEEE, 1501–1512. <https://doi.org/10.1109/ICDE48307.2020.00133>
- [69] Yue Zhao, Gao Cong, Jiachen Shi, and Chunyan Miao. 2022. QueryFormer: A Tree Transformer Model for Query Plan Representation. *Proc. VLDB Endow.* 15, 8 (2022), 1658–1670. <https://www.vldb.org/pvldb/vol15/p1658-zhao.pdf>