

Beyond Inter-Item Relations: Dynamic Adaptive Mixture-of-Experts for LLM-Based Sequential Recommendation

CanYi Liu

liucanyi01@stu.xmu.edu.cn

Key Laboratory of Multimedia Trusted Perception and Efficient Computing, Ministry of Education of China
Xiamen University, Xiamen, Fujian, China

Youchen (Victor) Zhang

vzhang996@g.ucla.edu

University of California, Los Angeles
Los Angeles, California, United States

Wei Li

liwei2002@stu.hit.edu.cn

Faculty of Computing, Harbin Institute of Technology
Harbin, Heilongjiang, China

Hui Li, Rongrong Ji

{hui,rrji}@xmu.edu.cn

Key Laboratory of Multimedia Trusted Perception and Efficient Computing, Ministry of Education of China
Xiamen University, Xiamen, Fujian, China

Abstract

Sequential recommender system (SRS) predicts the next items that users may prefer based on user historical interaction sequences. Inspired by the rise of large language models (LLMs) in various AI applications, there is a surge of work on LLM-based SRS. Despite their attractive performance, existing LLM-based SRS still exhibit some limitations, including neglecting intra-item relations, ignoring long-term collaborative knowledge and using inflexible architecture designs for adaption. To alleviate these issues, we propose an LLM-based SRS named MIXREC. Built on top of coarse-grained adaption for capturing inter-item relations, MIXREC is further enhanced with (1) context masking that models intra-item relations to help LLM better understand token and item semantics in the context of SRS, (2) collaborative knowledge injection that helps LLM incorporate long-term collaborative knowledge, and (3) a dynamic adaptive mixture-of-experts design that can flexibly choose expert architectures based on Bayesian optimization to better incorporate different sequential information. Extensive experiments demonstrate that MIXREC can effectively handle sequential recommendation in a dynamic and adaptive manner.

CCS Concepts

• Information systems → Recommender systems.

Keywords

sequential recommendation, large language model

ACM Reference Format:

CanYi Liu, Wei Li, Youchen (Victor) Zhang, and Hui Li, Rongrong Ji. 2018. Beyond Inter-Item Relations: Dynamic Adaptive Mixture-of-Experts for LLM-Based Sequential Recommendation. In *Proceedings of Make sure to*

Permission to make digital or hard copies of all or part of this work for personal or classroom use is granted without fee provided that copies are not made or distributed for profit or commercial advantage and that copies bear this notice and the full citation on the first page. Copyrights for components of this work owned by others than the author(s) must be honored. Abstracting with credit is permitted. To copy otherwise, or republish, to post on servers or to redistribute to lists, requires prior specific permission and/or a fee. Request permissions from permissions@acm.org.

Conference acronym 'XX, June 03–05, 2018, Woodstock, NY

© 2018 Copyright held by the owner/author(s). Publication rights licensed to ACM.

ACM ISBN 978-1-4503-XXXX-X/18/06

<https://doi.org/XXXXXXX.XXXXXXX>

enter the correct conference title from your rights confirmation email (Conference acronym 'XX). ACM, New York, NY, USA, 11 pages. <https://doi.org/XXXXXXX.XXXXXXX>

1 Introduction

Sequential recommender system (SRS) suggests items that may interest users by modeling user historical interaction sequences. Aiming at helping users find items more efficiently and online service providers better promote items, SRS has been applied in a wide variety of online applications including but not limited to online shopping (e.g., Amazon), music listening (e.g., Spotify) and news reading (e.g., Yahoo News) [8].

Due to the pivotal role of SRS, there has been a tremendous amount of work on sequential recommendation in the last decades [39, 48, 49]. In particular, deep learning techniques have greatly boosted the prosperous development of SRS [8]. Nevertheless, deep learning-based SRS still faces various challenges. One representative issue is that, due to model scale and data size [7], the understanding of deep learning-based SRS is limited to the context of SRS (e.g., the descriptions of items provided by the online service), making it difficult for them to think like humans with broad world knowledge.

Thanks to the rise of large language models (LLMs) [58], the aforementioned issue can be alleviated by introducing LLMs into SRS. Firstly, sequential recommendation data shares some similarities with natural language text in that they are both sequential and represented by individual items/tokens. It is natural to consider modeling sequential recommendation in a way similar to language modeling and leverage LLMs to capture complex sequential item relations. Moreover, items in contemporary SRS are typically accompanied by textual side information (e.g., item titles, attributes and descriptions) that can be better understood by LLMs with world knowledge beyond the context of SRS. Therefore, there is a surge of work on applying LLMs in SRS [7, 23, 31, 33].

Despite the promise of LLM-based SRS, existing works still exhibit some limitations:

P1: Neglect Intra-Item Relations: Sequential relations are under-explored, resulting in sub-optimal performance. Most LLM-based SRS follows the traditional SRS paradigm that captures *inter-item* relation in user historical interaction sequences (i.e., item level),

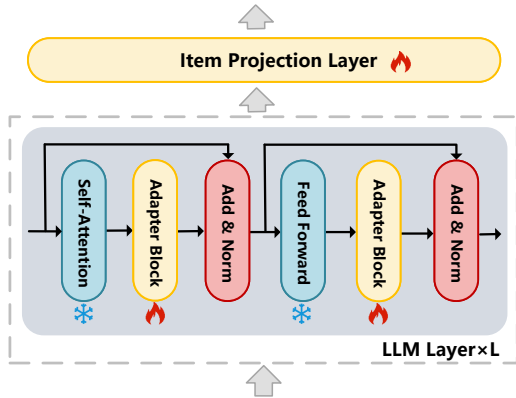


Figure 1: Overview of $\text{MixREC}_{\text{base}}$. The figure uses the architecture of the standard Transformer layer while the actual design for “Add & Norm” varies according to detailed LLM.

neglecting that the minimal modeling granularity in LLM-based SRS is a token in item textual data. Hence, existing methods are coarse-grained and overlook the *intra-item* relations (i.e., relations of tokens in an item’s textual data).

P2: Ignore Long-Term Collaborative Knowledge: Previous LLM-based SRS focuses on sequential item information in order to fit the sequential modeling nature of LLMs. However, they neglect long-term collaborative knowledge (i.e., user/item representations that can be captured in traditional collaborative filtering (CF) methods). Although user preferences and item properties can be extracted from historical interaction sequences, it is well acknowledged that LLM is not good at modeling long-sequence inputs [24] and cannot model such long-term collaborative knowledge well.

P3: Inflexible Adaption: To reduce the computation cost, most LLM-based SRS opts for parameter-efficient fine-tuning (PEFT) [12] to adapt general LLMs for sequential recommendation by fine-tuning only a small amount of parameters. Inserting small adapters is one representative PEFT approach for LLM-based SRS [9]. However, the design of adapters is typically pre-defined, leaving the adaption inflexible on different data.

To address the above issues, we propose MixREC , an LLM-based SRS that can incorporate intra-item information and user-side collaborative knowledge into LLM-based sequential recommendation with dynamic adaptive mixture-of-experts (DAMoE) architecture. The contributions of this work are summarised as follows:

- (1) We design several coarse-grained adaption tasks, including semantic alignment, linking next item and distinguishing hard samples, to adapt LLM for sequential recommendation. With the proposed coarse-grained adaption tasks, $\text{MixREC}_{\text{base}}$ which uses the standard adapter design for LLM-based SRS and is the basic version of MixREC , can capture coarse-grained inter-item relations for sequential recommendation.
- (2) To overcome **P1**, we propose context masking that captures relations of tokens within the textual information of an item. Context masking is used together with causal masking, the standard attention mechanism of LLM, as two “experts” in the mixture-of-experts (MoE) architecture to help LLM better understand token and item semantics in the context of SRS.

- (3) To address **P2**, we design collaborative knowledge injection that jointly trains a small CF model and LLM-based SRS. The learned user/item representations from the CF model are injected into attention computation so that LLM-based SRS can benefit from long-term collaborative knowledge.
- (4) To solve **P3**, we leverage Bayesian optimization with reparameterization to search binary, discrete parameters for deciding the suitable architecture of DAMoE, bringing flexible designs to LLM-based SRS.
- (5) Based on $\text{MixREC}_{\text{base}}$ and our designed techniques in (2), (3) and (4), we propose a new LLM-based SRS MixREC for enhancing LLM-based sequential recommendation beyond modeling inter-item relations. We conduct extensive experiments and the results demonstrate that MixREC can effectively handle sequential recommendation in a dynamic and adaptive manner.

2 Our Method MixREC

2.1 Overview

The basic version of MixREC , which is called $\text{MixREC}_{\text{base}}$ in the following, consists of an LLM and an item projection layer. We adopt the standard design for adapters [9] in $\text{MixREC}_{\text{base}}$. As shown in Fig. 1, $\text{MixREC}_{\text{base}}$ has two adapter blocks inserted into each LLM layer for PEFT, and an item projection layer for mapping the LLM space to the item space. We design various coarse-grained adaption tasks that capture inter-item relations to endow $\text{MixREC}_{\text{base}}$ with the ability to adapt LLM for sequential recommendation (Sec. 2.2).

Based on $\text{MixREC}_{\text{base}}$, we enhance MixREC with context masking, collaborative knowledge injection and a dynamic adaptive mixture-of-expert design (Sec. 2.3) to further incorporate intra-item and long-term collaborative knowledge in a *dynamic* and *adaptive* manner.

2.2 Adapt LLM for Sequential Recommendation

We first propose several coarse-grained adaption tasks to help $\text{MixREC}_{\text{base}}$ capture inter-item relations and adapt to sequential recommendation.

2.2.1 Item Representation. For each item i , we have its corresponding attribute dictionary $\text{Dic}_i = \{k, v\}$, where k and v consist of words. Following RecFormer [28], we flatten the dictionary into an item “sentence”: $T_i = \{k_1, v_1, \dots, k_g, v_g\}$ as the item representation for i where g is the number of key-value pairs.

2.2.2 Semantic Alignment. Items are typically represented by IDs (e.g., “X2112”) in SRS. However, these item IDs are rare in the training corpora of LLM. Hence, given the recommendation context, it is difficult for LLM to understand item IDs. To enhance the understanding of LLM on item IDs, as shown in Fig. 2(a), we conduct semantic alignment between a special token [ALIGN] and the corresponding item ID.

Specially, for an item i , we concatenate a prompt, the item “sentence”, and a special token [ALIGN], and feed {Prompt, T_i , [ALIGN]} to LLM. Here, we use the prompt: “Give the ID of the item described by:...”. Then, we adopt an item projection layer (a single-layer feed-forward network) to convert h_i^{ALIGN} , the hidden state corresponds to [ALIGN] from the last layer in LLM, to the item probability distribution. h_i^{ALIGN} is regarded as the learned representation of i , similar to using the representation of a special token [CLS] to represent

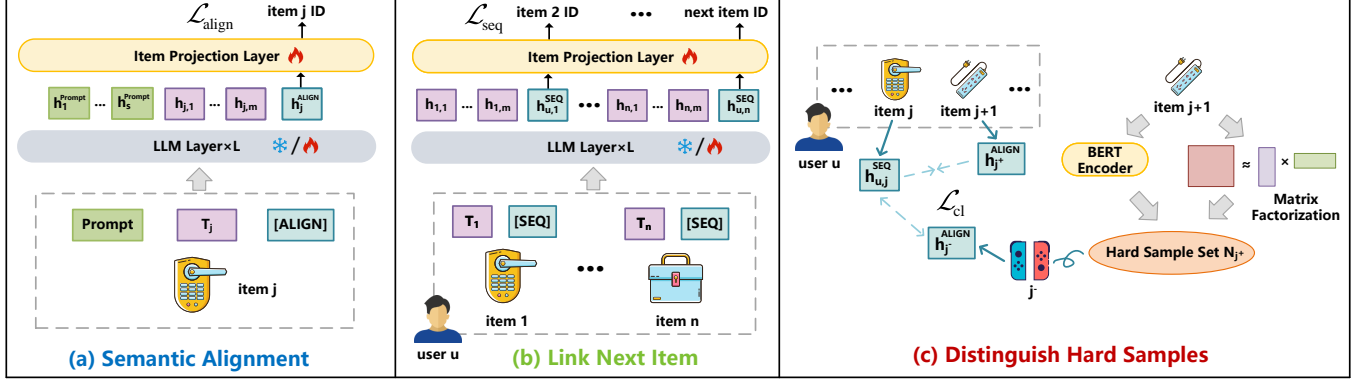


Figure 2: Adapt LLM for Sequential Recommendation (MIXREC_{base}): (1) h_{*}^{Prompt} indicates the hidden state for a token in the prompt. (2) $h_{j,*}$ is the hidden state for a token in the item “sentence” of item j . (3) h_j^{ALIGN} is the hidden state for [ALIGN] of item j . (4) $h_{u,j}^{\text{SEQ}}$ is the hidden state for [SEQ] of item j in user u ’s historical interaction sequence.

a sentence when using a pre-trained model in the text classification task [6, 34]. During optimization, we use cross-entropy loss between the item probability distributions and actual item IDs to align hidden states and corresponding item IDs:

$$\hat{y}_i = \text{Softmax}(\mathbf{W}_{\text{item}} \cdot \mathbf{h}_i^{\text{ALIGN}} + \mathbf{b}_{\text{item}}), \quad \mathcal{L}_{\text{align}} = - \sum_i y_i \log \hat{y}_i$$

where \mathbf{W}_{item} and \mathbf{b}_{item} are learnable parameters, and y_i is the actual item ID of item i .

Through semantic alignment, MIXREC_{base} can capture the relationship between item IDs and the recommendation context where item IDs appear, thereby gaining a better understanding of items.

2.2.3 Link Next Item. We further endow LLM with the ability to predict next items. Each item i in the historical interaction sequence S_u of the user u can be denoted by its corresponding item “sentence”. We append a special token [SEQ] to the end of each item “sentence” to separate items and construct the sequential textual data for u :

$$X_u = \{T_1, [\text{SEQ}], \dots, T_j, [\text{SEQ}], \dots, T_n, [\text{SEQ}]\},$$

where n is the number of items in u ’s historical interaction sequence.

As depicted in Fig. 2(b), X_u is then fed into LLM and MIXREC_{base} uses the item projection layer to map the hidden state $h_{u,i}^{\text{SEQ}}$ from the last LLM layer that corresponds to the current item i to the next item ID. We use cross-entropy loss between predictions and actual next-item IDs during optimization:

$$\hat{z}_{u,i+1} = \text{Softmax}(\mathbf{W}_{\text{item}} \cdot \mathbf{h}_{u,i}^{\text{SEQ}} + \mathbf{b}_{\text{item}}), \quad \mathcal{L}_{\text{seq}} = - \sum_u \sum_{j=2}^n z_{u,j} \log \hat{z}_{u,j}$$

where $z_{u,j}$ is the actual ID of the j -th item in u ’s historical interaction sequence.

2.2.4 Distinguish Hard Samples. LLM is trained over vast amounts of text data but it does not see much sequential recommendation data. Hence, LLM faces difficulty in distinguishing items in the sequential recommendation task. As shown in Fig. 2(c), we adopt contrastive learning to enhance the ability of MIXREC_{base} to distinguish different items without requiring additional data. Particularly, we focus on improving distinguishing *hard samples*. For an item j , hard samples N_j are items similar to j , but they do not co-occur

with j in any user historical interaction sequence S . The details of generating hard samples are provided in Appendix A.

We randomly sample n_s items from each S , excluding the item in the last position. For a sampled item $j \in S_u$, MIXREC_{base} treats its subsequent item j^+ in S_u as the positive item and randomly chooses n_{cl} items from N_{j^+} as the negative items j^- (all j^- forms the set J^-). Recall that $h_{u,j}^{\text{SEQ}}$ is correlated with the next-item ID j^+ (Sec. 2.2.3), while $h_{j^+}^{\text{ALIGN}}$ and $h_{j^-}^{\text{ALIGN}}$ are aligned with IDs of j^+ and j^- (Sec. 2.2.2), respectively. MIXREC_{base} conducts contrastive learning using InfoNCE loss [47] among $h_{u,j}^{\text{SEQ}}$, $h_{j^+}^{\text{ALIGN}}$ and $h_{j^-}^{\text{ALIGN}}$ to enhance its understanding of intrinsic differences of items: $h_{u,j}^{\text{SEQ}}$ is trained to be close to $h_{j^+}^{\text{ALIGN}}$ and far away from $h_{j^-}^{\text{ALIGN}}$:

$$f(\mathbf{h}, \mathbf{h}') = \exp(\text{sim}(\mathbf{h}, \mathbf{h}') / \tau)$$

$$\mathcal{L}_{cl} = - \sum_{S_u} \sum_{j=1}^{n_s} \log \frac{f(\mathbf{h}_{u,j}^{\text{SEQ}}, \mathbf{h}_{j^+}^{\text{ALIGN}})}{f(\mathbf{h}_{u,j}^{\text{SEQ}}, \mathbf{h}_{j^+}^{\text{ALIGN}}) + \sum_{j^- \in J^-} f(\mathbf{h}_{u,j}^{\text{SEQ}}, \mathbf{h}_{j^-}^{\text{ALIGN}})},$$

where τ is the temperature parameter for scaling similarities and $\text{sim}(\cdot)$ is the cosine similarity.

2.2.5 Recommendation Adapters. To reduce the computation overhead for fine-tuning MIXREC_{base}, as shown in Fig. 1, we keep the parameters of the feedforward network and the self-attention module in each LLM layer intact and fine-tune two injected recommendation adapters (a two-layer feedforward network) following the design of standard recommendation adapters [9]:

$$\text{Adapter}(\mathbf{h}) = \mathbf{W}_2(\mathbf{W}_1 \cdot \mathbf{h} + \mathbf{b}_1) + \mathbf{b}_2 + \mathbf{h},$$

where \mathbf{W} and \mathbf{b} are learnable parameters.

2.3 Incorporate Intra-Item Relation and Long-Term Collaborative Knowledge

In this section, we will illustrate how MIXREC, based on MIXREC_{base}, can capture intra-item relation and collaborative knowledge under the dynamic adaptive mixture-of-experts design.

2.3.1 Context Masking. Coarse-grained adaption tasks only capture inter-item relations and do not emphasize on the relations

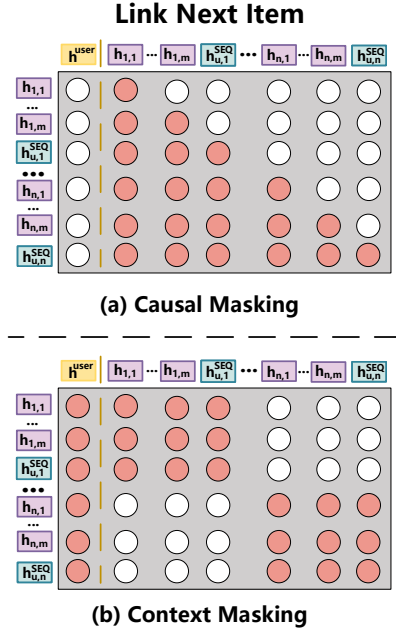


Figure 3: Two Masking Mechanisms.

between tokens within the same item (intra-item relations). The reason is that standard decoder-only LLMs adopt causal masking [56] to compute attention, where each token attends to prior and current tokens only, ignoring future tokens. As shown in Fig. 3(a), causal masking does not set boundaries to separate tokens from different items. MIXREC represents each item with multiple tokens (i.e., item “sentence”), and using causal masking only will fail to fully model token semantics in the item context.

We introduce context masking to address the above issue. Fig. 3 depicts context masking and causal masking for linking next item (Sec. 2.2.3). For semantic alignment (Sec. 2.2.2), the demonstration is provided in Fig. 13 of Appendix B. Context masking allows each token within an item “sentence” to attend only to other tokens within the same item (and collaborative representations introduced in the next section), disregarding tokens from other items. It focuses on intra-item relations. Mathematically, the definitions for causal masking and context masking are as follows:

$$\text{MASK}_{\text{causal}}(i, j) = \begin{cases} \text{True}, & \text{if } i \leq j \text{ and } j \neq 1 \\ \text{False}, & \text{otherwise} \end{cases}$$

$$\text{MASK}_{\text{context}}(i, j) = \begin{cases} \text{True}, & \text{if SameItem}(i, j) \\ \text{False}, & \text{otherwise} \end{cases}$$

where $\text{MASK}_{\text{causal}}$ and $\text{MASK}_{\text{context}}$ are masking matrices of size $m \times (m + 1)$ and m is the maximum number of tokens in an item “sentence”. The function $\text{SameItem}(i, j)$ returns True if tokens i and j belong to the same item (or either of it is the collaborative representation), and False otherwise.

2.3.2 Collaborative Knowledge Injection. LLM serves as an effective sequential model in MIXREC_{base}. However, the long-term user/item collaborative knowledge is beneficial to SRS [26] and LLM may not capture them well from long inputs.

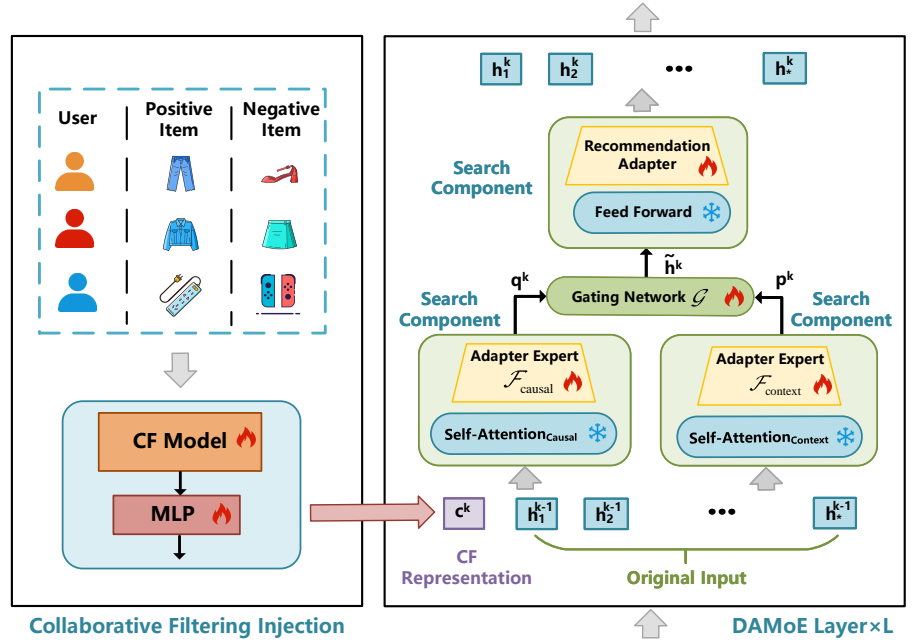


Figure 4: Overview of DAMoE.

We conduct collaborative knowledge injection and incorporate user preferences and item properties learned from a CF model M_{cf} into the attention calculation of context masking, using them as cues to enhance MIXREC’s learning. M_{cf} can be any embedding-based recommendation model trained over user-item interaction matrix using standard loss function \mathcal{L}_{cf} (e.g., Bayesian Personalized Ranking) and it encodes each user u and item i into the representations e_u^{user} and e_i^{item} , respectively.

MIXREC first uses a single-layer feedforward network to project e_u^{user} and e_i^{item} to new representation spaces h_u^{user} and h_i^{item} with the same dimension as LLM’s hidden state, respectively. Then, we concatenate the projected collaborative representations h^{user} and h^{item} (i.e., c^k in Fig. 4) with hidden states of inputs to each LLM layer.

2.3.3 Dynamic Adaptive Mixture-of-Experts. For the k -th layer in LLM, similar to the standard way to calculate causal masking, MIXREC derives two hidden states q^k and p^k for the input h^{k-1} using causal masking $\text{MASK}_{\text{causal}}$ and context masking $\text{MASK}_{\text{context}}$, respectively:

$$q^k = \text{Self-Attention}(h^{k-1}, \text{MASK}_{\text{causal}})$$

$$p^k = \text{Self-Attention}(h^{k-1}, \text{MASK}_{\text{context}})$$

where h^{k-1} is the hidden state of a token from the $(k - 1)$ -th layer. See Appendix C for the definition of $\text{Self-Attention}(h, \text{MASK})$.

The next question is how to balance two masking mechanisms. Inspired by mixture-of-experts (MoE) [2], we opt to design a dynamic adaptive MoE (DAMoE) to mix intra-item and inter-item information. Different parts of DAMoE, which are also called “experts”, specialize in one sequential information.

Fig. 4 depicts DAMoE. Original LLM layers in MIXREC_{base} (Fig. 1) are replaced with DAMoE layers. Each DAMoE layer consists of two “expert networks” $\mathcal{F}_{\text{causal}}$ and $\mathcal{F}_{\text{context}}$, a “gating network” \mathcal{G} , and

one recommendation adapter. The key of DAMoE is the designs of the layer-wise dynamic selection of mixture of parameter-efficient experts (MoPE) and the gating network.

Layer-Wise Dynamic Selection of MoPE. To reduce the computation demands, we freeze feedforward networks and attention modules and only fine-tune the expert networks ($\mathcal{F}_{\text{causal}}$ and $\mathcal{F}_{\text{context}}$) and the gating network (\mathcal{G}). This way, expert networks can also be viewed as adapters in PEFT. Hence, in the following, the terms “adapter expert” and “expert network” are used interchangeably.

There are various choices for the adapter. Enforcing a unified design for MoE in all DAMoE layers is inflexible and will bring sub-optimal performance. However, manually tuning the architecture of adapter experts is a time-consuming and human-intensive process. Hence, we propose a dynamic selection method to automatically find the appropriate design of adapter experts for DAMoE. In MIXREC, we focus on choosing between serial adapter and parallel adapter for $\mathcal{F}_{\text{causal}}$ and $\mathcal{F}_{\text{context}}$ since they are most representative adapter designs [12] (Fig. 14 in Appendix D provides visualization):

- (1) **Serial Adapter:** A two-layer feedforward network is positioned between the attention module and the gating network:

$$\text{Adapter}_{\text{Serial}}(\mathbf{h}) = \text{Adapter}(\text{Self-Attention}(\mathbf{h}, \text{MASK})).$$

- (2) **Parallel Adapter:** A two-layer feedforward network runs alongside the attention module, i.e., it reorganizes the adapter as a parallel side network:

$$\text{Adapter}_{\text{Parallel}}(\mathbf{h}) = \left(\text{Self-Attention}(\mathbf{h}, \text{MASK}) + \text{Adapter}(\mathbf{h}) \right) / 2.$$

In addition to expert networks $\mathcal{F}_{\text{causal}}$ and $\mathcal{F}_{\text{context}}$, MIXREC also searches the adapter architecture for the recommendation adapter. In each part, either a serial adapter or a parallel adapter can be applied. Given L DAMoE layers, there are 2^{3L} possible designs. Hence, the search process for each DAMoE layer becomes tuning $3L$ binary, discrete parameters in the discrete space $\mathcal{Z} = \mathcal{Z}^{(1)} \times \dots \times \mathcal{Z}^{(3L)}$. In the following, we use \mathbf{z} to denote the vector $(z^{(1)}, \dots, z^{(3L)})$ of which each element is a binary parameter.

Bayesian optimization (BO) [50] is a popular method for black-box optimization that can be applied in this search task. BO uses a probabilistic surrogate model of the objective function f (we use Mean Reciprocal Rank) and an acquisition function (AF) that provides utility values for evaluation during optimization. The maximizer of AF is selected as the next design to evaluate. We use the Gaussian process (GP) as the surrogate model. AF $\alpha(\mathbf{z})$ uses the surrogate models’ posterior distribution to quantify the value of evaluating a new design. As the inputs to BO are binary values in our case, optimizing AF is more difficult as gradient-based methods can not be directly applied.

Following Daulton et al. [5], we reparameterize the optimization problem by introducing a discrete probability distribution $p(\mathcal{Z}|\theta)$ parameterized by continuous parameter vector θ over a random variable \mathcal{Z} sampled from Bernoulli distribution. Alg. 1 in Appendix E illustrates Bayesian optimization with reparameterization.

Then, we can design the probabilistic objective (PO):

$$\mathbb{E}_{\mathcal{Z} \sim p(\mathcal{Z}|\theta)} [\alpha(\mathcal{Z})].$$

We can optimize θ over a continuous space to maximize PO. Since $p(\mathcal{Z}|\theta)$ is a discrete distribution over the discrete space \mathcal{Z} , AF is

Table 1: Statistics of the datasets after preprocessing. “Avg. Items” denotes the average number of items in sequences.

Datasets	#Users	#Items	#Inter.	Avg. Items
Arts	56,083	22,685	364,356	8.50
Scientific	10,973	5,193	54,183	6.94
Instruments	27,518	10,535	171,108	8.22
Pantry	14,178	4,961	102,661	9.24
Games	55,126	17,277	356,954	8.48

only evaluated for discrete designs and PO can be rewritten as:

$$\mathbb{E}_{\mathcal{Z} \sim p(\mathcal{Z}|\theta)} [\alpha(\mathcal{Z})] = \sum_{\mathbf{z} \in \mathcal{Z}} p(\mathbf{z}|\theta) \alpha(\mathbf{z}).$$

Note that the above probabilistic objective is differentiable w.r.t. θ and $\alpha(\mathbf{z})$ is not differentiable w.r.t. \mathbf{z} . The gradient of PO can be obtained as:

$$\nabla_{\theta} \mathbb{E}_{\mathcal{Z} \sim p(\mathcal{Z}|\theta)} [\alpha(\mathcal{Z})] = \sum_{\mathbf{z} \in \mathcal{Z}} \alpha(\mathbf{z}) \nabla_{\theta} p(\mathbf{z}|\theta).$$

Therefore, gradient-based methods can be used to optimize the probabilistic objective (Line 4 in Alg. 1 of Appendix E). In practice, we use Monte Carlo sampling to estimate PO and its gradient to reduce the computation cost [5].

Gating Network. The goal of the gating network \mathcal{G} is to direct the input to the appropriate expert. To be precise, \mathbf{q}_i^k and \mathbf{p}_i^k for the i -th token are fused through the gate network:

$$\boldsymbol{\beta} = \text{Softmax}([\mathbf{q}_i^k, \mathbf{p}_i^k] \mathbf{W}_{\text{gate}} + \mathbf{b}_{\text{gate}}), \quad \tilde{\mathbf{h}}_i^k = \beta_1 \cdot \mathbf{q}_i^k + \beta_2 \cdot \mathbf{p}_i^k$$

where \mathbf{W}_{gate} and \mathbf{b}_{gate} are learnable parameters. β_1 and β_2 are gating values in the first and second dimensions of $\boldsymbol{\beta} \in \mathbb{R}^2$, respectively. $[\ast, \ast]$ indicates the concatenation operation. $\tilde{\mathbf{h}}_i^k$ is passed to the recommendation adapter in k -th DAMoE layer to produce \mathbf{h}_i^k .

2.4 Putting All Together

The overall objective is the combination of several adaption task losses:

$$\mathcal{L} = \mathcal{L}_{\text{seq}} + \lambda_1 \mathcal{L}_{\text{align}} + \lambda_2 \mathcal{L}_{\text{cl}} + \lambda_3 \mathcal{L}_{\text{cf}},$$

where λ_1 , λ_2 and λ_3 are task weights.

The overall workflow of MIXREC is as follows: First, we apply Bayesian optimization on a subset of the data (Data_{BO}) to search the suitable structure of DAMoE. Then, we train MIXREC on the full dataset for sequential recommendation.

3 Experiment

3.1 Experimental Settings

3.1.1 Datasets. We use five sub-categories of Amazon datasets¹ in our experiments, including “Arts, Crafts, and Sewing” (Arts), “Industrial and Scientific” (Scientific), “Musical Instruments” (Instruments), “Prime Pantry” (Pantry) and “Video Games” (Games). We filter items without titles and items with fewer than four interactions. Tab. 1 presents the statistics of the data. We randomly selected $b\%$ of the data as Data_{BO} for Bayesian optimization [1, 32]. $b\%$ for each dataset is listed in Appendix F.

¹https://cseweb.ucsd.edu/~jmcauley/datasets/amazon_v2

Table 2: Performance comparison of different methods. The best performance is highlighted in bold, while the second-best performance is underlined. The last column indicates the improvements over the best baseline models. All improvements are significant at $p < 0.01$ compared to the best baseline under the paired t-test.

Dataset	Metric	Non-LLM-based SRS				LLM-based SRS					Improv.
		GRU4Rec	SASRec	BERT4Rec	FDSA	P5	UniSRec	RecFormer	LLMRec	MixREC	
Arts	NDCG@10	0.1118	0.1236	0.0950	0.1254	<u>0.1286</u>	0.0694	0.1251	0.0792	0.1400	8.86%
	Recall@10	0.1365	<u>0.1619</u>	0.1255	0.1569	0.1482	0.1263	0.1580	0.1054	0.1767	9.15%
	MRR	0.1082	0.1164	0.0890	0.1198	<u>0.1234</u>	0.0566	0.1198	0.0744	0.1340	8.57%
Scientific	NDCG@10	0.0799	0.1001	0.0704	0.1018	0.1031	0.0656	<u>0.1040</u>	0.0520	0.1162	11.66%
	Recall@10	0.1048	0.1430	0.0995	0.1337	0.1257	0.1226	<u>0.1468</u>	0.0745	0.1529	4.15%
	MRR	0.0771	0.0919	0.0654	0.0962	<u>0.0977</u>	0.0535	0.0966	0.0495	0.1105	13.08%
Instruments	NDCG@10	0.0797	0.0866	0.0703	<u>0.0889</u>	0.0847	0.0700	0.0821	0.0486	0.0966	8.61%
	Recall@10	0.1047	0.1175	0.0906	0.1157	0.1056	<u>0.1210</u>	0.1030	0.0689	0.1283	6.00%
	MRR	0.0768	0.0825	0.0682	<u>0.0857</u>	0.0801	0.0591	0.0803	0.0470	0.0927	8.20%
Pantry	NDCG@10	0.0453	0.0570	0.0373	<u>0.0618</u>	0.0409	0.0345	0.0566	0.0251	0.0689	11.41%
	Recall@10	0.0673	0.0887	0.0552	0.0848	0.0529	0.0731	<u>0.0888</u>	0.0392	0.1036	16.70%
	MRR	0.0435	0.0524	0.0363	<u>0.0597</u>	0.0389	0.0278	0.0513	0.0251	0.0638	6.84%
Games	NDCG@10	0.0743	0.0802	0.0604	<u>0.0860</u>	0.0568	0.0489	0.0675	0.0339	0.0895	4.05%
	Recall@10	0.1142	<u>0.1322</u>	0.0914	0.1273	0.0729	0.1020	0.1027	0.0534	0.1358	2.73%
	MRR	0.0697	0.0728	0.0576	<u>0.0810</u>	0.0535	0.0399	0.0513	0.0325	0.0839	3.55%

3.1.2 Evaluation. We apply leave-one-out for evaluating SRS [25]: the most recent item in the interaction sequence is used for testing, the second most recent item is for validation, and the remaining items are for training. We adopt three popular evaluation metrics for SRS: Mean Reciprocal Rank (MRR), Recall@N, and Normalized Discounted Cumulative Gain (NDCG@N), where N is set to 10. We rank the ground-truth item of each sequence among all items and report the average scores across all sequences on the test set.

3.1.3 Baselines. We compare MixREC with various baselines, including (1) None-LLM-based SRS: GRU4Rec [18], SASRec [25], BERT4Rec [43] and FDSA [57]. (2) LLM-based SRS: P5² [10], UniSRec³ [19], RecFormer⁴ [28] and LLMRec. LLMRec removes adapter blocks from MixREC_{base} (Fig. 1) and freezes LLM during fine-tuning. It is optimized with \mathcal{L}_{seq} (Sec. 2.2.3). The descriptions of baselines are provided in Appendix G. For a fair comparison, we only consider methods that rank all items as baselines.

3.1.4 Implementation. We use RecBole⁵ [53] to implement GRU4Rec, SASRec, BERT4Rec and FDSA. For other methods, we use implementations provided by the authors. We use the small version for P5. Other parameters are set following default configurations.

We train MixREC on a machine with four NVIDIA RTX 3090 GPUs using the AdamW optimizer [35]. We employ the pre-trained OPT-125M⁶ as the backbone of MixREC_{base} and MixREC. OPT-125M is one of the most widely used decoder-only models. By default, we use Neural Collaborative Filtering (NCF) [17] as CF model in MixREC. In Sec. 3.4, we will compare the results using different CF models. We set the number of epochs to 40 and choose 5×10^{-5} as the peak learning rate. The warmup strategy adjusts the learning rate during training, with the warmup stage set to the first 6% of all iterations. The maximum item “sentence” length is set to 30. The

bottleneck size of the adapter block is 64. For contrastive learning (Sec. 2.2.4), within a sequence, we select one item ($n_s = 1$) as the positive sample and choose five negative samples ($n_{cl} = 5$) for that item by default. The temperature parameter τ for contrastive learning is set to 1.0. For Bayesian optimization (Sec. 2.3.3), we run 30 iterations to search for suitable structure of DAMoE. By default, we replace every LLM layer with DAMoE layer (i.e., replacement frequency $r = 1$). The impact of these parameters, including n_s , n_{cl} , r , and the bottleneck size, is further analyzed in Sec.3.6. We conduct a grid search to find the best hyper-parameters on different datasets and we report them in Tab. 3 of Appendix F.

3.2 Overall Performance

Tab. 2 reports the overall performance of all methods. Based on the results, we have the following observations:

- Non-LLM-based methods SASRec and FDSA perform consistently well across different datasets. In some cases, their performance is close to LLM-based methods P5 and RecFormer.
- BERT4Rec performs poorly on several datasets, which is consistent with the observation mentioned in [37]. As mentioned by Petrov and Macdonald, it is easy for BERT4Rec to get underfitted [37], which may be the reason for its performance in our experiments.
- LLM-based methods P5 and RecFormer perform similarly to some extent. They perform well on Arts and Scientific but do not exceed SASRec and FDSA on Instruments and Games. We speculate that the reason is that, in Instruments and Games datasets, user behaviors are more inclined toward instant interests and impulsive buying. P5 and RecFormer might not capture these short-term behavioral changes as effectively as traditional models.
- UniSRec does not perform well in our experiments. The goal of UniSRec is to develop a universal sequential representation learning model across different RS. In our experiments, for a fair comparison, we train and test UniSRec on each dataset without

²<https://github.com/jeykigung/P5>

³<https://github.com/RUCAIBox/UniSRec>

⁴<https://github.com/JiachengLi1995/RecFormer>

⁵<https://github.com/RUCAIBox/RecBole>

⁶<https://huggingface.co/facebook/opt-125m>

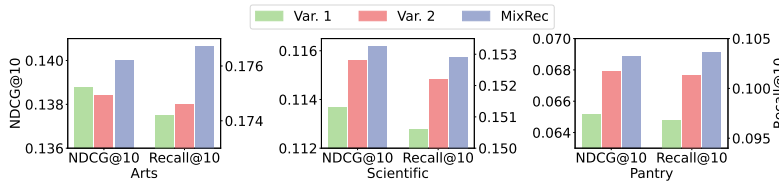


Figure 5: Ablation study on three datasets.

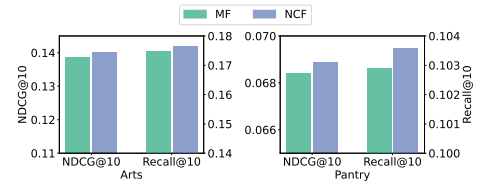


Figure 6: Effects of different CF models.

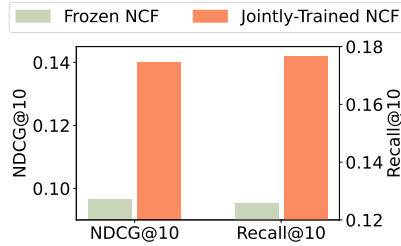


Figure 7: Effects of Using Frozen NCF or Jointly-Trained NCF on Arts.

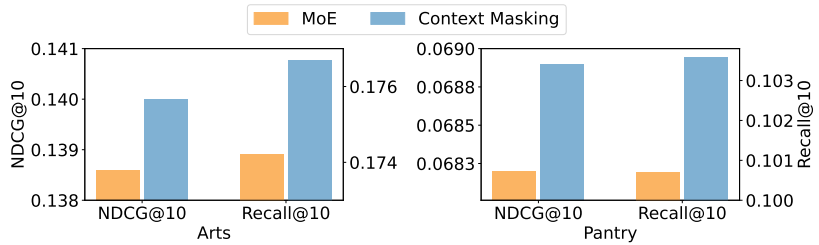


Figure 8: Effects of Using Context Masking

pre-training over other datasets. Consequently, the performance of UniSRec is affected.

- MixREC achieves the best performance across all datasets on all three metrics. Compared to the best baselines, MixREC shows an average improvement of 8.92% on NDCG@10, 7.75% on Recall@10, and 8.05% on MRR. The overall results demonstrate the effectiveness of MixREC for sequential recommendation.

3.3 Ablation Study

In Fig. 5, we compare MixREC and its two variations:

- (1) **Variation 1:** It is MixREC_{base} tuned with coarse-grained adaption tasks illustrated in Sec. 2.2.
- (2) **Variation 2:** It is MixREC tuned with coarse-grained adaption (Sec. 2.2), context masking and collaborative filtering injection (Sec. 2.3) (i.e., remove Bayesian optimization from MixREC).

Due to page limit, we only provide results of NDCG@10 and Recall@10 on Arts, Scientific and Pantry datasets. From Fig. 5, we can observe that:

- Variation 1 outperforms LLMRec in Tab. 2, showing that injecting adapters into LLM and fine-tuning adapters with our proposed coarse-grained adaption tasks (semantic alignment and distinguishing hard samples) for sequential recommendation can improve the performance of LLM-based SRS.
- Variation 2 exceeds variation 1 on Scientific and Pantry, but it lags behind variation 1 on Arts w.r.t. NDCG@10. The results show that including context masking and collaborative filtering injection can enhance the performance, but the improvement may be offset by the fixed MoE architecture.
- MixREC surpasses all its variations for all cases. Particularly, on Arts where variation 2 falls behind variation 1, MixREC (i.e., enhance variation 2 with Bayesian optimization) exceeds variation 1, showing that using Bayesian optimization to dynamically search for the suitable DAMoE architecture indeed enhances the quality of sequential recommendation.

Overall, we can conclude that each part in MixREC contributes to its performance on sequential recommendation.

3.4 Effects of Using Different CF Models

Fig. 6 compares the performance of MixREC using different CF models. We apply two prevalent CF methods MF [27] and NCF [17]. We can see that, using NCF generally brings better results than using MF, showing that introducing more sophisticated CF models can enhance MixREC.

By default, we jointly train CF model and MixREC. We also investigate the performance of the case when the CF model is pre-trained and then frozen in collaborative information injection. Fig. 7 reports the results on Arts when using frozen NCF and jointly-train NCF (i.e., default MixREC). On Arts, NDCG@10 values for freezing CF model and default MixREC are 0.0967 and 0.1400, respectively. The results show that jointly training CF model and MixREC can improve sequential recommendation.

3.5 Effects of Context Masking

When introducing context masking, we use a method similar to MoE to integrate the hidden states from causal masking and context masking. Since MoE introduces additional parameters, it is necessary to investigate whether the performance improvement solely comes from the increased parameters. Fig. 8 compares the results of “MoE” where the hidden states from two adapter experts are computed using the same causal masking component and MixREC on Arts and Pantry. From the results, we can see that the performance gain brought by MixREC is caused by causal masking instead of the increased model size.

3.6 Effects of Different Hyper-Parameters

In this section, we investigate the effects of several hyper-parameters on MixREC and provide analysis based on Pantry:

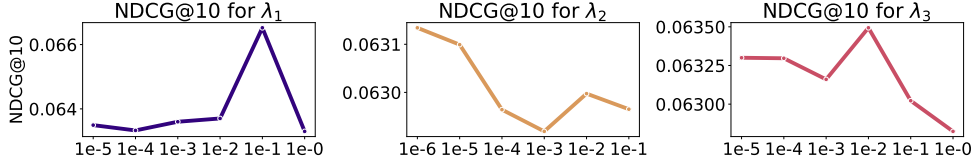
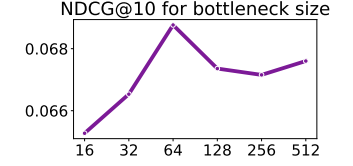
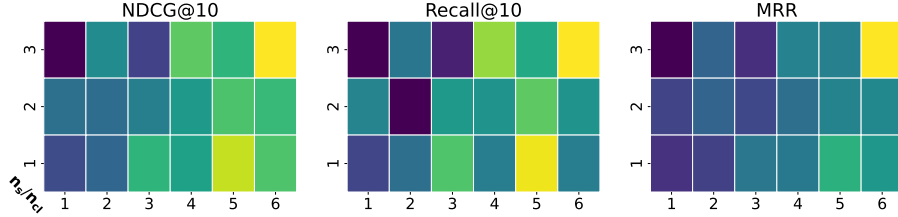
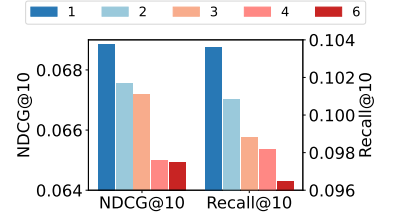
Figure 9: Performance when varying λ_1 , λ_2 and λ_3 .

Figure 10: Performance when varying bottleneck size.

Figure 11: Performance when varying n_s and n_{cl} . Darker color indicates higher values.Figure 12: Performance when varying replacement frequency r .

- **Task Weights:** Fig. 9 shows the impact on MixREC when adjusting one λ value while keeping the others fixed at 1. As depicted, the performance peaks around $\lambda_1 = 1e - 1$, $\lambda_2 = 1e - 6$ and $\lambda_3 = 1e - 2$. We can also clearly see the performance peak and the performance lines do not vibrate. In other words, it is not difficult to tune task weights for MixREC.
- **Bottleneck Size::** As illustrated in Fig. 10, MixREC achieves the best performance when the bottleneck size is 64. Besides, the performance trend when varying bottleneck size is clear, showing that tuning bottleneck size is not difficult in practice.
- **Sample Number:** Fig. 11 depicts the performance when using different values for n_s and n_{cl} . It can be observed that, as n_s and n_{cl} increase, the performance generally gets improves. To balance the performance and the computation cost, we set $n_s = 1$ and $n_{cl} = 5$ by default.
- **Frequency of Replacement:** By default, the replacement frequency r is set to 1. We also provide the performance when changing the replacement frequency in Fig. 12. In Fig. 12, we report the performance of MixREC when r is set to 1, 2, 3, 4 and 6, respectively. For instance, $r = 2$ indicates that we replace LLM layer with DAMoE layer every two layers. For unchanged layers, we use the original LLM layers and keep their parameters frozen. From the results, we can see that, as more LLM layers are replaced with DAMoE layers, the performance of MixREC increases, showing that our proposed DAMoE can effectively improve LLM-based sequential recommendation.

4 Related Work

4.1 Non-LLM-Based SRS

Traditional SRS typically applies sequential pattern mining [55], Markov chains based methods [15, 16], and factorization based methods [3, 42]. More recent works adopt deep learning techniques to boost the performance of sequential recommendation. Researchers have explored RNNs [18, 40], CNNs [45, 46], GNNs [38, 52], Transformer [25, 41, 43] and many other prevalent deep learning techniques in sequential recommendation and find they can

reduce the cost of manual feature engineering and better capture the comprehensive sequential relations [48]. Readers can refer to [8, 39, 48, 49] for detailed survey of non-LLM-based SRS.

4.2 LLM-Based SRS

Emerging LLM-based SRS can be grouped into two paradigms: LLM-augmented SRS and LLM-centric SRS [22].

LLM-augmented SRS adopts LLM as the feature extractor to obtain item features that are further fed to SRS. Harte et al. [13] show that initializing BERT4Rec [43] with embeddings obtained from LLM can significantly improve sequential recommendation. LRD [54] is a LLM-based latent relation discovery framework. It uses language knowledge to discover latent relations that can further enhance SRS.

LLM-centric SRS leverages LLM as the SRS. RecFormer [28] describes items using item “sentences”. It is trained to understand the “sentence” sequence and retrieve the next “sentence” for making sequential recommendations. E4SRec [29] takes ID sequences as inputs to LLM and ensures that the generated output falls within the candidate lists. SAID [22] uses LLM to learn semantically aligned item ID embeddings that can be integrated with downstream SRS. LLM4ISR [44], armed with prompt initialization, optimization, and selection modules, enables LLM to make intent-driven session recommendations. Re2LLM [51] guides LLM with self-reflection and a lightweight retrieval agent, enabling LLM to focus on specialized knowledge essential for more accurate sequential recommendations effectively and efficiently. Chu et al. [4] propose three prompting strategies to exploit temporal information within historical interactions for LLM-based SRS.

4.3 PEFT for LLM

Existing PEFT can be categorized into four groups: (1) Additive PEFT maintains the pre-trained LLM unchanged and introduces only a small number of trainable parameters that are strategically positioned within the model architecture. Representative works include serial adapter [20], parallel adapter [14] and prefix-tuning [30].

(2) Selective PEFT fine-tunes a subset of LLM parameters to enhance performance over downstream tasks. Diff pruning [11] is a representative selective PEFT method. (3) Reparameterized PEFT introduces additional low-rank trainable parameters during training, which are then integrated with the original LLM for inference. LoRA (Low Rank Adaptation) [21] is the most widely recognized reparameterized PEFT technique. (4) Hybrid PEFT combines the advantages of diverse PEFT approaches [36].

5 Conclusion

In this paper, we propose MixREC for enhancing LLM-based sequential recommendation. Built on top of coarse-grained adaption, MixREC is further enhanced with context masking, collaborative knowledge injection and DAMoE so that it can effectively handle sequential recommendation. In the future, we plan to try other PEFT methods in MixREC (e.g., selective PEFT) and improve their flexibility in MixREC. Moreover, to understand the robustness of MixREC, we will investigate the impact of using LLMs with different sizes as the backbone in MixREC.

References

- [1] Han Cai, Ligeng Zhu, and Song Han. 2019. ProxylessNAS: Direct Neural Architecture Search on Target Task and Hardware. In *ICLR (Poster)*.
- [2] Weilin Cai, Juyong Jiang, Fan Wang, Jing Tang, Sunghun Kim, and Jiayi Huang. 2024. A Survey on Mixture of Experts. *arXiv Preprint (2024)*. <https://arxiv.org/abs/2407.06204>
- [3] Chen Cheng, Haiqin Yang, Michael R. Lyu, and Irwin King. 2013. Where You Like to Go Next: Successive Point-of-Interest Recommendation. In *IJCAI* 2605–2611.
- [4] Zhendong Chu, Zichao Wang, Ruiyi Zhang, Yangfeng Ji, Hongning Wang, and Tong Sun. 2024. Improve Temporal Awareness of LLMs for Sequential Recommendation. *arXiv Preprint (2024)*. <https://arxiv.org/abs/2405.02778>
- [5] Samuel Daulton, Xingchen Wan, David Eriksson, Maximilian Balandat, Michael A. Osborne, and Eytan Bakshy. 2022. Bayesian Optimization over Discrete and Mixed Spaces via Probabilistic Reparameterization. In *NeurIPS*.
- [6] Jacob Devlin, Ming-Wei Chang, Kenton Lee, and Kristina Toutanova. 2019. BERT: Pre-training of Deep Bidirectional Transformers for Language Understanding. In *NAACL-HLT (1)*, 4171–4186.
- [7] Wenqi Fan, Zihuai Zhao, Jiatong Li, Yunqing Liu, Xiaowei Mei, Yiqi Wang, Jiliang Tang, and Qing Li. 2024. Recommender Systems in the Era of Large Language Models (LLMs). *IEEE Trans. Knowl. Data Eng.* (2024).
- [8] Hui Fang, Danning Zhang, Yiheng Shu, and Guibing Guo. 2020. Deep Learning for Sequential Recommendation: Algorithms, Influential Factors, and Evaluations. *ACM Trans. Inf. Syst.* 39, 1 (2020), 10:1–10:42.
- [9] Junchen Fu, Fajie Yuan, Yu Song, Zheng Yuan, Mingyue Cheng, Shenghui Cheng, Jiaqi Zhang, Jie Wang, and Yunzhu Pan. 2024. Exploring Adapter-based Transfer Learning for Recommender Systems: Empirical Studies and Practical Insights. In *WSDM*. 208–217.
- [10] Shijie Geng, Shuchang Liu, Zuohui Fu, Yingqiang Ge, and Yongfeng Zhang. 2022. Recommendation as Language Processing (RLP): A Unified Pretrain, Personalized Prompt & Predict Paradigm (P5). In *RecSys*. 299–315.
- [11] Demi Guo, Alexander M. Rush, and Yoon Kim. 2021. Parameter-Efficient Transfer Learning with Diff Pruning. In *ACL/IJCNLP (1)*. 4884–4896.
- [12] Zeyu Han, Chao Gao, Jinyang Liu, Jeff Zhang, and Sai Qian Zhang. 2024. Parameter-Efficient Fine-Tuning for Large Models: A Comprehensive Survey. *arXiv Preprint (2024)*. <https://arxiv.org/abs/2403.14608>
- [13] Jesse Harte, Wouter Zorndrager, Panos Louridas, Asterios Katsifodimos, Dietmar Jannach, and Marios Fragkoulis. 2023. Leveraging Large Language Models for Sequential Recommendation. In *RecSys*. 1096–1102.
- [14] Junxian He, Chunting Zhou, Xuezhe Ma, Taylor Berg-Kirkpatrick, and Graham Neubig. 2022. Towards a Unified View of Parameter-Efficient Transfer Learning. In *ICLR*. <https://openreview.net/pdf?id=0Rcd5Axok>
- [15] Ruining He, Chen Fang, Zhaowen Wang, and Julian J. McAuley. 2016. Vista: A Visually, Socially, and Temporally-aware Model for Artistic Recommendation. In *RecSys*. 309–316.
- [16] Ruining He and Julian J. McAuley. 2016. Fusing Similarity Models with Markov Chains for Sparse Sequential Recommendation. In *ICDM*. 191–200.
- [17] Xiangnan He, Lizi Liao, Hanwang Zhang, Liqiang Nie, Xia Hu, and Tat-Seng Chua. 2017. Neural Collaborative Filtering. In *WWW*. 173–182.
- [18] Balázs Hidasi, Alexandros Karatzoglou, Linas Baltrunas, and Domonkos Tikk. 2016. Session-based Recommendations with Recurrent Neural Networks. In *ICLR (Poster)*. <https://openreview.net/pdf?id=yoffK5KZSgQ>
- [19] Yupeng Hou, Shanlei Mu, Wayne Xin Zhao, Yaliang Li, Bolin Ding, and Ji-Rong Wen. 2022. Towards Universal Sequence Representation Learning for Recommender Systems. In *KDD*. 585–593.
- [20] Neil Houlsby, Andrei Giurgiu, Stanislaw Jastrzebski, Bruna Morrone, Quentin de Laroussilhe, Andrea Gesmundo, Mona Attariyan, and Sylvain Gelly. 2019. Parameter-Efficient Transfer Learning for NLP. In *ICML*, Vol. 97. 2790–2799.
- [21] Edward J. Hu, Yelong Shen, Phillip Wallis, Zeyuan Allen-Zhu, Yuanzhi Li, Shean Wang, Lu Wang, and Weizhu Chen. 2022. LoRA: Low-Rank Adaptation of Large Language Models. In *ICLR*. <https://openreview.net/pdf?id=nZeVKeeFYf9>
- [22] Jun Hu, Wenwen Xia, Xiaolu Zhang, Chilin Fu, Weichang Wu, Zhaoxin Huan, Ang Li, Zuoli Tang, and Jun Zhou. 2024. Enhancing Sequential Recommendation via LLM-based Semantic Embedding Learning. In *WWW (Companion Volume)*. 103–111.
- [23] Chengkai Huang, Tong Yu, Kaige Xie, Shuai Zhang, Lina Yao, and Julian J. McAuley. 2024. Foundation Models for Recommender Systems: A Survey and New Perspectives. *arXiv Preprint (2024)*. <https://arxiv.org/abs/2402.11143>
- [24] Hongye Jin, Xiaotian Han, Jingfeng Yang, Zhimeng Jiang, Zirui Liu, Chia-Yuan Chang, Huiyuan Chen, and Xia Hu. 2024. LLM Maybe LongLM: Self-Extend LLM Context Window Without Tuning. In *ICML*.
- [25] Wang-Cheng Kang and Julian J. McAuley. 2018. Self-Attentive Sequential Recommendation. In *ICDM*. 197–206.
- [26] Sein Kim, Hongseok Kang, Seungyeon Choi, Donghyun Kim, Min-Chul Yang, and Changyoung Park. 2024. Large Language Models meet Collaborative Filtering: An Efficient All-round LLM-based Recommender System. In *KDD*.
- [27] Yehuda Koren, Robert M. Bell, and Chris Volinsky. 2009. Matrix Factorization Techniques for Recommender Systems. *Computer* 42, 8 (2009), 30–37.
- [28] Jiacheng Li, Ming Wang, Jin Li, Jinmiao Fu, Xin Shen, Jingbo Shang, and Julian J. McAuley. 2023. Text Is All You Need: Learning Language Representations for Sequential Recommendation. In *KDD*. 1258–1267.
- [29] Xinhang Li, Chong Chen, Xiangyu Zhao, Yong Zhang, and Chunxiao Xing. 2023. E4SRec: An Elegant Effective Efficient Extensible Solution of Large Language Models for Sequential Recommendation. *arXiv Preprint (2023)*. <https://arxiv.org/abs/2312.02443>
- [30] Xiang Lisa Li and Percy Liang. 2021. Prefix-Tuning: Optimizing Continuous Prompts for Generation. In *ACL/IJCNLP (1)*. 4582–4597.
- [31] Jianghao Lin, Xinyi Dai, Yunjia Xi, Weiwen Liu, Bo Chen, Xiangyang Li, Chenxu Zhu, Huiheng Guo, Yong Yu, Ruiming Tang, and Weinan Zhang. 2024. How Can Recommender Systems Benefit from Large Language Models: A Survey. *ACM Trans. Inf. Syst.* (2024).
- [32] Hanxiao Liu, Karen Simonyan, and Yiming Yang. 2019. DARTS: Differentiable Architecture Search. In *ICLR (Poster)*.
- [33] Peng Liu, Lemei Zhang, and Jon Atle Gulla. 2023. Pre-train, Prompt, and Recommendation: A Comprehensive Survey of Language Modeling Paradigm Adaptations in Recommender Systems. *Trans. Assoc. Comput. Linguistics* 11 (2023), 1553–1571.
- [34] Yinhan Liu, Myle Ott, Naman Goyal, Jingfei Du, Mandar Joshi, Danqi Chen, Omer Levy, Mike Lewis, Luke Zettlemoyer, and Veselin Stoyanov. 2019. RoBERTa: A Robustly Optimized BERT Pretraining Approach. *arXiv Preprint (2019)*. <https://arxiv.org/abs/1907.11692>
- [35] Ilya Loshchilov and Frank Hutter. 2019. Decoupled Weight Decay Regularization. In *ICLR (Poster)*.
- [36] Yuning Mao, Lambert Mathias, Rui Hou, Amjad Almahairi, Hao Ma, Jiawei Han, Scott Yih, and Madian Khabsa. 2022. UniPELT: A Unified Framework for Parameter-Efficient Language Model Tuning. In *ACL (1)*. 6253–6264.
- [37] Aleksandr V. Petrov and Craig Macdonald. 2022. A Systematic Review and Replicability Study of BERT4Rec for Sequential Recommendation. In *RecSys*. 436–447.
- [38] Ruihong Qiu, Zi Huang, Jingjing Li, and Hongzhi Yin. 2020. Exploiting Cross-session Information for Session-based Recommendation with Graph Neural Networks. *ACM Trans. Inf. Syst.* 38, 3 (2020), 22:1–22:23.
- [39] Massimo Quadrana, Paolo Cremonesi, and Dietmar Jannach. 2018. Sequence-Aware Recommender Systems. *ACM Comput. Surv.* 51, 4 (2018), 66:1–66:36.
- [40] Massimo Quadrana, Alexandros Karatzoglou, Balázs Hidasi, and Paolo Cremonesi. 2017. Personalizing Session-based Recommendations with Hierarchical Recurrent Neural Networks. In *RecSys*. 130–137.
- [41] Ruiyang Ren, Zhaoyang Liu, Yaliang Li, Wayne Xin Zhao, Hui Wang, Bolin Ding, and Ji-Rong Wen. 2020. Sequential Recommendation with Self-Attentive Multi-Adversarial Network. In *SIGIR*. 89–98.
- [42] Steffen Rendle, Christoph Freudenthaler, and Lars Schmidt-Thieme. 2010. Factorizing personalized Markov chains for next-basket recommendation. In *WWW*. 811–820.
- [43] Fei Sun, Jun Liu, Jian Wu, Changhua Pei, Xiao Lin, Wenwu Ou, and Peng Jiang. 2019. BERT4Rec: Sequential Recommendation with Bidirectional Encoder Representations from Transformer. In *CIKM*. 1441–1450.
- [44] Zhu Sun, Hongyang Liu, Xinghua Qu, Kaidong Feng, Yan Wang, and Yew Soon Ong. 2024. Large Language Models for Intent-Driven Session Recommendations. In *SIGIR*. 324–334.

- [45] Jiayi Tang and Ke Wang. 2018. Personalized Top-N Sequential Recommendation via Convolutional Sequence Embedding. In *WSDM*. 565–573.
- [46] Trinh Xuan Tuan and Tu Minh Phuong. 2017. 3D Convolutional Networks for Session-based Recommendation with Content Features. In *RecSys*. 138–146.
- [47] Aäron van den Oord, Yazhe Li, and Oriol Vinyals. 2018. Representation Learning with Contrastive Predictive Coding. *arXiv Preprint* (2018). <https://arxiv.org/abs/1807.03748>
- [48] Shoujin Wang, Liang Hu, Yan Wang, Longbing Cao, Quan Z. Sheng, and Mehmet A. Orgun. 2019. Sequential Recommender Systems: Challenges, Progress and Prospects. In *IJCAI*. 6332–6338.
- [49] Shoujin Wang, Qi Zhang, Liang Hu, Xiuzhen Zhang, Yan Wang, and Charu Aggarwal. 2022. Sequential/Session-based Recommendations: Challenges, Approaches, Applications and Opportunities. In *SIGIR*. 3425–3428.
- [50] Xilu Wang, Yaochu Jin, Sebastian Schmitt, and Markus Olhofer. 2023. Recent Advances in Bayesian Optimization. *ACM Comput. Surv.* 55, 13s (2023), 287:1–287:36.
- [51] Ziyang Wang, Yingpeng Du, Zhu Sun, Haoyan Chua, Kaidong Feng, Wenya Wang, and Jie Zhang. 2024. Re2LLM: Reflective Reinforcement Large Language Model for Session-based Recommendation. *arXiv Preprint* (2024). <https://arxiv.org/abs/2403.16427>
- [52] Shu Wu, Yuyuan Tang, Yanqiao Zhu, Liang Wang, Xing Xie, and Tieniu Tan. 2019. Session-Based Recommendation with Graph Neural Networks. In *AAAI*. 346–353.
- [53] Lanling Xu, Zhen Tian, Gaowei Zhang, Junjie Zhang, Lei Wang, Bowen Zheng, Yifan Li, Jiakai Tang, Zeyu Zhang, Yupeng Hou, Xingyu Pan, Wayne Xin Zhao, Xu Chen, and Ji-Rong Wen. 2023. Towards a More User-Friendly and Easy-to-Use Benchmark Library for Recommender Systems. In *SIGIR*. 2837–2847.
- [54] Shenghao Yang, Weizhi Ma, Peijie Sun, Qingyao Ai, Yiqun Liu, Mingchen Cai, and Min Zhang. 2024. Sequential Recommendation with Latent Relations based on Large Language Model. In *SIGIR*. 335–344.
- [55] Ghim-Eng Yap, Xiaoli Li, and Philip S. Yu. 2012. Effective Next-Items Recommendation via Personalized Sequential Pattern Mining. In *DASFAA*, Vol. 7239. 48–64.
- [56] Qingyu Yin, Xuzheng He, Xiang Zhuang, Yu Zhao, Jianhua Yao, Xiaoyu Shen, and Qiang Zhang. 2024. StableMask: Refining Causal Masking in Decoder-only Transformer. *arXiv Preprint* (2024). <https://arxiv.org/abs/2402.04779>
- [57] Tingting Zhang, Pengpeng Zhao, Yanchi Liu, Victor S. Sheng, Jiajie Xu, Deqing Wang, Guanfang Liu, and Xiaofang Zhou. 2019. Feature-level Deeper Self-Attention Network for Sequential Recommendation. In *IJCAI*. 4320–4326.
- [58] Wayne Xin Zhao, Kun Zhou, Junyi Li, Tianyi Tang, Xiaolei Wang, Yupeng Hou, Yingqian Min, Beichen Zhang, Junjie Zhang, Zican Dong, Yifan Du, Chen Yang, Yushuo Chen, Zhipeng Chen, Jinhao Jiang, Ruiyang Ren, Yifan Li, Xinyu Tang, Zikang Liu, Peiyu Liu, Jian-Yun Nie, and Ji-Rong Wen. 2023. A Survey of Large Language Models. *arXiv Preprint* (2023). <https://arxiv.org/abs/2303.18223>

A Generate Hard Samples

To construct hard samples, we adopt a pre-trained BERT model⁷ [6] to encode item text embeddings and matrix factorization (MF) [27] to produce item latent vectors. First, we use the pre-trained BERT model to encode the item “sentence” of each item j and use the average of representations of tokens in j ’s item “sentence” as the item text embedding for j . Then, we perform matrix factorization [27] over user-item interaction matrix to generate item latent vectors with the dimensionality of 1,000.

After that, for each item j , we construct two similar item sets: one contains the top 0.5% most similar items to j w.r.t. L2 distance between item text embeddings, and the other contains the top 0.5% most similar items to j w.r.t. L2 distance between item latent vectors. The union of the two sets, excluding all items that co-occur with j in any user historical interaction sequence S , is the hard item set N_j of j .

B Demonstration of Two Masking Mechanisms for Semantic Alignment

Fig. 13 demonstrates the two masking mechanisms for semantic alignment.

⁷<https://huggingface.co/google-bert/bert-base-uncased>

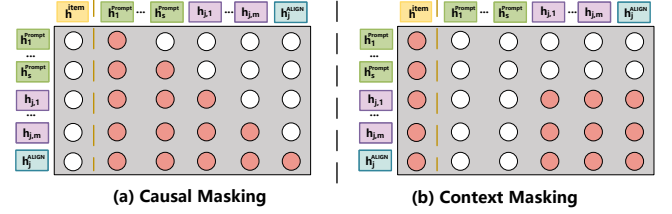


Figure 13: Two Masking Mechanisms for Semantic Alignment.

C Attention Calculation

For the k -th LLM layer, the hidden state h_i^k of the i -th token is computed using causal masking and context masking (hidden states of all tokens are denoted by H^k). These two masking mechanisms facilitate the computation of attention with hidden states of other tokens, resulting in two distinct outputs.

Initially, we derive query matrix Q^k , key matrix K^k , and value matrix V^k through linear transformations, formulated as follows:

$$Q^k = \text{Linear}_{Q^k}(H^k) = H^k W_{Q^k} + b_{Q^k}$$

$$K^k = \text{Linear}_{K^k}(H^k) = H^k W_{K^k} + b_{K^k}$$

$$V^k = \text{Linear}_{V^k}(H^k) = H^k W_{V^k} + b_{V^k}$$

where W and b are learnable weights.

Subsequently, the attention weights are computed using causal masking and context masking, and the outputs are:

$$\text{Linear}(H) = W_{\text{Linear}}H + B_{\text{Linear}}$$

$$\text{Self-Attention}(H^k, \text{MASK}) = \text{Linear}\left(\text{Softmax}\left(\frac{Q^k(K^k)^T}{\sqrt{d_{LLM}}} \odot \text{MASK}\right)V^k\right)$$

where d_{LLM} is the dimensionality of hidden states, \odot indicates element-wise product, and W and B are learnable weights. Note that, in Sec. 2.3.3, we use $\text{Self-Attention}(h, \text{MASK})$ for illustration where h is the hidden state of a token, but its definition is similar.

D Demonstration of Serial Adapter and Parallel Adapter

Fig. 14 visualizes the designs of serial adapter and parallel adapter.

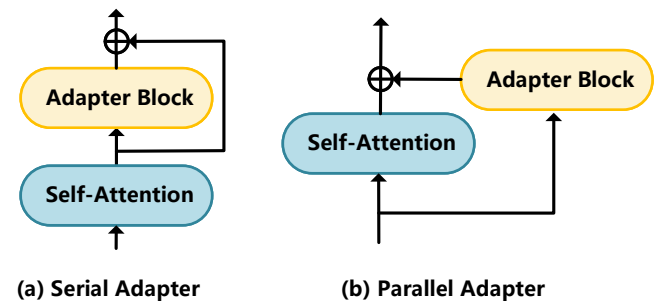


Figure 14: Two Masking Mechanisms for Semantic Alignment.

E Bayesian Optimization with Reparameterization

Alg. 1 illustrates how MixREC adopts Bayesian optimization with reparameterization to search for suitable architecture for DAMoE.

Algorithm 1 BO with Reparameterization

```

1: Input: objective  $f : \mathcal{Z} \rightarrow \mathbb{R}$ 
2: Initialize  $\mathcal{D}_0 \leftarrow \emptyset$ ,  $\mathbf{GP}_0 \leftarrow \mathbf{GP}(\mathbf{0}, k)$ 
3: for  $n = 1$  to  $N_{\text{iterations}}$  do
4:    $(\theta_n) \leftarrow \arg \max_{(\theta) \in \Theta} \mathbb{E}_{Z \sim p(Z|\theta)} [\alpha(Z)]$ 
5:   Sample  $\mathbf{z}_n \sim p(Z|\theta_n)$ 
6:   Evaluate  $f(\mathbf{z}_n)$ 
7:    $\mathcal{D}_n \leftarrow \mathcal{D}_{n-1} \cup \{(\mathbf{z}_n, f(\mathbf{z}_n))\}$ 
8:   Update posterior  $\mathbf{GP}_n$  given  $\mathcal{D}_n$ 
9: end for

```

- **RecFormer**¹⁰ [28] relies on an encoder-only architecture, learning user preferences and item features from natural language.
- **LLMRec**: It removes adapter blocks from $\text{MixREC}_{\text{base}}$ (Fig. 1) and freezes LLM during fine-tuning. It is optimized with \mathcal{L}_{seq} (Sec. 2.2.3).

F Hyper-Parameters for Different Datasets**Table 3: Hyper-Parameters for different datasets.**

Parameter	Arts	Scientific	Instruments	Pantry	Games
n_s			1		
n_{cl}			5		
Epochs			40		
Learning Rate			5e-5		
LR Scheduler			Cosine Scheduler		
Bottleneck Size			64		
Batch Size	5	6	7	8	8
$b\%$	0.04	0.2	0.1	0.2	0.06
λ_1	0.1	0.2	0.1	0.2	0.05
λ_2	1e-6	1e-3	1e-3	1e-6	1e-3
λ_3	0.001	0.1	0.05	0.1	0.01

We perform a grid search to find optimal hyper-parameters for MixREC on different datasets. We report them in Tab. 3.

G Baselines

We use the following baselines in our experiments:

(1) Traditional SRS:

- **GRU4Rec** [18] leverages gated recurrent units (GRU) to model user behavior sequences, effectively capturing historical interactions to construct comprehensive user profiles. Each user’s sequence is treated as a session.
- **SASRec** [25] employs a directional self-attention mechanism to process item embeddings sequentially, aggregating past user interactions to predict future interests.
- **BERT4Rec** [43] utilizes a bidirectional self-attention model with a cloze task to model user behavior sequences.
- **FDSA** [57] integrates two self-attention blocks that process both item-level and feature-level sequences, merging their outputs to enhance the accuracy of next-item predictions.

(2) LLM-based SRS:

- **P5**⁸ [10] is a unified framework that transforms all recommendation data into natural language sequences, facilitating personalized recommendations.
- **UniSRec**⁹ [19] embeds item text using a lightweight architecture based on parametric whitening and an MoE-enhanced adapter to learn universal item representations.

⁸<https://github.com/jeykigung/P5>

⁹<https://github.com/RUCAIBox/UniSRec>

¹⁰<https://github.com/JiachengLi1995/RecFormer>