

Seeing and Understanding: Bridging Vision with Chemical Knowledge Via ChemVLM

Junxian Li^{1,2*}, Di Zhang^{1,3*}, Xunzhi Wang^{1,4*}, Zeying Hao^{1,5}, Jingdi Lei^{1,6}, Qian Tan^{1,5}, Cai Zhou^{1,7}, Wei Liu^{1,2}, Weiyun Wang^{1,3}, Zhe Chen^{1,8}, Wenhai Wang^{1,9}, Wei Li¹, Shufei Zhang¹, Mao Su¹, Wanli Ouyang¹, Yuqiang Li^{1,✉}, Dongzhan Zhou^{1,✉}

¹Shanghai Artificial Intelligence Laboratory, ²Shanghai Jiaotong University, ³Fudan University,

⁴Nankai University, ⁵University of Science and Technology of China,

⁶Beijing Institute of Technology, ⁷Tsinghua University,

⁸Nanjing University, ⁹The Chinese University of Hong Kong

{lijunxian0531, captain.130}@sjtu.edu.cn, di.zhang@ustc.edu,

xunzhi@mail.nankai.edu.cn, haozeying@mail.ustc.edu.cn,

kyrie.jd.lei@gmail.com, zhouc20@mails.tsinghua.edu.cn,

{tanqian, liwei, zhangshufei, sumao, liyuqiang, zhoudongzhan}@pjlab.org.cn

Abstract

In this technical report, we propose ChemVLM, the first open-source multimodal large language model dedicated to the fields of chemistry, designed to address the incompatibility between chemical image understanding and text analysis. Built upon the VIT-MLP-LLM architecture, we leverage ChemLLM-20B as the foundational large model, endowing our model with robust capabilities in understanding and utilizing chemical text knowledge. Additionally, we employ InternVIT-6B as a powerful image encoder. We have curated high-quality data from the chemical domain, including molecules, reaction formulas, and chemistry examination data, and compiled these into a bilingual multimodal question-answering dataset. We test the performance of our model on multiple open-source benchmarks and three custom evaluation sets. Experimental results demonstrate that our model achieves excellent performance, securing state-of-the-art results in five out of six involved tasks. Our model can be found at <https://huggingface.co/AI4Chem/ChemVLM-26B>.

1 Introduction

Large Language Models (LLMs) have been widely adopted in various scientific domains due to their great potential to accelerate scientific understanding and discovery [1]. Despite their exciting possibilities to facilitate research, purely language-based models fall short in handling the prevalent multimodal data in chemistry, such as molecular structures, reaction mechanisms, and so on. The limitations impede their understanding of complex chemical phenomena, which can lead to inaccuracies or misinterpretations. On the other hand, chemists often spend considerable time manually redrawing chemical images using professional software (such as ChemDraw [2]) to convert them into machine-readable formats like SMILES [3] or IUPAC names [4]. Therefore, a model that can seamlessly interpret both visual and textual information in chemistry is desired.

Existing Multi-model Large Language Models (MLLMs), while powerful in handling multi-modal data, are not specifically tailored for the unique demands of the chemical domain. They lack the

*: Equal contribution. ✉: Corresponding author. This work was done during Junxian Li, Di Zhang and Xunzhi Wang’s internship at Shanghai Artificial Intelligence Laboratory.

specialized knowledge and contextual understanding necessary to process and interpret complex chemical data effectively. This gap necessitates the development of a dedicated model that can bridge the divide, providing chemists with a tool that combines the strengths of both text and visual information to enhance their research and analytical capabilities.

Although traditional Chemical Optical Character Recognition (OCR) models, especially transformer-based models like MolScribe [5] and Decimer [6], have achieved some success in converting chemical images into SMILES expressions [5, 7], these models primarily focus on modality conversion and do not address the challenges of comprehensive text-image reasoning. For complex chemical images, simple text conversion is often insufficient; advanced text-image reasoning capabilities are required.

To address this issue, we propose a novel model, **ChemVLM**, based on the ViT-MLP-LLM [8] architecture designed to achieve comprehensive reasoning over chemical images and text. This model leverages the strengths of Vision Transformers (ViT), Multi-Layer Perceptrons (MLP), and Large Language Models (LLM), employing a two-stage training approach to combine general visual perception with domain-specific chemical knowledge. In these parts, Vision Transformers (ViT) are adept at processing and embedding visual information due to their ability to capture spatial relationships and patterns in images through self-attention mechanisms [9]. LLMs, as the base model, store high amount of knowledge to deal with various tasks. MLPs enhance the model’s capability to facilitate better interaction between visual and textual modalities. Detailedly, our ChemVLM combines the strengths of ChemLLM-20B’s [1] chemical understanding and application capabilities with InternViT-6B’s powerful image embedding capabilities.

For efficient and effective evaluation, our research introduces three innovative datasets—ChemOCR, MMChemExam, and MMChemBench—created to evaluate the performance of models in the chemical domain. These datasets cover a wide range of data types from molecular images to multimodal chemical examinations, providing a comprehensive benchmark for assessing chemical domain visual-language models. ChemOCR provide bilingual questions for recognizing the SMILES format of the shown molecule images. MMChemExam is collected from chemistry part of chinese college entrance exam. This can provide a diversified evaluation of ability to answer chemistry exam questions. MMChemBench, built from ChemBench [1], is made for multi-modal questions for molecule and reaction information. We also involve famous open-source benchmarks [10, 11] with chemical exam questions to prove our model’s good performance.

In our experiments, the proposed model demonstrated significant improvements over baseline models and achieved state-of-the-art (SOTA) performance on several tasks, surpassing GPT-4 vision models [12, 13]. These results underscore the model’s substantial advantages in chemical image understanding and text-image reasoning.

Our key contributions are as follows:

1. **A Novel Model:** We propose ChemVLM, the first open-source MLLM for chemistry area. In detail, We present and implement a Vision Transformer-Multi-Layer Perceptron-Large Language Model (ViT-MLP-LLM) architecture specifically tailored for chemical domain visual-language processing.
2. **A Comprehensive Benchmark Suite:** We developed three new datasets (ChemOCR, MMChemExam, and MMChemBench) for evaluating chemical domain visual-language models.

We hope that multimodal language model for the chemical domain holds significant potential for applications in document intelligence, molecular design, and pharmaceutical research, offering enhanced capabilities for intelligent document parsing, molecular design support, and drug discovery [14, 15].

2 Related Works

Overview of Large Language Models and Multimodal Large Language Models. The self-attention mechanism [16] in Transformers significantly enhances the training speed of models and allows the integration of vast amounts of training data. This mechanism has been widely applied in the field of natural language processing, driving the rapid development of large language models (LLMs). OpenAI’s GPT-3 [17] demonstrated the versatility and flexibility of LLMs by completing various tasks through natural language interaction without the need for any parameter optimization

or model fine-tuning, requiring only a few examples for instruction. This breakthrough has made LLMs a hot research topic. Subsequent commercial LLMs, such as GPT-4 [18] and GPT-4o [13], have further fueled researchers’ enthusiasm for studying LLMs. Concurrently, open-source LLM models have continually evolved, closing the gap with their commercial counterparts. The most notable among these is the Llama 3 model [19], which offers performance comparable to GPT-4. Other open-source models, such as Qwen [20], InternLM [21], Gemma [22], Baichuan [23], and MOSS [24], have also shown excellent performance, further advancing the field of LLMs.

In addition to text, visual information also contains a wealth of data. Applying LLM models to the multimodal domain, where textual and visual information is integrated, has demonstrated superior comprehension, reasoning, and generation capabilities compared to traditional multimodal models, making multimodal large language models (MLLMs) a current research hotspot. Representative MLLMs include GPT-4V [12] and the Gemini [25, 26] series. GPT-4V extends GPT-4 by incorporating a visual module, achieving leading performance on both textual tasks and complex multimodal benchmarks. Gemini 1.5 can process audio, video, and text inputs, featuring breakthrough long-context understanding capabilities that significantly enhance the model’s reasoning and judgment abilities. Other proprietary MLLMs, such as QwenVL-Plus/Max [27], MM 1 [28], and the Claude-3V series [29], also demonstrate excellent performance in the multimodal domain. Open-source MLLM models have been continually evolving in recent times. Notable examples include the LLaVA series [8, 30], improved upon the Llama model, VisionLLM [31], CogVLM [32], LLaMA-Adapter V2 [33], and ShareGPT4V [34]. While these models have shown commendable performance, there remains a performance gap compared to their proprietary counterparts.

Overview of Chemical OCR and QA. Prior works tried a lot ways to extract information from the image or bitmap. Works on diagram parsing focused on the segmentation of molecular images [35, 36] and the recognition of their chemical structures [5, 37, 6]. Some researchers want to understand the relationships between the molecules, i.e., reaction schemes. Wilary and Cole proposed Reaction-DataExtractor [38] to extract reaction schemes from the diagrams. Qian et al. proposed a machine learning model for parsing reaction diagrams of varying styles. A method called Chemgrapher [39] suggests to deal with the problem in a modular fashion by using a segmentation algorithm to segment the images containing chemical graphs to detect atoms locations, bonds and charges. Schrödinger group presented an image-to-SMILES generation model [40]: a convolutional neural network encodes the input molecular image into a hidden representation, and a recurrent neural network decodes the SMILES string of the molecule. Only a few try to predict the properties of molecules. Chithrananda et al. make one of the first attempts to systematically evaluate transformers on molecular property prediction tasks [41]. We provide a MLLM method help to solve the problem of chemical OCR and can work as a chemical properties answer assistant.

3 ChemVLM Architecture

As shown in Figure 1, our ChemVLM follows a famous architecture from LLaVA [8, 30], called "VIT-MLP-LLM". In this architecture, we implement a pretrained InternVIT-6B [42] as image feature extractor, and a pretrained ChemLLM-20B [1] as the language model part. The projector is an MLP, whose weights are randomly initialized, for training a text-image modal alignment for our chemistry data. Detailed training method will be mentioned in the following sections. Our model support a 448×448 image with chemical information, and a specialization question in the field of chemistry as inputs. After model generating, answer for the question and a detailed analysis are provided for users.

4 Data Composition

This section details our comprehensive approach to enhancing our model’s recognition and understanding on images of molecules and reactions, and multimodal question-answering in chemistry. By leveraging diverse datasets and educational resources, we aim to improve the model’s capability in real-world multimodal scenarios. This part of work is supported by OpenDataLab [43].

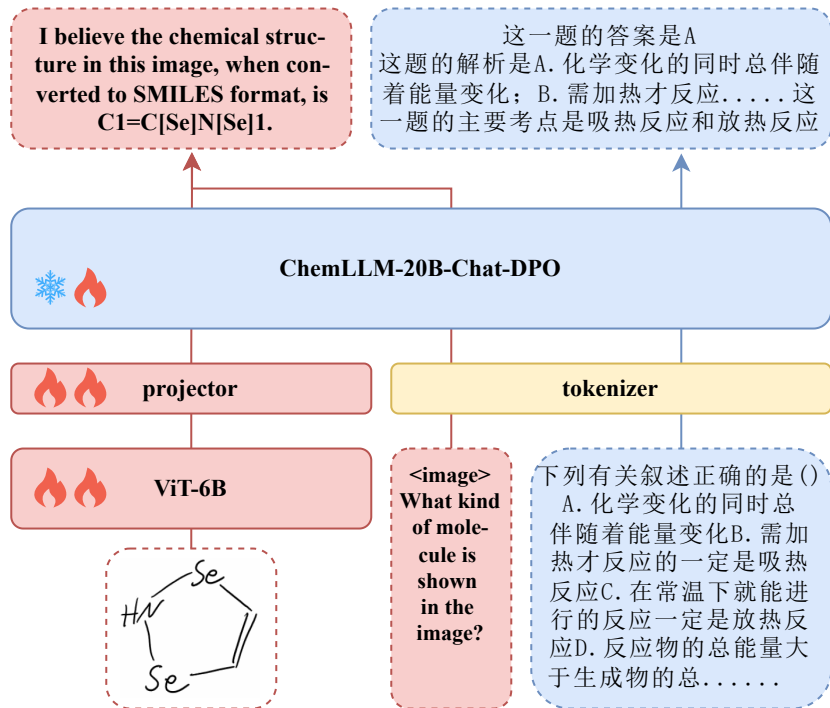


Figure 1: overall architecture of chemvllm

4.1 Molecules

To establish our model’s recognition of various styles of molecular structural images, we collected images from different sources to cover a broad range of styles. These sources include:

- **Hand-drawn style:** We utilized the DECIMER HDM [44] dataset, which contains over 7,000 hand-drawn molecular structure images. This dataset includes drawings made with different inks and pen types.
- **Scanned and photographed style:** This category encompasses images with potential artistic enhancements and photographic distortions. We used the dataset compiled by Molscribe Project [5] and others, which includes molecular images sourced from real published literature.
- **Electronic document style:** This style features images generated by chemical drawing tools, including ChemDraw [2], RDKit [45] and Indigo [46]. The dataset includes images with varying line styles and color presets.

These diverse sources allow our model to learn and recognize a wide range of molecular structural image styles.

4.2 Reactions

We have collected images ranging from simpler reaction images to more complex synthesis pathway diagrams to enhance our model’s ability to perceive chemical reaction schemes.

- **Simple chemical reaction images:** This category is divided into two types. The first type consists of inorganic chemical reaction equations, primarily sampled from the PEACE [47] dataset, which includes reaction equation image fragments identified and extracted from real chemical literatures. The second type focuses on organic chemical reactions, including molecular structure reaction images, mainly utilizing reaction scheme images collected from organic chemistry literature by Qian et.al[48]. Additionally, we synthesized a batch of reaction scheme images using RDKit [45], based on data from the USPTO-50K [49] dataset.

- **Synthesis pathway diagrams:** This category includes two types. The first datasets comprises simpler synthesis routes involving fewer than five steps, which [48] was gathered from real literature. The second type involves more complex total synthesis diagrams called Total synthesis. Total synthesis aims to artificially create complex large molecules, often natural products found in biological organisms, starting from commercially available small molecules. This data was collected from The Organic Chemistry Data [50] and SynArchive database [51].

These diverse datasets enable our model to recognize and understand a broad spectrum of chemical reaction schemes and synthesis processes.

4.3 Question & Answer

To date, many multimodal models [5, 37, 6, 48, 47] in the field of chemistry have focused on modality conversion tasks like OCR or molecule caption tasks which have achieved significant progress. However, as large language models are increasingly used as knowledge reasoning tools [52], the comprehensive understanding and application of multimodal knowledge are becoming increasingly important. Though some multimodal question-answering datasets [53, 54] have been involved in the field of chemistry. These efforts typically delve deeper than simple modality conversion tasks by examining the model’s ability to recognize and statistically analyze local structures or sub-patterns within non-textual modalities, i.e., identify specific functional groups within molecular structures.

Given the importance of the comprehensive application of chemical knowledge and the understanding of real-world multimodal data. Inspired by the CMH-CHEM [1] dataset, we utilize examination data within the chemistry discipline. We have curated a comprehensive dataset of 200,000 high-quality multimodal chemistry questions from the OpenDataLab platform [43], covering Chinese education from secondary school to graduate levels. This dataset, with 1,000 questions reserved for model evaluation and the remainder for training, spans a wide array of topics and fields in chemistry. It includes various question formats such as multiple choice, fill-in-the-blank, and short answer. The questions are designed to assess diverse skills, including error correction, knowledge-based Q&A, complex reasoning, and experimental design. This extensive and diverse dataset aims to significantly enhance the model’s understanding and application of chemistry knowledge in real-world multimodal scenarios.

5 Training

5.1 Training strategy

Following the training paradigm of InternVL [55], the overall training of ChemVLM is divided into two stages: the image-text modal alignment stage and the subsequent supervised fine-tuning stage. The two stages utilize extensive chemical multimodal datasets to enhance the model’s capabilities in the chemistry domain and pure text datasets to improve the model’s generalization abilities. During training, we use ChemLLM-20B to encode text and InternViT-6B to extract visual features. We segment images into 448×448 pixel tiles, with the tile count reaching up to 12, depending on the image’s aspect ratio and resolution. Additionally, a context length of 2048 is utilized, and the response formatting prompts are adopted, which are consistent with those of LLaVA 1.5. These stages are detailed in the following sections.

Image-Text Modal Alignment Training. In the first stage, a set of extensive multimodal dataset is utilized to enhance the alignment of visual and textual representations. Specifically, we freeze the weights of ChemLLM-20B and InternViT-6B, and only train the randomly initialized projector as well as the InternViT-6B with additional LoRA layers. This enhances the model’s capacity to comprehend and correlate images with their respective textual descriptions.

Supervised Fine-Tuning Training. In the second stage, we further fine-tune the model using a large chemical multimodal dataset and a pure text dataset to enhance its chemical capabilities. During this process, ChemLLM-20B and InternViT-6B are trained based on LoRA, and the projector is also trained. The parameters used in this stage are derived from those merged and processed in the first stage.

Table 1: Training settings of ChemVLM’s stage 1 and stage 2.

Settings	Stage 1	Stage 2
freeze llm	True	True
llm lora rank	16	0
freeze mlp	False	False
freeze vit	True	True
vit lora rank	32	32
learning rate	5e-5	5e-5
learning rate schedule	cosine decay	cosine decay
optimizer	AdamW [57]	AdamW [57]
optimizer hyper-parameters	$\beta_1, \beta_2 = 0.9, 0.999$	$\beta_1, \beta_2 = 0.9, 0.999$
weight decay	1e-5	0.00
input size	448 ²	448 ²
total batch size	16*4*4	16*4*4
drop rate [58]	0.0	0.0
numerical precision	DeepSpeed bf16 [59]	DeepSpeed bf16 [59]
GPUs for training	16×A100 (80G)	16×A100 (80G)

5.2 Training Details

Overall, a total of 16 NVIDIA A100×80G GPUs are utilized, with each training stage being equipped with all GPUS, an epoch is trained, the batch size is set to 4, and gradients are accumulated over 4 iterations. Moreover, we apply the chat template from InterLM2 as the dialogue schema for LLMs, and consistently employ the Deepspeed ZeRO-3 [56] training strategy for the execution of distributed training. For more detailed parameter information, please refer to the subsequent section and Table 1.

6 Evaluation

In this section, we conduct experiments on open-source benchmarks and our own test set to evaluate performance of ChemVLM. We adapt our ChemVLM-26B and a variety of comparison models in this part, to compare their support of chemical usage.

6.1 Evaluation Settings

A common approach to evaluating the capabilities of language models is to utilize publicly available test sets and benchmarks. In terms of evaluating the performance on Chemical Optical Character Recognition(Chemical OCR), Chemical QA for exams, multi-modal molecule caption and property prediction, we introduce three multimodal benchmarks, ChemBench [1], CMMU [11] and ScienceQA [10]. Notably, two main tasks highly related to image information: molecule to caption and molecule property prediction, are chosen by us and construct a **MMChemBench** based on them. Zero-shot Evaluation are made on these datasets.

Moreover, We build a tiny test set consists of 3000 items. It consists of 1000 chemical OCR questions collected from open-source web data(**ChemOCR**), 1000 multi-modal chemistry exam questions and 1000 text-only exam questions from Chinese college entrance examination(**MMChemExam**). The high-quality test sets, ChemOCR and MMChemExam, can demonstrate us reliable evaluation results.

6.2 Results for chemical OCR

In this task, the AI models are expected to answer a SMILES expression for each image with a molecule on it. Previous SOTA end-to-end models in this area, like Decimer [7], Molscribe [5] are used. These models can only return SMILES with no language capabilities. This comparison also includes multi-modal LLMs(MLLMs), Qwen-VL-Chat [60], LLaVA-v1.5-13B [8], InternVL-v1.5 [61], GLM-4v [62], Yi-VL-plus [63] and GPT-4v [64]. We employ 1000 chemical OCR questions in ChemOCR mentioned above to perform a comprehensive evaluation of the model’s overall chemical OCR capabilities. We adapt average tanimoto similarity from RDKit [45] and tanimoto hit 1.0 for evaluation. These measures molecule similarity between generated molecule and

ground truth, and the exact match rate. The evaluation results of these models can be found in Table 2. Notably, our model achieves a high mark on this task, outperforming all competing MLLM models. What’s more, we achieve an acceptable score against traditional transformer-based models, with a strong ability of human question answering on Chemical OCR.

Table 2: **Results on chemical ocr.** We compare our model’s performance with past SOTA models: Decimer, Molscribe, and MLLMs: Qwen-VL-Chat, Yi-VL-plus, Internvl-v1.5 and GPT-4v. Tanimoto similarity are written as Avg Sim., and tanimoto@1.0 written as tani@1.0.

Model&Method	Params	Avg Sim.	Tani@1.0(%)
Decimer	EfficientNet-B7(66M) + transformer	0.85	77.3
Molscribe	Swin-B(88M) + 6-layer transformer	0.92	89.1
Qwen-VL-Chat	9.6B	0.05	0.0
LLaVA-v1.5-13B	13B	0.01	0.0
InternVL-v1.5	26B	0.09	0.0
GLM-4v	13B	0.01	0.0
Yi-VL-Plus	34B	0.05	0.0
GPT-4v	—	0.15	2.1
ChemVLM (ours)	26B	0.71	42.9

6.3 Results for chemical QA for exams

In addition to OCR-related task, We test our model on question-answer tasks from real exams. The chemistry part of CMMU and ScienceQA, as mentioned, collected from different grades’ exams, are utilized. Additionally, 1000 multi-modal chemistry exam questions from our test set, MMChemExam, are used by us. We calculate the total score by the following rule.

An answer gets one point when it matches all the right choices a single or multiple-choice problem, else it does not get any point. For a fill-in-the-blanks problem, an answer should make all the blanks right, and then gets one point. A wrong blank means zero point. Total score is calculated by dividing the number of questions into points a model gets.

Here, we record both official evaluation results and our own results of other compared MLLMs when doing evaluation on benchmarks. For our own test set, we also choose MLLMs as Section 6.2 and test them on our own. Results can be found in Table 3 and Table 4. Our model achieves state-of-the-art(SOTA) in CMMU benchmark and perform very well in ScienceQA, very close to GPT-4v’s performance. Analyzing the questions in ScienceQA, questions of common sense occur very often, and that means easier for MLLMs to solve. When it comes to real exam questions, our model also shows a very promising performance, very comparable with GPT-4v.

Table 3: **Results on CMMU and ScienceQA.** We compare our model’s performance with several MLLMs(zero-shot) and report the total score.

Model&Method	Params	Score on ScienceQA(%)	Score on CMMU(%)
Qwen-VL-Chat	9.6B	65.3	22.1
LLaVA-v1.5-13B	13B	43.6	18.6
InternVL-v1.5	26B	74.0	26.9
GLM-4v	13B	93.4	19.4
Yi-VL-Plus	34B	68.1	29.1
GPT-4v	—	71.9	24.2
ChemVLM (ours)	26B	71.2	31.6

6.4 Results for multi-modal molecule caption and property prediction

We present MMChemBench, an extension of ChemBench, designed to evaluate our models’ performance in molecular captioning and property prediction. Leveraging ChemLLM as the base LLM, we also report the original performance of ChemLLM to assess any potential loss of chemical knowledge during the two-stage multimodal training process. The results, as detailed in Table 5, demonstrate

Table 4: **Results on our test set from Chinese college entrance exam(MMChemExam).** The same MLLMs are used as Table 3, and we also report the total score.

Model&Method	Params	Score on 1k exam questions(%)
Qwen-VL-Chat	9.6B	28.3
LLaVA-v1.5-13B	13B	23.1
InternVL-v1.5	26B	36.5
GLM-4v	13B	36.6
Yi-VL-Plus	34B	35.3
GPT-4v	—	40.1
ChemVLM (ours)	26B	41.7

that our model achieves state-of-the-art performance in both tasks. Furthermore, the findings indicate that incorporating visual information significantly enhances the LLM’s ability to comprehend domain-specific knowledge, such as molecular structures.

Table 5: **Results on MMChemBench.** The same MLLMs are used as Table 3, and we also report the total score using the method of calculating score for single choice problems. Notably, we report ChemLLM-20B’s and GPT-4’s original performance on MMChemBench’s data source: ChemBench, with no image information. ‘*’ means this is a text-only LLM.

Model&Method	Params	Score on molecule caption(%)	Score on property prediction(%)
ChemLLM*	20B	92.6	72.2
GPT-4*	—	96.3	68.4
Qwen-VL-Chat	9.6B	86.6	56.1
LLaVA-v1.5-13B	13B	75.9	19.6
InternVL-v1.5	26B	78.7	32.2
GLM-4v	13B	76.5	27.7
Yi-VL-Plus	34B	89.3	27.4
GPT-4v	—	95.2	38.6
ChemVLM (ours)	26B	98.2	80.9

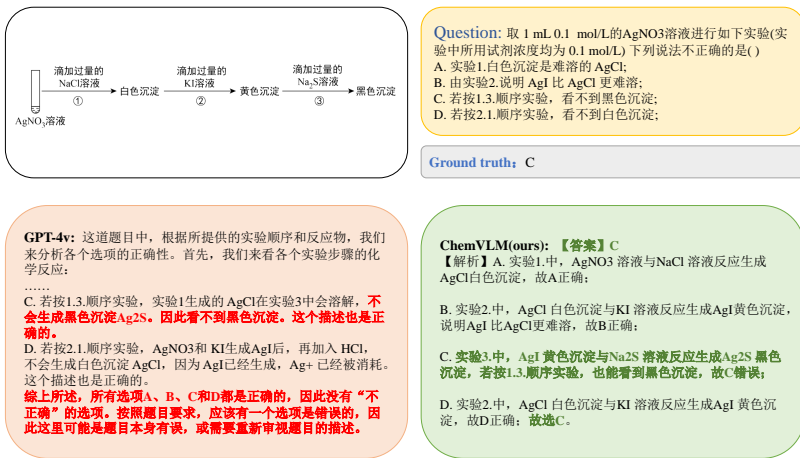


Figure 2: A qualitative comparison of answer on MMChemExam on GPT-4v and our ChemVLM. Mistakes within the answers are highlighted in red, whereas detailed and accurate parts are emphasized in green.

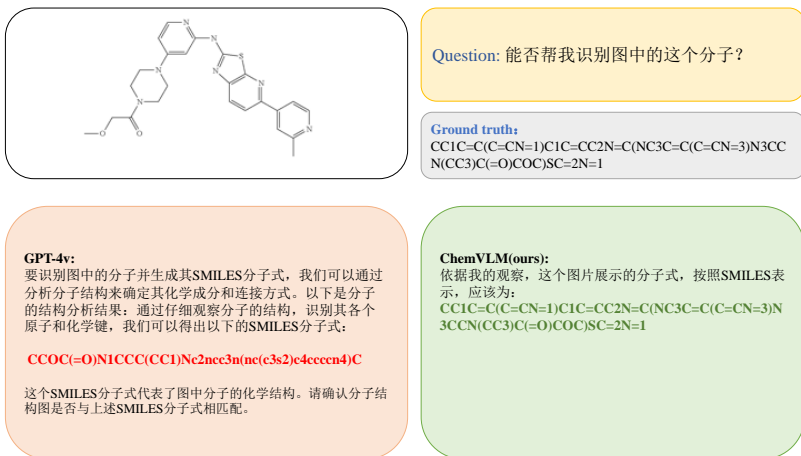


Figure 3: A qualitative comparison of answer on MMChemOCR on GPT-4v and our ChemVLM. Mistakes within the answers are highlighted in red, whereas detailed and accurate parts are emphasized in green.

6.5 Visualization of answers from different MLLMs and our ChemVLM

In the previous sections, we evaluated our model’s performance across various tasks, demonstrating its superior capabilities. Here, we present a visualization comparing some of our model’s answers with those from the strong MLLM, GPT-4v. Figures 2 and 3 illustrate these comparisons. The results indicate that our model exhibits a better understanding of the questions and provides more accurate answers for OCR and exam-related queries. This highlights ChemVLM’s proficiency in leveraging chemical knowledge to address complex problems.

7 Conclusion and future work

In this work, we introduce ChemVLM, a novel open-source model designed for multimodal information understanding in the chemistry domain. Our approach synergistically combines the strengths of ChemLLM-20B and InternVIT-6B through a two-stage training process. Evaluation results across several tasks demonstrate that ChemVLM achieves excellent performance, highlighting its potential to advance the AI+Chemistry community. Looking ahead, we plan to continuously enhance ChemVLM’s capabilities by incorporating more multimodal chemical tasks and developing a more compact multimodal large language model (MLLM) for chemistry. Our ultimate goal is to leverage AI tools to drive future advancements in chemistry research, making significant contributions to the field.

References

- [1] Di Zhang, Wei Liu, Qian Tan, Jingdan Chen, Hang Yan, Yuliang Yan, Jiatong Li, Weiran Huang, Xiangyu Yue, Dongzhan Zhou, et al. Chemllm: A chemical large language model. *arXiv preprint arXiv:2402.06852*, 2024.
- [2] Zhenjiang Li, Honggui Wan, Yuhu Shi, and Pingkai Ouyang. Personal experience with four kinds of chemical structure drawing software: Review on chemdraw, chemwindow, isis/draw, and chemsketch. *Journal of Chemical Information and Computer Sciences*, 44(5):1886–1890, August 2004.
- [3] David Weininger. Smiles, a chemical language and information system. 1. introduction to methodology and encoding rules. *Journal of chemical information and computer sciences*, 28(1):31–36, 1988.
- [4] Henri A Favre and Warren H Powell. *Nomenclature of Organic Chemistry*. The Royal Society of Chemistry, 12 2013.

- [5] Y Qian, J Guo, Z Tu, Z Li, Coley CW, and Barzilay R. Molscribe: Robust molecular structure recognition with image-to-graph generation. *Journal of chemical information and modeling*, 63:1925–1934, 2023.
- [6] C Steinbeck K Rajan, A Zielesny. Decimer: towards deep learning for chemical image recognition. *Journal of Cheminformatics*, 2020.
- [7] Kohulan Rajan, Achim Zielesny, and Christoph Steinbeck. Decimer 1.0: deep learning for chemical image recognition using transformers. *Journal of Cheminformatics*, 13:1–16, 2021.
- [8] Haotian Liu, Chunyuan Li, Qingyang Wu, and Yong Jae Lee. Visual instruction tuning. In *Thirty-seventh Conference on Neural Information Processing Systems*, 2023.
- [9] Alexey Dosovitskiy, Lucas Beyer, Alexander Kolesnikov, Dirk Weissenborn, Xiaohua Zhai, Thomas Unterthiner, Mostafa Dehghani, Matthias Minderer, Georg Heigold, Sylvain Gelly, et al. An image is worth 16x16 words: Transformers for image recognition at scale. *arXiv preprint arXiv:2010.11929*, 2020.
- [10] Pan Lu, Swaroop Mishra, Tanglin Xia, Liang Qiu, Kai-Wei Chang, Song-Chun Zhu, Oyvind Tafjord, Peter Clark, and Ashwin Kalyan. Learn to explain: Multimodal reasoning via thought chains for science question answering. *Advances in Neural Information Processing Systems*, 35:2507–2521, 2022.
- [11] Zheqi He, Xinya Wu, Pengfei Zhou, Richeng Xuan, Guang Liu, Xi Yang, Qiannan Zhu, and Hua Huang. Cmmu: A benchmark for chinese multi-modal multi-type question understanding and reasoning. *arXiv preprint arXiv:2401.14011*, 2024.
- [12] OpenAI. Gpt-4v(ision) system card, 2023.
- [13] OpenAI. Hello gpt-4o, 2024.
- [14] Gerhard Hessler and Karl-Heinz Baringhaus. Artificial intelligence in drug design. *Molecules*, 23(10):2520, 2018.
- [15] Alexandre Blanco-Gonzalez, Alfonso Cabezon, Alejandro Seco-Gonzalez, Daniel Conde-Torres, Paula Antelo-Riveiro, Angel Pineiro, and Rebeca Garcia-Fandino. The role of ai in drug discovery: challenges, opportunities, and strategies. *Pharmaceuticals*, 16(6):891, 2023.
- [16] Ashish Vaswani, Noam Shazeer, Niki Parmar, Jakob Uszkoreit, Llion Jones, Aidan N Gomez, Łukasz Kaiser, and Illia Polosukhin. Attention is all you need. *Advances in neural information processing systems*, 30, 2017.
- [17] Jason Wei, Xuezhi Wang, Dale Schuurmans, Maarten Bosma, Brian Ichter, Fei Xia, Ed H. Chi, Quoc V. Le, and Denny Zhou. Chain-of-thought prompting elicits reasoning in large language models. In *Proceedings of the 36th International Conference on Neural Information Processing Systems*, NIPS ’22, Red Hook, NY, USA, 2024. Curran Associates Inc.
- [18] OpenAI. Gpt-4 technical report, 2024.
- [19] Meta. Llama 3 model card, 2024.
- [20] Jinze Bai, Shuai Bai, Yunfei Chu, Zeyu Cui, Kai Dang, Xiaodong Deng, Yang Fan, Wenbin Ge, Yu Han, Fei Huang, et al. Qwen technical report. *arXiv preprint arXiv:2309.16609*, 2023.
- [21] Zheng Cai, Maosong Cao, Haojiong Chen, Kai Chen, Keyu Chen, Xin Chen, Xun Chen, Zehui Chen, Zhi Chen, Pei Chu, et al. Internlm2 technical report. *arXiv preprint arXiv:2403.17297*, 2024.
- [22] Gemma Team, Thomas Mesnard, Cassidy Hardin, Robert Dadashi, Surya Bhupatiraju, Shreya Pathak, Laurent Sifre, Morgane Rivière, Mihir Sanjay Kale, Juliette Love, et al. Gemma: Open models based on gemini research and technology. *arXiv preprint arXiv:2403.08295*, 2024.
- [23] Aiyuan Yang, Bin Xiao, Bingning Wang, Borong Zhang, Ce Bian, Chao Yin, Chenxu Lv, Da Pan, Dian Wang, Dong Yan, et al. Baichuan 2: Open large-scale language models. *arXiv preprint arXiv:2309.10305*, 2023.
- [24] Tianxiang Sun, Xiaotian Zhang, Zhengfu He, Peng Li, Qinyuan Cheng, Xiangyang Liu, Hang Yan, Yunfan Shao, Qiong Tang, Shiduo Zhang, et al. Moss: An open conversational large language model. *Machine Intelligence Research*, pages 1–18, 2024.
- [25] Gemini Team, Rohan Anil, Sebastian Borgeaud, Yonghui Wu, Jean-Baptiste Alayrac, Jiahui Yu, Radu Soricut, Johan Schalkwyk, Andrew M Dai, Anja Hauth, et al. Gemini: a family of highly capable multimodal models. *arXiv preprint arXiv:2312.11805*, 2023.

- [26] Machel Reid, Nikolay Savinov, Denis Teplyashin, Dmitry Lepikhin, Timothy Lillicrap, Jean-baptiste Alayrac, Radu Soricut, Angeliki Lazaridou, Orhan Firat, Julian Schrittwieser, et al. Gemini 1.5: Unlocking multimodal understanding across millions of tokens of context. *arXiv preprint arXiv:2403.05530*, 2024.
- [27] Jinze Bai, Shuai Bai, Shusheng Yang, Shijie Wang, Sinan Tan, Peng Wang, Junyang Lin, Chang Zhou, and Jingren Zhou. Qwen-vl: A frontier large vision-language model with versatile abilities. *arXiv preprint arXiv:2308.12966*, 2023.
- [28] Brandon McKinzie, Zhe Gan, Jean-Philippe Fauconnier, Sam Dodge, Bowen Zhang, Philipp Dufter, Dhruvi Shah, Xianzhi Du, Futang Peng, Floris Weers, et al. Mm1: Methods, analysis & insights from multimodal llm pre-training. *arXiv preprint arXiv:2403.09611*, 2024.
- [29] Anthropic. The claude 3 model family: Opus, sonnet, haiku., 2024.
- [30] Haotian Liu, Chunyuan Li, Yuheng Li, Bo Li, Yuanhan Zhang, Sheng Shen, and Yong Jae Lee. Llava-next: Improved reasoning, ocr, and world knowledge, 2024.
- [31] Wenhai Wang, Zhe Chen, Xiaokang Chen, Jiannan Wu, Xizhou Zhu, Gang Zeng, Ping Luo, Tong Lu, Jie Zhou, Yu Qiao, et al. Visionllm: Large language model is also an open-ended decoder for vision-centric tasks. *Advances in Neural Information Processing Systems*, 36, 2024.
- [32] Weihan Wang, Qingsong Lv, Wenmeng Yu, Wenyi Hong, Ji Qi, Yan Wang, Junhui Ji, Zhuoyi Yang, Lei Zhao, Xixuan Song, et al. Cogvlm: Visual expert for pretrained language models. *arXiv preprint arXiv:2311.03079*, 2023.
- [33] Peng Gao, Jiaming Han, Renrui Zhang, Ziyi Lin, Shijie Geng, Aojun Zhou, Wei Zhang, Pan Lu, Conghui He, Xiangyu Yue, et al. Llama-adapter v2: Parameter-efficient visual instruction model. *arXiv preprint arXiv:2304.15010*, 2023.
- [34] Lin Chen, Jisong Li, Xiaoyi Dong, Pan Zhang, Conghui He, Jiaqi Wang, Feng Zhao, and Dahua Lin. Sharegpt4v: Improving large multi-modal models with better captions. *arXiv preprint arXiv:2311.12793*, 2023.
- [35] Staker Joshua, Marshall Kyle, Abel Robert, and McQuaw Carolyn. Molecular structure extraction from documents using deep learning. *Journal of chemical information and modeling*, 59:1017–1029, 2019.
- [36] JM Cole EJ Beard. Chemschematicresolver: A toolkit to decode 2d chemical diagrams with labels and r-groups into annotated chemical named entities. *Journal of chemical information and modeling*, 60:2059–2072, 2020.
- [37] MC Nicklaus IV Filippov. Optical structure recognition software to recover chemical information: Osra, an open source solution. 2009.
- [38] JM Cole DM Wilary. A tool for automated extraction of information from chemical reaction schemes. *Journal of chemical information and modeling*, 61:4962–4974, 2021.
- [39] Oldenhof M, Arany A, Moreau Y, and Simm J. Chemgrapher: optical graph recognition of chemical compounds by deep learning. *Journal of chemical information and modeling*, 60(10):4506–4517, 2020.
- [40] Staker J, Marshall K, Abel R, and McQuaw CM. Molecular structure extraction from documents using deep learning. *Journal of chemical information and modeling*, 59(3):1017–1029, 2019.
- [41] Bharath Ramsundar Seyone Chithrananda, Gabriel Grand. Chemberta: Large-scale self-supervised pretraining for molecular property prediction. *arXiv preprint arXiv:2010.09885*, 2020.
- [42] Zhe Chen, Jiannan Wu, Wenhai Wang, Weijie Su, Guo Chen, Sen Xing, Muyan Zhong, Qinglong Zhang, Xizhou Zhu, Lewei Lu, et al. Internvl: Scaling up vision foundation models and aligning for generic visual-linguistic tasks. In *Proceedings of the IEEE/CVF Conference on Computer Vision and Pattern Recognition*, pages 24185–24198, 2024.
- [43] Conghui He, Wei Li, Zhenjiang Jin, Chao Xu, Bin Wang, and Dahua Lin. Opendatalab: Empowering general artificial intelligence with open datasets, 2024.
- [44] Henning Otto Brinkhaus, Achim Zielesny, Christoph Steinbeck, and Kohulan Rajan. Decimer - hand-drawn molecule images dataset, February 2023.
- [45] Gregory A. Landrum. Rdkit: Open-source cheminformatics. release 2014.03.1. 2014.

- [46] epam/indigo:universal cheminformatics toolkit, utilities and database search tools.
- [47] Nan Zhang, Connor Heaton, Sean Timothy Okonsky, Prasenjit Mitra, and Hilal Ezgi Toraman. PEaCE: A chemistry-oriented dataset for optical character recognition on scientific documents. In Nicoletta Calzolari, Min-Yen Kan, Veronique Hoste, Alessandro Lenci, Sakriani Sakti, and Nianwen Xue, editors, *Proceedings of the 2024 Joint International Conference on Computational Linguistics, Language Resources and Evaluation (LREC-COLING 2024)*, pages 12679–12689, Torino, Italia, May 2024. ELRA and ICCL.
- [48] Yujie Qian, Jiang Guo, Zhengkai Tu, Connor W. Coley, and Regina Barzilay. Rxnscribe: A sequence generation model for reaction diagram parsing. *Journal of chemical information and modeling*, 2023.
- [49] Krzysztof Maziarz. USPTO-50K (raw). 3 2024.
- [50] Brian Myers. The organic division launches a new organic chemistry data website, June 2024.
- [51] Synarchive - the organic synthesis database.
- [52] Adrian Mirza, Nawaf Alampara, Sreekanth Kunchapu, Benedict Emoekabu, Aswanth Krishnan, Mara Wilhelmi, Macjonathan Okereke, Juliane Eberhardt, Amir Mohammad Elahi, Maximilian Greiner, et al. Are large language models superhuman chemists? *arXiv preprint arXiv:2404.01475*, 2024.
- [53] Tanik Saikh, Tirthankar Ghosal, Amish Mittal, Asif Ekbal, and Pushpak Bhattacharyya. Scienceqa: A novel resource for question answering on scholarly articles. *International Journal on Digital Libraries*, 23(3):289–301, 2022.
- [54] Zekun Li, Xianjun Yang, Kyuri Choi, Wanrong Zhu, Ryan Hsieh, HyeonJung Kim, Jin Hyuk Lim, Sungyoung Ji, Byungju Lee, Xifeng Yan, et al. Mmsci: A multimodal multi-discipline dataset for phd-level scientific comprehension. *arXiv preprint arXiv:2407.04903*, 2024.
- [55] Zhe Chen, Weiyun Wang, Hao Tian, Shenglong Ye, Zhangwei Gao, Erfei Cui, Wenwen Tong, Kongzhi Hu, Jiapeng Luo, Zheng Ma, Ji Ma, Jiaqi Wang, Xiaoyi Dong, Hang Yan, Hewei Guo, Conghui He, Botian Shi, Zhenjiang Jin, Chao Xu, Bin Wang, Xingjian Wei, Wei Li, Wenjian Zhang, Bo Zhang, Pinlong Cai, Licheng Wen, Xiangchao Yan, Min Dou, Lewei Lu, Xizhou Zhu, Tong Lu, Dahua Lin, Yu Qiao, Jifeng Dai, and Wenhai Wang. How far are we to gpt-4v? closing the gap to commercial multimodal models with open-source suites, 2024.
- [56] Samyam Rajbhandari, Jeff Rasley, Olatunji Ruwase, and Yuxiong He. Zero: Memory optimizations toward training trillion parameter models, 2020.
- [57] Ilya Loshchilov and Frank Hutter. Decoupled weight decay regularization. *arXiv preprint arXiv:1711.05101*, 2017.
- [58] Gao Huang, Yu Sun, Zhuang Liu, Daniel Sedra, and Kilian Q Weinberger. Deep networks with stochastic depth. In *ECCV*, pages 646–661, 2016.
- [59] Jeff Rasley, Samyam Rajbhandari, Olatunji Ruwase, and Yuxiong He. Deepspeed: System optimizations enable training deep learning models with over 100 billion parameters. In *SIGKDD*, pages 3505–3506, 2020.
- [60] Jinze Bai, Shuai Bai, Shusheng Yang, Shijie Wang, Sinan Tan, Peng Wang, Junyang Lin, Chang Zhou, and Jingren Zhou. Qwen-vl: A frontier large vision-language model with versatile abilities. *arXiv preprint arXiv:2308.12966*, 2023.
- [61] Zhe Chen, Weiyun Wang, Hao Tian, Shenglong Ye, Zhangwei Gao, Erfei Cui, Wenwen Tong, Kongzhi Hu, Jiapeng Luo, Zheng Ma, et al. How far are we to gpt-4v? closing the gap to commercial multimodal models with open-source suites. *arXiv preprint arXiv:2404.16821*, 2024.
- [62] Wei Han Wang, Qingsong Lv, Wenmeng Yu, Wenyi Hong, Ji Qi, Yan Wang, Junhui Ji, Zhuoyi Yang, Lei Zhao, Xixuan Song, et al. Cogvlm: Visual expert for pretrained language models. *arXiv preprint arXiv:2311.03079*, 2023.
- [63] Alex Young, Bei Chen, Chao Li, Chengen Huang, Ge Zhang, Guanwei Zhang, Heng Li, Jiangcheng Zhu, Jianqun Chen, Jing Chang, et al. Yi: Open foundation models by 01. ai. *arXiv preprint arXiv:2403.04652*, 2024.
- [64] OpenAI. Gpt-4o, 2024.