

# Introducing the NewsPaLM MBR and QE Dataset: LLM-Generated High-Quality Parallel Data Outperforms Traditional Web-Crawled Data

Mara Finkelstein David Vilar Markus Freitag

Google

{marafin,vilar,freitag}@google.com

## Abstract

Recent research in neural machine translation (NMT) has shown that training on high-quality machine-generated data can outperform training on human-generated data. This work accompanies the first-ever release of a LLM-generated, MBR-decoded and QE-reranked dataset with both sentence-level and multi-sentence examples.<sup>1</sup> We perform extensive experiments to demonstrate the quality of our dataset in terms of its downstream impact on NMT model performance. We find that training from scratch on our (machine-generated) dataset outperforms training on the (web-crawled) WMT'23 training dataset (which is 300 times larger), and also outperforms training on the top-quality subset of the WMT'23 training dataset. We also find that performing self-distillation by finetuning the LLM which generated this dataset outperforms the LLM's strong few-shot baseline. These findings corroborate the quality of our dataset, and demonstrate the value of high-quality machine-generated data in improving performance of NMT models.

## 1 Introduction

With the advent of large language models (LLMs), machine translation (MT) quality has improved dramatically (Kocmi et al., 2023a, 2024a), and performance tends to scale with model size (Gemini Team, 2024). While LLMs are now state-of-the-art translators, they are often impractical to use or serve, especially in high-traffic and/or resource-constrained settings. Thus, development of smaller, but still highly performant, MT models remains an active area of research. Recent work has shown that distillation of LLM translation quality, while requiring an expensive data generation process, is an effective approach (Li et al., 2024). In this work,

we introduce a new LLM-generated dataset called NewsPaLM, which we make freely available.

In addition to the size of the teacher model, another key determinant of the quality of machine-generated translation data is the decoding method used. While beam search and greedy decoding are the most common decoding methods used for NMT, Eikema and Aziz (2020a) showed that maximum *a posteriori* (MAP) decoding methods are suboptimal, and instead proposed Minimum Bayes Risk (MBR) decoding. Unlike MAP decoding, MBR decoding does not aim to produce the translation with the highest estimated model probability. Instead, it chooses the translation that is estimated to have the highest quality with respect to a utility metric. A follow-up study by Freitag et al. (2022) showed that MBR decoding with neural utility metrics significantly outperforms beam search decoding, according to expert-based human evaluation.

The main drawback of MBR decoding is its high computational cost. In particular, the algorithm requires that, for every input query, a large number  $n$  of candidates be generated from the model, and then an (expensive) scoring function be computed on every pair of distinct candidates  $(n_i, n_j)$ , for a total of  $O(n^2)$  computations. QE reranking (Fernandes et al., 2022) is a more efficient alternative to MBR decoding. This decoding method instead reranks the candidate model predictions using a neural quality estimation (QE) metric, and requires only  $O(n)$  computations.

Finkelstein and Freitag (2023) showed that finetuning NMT models on MBR-decoded and QE-reranked datasets is an effective technique for distillation (while finetuning on beam search-decoded datasets is not) and that, given a LLM teacher, MBR and QE distillation can outperform finetuning on human-generated references.

In this work, we generate sentence-level parallel data using MBR decoding and multi-sentence parallel data using QE reranking. In addition to detailing

<sup>1</sup>The dataset can be found at [https://github.com/google-research/google-research/tree/master/newspalm\\_mbr\\_qe](https://github.com/google-research/google-research/tree/master/newspalm_mbr_qe).

our dataset creation method, we also perform extensive experiments to demonstrate the quality of our dataset in terms of its downstream impact on NMT model performance.

Our contributions can be summarized as follows:

- We release our LLM-generated, sentence-level and multi-sentence, MBR and QE translation dataset.
- We demonstrate that our dataset is high-quality, by using it to train NMT models from scratch and comparing performance against baselines using human-generated parallel data. This is the first work to pretrain NMT models on MBR and QE data.
- We show that training on our dataset outperforms training on the web-crawled WMT’23 training dataset (which is 300 times larger than ours). Moreover, our dataset also outperforms (by an even larger margin) when compared against quality-based filtering of the WMT’23 dataset to match the size of our dataset.
- We also demonstrate our dataset’s quality by performing self-distillation (using the PaLM-2 LLM from which this data was generated), and show that this outperforms the LLM’s strong few-shot baseline. To our knowledge, this is the first work to investigate MBR fine-tuning a LLM.
- We investigate the effect of sentence-level versus multi-sentence MBR and QE training data on NMT model performance as a function of sequence length, and investigate the tradeoff between dataset size and model quality, during both pretraining and finetuning.

## 2 NewsPaLM Dataset

This paper accompanies a dataset release of sentence-level and multi-sentence English-German and German-English parallel data, generated from the (monolingual) NewsCrawl corpus as made available for the WMT evaluation campaigns<sup>2</sup> using the *PaLM-2 Bison* LLM (Anil et al., 2023). We detail below the steps to create this dataset, which we call NewsPaLM.

The dataset construction process consisted of four steps, as described in the following sections.

---

<sup>2</sup>The NewsCrawl data was downloaded from <https://data.statmt.org/news-crawl/>.

### 2.1 Source-side Data Collection: NewsCrawl

To construct the English and German source-side datasets, we first collected all NewsCrawl data from 2007 to 2022, released as part of the WMT’23 Machine Translation Shared Task (Kocmi et al., 2023a). This is a large corpus of crawled news, with about 398 million and 507 million lines for English and German, respectively. For both of these languages, document-split versions of the dataset (with boundaries intact) are available.

We collected both the sentence-level and document-level versions of the datasets. Basic preprocessing had already been applied to the sentence-level version, including removing lines with no ASCII letters and deduplication. This preprocessing was not applied to the document-level version. We performed minimal additional cleaning to fix incorrectly encoded characters.

### 2.2 Construction of “Blobs”

We used the document-split versions of the datasets to construct multi-sentence (i.e. “blob-level”) examples. We refer to these examples as blobs, rather than paragraphs, since they do not respect paragraph boundaries but, rather, simply represent the concatenation of contiguous sentences up to a maximum length. In particular, we joined headlines using the separator “\n\n”, and otherwise joined sentences with spaces, up to a maximum length of 512 tokens (using the PaLM-2 tokenizer; Anil et al. (2023)). Each blob contains only complete sentences (no sentence fragments), and may or may not contain a headline (depending on where in the document the blob comes from).

### 2.3 Cluster-Based Text Selection

The size of the NewsCrawl full dataset and the high computational cost of the decoding techniques (§2.4) makes it impractical to process all the available data. In order to reduce the size of the data, while at the same time ensuring diversity in the samples, we follow a clustering-based sample selection approach. As a first step, we embed the source side of the data using XLM-RoBERTa (Conneau et al., 2020). We then apply Recursive Agglomerative Clustering (RAC) (Sumengen et al., 2021), an unsupervised clustering algorithm which is an efficient extension of Hierarchical Agglomerative Clustering. These algorithms are initialized by defining a set of clusters, each containing a single point from the original data points. The guiding principle is to

	EN → DE	DE → EN
Sentence-level	3,287	3,264
Blob-level	3,826	4,017

Table 1: Number of defined clusters per dataset.

iteratively merge the two clusters which are closest to each other, until some stopping criterion is met, e.g. a maximum distance between the clusters to be merged. Note that this algorithm requires the number of clusters to be chosen as a hyperparameter, unlike other clustering algorithms like  $k$ -means which have the advantage that the number of clusters is defined by the algorithm itself. We selected the number of clusters shown in Table 1 for each of the data sets.

Once the clusters have been defined, we sample uniformly from them. In this way, we ensure that the diversity of the original dataset is maintained in the reduced sample.

## 2.4 MBR Decoding and QE Reranking

The preceding steps handle preparation of source-side data. To generate the target-side data from these sources, we used the *PaLM-2 Bison* LLM (Anil et al., 2023), 5-shot prompted with ICL examples from the newstest2021 test set (Akhbardeh et al., 2021). Note that unlike previous work which also used PaLM-2 to generate translation data for distillation (Finkelstein and Freitag, 2023), here we do not finetune on the translation task prior to data generation.

A key component of our data generation process is the decoding method. We generated the sentence-level data using MBR decoding and the blob-level data using QE reranking. Both MBR decoding and QE reranking can be decomposed into two steps: candidate list generation (Section § 2.4.1) and scoring (Section § 2.4.2).

### 2.4.1 Candidate List Generation

The first step in the decoding process is to generate a list of candidate model outputs, given a source segment. In this work, we used a candidate size of 512 and generated candidate translations using epsilon sampling (Hewitt et al., 2022) with  $\varepsilon = 0.02$ , which was shown to be the best sampling method for MBR decoding in Freitag et al. (2023).

### 2.4.2 MBR and QE scoring

Next, the best output is chosen based on a utility function. This step is where MBR decoding and QE reranking diverge. For MBR decoding, we use a reference-based utility metric  $u_{mbr}(h, r)$ , which estimates the quality of a candidate translation  $h$  conditioned on a reference translation  $r$ . Formally, given a set of hypotheses  $\mathcal{H}$ , the Minimum Bayes Risk (MBR) translation  $h^{mbr}$  is selected from the candidates in  $\mathcal{H}$  according to

$$h^{mbr} = \arg \max_{h \in \mathcal{H}} \frac{1}{|\mathcal{H}|} \sum_{y \in \mathcal{H}} u_{mbr}(h, y).$$

For QE reranking, on the other hand, we use a reference-free (QE) utility metric  $u_{qe}(h, s)$ , which estimates the quality of a candidate translation  $h$  conditioned on the source  $s$ , rather than on the reference. We select the best QE translation  $h^{qe}$  of the source  $s$  from the candidates in  $\mathcal{H}$  as

$$h^{qe} = \arg \max_{h \in \mathcal{H}} u_{qe}(h, s)$$

In this work, we used the *BLEURT* (Sellam et al., 2020) utility metric for MBR decoding and the *MetricX-QE* (Juraska et al., 2023) utility metric for QE reranking. Note that the maximum context length for *BLEURT* (candidate and reference combined) is 512, while for *MetricX-QE* (candidate and source combined), it is 1024. Given that the blob-level source-side data alone can contain up to 512 tokens, we could not use *BLEURT* as the utility function for this data. MBR decoding with *MetricX* is prohibitively expensive, hence our decision to perform QE reranking instead.

As a baseline against which to compare data generated using these state-of-the-art decoding methods, we also created accompanying sentence-level and blob-level datasets from the same source-side data using greedy decoding.

## 2.5 Dataset Statistics

Here we briefly present basic statistics about the four datasets we created (sentence-level and blob-level versions, across the en→de and de→en language pairs). See Appendix A for additional dataset statistics.

Table 2 shows the size (in number of examples) of each dataset. Note that each dataset has about 800 thousand to one million examples.

Table 3 shows the average length of source and target examples (in number of tokens, as defined by the Moses tokenizer) per dataset. For

	EN → DE	DE → EN
MBR SENT-LEVEL	998,435	1,022,344
QE BLOB-LEVEL	925,829	769,028

Table 2: Number of examples per dataset.

		Source	Target
EN → DE	SENTENCES	37.5	39.8
	BLOBS	364.5	339.8
DE → EN	SENTENCES	77.3	88.3
	BLOBS	288.4	323.4

Table 3: Average source and target lengths per dataset, computed using the Moses tokenizer.

English-German, the blob-level examples are about ten times longer than the sentence-level examples, while for German-English, they are about four times longer. Figure 1 shows the distribution of target example lengths for English-German. Note that the blob-level data distribution is shifted to the right of the sentence-level data distribution, as expected.

### 3 Experimental Setup

We perform a series of pretraining and finetuning experiments to validate the quality of our NewsPaLM dataset, and to contextualize its performance with respect to a much larger dataset of human-generated data. All of our experiments are performed on both English-German (en→de) and German-English (de→en).

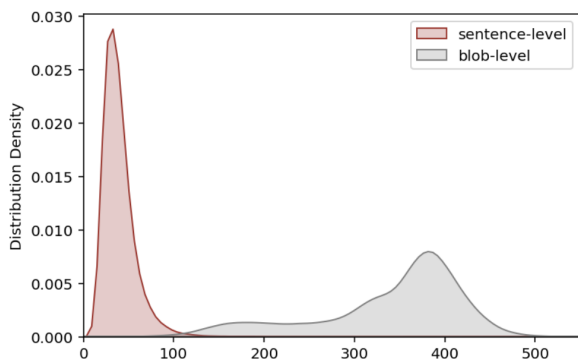


Figure 1: Distribution of English-German MBR sentence-level versus QE blob-level target lengths (computed using the Moses tokenizer).

## 3.1 Datasets

### 3.1.1 Training Data

As a baseline against which to compare our NewsPaLM dataset, we use the parallel WMT’23 training data (Kocmi et al., 2023b), which consists of 296 million sentence-level examples. A subset of this data (consisting of about 3 million sentences, from Europarl, News Commentary, and Rapid documents) contains document boundaries, which we use to construct blob-level examples using a procedure similar to the blob-level dataset creation process described in Section §2.2. That is, we partition the sentences into contiguous blocks, each of which has a total number of tokens up to a token limit of 512 (for each of source and target). In our experiments, this WMT’23 data is only used for pretraining.

The remainder of our pretraining and finetuning data comes from our (machine-generated) NewsPaLM dataset, described in Section §2. As an additional baseline, we compare the MBR-decoded and QE-reranked versions of this dataset against the greedy-decoded version. Note that for both language pairs (en→de and de→en), the sentence-level and blob-level NewsPaLM data combined contains less than 2 million examples (Table 2).

### 3.1.2 Development and Test Sets

For both language pairs, we use the sentence-level and paragraph-level versions of the newstest2021 test set (Farhad et al., 2021), as well as the (sentence-level) generalMT2022 test set (Kocmi et al., 2022), as our development sets for checkpoint picking. We report all results on the WMT’23 (Kocmi et al., 2023b) and WMT’24 (Kocmi et al., 2024b) test sets. Note that the WMT’23 and WMT’24 en→de test sets are paragraph-level.

## 3.2 Models

For both language pairs (en→de and de→en), we use a 602 million parameter Transformer encoder-decoder architecture, implemented in Pax<sup>3</sup>. The model has 8 encoder and 8 decoder layers (rather than 6), but otherwise is similar to the *transformer-big* setting in Vaswani et al. (2017), with model dimension of 1024, hidden dimension of 8192, and 16 multi-attention heads. We train without label smoothing. For each language pair, we use a bilingual vocabulary of 32k subword units trained on the WMT’23 training dataset (Kocmi et al., 2023b).

<sup>3</sup><https://github.com/google/paxml>

The best (base and incremental) checkpoints were chosen to maximize *BLEURT* (Sellam et al., 2020) on the development set.

We also experiment with self-distillation of the *PaLM-2 Bison* (Anil et al., 2023) LLM, which is the model used to generate our datasets (see Section § 2.4). We compare self-distillation (finetuning) against 5-shot prompting of this model (using the same ICL examples as during dataset generation).

### 3.3 Evaluation

We evaluate our models on four automatic metrics: *MetricX* (Juraska et al., 2023), *Comet20* (Rei et al., 2020), *Comet22* (Rei et al., 2022), and *BLEURT* (Sellam et al., 2020). Note that for *MetricX*, lower scores are better, while for the remaining metrics, higher scores are better. Since the MBR data is generated using *BLEURT* as the utility function, and the QE data is generated using *MetricX*, the MBR-finetuned models may overfit to the *BLEURT* metric, while the QE-finetuned models may overfit to the *MetricX* metric. Thus, we primarily depend on the *Comet\** metrics to measure model quality.

## 4 Results

### 4.1 Pretraining

We first experiment with training bilingual (en→de and de→en) encoder-decoder translation models (as described in §3.2) from scratch, to compare our NewsPaLM dataset (as described in §3.1.1) against the WMT’23 training dataset. As shown in Table 4, **pretraining on the NewsPaLM QE blob-level dataset** (which contains less than one million examples; Table 2) **outperforms pretraining on the entire WMT’23 training dataset**, which is more than 300 times larger. The NewsPaLM QE dataset achieves a *Comet22* score of 80.62 on the English-German WMT’23 test set (row 2c), while the WMT’23 training dataset achieves a score of 78.79 (row 1a).

Note that **training on the MBR sentence-level data** (row 2b) **underperforms training on the QE blob-level data** (row 2c). As shown in Figure 2, this is mostly due to a large drop in performance on longer sequence lengths. Thus, **exposure to multi-sentence data during training is essential to perform well on paragraph-level test sets**. Also note that during pretraining, we see no additional gains from mixing in the MBR sentence-level data relative to using the QE blob-level data only (rows 2c versus 2d).

We also experiment with pretraining on the greedy-decoded version of our NewsPaLM dataset, to compare against pretraining on the MBR-decoded and QE-reranked versions. Interestingly, pretraining on the greedy-decoded data outperforms, as shown in rows 2a versus 2d in Table 4. Based on manual inspection of examples, we hypothesize that the MBR-decoded and QE-reranked data is more free-style and harder for the model to learn than the greedy-decoded data. This is illustrated in Table 10 in the Appendix. If this were the case, the model would perform better by first learning the "easier" data (during pretraining), then adapting to the more free-style data during finetuning. We test this hypothesis by comparing two models: For the first, we pretrain on the greedy-decoded data and finetune on the MBR-decoded and QE-reranked data. For the second, we do the opposite: pretraining on the MBR-decoded and QE-reranked data and finetuning on the greedy decoded data. As we hypothesized, the **former model (MBR and QE finetuning from the greedy-pretrained checkpoint) performed better** (Table 5).

We have seen that pretraining on a small and clean, synthetically-produced dataset (NewsPaLM) can outperform finetuning on a large and noisy, human-generated one (WMT’23 training dataset). However, previous work such as Peter et al. (2023) has shown that MT model performance can be boosted by selecting a high-quality subset of a large and noisy training corpus, using data selection techniques such as QE filtering. Thus, we perform QE filtering (using the *BLEURT-QE* metric, as in Peter et al. (2023)) to select the highest-quality examples in the WMT’23 (sentence-level) training dataset, while reducing its size to exactly match that of our (sentence-level) NewsPaLM dataset (of about one million examples). As shown in row 1b versus row 2b in Table 4, **training on the QE-filtered WMT’23 dataset substantially underperforms training on our MBR-decoded NewsPaLM dataset (of the same size)**, and also underperforms training on the full WMT’23 dataset. Note that this result does not contradict previous work showing the benefit of data filtering, since previous work did not reduce the dataset to such a small fraction (0.3%) of the original size. Thus, our NewsPaLM dataset is highly efficient (which is one indicator of its quality), and its efficiency cannot be matched by selecting a high-quality subset of a large, noisy corpus.

	Model	MetricX ↓	COMET22 ↑
	1a) WMT’23 (all)	4.20	78.79
	1b) WMT’23 (sentence-level, <i>BLEURT-QE</i> filtered)	16.69	43.18
<i>en</i> → <i>de</i>	2a) Greedy sentence-level + blob-level (9:1)	<b>2.60</b>	<b>81.67</b>
	2b) MBR sentence-level	6.39	72.05
	2c) QE blob-level	2.82	80.62
	2d) MBR sentence-level + QE blob-level (9:1)	2.99	79.68
	1a) WMT’23 (all)	5.55	82.41
	1b) WMT’23 (sentence-level, <i>BLEURT-QE</i> filtered)	14.80	57.27
<i>de</i> → <i>en</i>	2a) Greedy sentence-level + blob-level (9:1)	<b>3.47</b>	<b>83.30</b>
	2b) MBR sentence-level	4.97	80.55
	2c) QE blob-level	4.01	82.33
	2d) MBR sentence-level + QE blob-level (9:1)	3.95	82.02

Table 4: Pretraining performance (WMT’23 test set).

	Model	MetricX ↓	COMET22 ↑
<i>en</i> → <i>de</i>	1a) MBR + QE finetuning (from greedy-pretrained ckpt)	<b>2.11</b>	<b>82.78</b>
	1b) Greedy finetuning (from MBR + QE-pretrained ckpt)	2.63	81.48
<i>de</i> → <i>en</i>	1a) MBR + QE finetuning (from greedy-pretrained ckpt)	<b>3.10</b>	<b>84.05</b>
	1b) Greedy finetuning (from MBR + QE-pretrained ckpt)	3.60	83.08

Table 5: Comparison of pretraining on NewsPaLM greedy data, then finetuning on NewsPaLM MBR and QE data, versus vice-versa (WMT’23 test set).

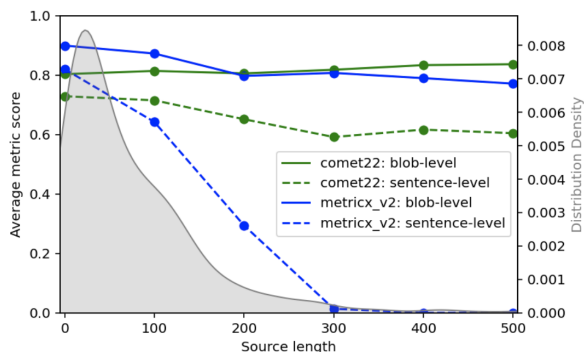


Figure 2: Comparison of pretraining performance on NewsPaLM MBR sentence-level dataset versus NewsPaLM QE blob-level dataset, bucketed by source length (WMT’23 *en*→*de* test set). Note that performance of the model trained on the blob-level data is stable across segment lengths, while performance of the model trained on the sentence-level data declines as segment length increases (according to both *MetricX* and *Comet22* metrics).

## 4.2 Finetuning

Next, we experiment with how the different variants of our NewsPaLM dataset (and mixtures thereof) behave during finetuning (and whether this behavior differs from that observed during pretraining). Unless otherwise indicated, we initialize from the checkpoint pretrained on the WMT’23 training data (row 1a in Table 4). We report *en*→*de* and *de*→*en* results on the WMT’23 test set in Table 6, and refer the reader to Table 12 in Appendix B for pretraining and finetuning results on the WMT’24 *en*→*de* test set.

As shown in Table 6, **MBR and QE finetuning** (row 1d) **outperforms greedy finetuning** (row 1a), using the same mixture proportions (9:1) for the sentence-level and blob-level data. As shown in Table 5 and discussed in §4.1, MBR and QE finetuning from the greedy-pretrained checkpoint outperforms greedy finetuning from the MBR and QE-pretrained checkpoint as well. Also, note that for *en*→*de*, MBR and QE finetuning from the checkpoint pretrained on the WMT’23 training data

	Model	MetricX ↓	COMET22 ↑
<i>en→de</i>	1a) Greedy sentence-level + blob-level (9:1)	2.59	81.49
	1b) MBR sentence-level	2.30	<b>82.69</b>
	1c) QE blob-level	2.45	81.83
	1d) MBR sentence-level + QE blob-level (9:1)	<b>2.26</b>	82.52
	2a) PaLM-2 five-shot (no finetuning)	1.62	84.54
	2b) PaLM-2 MBR sentence-level	<b>1.14</b>	<b>85.64</b>
	2c) PaLM-2 QE blob-level	1.47	84.77
	2d) PaLM-2 MBR sentence-level + QE blob-level (9:1)	1.17	85.54
<i>de→en</i>	1a) Greedy sentence-level + blob-level (9:1)	3.12	84.14
	1b) MBR sentence-level	2.91	<b>84.57</b>
	1c) QE blob-level	2.99	84.27
	1d) MBR sentence-level + QE blob-level (9:1)	<b>2.82</b>	84.53
	2a) PaLM-2 five-shot (no finetuning)	2.25	85.36
	2b) PaLM-2 MBR sentence-level	<b>1.91</b>	<b>86.26</b>
	2c) PaLM-2 QE blob-level	2.03	85.81
	2d) PaLM-2 MBR sentence-level + QE blob-level (9:1)	1.92	86.24

Table 6: Finetuning performance (WMT’23 test set). Unless otherwise indicated, performance is reported for the encoder-decoder model. For finetuning, this model was initialized from the checkpoint pretrained on the full WMT’23 training dataset (row 1a in Table 4). Results for *PaLM-2 Bison* few-shot prompting versus self-distillation using NewsPaLM MBR and QE data are reported in rows 2a-d.

(row 1d in Table 6) slightly underperforms initializing from the checkpoint pretrained on the greedy NewsPaLM dataset (row 1a in Table 5) according to the WMT’23 test set, but the opposite is the case according to the WMT’24 test set (see Tables 12 and 13 in Appendix B) and based on the *de→en* results on the WMT’23 test set.

Unlike during pretraining, **finetuning on the MBR sentence-level data outperforms finetuning on the QE blob-level data** (rows 1b versus 1c in Table 6), and we see no additional gains from mixing in the QE blob-level data relative to using the MBR sentence-level data only (rows 1b versus 1d).

We also experiment with finetuning the *PaLM-2 Bison* (Anil et al., 2023) LLM (as described in §3.2), which is the teacher model used to generate our NewsPaLM dataset. As shown in Table 6, **self-distillation via MBR (and QE) finetuning does indeed improve performance over the LLM’s strong few-shot baseline** (rows 2a vs 2b). As with the encoder-decoder model, finetuning *PaLM-2 Bison* on the MBR data outperforms finetuning on the QE data (and outperforms finetuning on a mixture of the MBR and QE data). The improvement in performance of *PaLM-2 Bison* due to MBR fine-

tuning is observed across all source length buckets (Figure 4 in Appendix B) and all domains in the WMT’23 and WMT’24 test sets (Tables 14 and 15 in Appendix B), despite the MBR data being sentence-level only and coming primarily from the news domain. MBR finetuning the *PaLM-2 Bison* model also outperforms MBR finetuning the much smaller encoder-decoder student (rows 1b vs 2b in Table 6), as expected.

### 4.3 Ablations

#### 4.3.1 Effect of Dataset Size

Given the expense of creating LLM-generated, MBR-decoded datasets such as the ones presented in this work, we investigate how model performance scales with dataset size during both pretraining and finetuning. We randomly sample 25% of the MBR-decoded NewsPaLM dataset (for both *en→de* and *de→en*), then train on the subsampled dataset. As shown in Figure 3 (and Table 16 in Appendix B), **finetuning on the subsampled dataset only took a small performance hit relative to finetuning on the full dataset, but pretraining took a large performance hit**. Thus, it is likely that pretraining performance would continue to improve had we generated a larger NewsPaLM dataset,




Figure 3: Comparison of model performance when pretraining and finetuning on the full versus subsampled NewsPaLM MBR dataset (WMT’23 test set). The subsampled dataset is 25% of the size of the full dataset, and was sampled randomly. Note that pretraining performance drops substantially when training on the subsampled dataset (for both en→de and de→en), while finetuning performance is minimally affected.

while we would be unlikely to observe substantial incremental improvements in finetuning performance by increasing the dataset size. Also note that the stability in finetuning performance under subsampling held up despite using the most efficient subset selection method (random, as opposed to e.g., QE filtering), another indicator supporting the high quality of our NewsPaLM dataset.

#### 4.3.2 Effect of Cluster-based Data Selection

As described in §2.3, we used a clustering-based approach (sampling uniformly over the computed clusters) to select the subset of NewsCrawl data which we used to generate the NewsPaLM dataset. To isolate the effect of our sample selection technique, we compare its performance against sampling uniformly from the original NewsCrawl dataset distribution (i.e., without taking cluster information into account). Since our NewsPaLM dataset contains the subset of NewsCrawl examples selected by sampling uniformly over the clusters, we approximate the above comparison as follows, selecting 25% of the NewsPaLM dataset in both cases:

- We sample uniformly from NewsPaLM to approximate cluster-guided sampling from the full NewsCrawl dataset.
- We use the original cluster sizes of the full NewsCrawl dataset (computed prior to selecting the NewsPaLM subset), and sample from NewsPaLM according to this distribution. This approximates sampling from the full NewsCrawl dataset *without* taking cluster information into account. Note that because the original cluster distribution was highly

skewed, with most of the examples belonging to the top few clusters, we could not exactly match the original distribution while sampling 25% of the NewsPaLM dataset, but we chose the distribution to be the one which was closest to the original.

As shown in Table 7, using the cluster information in the subsampling procedure marginally improves results for en→de pretraining and finetuning, and for de→en finetuning. (There is no clear signal for de→en pretraining; according to *MetricX*, using the cluster information helps, while according to *Comet22*, it hurts.)

## 5 Discussion

Training on LLM-generated, MBR-decoded and QE-reranked datasets is an established technique for leveraging monolingual data to improve NMT model quality (Finkelstein and Freitag (2023), Wang et al. (2024)). While this technique is highly effective, generating such datasets remains a substantial bottleneck, and is often prohibitively expensive. This work accompanies the first-ever open-source release of a LLM-generated, sentence-level and blob-level MBR and QE dataset. We measure the quality of our dataset in terms of its downstream impact on NMT model performance, both when training a NMT model from scratch and when finetuning.

We find that training from scratch on our MBR-decoded and QE-reranked NewsPaLM dataset outperforms training on the entire WMT’23 training dataset (which is 300 times larger), and also outperforms training on the top-quality subset of the WMT’23 training data (selected via QE filtering, and matching the size of our dataset). Moreover, we find that NMT models are unable to generalize well to multi-sentence queries without exposure to such data at training time, motivating the inclusion of blob-level data in our dataset.

We also find that MBR and QE finetuning outperform finetuning on the greedy-decoded version of our dataset. Unlike Finkelstein and Freitag (2023), which only performs MBR and QE self-distillation using a small encoder-decoder NMT model, here we show that self-MBR and self-QE finetuning are effective for the much stronger *PaLM-2 Bison* LLM as well.

Finally, we show via subsampling experiments on our NewsPaLM dataset that pretraining versus finetuning performance scale very differently with



	Model	MetricX ↓	COMET22 ↑
<i>en→de</i>	1a) PT: Sampling uniformly over clusters	<b>11.02</b>	<b>59.75</b>
	1b) PT: Sampling uniformly from original Newscrawl distribution	11.60	59.09
	2a) FT: Sampling uniformly over clusters	<b>2.55</b>	<b>82.11</b>
	2b) FT: Sampling uniformly from original Newscrawl distribution	<b>2.55</b>	81.88
<i>de→en</i>	1a) PT: Sampling uniformly over clusters	<b>7.41</b>	75.91
	1b) PT: Sampling uniformly from original Newscrawl distribution	7.58	<b>76.55</b>
	2a) FT: Sampling uniformly over clusters	<b>2.96</b>	<b>84.33</b>
	2b) FT: Sampling uniformly from original Newscrawl distribution	3.09	83.92

Table 7: Comparison of model performance when trained on subsampled NewsPaLM data with and without cluster-based data selection (WMT’23 test set). PT stands for Pretraining and FT, for Finetuning. Random subsampling of NewsPaLM approximates sampling uniformly across the Newscrawl clusters, while subsampling according to the Newscrawl cluster distribution approximates discarding cluster information and sampling randomly according to the original data distribution.

dataset size: While finetuning performance only took a small hit when reducing our dataset to 25% of its original size, pretraining performance took a large hit. However, note that the full NewsPaLM dataset is already orders of magnitude smaller than most datasets used for NMT model training, including the WMT’23 training dataset.

## 6 Related Work

While MT research has traditionally relied on MAP decoding or generating  $k$ -best lists through beam search for MBR decoding, Eikema and Aziz (2020b) proposed an approximation of MBR decoding via unbiased sampling. Their method aims to address the limitations of MAP decoding (Eikema and Aziz, 2020b; Müller and Sennrich, 2021; Eikema and Aziz, 2022) by demonstrating that samples drawn from the NMT model align more faithfully with training data statistics when compared to beam search. Freitag et al. (2022) showed that using neural metrics results in significant improvements in translation quality. To the best of our knowledge, this is the first work that applies MBR decoding beyond the sentence level for the task of machine translation.

While the improvements in translation quality afforded by MBR are widely acknowledged, its high computational cost limits its application in practice. Different approaches have been proposed to speed up MBR computation, e.g. (Eikema and Aziz, 2022; Cheng and Vlachos, 2023; Jinnai and Ariu, 2024; Vamvas and Sennrich, 2024; Tomani et al., 2024). Similar in spirit to MBR decoding, QE-rescoring approaches (Fernandes et al., 2022) also directly optimize a utility function, with linear-

time cost.

We approach the efficiency problem from a different perspective, carrying out a one-off expensive MBR decoding run, which can then be re-used for training and finetuning other models via knowledge distillation (Buciluă et al., 2006; Hinton et al., 2015). This technique has been a successful way to improve smaller systems by leveraging the capacities of bigger models, while retaining higher computational efficiency. The technique has been applied to numerous NLP tasks, including neural machine translation (Kim and Rush, 2016; Tan et al., 2018; Zhang et al., 2019; Jooste et al., 2022; Wan et al., 2024, inter alia). In the current era of LLMs, these models provide prime candidates for leveraging their impressive capabilities to improve other models. Yoo et al. (2021) use GPT3 for data augmentation in different classification tasks, in addition to using soft-labels predicted by the language model. Hsieh et al. (2023) propose to use “rationales” generated by PaLM to train a much smaller T5 model, achieving comparable or even superior performance. Li et al. (2024) use “selective” distillation to generate synthetic data using a variant of LLaMA-7B, expanding the coverage of training data for a translation model. Closer to our work, Finkelstein and Freitag (2023) propose to use MBR on a LLM to generate high-quality translations with which to train a dedicated translation model. As reference, (Xu et al., 2024) provides a much more comprehensive survey of knowledge distillation approaches using LLMs.

Another dimension related to our work is the area of data selection for NMT training. While a big amount of work has been focused on filtering noise from web-crawled data (e.g. Zaragoza-

Bernabeu et al., 2022), there are also approaches aimed at improving the translation quality by limiting the training data to high-quality samples. Carpuat et al. (2017) use semantic divergence to select the most relevant portion of the training data, while (Peter et al., 2023) use QE metrics on the training data to select only high-quality sentence pairs. Xu et al. (2023) indeed show that only a small amount of high-quality multilingual and parallel data is needed for obtaining state-of-the-art translation results finetuning a LLM. A similar approach was used by (Alves et al., 2024) to finetune LLaMA for translation and translation-related tasks.

One can also find different examples of clustering for data selection for NLP tasks. Aharoni and Goldberg (2020) showed that automatic clustering techniques can adequately recover semantic information from text corpora. Yu et al. (2023) use clustering for data selection to finetuning a LLM. Related to these approaches, nearest-neighbor machine translation (Khandelwal et al., 2021) uses distance measures between examples to select examples closer to the sentence to translate in an additional module of a translation system. (Agrawal et al., 2023) and (Vilar et al., 2023) use similar approaches to construct prompts for LLMs.

## 7 Conclusion

In this work, we have described the dataset creation process for the first-ever release of a LLM-generated MBR and QE dataset. We have shown that this dataset can be used to build a small and efficient, but high-quality, NMT model from scratch. In fact, training on this dataset outperforms training on the much larger, human-generated WMT’23 dataset. We have also shown that this dataset can improve NMT performance during finetuning, both for an encoder-decoder NMT system and via self-distillation for an already highly performant LLM. We hope that this dataset will enable further distillation research by the wider community, even by those without resources to generate datasets from large teacher models using expensive decoding techniques.

There are many avenues for future work. This work presented the first investigation of multi-sentence (i.e., blob-level) QE finetuning, and a natural next step would be to move to the document level. The dataset creation process described here could also be continued iteratively, by gener-

ating a new MBR and QE dataset from the same LLM teacher, but after finetuning on the original version of the dataset (or the version from the previous iteration). While this would be expensive, it would likely yield further incremental improvements in dataset quality. Finally, there remain many open questions regarding how to optimally perform distillation of a stronger teacher model into a weaker student using MBR and QE data. For instance, rather than finetuning on a uniform mixture of all examples in the dataset, the student model’s perplexity on these examples could be taken into account to select a subset of examples and/or to determine the optimal progression of examples to expose the student to during finetuning.

## Limitations

The (target-side) data generation process was expensive, due to both using a LLM and a costly decoding method. For MBR dataset creation, computation of each dataset example required generation of  $n$  outputs from the LLM teacher model, and then  $O(n^2)$  forward passes through the utility function, where  $n$  is the candidate size. For QE dataset generation,  $O(n)$  forward passes through the utility function were required per example. Thus, the dataset construction method proposed here is not easily scalable to other language pairs and/or source-side data in the absence of substantial computing resources.

## References

- Sweta Agrawal, Chunting Zhou, Mike Lewis, Luke Zettlemoyer, and Marjan Ghazvininejad. 2023. [In-context examples selection for machine translation](#). In *Findings of the Association for Computational Linguistics: ACL 2023*, pages 8857–8873, Toronto, Canada. Association for Computational Linguistics.
- Roei Aharoni and Yoav Goldberg. 2020. [Unsupervised domain clusters in pretrained language models](#). In *Proceedings of the 58th Annual Meeting of the Association for Computational Linguistics*, pages 7747–7763, Online. Association for Computational Linguistics.
- Farhad Akhbardeh, Arkady Arkhangorodsky, Magdalena Biesialska, Ondřej Bojar, Rajen Chatterjee, Vishrav Chaudhary, Marta R. Costa-jussa, Cristina España-Bonet, Angela Fan, Christian Federmann, Markus Freitag, Yvette Graham, Roman Grundkiewicz, Barry Haddow, Leonie Harter, Kenneth Heafield, Christopher Homan, Matthias Huck, Kwabena Amponsah-Kaakyire, Jungo Kasai, Daniel Khashabi, Kevin Knight, Tom Kocmi, Philipp Koehn, Nicholas Lourie, Christof Monz, Makoto Morishita, Masaaki Nagata, Ajay Nagesh, Toshiaki Nakazawa, Matteo Negri, Santanu Pal, Allahsera Auguste Tapo, Marco Turchi, Valentin Vydin, and Marcos Zampieri. 2021. [Findings of the 2021 conference on machine translation \(WMT21\)](#). In *Proceedings of the Sixth Conference on Machine Translation*, pages 1–88, Online. Association for Computational Linguistics.
- Duarte M Alves, José Pombal, Nuno M Guerreiro, Pedro H Martins, João Alves, Amin Farajian, Ben Peters, Ricardo Rei, Patrick Fernandes, Sweta Agrawal, et al. 2024. Tower: An open multilingual large language model for translation-related tasks. *arXiv preprint arXiv:2402.17733*.
- Rohan Anil, Andrew M. Dai, Orhan Firat, Melvin Johnson, Dmitry Lepikhin, Alexandre Passos, Siamak Shakeri, Emanuel Taropa, Paige Bailey, Zhifeng Chen, Eric Chu, Jonathan H. Clark, Laurent El Shafey, Yanping Huang, Kathy Meier-Hellstern, Gaurav Mishra, Erica Moreira, Mark Omernick, Kevin Robinson, Sebastian Ruder, Yi Tay, Kefan Xiao, Yuanzhong Xu, Yujing Zhang, Gustavo Hernandez Abrego, Junwhan Ahn, Jacob Austin, Paul Barham, Jan Botha, James Bradbury, Siddhartha Brahma, Kevin Brooks, Michele Catasta, Yong Cheng, Colin Cherry, Christopher A. Choquette-Choo, Aakanksha Chowdhery, Clément Crepey, Shachi Dave, Mostafa Dehghani, Sunipa Dev, Jacob Devlin, Mark Díaz, Nan Du, Ethan Dyer, Vlad Feinberg, Fangxiaoyu Feng, Vlad Fienber, Markus Freitag, Xavier Garcia, Sebastian Gehrmann, Lucas Gonzalez, Guy Gur-Ari, Steven Hand, Hadi Hashemi, Le Hou, Joshua Howland, Andrea Hu, Jeffrey Hui, Jeremy Hurwitz, Michael Isard, Abe Ittycheriah, Matthew Jagielski, Wenhao Jia, Kathleen Kenealy, Maxim Krikun, Sneha Kudugunta, Chang Lan, Katherine Lee, Benjamin Lee, Eric Li, Music Li, Wei Li, YaGuang Li, Jian Li, Hyeontaek Lim, Hanzhao Lin, Zhongtao Liu, Frederick Liu, Marcello Maggioni, Aroma Mahendru, Joshua Maynez, Vedant Misra, Maysam Moussalem, Zachary Nado, John Nham, Eric Ni, Andrew Nystrom, Alicia Parrish, Marie Pellat, Martin Polacek, Alex Polozov, Reiner Pope, Siyuan Qiao, Emily Reif, Bryan Richter, Parker Riley, Alex Castro Ros, Aurko Roy, Brennan Saeta, Rajkumar Samuel, Renee Shelby, Ambrose Slone, Daniel Smilkov, David R. So, Daniel Sohn, Simon Tokumine, Dasha Valter, Vijay Vasudevan, Kiran Vodrahalli, Xuezhi Wang, Pidong Wang, Zirui Wang, Tao Wang, John Wieting, Yuhuai Wu, Kelvin Xu, Yunhan Xu, Linting Xue, Pengcheng Yin, Jiahui Yu, Qiao Zhang, Steven Zheng, Ce Zheng, Weikang Zhou, Denny Zhou, Slav Petrov, and Yonghui Wu. 2023. [Palm 2 technical report](#).
- Cristian Buciluă, Rich Caruana, and Alexandru Niculescu-Mizil. 2006. Model compression. In *Proceedings of the 12th ACM SIGKDD international conference on Knowledge discovery and data mining*, pages 535–541.
- Marine Carpuat, Yogarshi Vyas, and Xing Niu. 2017. [Detecting cross-lingual semantic divergence for neural machine translation](#). In *Proceedings of the First Workshop on Neural Machine Translation*, pages 69–79, Vancouver. Association for Computational Linguistics.
- Julius Cheng and Andreas Vlachos. 2023. [Faster minimum bayes risk decoding with confidence-based pruning](#).
- Alexis Conneau, Kartikay Khandelwal, Naman Goyal, Vishrav Chaudhary, Guillaume Wenzek, Francisco Guzmán, Edouard Grave, Myle Ott, Luke Zettlemoyer, and Veselin Stoyanov. 2020. [Unsupervised cross-lingual representation learning at scale](#). In *Proceedings of the 58th Annual Meeting of the Association for Computational Linguistics*, pages 8440–8451, Online. Association for Computational Linguistics.

- Bryan Eikema and Wilker Aziz. 2020a. Is map decoding all you need? the inadequacy of the mode in neural machine translation. *arXiv preprint arXiv:2005.10283*.
- Bryan Eikema and Wilker Aziz. 2020b. Is MAP decoding all you need? the inadequacy of the mode in neural machine translation. In *Proceedings of the 28th International Conference on Computational Linguistics*, pages 4506–4520, Barcelona, Spain (Online). International Committee on Computational Linguistics.
- Bryan Eikema and Wilker Aziz. 2022. Sampling-based approximations to minimum Bayes risk decoding for neural machine translation. In *Proceedings of the 2022 Conference on Empirical Methods in Natural Language Processing*, pages 10978–10993, Abu Dhabi, United Arab Emirates. Association for Computational Linguistics.
- Akhbardeh Farhad, Arkhangorodsky Arkady, Biesialska Magdalena, Bojar Ondřej, Chatterjee Rajen, Chaudhary Vishrav, Marta R Costa-jussa, España-Bonet Cristina, Fan Angela, Federmann Christian, et al. 2021. Findings of the 2021 conference on machine translation (wmt21). In *Proceedings of the Sixth Conference on Machine Translation*, pages 1–88. Association for Computational Linguistics.
- Patrick Fernandes, António Farinhas, Ricardo Rei, José G. C. de Souza, Perez Ogayo, Graham Neubig, and Andre Martins. 2022. Quality-aware decoding for neural machine translation. In *Proceedings of the 2022 Conference of the North American Chapter of the Association for Computational Linguistics: Human Language Technologies*, pages 1396–1412, Seattle, United States. Association for Computational Linguistics.
- Mara Finkelstein and Markus Freitag. 2023. Mbr and qe finetuning: Training-time distillation of the best and most expensive decoding methods. *arXiv preprint arXiv:2309.10966*.
- Markus Freitag, Behrooz Ghorbani, and Patrick Fernandes. 2023. Epsilon sampling rocks: Investigating sampling strategies for minimum bayes risk decoding for machine translation. *arXiv preprint arXiv:2305.09860*.
- Markus Freitag, David Grangier, Qijun Tan, and Bowen Liang. 2022. High quality rather than high model probability: Minimum bayes risk decoding with neural metrics. *Transactions of the Association for Computational Linguistics*, 10:811–825.
- Gemini Team. 2024. Gemini: A family of highly capable multimodal models.
- John Hewitt, Christopher D Manning, and Percy Liang. 2022. Truncation sampling as language model desmoothing. *arXiv preprint arXiv:2210.15191*.
- Geoffrey Hinton, Oriol Vinyals, and Jeff Dean. 2015. Distilling the knowledge in a neural network. *arXiv preprint arXiv:1503.02531*.
- Cheng-Yu Hsieh, Chun-Liang Li, Chih-kuan Yeh, Hootan Nakhost, Yasuhisa Fujii, Alex Ratner, Ranjay Krishna, Chen-Yu Lee, and Tomas Pfister. 2023. Distilling step-by-step! outperforming larger language models with less training data and smaller model sizes. In *Findings of the Association for Computational Linguistics: ACL 2023*, pages 8003–8017, Toronto, Canada. Association for Computational Linguistics.
- Yuu Jinnai and Kaito Ariu. 2024. Hyperparameter-free approach for faster minimum bayes risk decoding.
- Wandri Jooste, Rejwanul Haque, and Andy Way. 2022. Knowledge distillation: A method for making neural machine translation more efficient. *Information*, 13(2):88.
- Juraj Juraska, Mara Finkelstein, Daniel Deutsch, Aditya Siddhant, Mehdi Mirzazadeh, and Markus Freitag. 2023. MetricX-23: The Google Submission to the WMT 2023 Metrics Shared Task. In *Proceedings of the Eighth Conference on Machine Translation*, pages 756–767, Singapore. Association for Computational Linguistics.
- Urvashi Khandelwal, Angela Fan, Dan Jurafsky, Luke Zettlemoyer, and Mike Lewis. 2021. Nearest neighbor machine translation. In *International Conference on Learning Representations*.
- Yoon Kim and Alexander M. Rush. 2016. Sequence-level knowledge distillation. In *Proceedings of the 2016 Conference on Empirical Methods in Natural Language Processing*, pages 1317–1327, Austin, Texas. Association for Computational Linguistics.
- Tom Kocmi, Eleftherios Avramidis, Rachel Bawden, Ondřej Bojar, Anton Dvorkovich, Christian Federmann, Mark Fishel, Markus Freitag, Thamme Gowda, Roman Grundkiewicz, Barry Haddow, Marzena Karpinska, Philipp Koehn, Benjamin Marie, Kenton Murray, Masaaki Nagata, Martin Popel, Maja Popovic, Mariya Shmatova, Steinþór Steingrímsson, and Vilém Zouhar. 2024a. Preliminary wmt24 ranking of general mt systems and llms.
- Tom Kocmi, Eleftherios Avramidis, Rachel Bawden, Ondřej Bojar, Anton Dvorkovich, Christian Federmann, Mark Fishel, Markus Freitag, Thamme Gowda, Roman Grundkiewicz, Barry Haddow, Philipp Koehn, Benjamin Marie, Christof Monz, Makoto Morishita, Kenton Murray, Makoto Nagata, Toshiaki Nakazawa, Martin Popel, Maja Popović, and Mariya Shmatova. 2023a. Findings of the 2023 conference on machine translation (WMT23): LLMs are here but not quite there yet. In *Proceedings of the Eighth Conference on Machine Translation*, pages 1–42, Singapore. Association for Computational Linguistics.
- Tom Kocmi, Eleftherios Avramidis, Rachel Bawden, Ondřej Bojar, Anton Dvorkovich, Christian Federmann, Mark Fishel, Markus Freitag, Thamme Gowda, Roman Grundkiewicz, et al. 2023b. Findings of the

- 2023 conference on machine translation (wmt23): Lms are here but not quite there yet. In *Proceedings of the Eighth Conference on Machine Translation*, pages 1–42.
- Tom Kocmi, Eleftherios Avramidis, Rachel Bawden, Ondrej Bojar, Anton Dvorkovich, Christian Federmann, Mark Fishel, Markus Freitag, Thamme Gowda, Roman Grundkiewicz, et al. 2024b. Preliminary wmt24 ranking of general mt systems and llms. *arXiv preprint arXiv:2407.19884*.
- Tom Kocmi, Rachel Bawden, Ondřej Bojar, Anton Dvorkovich, Christian Federmann, Mark Fishel, Thamme Gowda, Yvette Graham, Roman Grundkiewicz, Barry Haddow, Rebecca Knowles, Philipp Koehn, Christof Monz, Makoto Morishita, Masaaki Nagata, Toshiaki Nakazawa, Michal Novák, Martin Popel, and Maja Popović. 2022. [Findings of the 2022 conference on machine translation \(WMT22\)](#). In *Proceedings of the Seventh Conference on Machine Translation (WMT)*, pages 1–45, Abu Dhabi, United Arab Emirates (Hybrid). Association for Computational Linguistics.
- Jiahuan Li, Shanbo Cheng, Shujian Huang, and Jiajun Chen. 2024. [MT-PATCHER: Selective and extendable knowledge distillation from large language models for machine translation](#). In *Proceedings of the 2024 Conference of the North American Chapter of the Association for Computational Linguistics: Human Language Technologies (Volume 1: Long Papers)*, pages 6445–6459, Mexico City, Mexico. Association for Computational Linguistics.
- Mathias Müller and Rico Sennrich. 2021. [Understanding the properties of minimum Bayes risk decoding in neural machine translation](#). In *Proceedings of the 59th Annual Meeting of the Association for Computational Linguistics and the 11th International Joint Conference on Natural Language Processing (Volume 1: Long Papers)*, pages 259–272, Online. Association for Computational Linguistics.
- Jan-Thorsten Peter, David Vilar, Daniel Deutsch, Mara Finkelstein, Juraj Juraska, and Markus Freitag. 2023. There’s no data like better data: Using qe metrics for mt data filtering. *arXiv preprint arXiv:2311.05350*.
- Ricardo Rei, José GC De Souza, Duarte Alves, Chrysoula Zerva, Ana C Farinha, Taisiya Glushkova, Alon Lavie, Luisa Coheur, and André FT Martins. 2022. Comet-22: Unbabel-ist 2022 submission for the metrics shared task. In *Proceedings of the Seventh Conference on Machine Translation (WMT)*, pages 578–585.
- Ricardo Rei, Craig Stewart, Ana C Farinha, and Alon Lavie. 2020. Comet: A neural framework for mt evaluation. *arXiv preprint arXiv:2009.09025*.
- Thibault Sellam, Dipanjan Das, and Ankur P Parikh. 2020. Bleurt: Learning robust metrics for text generation. *arXiv preprint arXiv:2004.04696*.
- Baris Sumengen, Anand Rajagopalan, Gui Citovsky, David Simcha, Olivier Bachem, Pradipta Mitra, Sam Blasiak, Mason Liang, and Sanjiv Kumar. 2021. Scaling hierarchical agglomerative clustering to billion-sized datasets. *arXiv preprint arXiv:2105.11653*.
- Xu Tan, Yi Ren, Di He, Tao Qin, Zhou Zhao, and Tie-Yan Liu. 2018. Multilingual neural machine translation with knowledge distillation. In *International Conference on Learning Representations*.
- Christian Tomani, David Vilar, Markus Freitag, Colin Cherry, Subhajt Naskar, Mara Finkelstein, Xavier Garcia, and Daniel Cremers. 2024. [Quality-aware translation models: Efficient generation and quality estimation in a single model](#).
- Jannis Vamvas and Rico Sennrich. 2024. [Linear-time minimum bayes risk decoding with reference aggregation](#).
- Ashish Vaswani, Noam Shazeer, Niki Parmar, Jakob Uszkoreit, Llion Jones, Aidan N Gomez, Łukasz Kaiser, and Illia Polosukhin. 2017. Attention is all you need. *Advances in neural information processing systems*, 30.
- David Vilar, Markus Freitag, Colin Cherry, Jiaming Luo, Viresh Ratnakar, and George Foster. 2023. [Prompting PaLM for translation: Assessing strategies and performance](#). In *Proceedings of the 61st Annual Meeting of the Association for Computational Linguistics (Volume 1: Long Papers)*, pages 15406–15427, Toronto, Canada. Association for Computational Linguistics.
- Yuxian Wan, Wenlin Zhang, Zhen Li, Hao Zhang, and Yanxia Li. 2024. [Dual knowledge distillation for neural machine translation](#). *Computer Speech & Language*, 84:101583.
- Jun Wang, Eleftheria Briakou, Hamid Dadkhahi, Rishabh Agarwal, Colin Cherry, and Trevor Cohn. 2024. Don’t throw away data: Better sequence knowledge distillation. *arXiv preprint arXiv:2407.10456*.
- Haoran Xu, Young Jin Kim, Amr Sharaf, and Hany Hassan Awadalla. 2023. A paradigm shift in machine translation: Boosting translation performance of large language models. *arXiv preprint arXiv:2309.11674*.
- Xiaohan Xu, Ming Li, Chongyang Tao, Tao Shen, Reynold Cheng, Jinyang Li, Can Xu, Dacheng Tao, and Tianyi Zhou. 2024. A survey on knowledge distillation of large language models. *arXiv preprint arXiv:2402.13116*.
- Kang Min Yoo, Dongju Park, Jaewook Kang, Sang-Woo Lee, and Woomyoung Park. 2021. [GPT3Mix: Leveraging large-scale language models for text augmentation](#). In *Findings of the Association for Computational Linguistics: EMNLP 2021*, pages 2225–2239, Punta Cana, Dominican Republic. Association for Computational Linguistics.

Yue Yu, Rongzhi Zhang, Ran Xu, Jieyu Zhang, Jiaming Shen, and Chao Zhang. 2023. [Cold-start data selection for better few-shot language model fine-tuning: A prompt-based uncertainty propagation approach](#). In *Proceedings of the 61st Annual Meeting of the Association for Computational Linguistics (Volume 1: Long Papers)*, pages 2499–2521, Toronto, Canada. Association for Computational Linguistics.

Jaume Zaragoza-Bernabeu, Gema Ramírez-Sánchez, Marta Bañón, and Sergio Ortiz Rojas. 2022. [Bicleaner AI: Bicleaner goes neural](#). In *Proceedings of the Thirteenth Language Resources and Evaluation Conference*, pages 824–831, Marseille, France. European Language Resources Association.

Biao Zhang, Deyi Xiong, Jinsong Su, and Jiebo Luo. 2019. Future-aware knowledge distillation for neural machine translation. *IEEE/ACM Transactions on Audio, Speech, and Language Processing*, 27(12):2278–2287.

## A Additional Dataset Statistics

Table 8 shows the average source-to-target length ratios for each of the NewsPaLM MBR and QE datasets. (See Table 3 in Section 2 for the average source lengths and average targets lengths of the NewsPaLM datasets.)

	Sentence-level	Blob-level
EN $\rightarrow$ DE	0.9604	1.0812
DE $\rightarrow$ EN	0.9009	0.9729

Table 8: Source-to-target length ratios per dataset, computed using the Moses tokenizer.

## B Additional Results

Table 9 is an extension of Table 4 in Section 4.1, and shows pretraining results across all metrics (including *BLEURT* and *Comet20*) on the en $\rightarrow$ de and de $\rightarrow$ en test sets. Table 10 illustrates the stylistic differences between greedy and MBR decoding.

Table 11 is an extension of Table 6 in Section 4.2, and shows finetuning results across all metrics. Table 12 shows all en $\rightarrow$ de pretraining and finetuning results on the WMT’24 test set. (Note that there does not exist a WMT’24 de $\rightarrow$ en test set.) Table 13 is the companion to Table 5 in Section 4, but on the WMT’24 (rather than WMT’23) test set.

Tables 14 and 15 show the pretraining and finetuning results on the en $\rightarrow$ de WMT’23 and WMT’24 test sets, respectively, broken out by domain. For WMT’23, the domains are *Mastodon*, *News*, *Speech*, and *User Review*. For WMT’24, the domains are *Literary*, *News*, *Social*, and *Speech*. Note that the models pretrained and finetuned on our NewsPaLM dataset perform especially strongly on the *News* domain, but the gains aren’t limited to this domain.

Figure 4 shows the *PaLM-2 Bison* few-shot versus self-MBR-finetuned results on the en $\rightarrow$ de WMT’23 test set, bucketed by source segment length. Note that the gains in performance from self-distillation are consistent across all segment length buckets.

Table 16 accompanies Figure 3 in Section 4.3.1, and shows the results of the NewsPaLM subsampling ablations across all metrics.

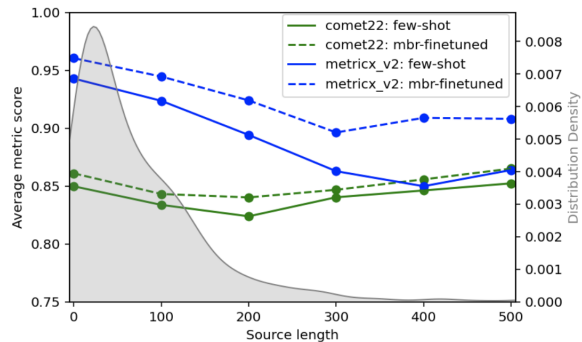


Figure 4: *PaLM-2 Bison* few-shot versus NewsPaLM MBR-finetuned performance bucketed by source length (en $\rightarrow$ de WMT’23 test set). Note that self-MBR finetuning (on sentence-level data only) improves performance across all source length buckets.

	Model	BLEURT $\uparrow$	MetricX $\downarrow$	COMET20 $\uparrow$	COMET22 $\uparrow$
	1a) WMT'23 (all)	64.11	4.20	42.52	78.79
	1b) WMT'23 (sentence-level, <i>BLEURT-QE</i> filtered)	29.33	16.69	-1.14	43.18
<i>en</i> → <i>de</i>	2a) Greedy sentence-level + blob-level (9:1)	<b>67.75</b>	<b>2.60</b>	<b>51.20</b>	<b>81.67</b>
	2b) MBR sentence-level	56.93	6.39	21.86	72.05
	2c) QE blob-level	67.18	2.82	45.72	80.62
	2d) MBR sentence-level + QE blob-level (9:1)	66.34	2.99	43.20	79.68
	1a) WMT'23 (all)	69.96	5.55	51.52	82.41
	1b) WMT'23 (sentence-level, <i>BLEURT-QE</i> filtered)	44.80	14.80	-64.27	57.27
<i>de</i> → <i>en</i>	2a) Greedy sentence-level + blob-level (9:1)	<b>70.94</b>	<b>3.47</b>	<b>54.86</b>	<b>83.30</b>
	2b) MBR sentence-level	67.21	4.97	44.12	80.55
	2c) QE blob-level	69.68	4.01	51.00	82.33
	2d) MBR sentence-level + QE blob-level (9:1)	69.07	3.95	49.71	82.02

Table 9: Pretraining performance (WMT'23 test set).

Source	"While President Trump has not commented on Lewis' death, White House press secretary Kayleigh McEnany said in a tweet Saturday, [...]"
Greedy	Während Präsident Trump sich nicht zu Lewis' Tod geäußert hat, sagte die Pressesprecherin des Weißen Hauses, Kayleigh McEnany, am Samstag in einem Tweet: [...]"
MBR	Präsident Trump hat bislang keinen Kommentar zu Lewis' Tod abgegeben. Weißes Hauses-Pressesprecherin Kayleigh McEnany äußerte sich hingegen auf Twitter: [...]"
Explanation	Greedy decoding closely follows the English sentence structure. MBR decoding produces a more natural German sentence, and also decides to introduce a sentence break.
Source	"If we follow the Hungarian philosopher Gáspár Miklós Tamás, with his very broad definition of fascism as ""a break with the enlightenment tradition of citizenship as a universal entitlement,"" the similarities sharpen."
Greedy	Wenn wir dem ungarischen Philosophen Gáspár Miklós Tamás mit seiner sehr weiten Definition von Faschismus als „Bruch mit der aufklärerischen Tradition der Staatsbürgerschaft als universellem Recht“ folgen, werden die Ähnlichkeiten deutlicher.
MBR	Wenn man dem ungarischen Philosophen Gáspár Miklós Tamás folgt, der in seiner sehr breiten Definition des Faschismus eine „Verletzung der aufgeklärten Tradition des Bürgerstatus als universalem Recht“ sieht, dann wird die Ähnlichkeit noch deutlicher.
Explanation	The MBR translation uses an impersonal form, which is preferred in German. The subordinate clause about the definition of fascism is also reformulated, resulting in a more natural structure.

Table 10: Comparison between translations generated with greedy and MBR decoding.



	Model	BLEURT $\uparrow$	MetricX $\downarrow$	COMET20 $\uparrow$	COMET22 $\uparrow$
<i>en</i> → <i>de</i>	1a) Greedy sentence-level + blob-level (9:1)	68.31	2.59	51.91	81.49
	1b) MBR sentence-level	<b>70.65</b>	2.30	<b>55.38</b>	<b>82.69</b>
	1c) QE blob-level	68.19	2.45	51.97	81.83
	1d) MBR sentence-level + QE blob-level (9:1)	70.35	<b>2.26</b>	55.07	82.52
	2a) PaLM-2 five-shot (no finetuning)	72.34	1.62	60.62	84.54
	2b) PaLM-2 MBR sentence-level	<b>74.38</b>	<b>1.14</b>	<b>64.86</b>	<b>85.64</b>
	2c) PaLM-2 QE blob-level	72.31	1.47	61.03	84.77
	2d) PaLM-2 MBR sentence-level + QE blob-level (9:1)	74.21	1.17	64.43	85.54
<i>de</i> → <i>en</i>	1a) Greedy sentence-level + blob-level (9:1)	72.61	3.12	59.52	84.14
	1b) MBR sentence-level	<b>73.56</b>	2.91	<b>61.47</b>	<b>84.57</b>
	1c) QE blob-level	73.02	2.99	59.73	84.27
	1d) MBR sentence-level + QE blob-level (9:1)	73.47	<b>2.82</b>	61.04	84.53
	2a) PaLM-2 five-shot (no finetuning)	74.73	2.25	64.72	85.36
	2b) PaLM-2 MBR sentence-level	<b>76.20</b>	<b>1.91</b>	<b>68.41</b>	<b>86.26</b>
	2c) PaLM-2 QE blob-level	75.56	2.03	66.55	85.81
	2d) PaLM-2 MBR sentence-level + QE blob-level (9:1)	76.18	1.92	68.12	86.24

Table 11: Finetuning performance (WMT’23 test set). Unless otherwise indicated, performance is reported for the encoder-decoder model. For finetuning, this model was initialized from the checkpoint pretrained on the full WMT’23 training dataset (row 1a in Table 9). Results for *PaLM-2 Bison* few-shot prompting versus self-distillation using NewsPaLM MBR and QE data are reported in rows 2a-d.

Model	BLEURT $\uparrow$	MetricX $\downarrow$	COMET20 $\uparrow$	COMET22 $\uparrow$
1a) PT: WMT’23 (all)	65.08	3.15	29.18	77.79
1b) PT: WMT’23 (sentence-level, Bleurt-QE filtered)	34.62	13.06	-90.56	49.38
1c) PT: Greedy sentence-level + blob-level (9:1)	64.78	2.95	27.88	77.81
1d) PT: MBR sentence-level	55.82	5.32	69.88	-0.20
1e) PT: QE blob-level	63.80	3.17	22.34	76.72
1f) PT: MBR sentence-level + QE blob-level (9:1)	64.27	3.13	21.32	75.93
2a) FT: Greedy sentence-level + blob-level (9:1)	67.94	2.26	39.22	80.20
2b) FT: MBR sentence-level	70.33	1.96	41.96	80.96
2c) FT: QE blob-level	68.14	2.27	37.07	79.88
2d) FT: MBR sentence-level + QE blob-level (9:1)	70.04	2.00	41.83	80.81
2e) FT: PaLM-2 five-shot (no finetuning)	72.37	1.28	49.39	83.51
2f) FT: PaLM-2 MBR sentence-level	73.94	1.05	53.99	84.44
2g) FT: PaLM-2 QE blob-level	71.34	1.40	46.16	82.84
2h) FT: PaLM-2 MBR sentence-level + QE blob-level (9:1)	73.83	1.05	53.57	84.31

Table 12: Pretraining and finetuning performance (*en*→*de* WMT’24 test set). The PT prefix indicates pretrained models, and the FT prefix indicates finetuned models. Unless otherwise indicated, performance is reported for the encoder-decoder model. For finetuning, this model was initialized from the checkpoint pretrained on the full WMT’23 training dataset (row 1a). Results for *PaLM-2 Bison* few-shot prompting versus self-distillation using NewsPaLM MBR and QE data are reported in rows 2e-h.

Model	BLEURT $\uparrow$	MetricX $\downarrow$	COMET20 $\uparrow$	COMET22 $\uparrow$
MBR + QE finetuning (from greedy-pretrained ckpt)	<b>68.12</b>	<b>2.41</b>	<b>33.75</b>	<b>79.37</b>
Greedy finetuning (from MBR + QE-pretrained ckpt)	65.61	2.91	27.50	77.66

Table 13: Comparison of pretraining on NewsPaLM greedy data, then finetuning on NewsPaLM MBR and QE data, versus vice-versa (*en*→*de* WMT’24 test set).

Model	Mastodon		News		Speech		User Review	
	MetricX ↓	COMET22 ↑	MetricX ↓	COMET22 ↑	MetricX ↓	COMET22 ↑	MetricX ↓	COMET22 ↑
1a) PT: WMT'23 (all)	4.09	79.26	3.97	80.46	3.87	78.55	5.19	75.14
1b) PT: Greedy sentence-level + blob-level (9:1)	2.33	81.98	1.59	84.72	3.44	79.30	3.74	79.10
1c) PT: MBR sentence-level	4.83	72.22	4.41	77.98	8.09	70.78	10.88	64.17
1d) PT: QE blob-level	2.70	80.27	1.75	84.96	3.63	77.37	3.71	78.68
1e) PT: MBR sentence-level + QE blob-level (9:1)	2.73	79.60	1.79	84.28	3.82	77.90	4.39	75.02
2a) FT: Greedy sentence-level + blob-level (9:1)	2.50	81.32	2.05	83.73	2.94	80.40	3.23	79.69
2b) FT: MBR sentence-level	2.03	82.87	1.87	84.94	2.75	80.75	3.01	81.15
2c) FT: QE blob-level	2.36	81.10	1.86	84.42	2.72	80.44	3.21	81.15
2d) FT: MBR sentence-level + QE blob-level (9:1)	2.17	82.21	1.76	84.91	2.54	80.94	2.87	81.40
2e) FT: PaLM-2 five-shot (no finetuning)	1.40	84.86	1.15	86.11	2.45	82.47	1.83	83.82
2f) FT: PaLM-2 MBR sentence-level	0.97	86.00	0.88	86.48	1.70	83.33	1.22	86.21

Table 14: Per-domain results on en→de WMT'23 test set. The PT prefix indicates pretrained models, and the FT prefix indicates finetuned models. Unless otherwise indicated, performance is reported for the encoder-decoder model. For finetuning, this model was initialized from the checkpoint pretrained on the full WMT'23 training dataset (row 1a). Results for *PaLM-2 Bison* few-shot prompting versus self-distillation using NewsPaLM MBR data are reported in rows 2e-f.

Model	Literary		News		Social		Speech	
	MetricX ↓	COMET22 ↑	MetricX ↓	COMET22 ↑	MetricX ↓	COMET22 ↑	MetricX ↓	COMET22 ↑
1a) PT: WMT'23 (all)	3.79	75.95	2.86	81.20	2.78	76.44	3.67	80.04
1b) PT: Greedy sentence-level + blob-level (9:1)	6.11	68.47	1.40	84.42	2.44	77.36	2.22	82.80
1c) PT: MBR sentence-level	9.79	59.40	3.39	79.32	4.44	68.81	4.61	75.44
1d) PT: QE blob-level	6.53	68.01	1.38	84.01	2.69	75.95	2.39	81.38
1e) PT: MBR sentence-level + QE blob-level (9:1)	6.11	68.47	1.40	84.42	2.44	77.36	2.22	82.80
2a) FT: Greedy sentence-level + blob-level (9:1)	3.12	77.89	1.64	84.00	2.13	78.85	2.18	82.69
2b) FT: MBR sentence-level	2.83	78.56	1.40	84.78	1.79	79.70	1.96	83.36
2c) FT: QE blob-level	3.13	77.38	1.75	84.13	2.10	78.42	2.26	82.51
2d) FT: MBR sentence-level + QE blob-level (9:1)	2.91	78.26	1.36	84.88	1.85	79.56	1.96	83.11
2e) FT: PaLM-2 five-shot (no finetuning)	1.42	82.24	1.08	84.89	1.23	82.79	1.38	85.25
2f) FT: PaLM-2 MBR sentence-level	1.24	83.55	0.86	85.79	0.99	83.76	1.09	85.75

Table 15: Per-domain results on en→de WMT'24 test set. The PT prefix indicates pretrained models, and the FT prefix indicates finetuned models. Unless otherwise indicated, performance is reported for the encoder-decoder model. For finetuning, this model was initialized from the checkpoint pretrained on the full WMT'23 training dataset (row 1a). Results for *PaLM-2 Bison* few-shot prompting versus self-distillation using NewsPaLM MBR data are reported in rows 2e-f.

	Model	BLEURT ↑	MetricX ↓	COMET20 ↑	COMET22 ↑
<i>en→de</i>	1a) PT: Full dataset	56.93	6.39	21.86	72.05
	1b) PT: Subsampled dataset	43.73	11.02	-25.72	59.75
	2a) FT: Full dataset	70.65	2.30	55.38	82.69
	2b) FT: Subsampled dataset	70.00	2.55	53.91	82.11
<i>de→en</i>	1a) PT: Full dataset	67.21	4.97	44.12	80.55
	1b) PT: Subsampled dataset	60.43	7.41	22.89	75.91
	2a) FT: Full dataset	73.56	2.91	61.47	84.57
	2b) FT: Subsampled dataset	73.15	2.96	59.35	84.33

Table 16: Comparison of model performance when pretraining and finetuning on the full versus subsampled NewsPaLM MBR dataset (WMT'23 test set). The subsampled dataset is 25% of the size of the full dataset, and was sampled randomly. The PT prefix indicates pretrained models, and the FT prefix indicates finetuned models.