

# Stabilizer Entanglement Distillation and Efficient Fault-Tolerant Encoder

Yu Shi,<sup>1,2,\*</sup> Ashlesha Patil,<sup>1,2</sup> and Saikat Guha<sup>1,2,†</sup>

<sup>1</sup>*Wyant College of Optical Sciences, The University of Arizona, Tucson, AZ 85721*

<sup>2</sup>*NSF-ERC Center for Quantum Networks, The University of Arizona, Tucson, AZ 85721*

(Dated: August 13, 2024)

Entanglement is essential for quantum information processing but is limited by noise. We address this by developing high-yield entanglement distillation protocols with several advancements. (1) We extend the 2-to-1 recurrence entanglement distillation protocol to higher-rate  $n$ -to- $(n-1)$  protocols that can correct any single-qubit errors. These protocols are evaluated through numerical simulations focusing on fidelity and yield. We also outline a method to adapt any classical error-correcting code for entanglement distillation, where the code can correct both bit-flip and phase-flip errors by incorporating Hadamard gates. (2) We propose a constant-depth decoder for stabilizer codes that transforms logical states into physical ones using single-qubit measurements. This decoder is applied to entanglement distillation protocols, reducing circuit depth and enabling protocols derived from advanced quantum error-correcting codes. We demonstrate this by evaluating the circuit complexity for entanglement distillation protocols based on surface codes and quantum convolutional codes. (3) Our stabilizer entanglement distillation techniques advance quantum computing. We propose a fault-tolerant protocol for constant-depth encoding and decoding of arbitrary quantum states, applicable to quantum low-density parity-check (qLDPC) codes and surface codes. This protocol is feasible with state-of-the-art reconfigurable atom arrays and surpasses the limits of conventional logarithmic depth encoders. Overall, our study integrates stabilizer formalism, measurement-based quantum computing, and entanglement distillation, advancing both quantum communication and computing.

## I. INTRODUCTION

Entanglement is essential for quantum communication [1–4], quantum metrology [5–8], and distributed quantum computing [9–13], but it is severely limited by noise [14–18]. Entanglement distillation [19–22], or entanglement purification, is a process that transforms previously shared, less entangled Bell states into fewer, but higher-quality states through local operations and classical communication (LOCC). This technique has been explored across various physical platforms [23–27], demonstrated experimentally [28–38], and extended to multi-qubit systems [39–48]. However, the basic 2-to-1 protocols [19, 21] are inefficient, invariably sacrificing at least half of the input states, regardless of their initial fidelity. The hashing protocol [20, 49], while offering adaptive yields based on the input fidelity, requires an infinitely large input, limiting its practical use. This highlights the need for more efficient entanglement distillation protocols capable of generating higher yields from finite input states.

Research on efficient distillation protocols has explored strategies such as high-dimensional systems [50–55], entanglement-assisted methods [56–60], symmetry-based searches [61, 62], and heuristic optimizations [63–69]. A key approach utilizes quantum error correction [70–76], which provides reliable performance guarantees. Specifically, in the so-called “stabilizer protocol” of entanglement distillation [77], Alice and Bob start with

$n$  shared noisy Bell states. As shown in Figure 1(a), each party independently measures  $n-k$  stabilizer generators on their  $n$  qubits, projecting them onto logical subspaces. Alice sends her stabilizer parities to Bob, who identifies an error syndrome and corrects the errors by applying appropriate Pauli operators. After error correction, both parties perform unitary decoding, the inverse of the unitary encoding circuit, to transform the  $k$  logical Bell states into  $k$  physical Bell states. Crucially, it was shown that the same can be accomplished by a direct unitary decoding applied to both Alice’s and Bob’s qubits of the  $n$  noisy Bell states [70, 71], as illustrated in Figure 1(b). This is followed by each party performing  $n-k$  single-qubit measurements to reveal stabilizer parities, Alice communicating her parities to Bob, and Bob performing a recovery operation to his  $k$  unmeasured qubits, resulting in  $k$  distilled physical Bell states. This approach makes initial stabilizer measurements unnecessary. However, stabilizer measurements exhibit a more compact structure than unitary decoding circuits, especially evident in quantum low-density parity-check (qLDPC) codes [78] and surface codes [79, 80]. These codes feature a constant number of qubits per stabilizer generator and a constant number of generators acting on each qubit, enabling constant-depth stabilizer measurements. The primary challenge lies in developing an efficient entanglement distillation scheme that leverages the compactness of stabilizer measurements.

In this paper, we explore high-yield entanglement distillation protocols and their implementation through stabilizer measurements and efficient decoding via single-qubit measurements. We also extend their application to fault-tolerant quantum computing. The main contribu-

\* shiyu@terpmail.umd.edu

† saikat@umd.edu

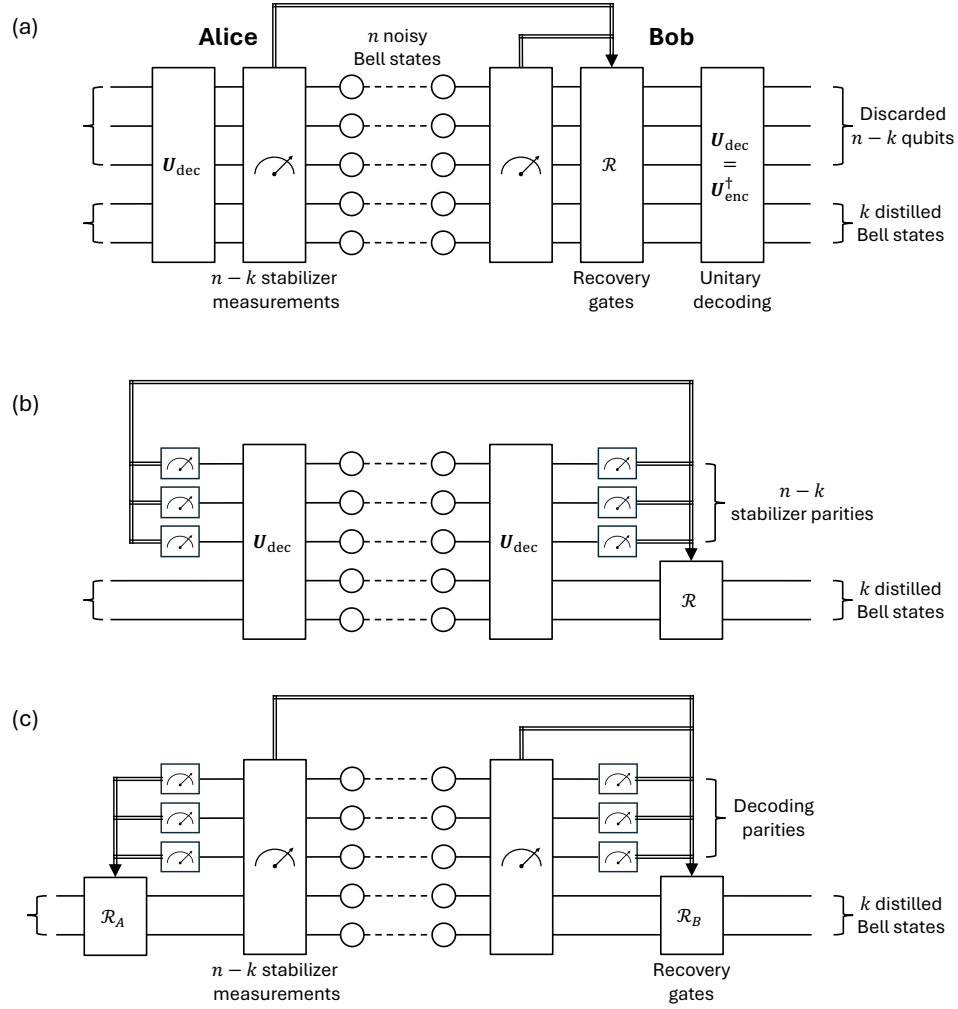


FIG. 1. Schematic diagrams of entanglement distillation protocols derived from quantum codes. (a) A complete stage of stabilizer entanglement distillation [77], featuring stabilizer measurements, recovery by Pauli operators, and unitary decoding. (b) An alternative protocol that eliminates stabilizer measurements [70, 71]. (c) Our proposed protocol, incorporating stabilizer measurements and single-qubit measurement decoding.

tions of this study are summarized as follows:

1. We review stabilizer entanglement distillation and apply it to Bennett’s and Deutsch’s protocols [19, 21], mapping them onto a  $[[2, 1, 2]]$  classical error detection code. We demonstrate that bilateral Hadamard gates on the distillation output can alternate Pauli- $X$  and Pauli- $Z$  errors while preserving the standard Bell states. Consequently, two sequential applications of these protocols can effectively address any single-qubit errors. Drawing on this insight, we extend the 2-to-1 protocol to higher-rate  $n$ -to- $(n-1)$  protocols, corresponding to an error detection process using a  $[[n^2, (n-1)^2, 2]]$  quantum code. We evaluate the performance of these protocols through numerical simulations, assessing both input-output fidelity and yield. Additionally, we present a method

to adapt any classical error correcting code to an entanglement distillation protocol using a two-iteration process. The first iteration corrects bit-flip errors, then Hadamard gates convert phase-flip errors to bit-flip errors, which the second iteration corrects. Since the errors in both iterations are classical, the error-correcting capability matches that of the classical code used.

2. We propose a constant-depth decoder for stabilizer codes using single-qubit measurements, and apply it to stabilizer entanglement distillation. Our protocol, illustrated in Figure 1(c), involves Alice and Bob performing stabilizer measurements and single-qubit measurement decoding. This compact, parallel approach significantly reduces circuit depth compared to previous protocols. Applying this method to convolutional entanglement distillation [58], known for its robust error correc-

TABLE I. Comparison of circuit complexity between unitary and measurement-based protocols for stabilizer entanglement distillation. The unitary decoding circuit for general codes is from [81]; the lower bound for surface codes is discussed in [82, 83].

	Unitary Protocol	Circuit Depth <sup>a</sup>	Measurement-Based Protocol
General Code	$\mathcal{O}(n)$		$\mathcal{O}(n)$
Surface Code	$\geq \mathcal{O}(\log n)$		$\mathcal{O}(1)$

<sup>a</sup> We measure circuit depth by counting only the two-qubit gates, as these are the key determinants of circuit complexity.

TABLE II. Comparison of unitary and measurement-based methods for a rate- $\frac{1}{3}$  quantum convolutional code [84, 85]. The unitary decoding circuit is sourced from [86]. Numbers represent circuit complexity on a single side, either Alice or Bob, in the entanglement distillation protocol. To our knowledge, there is no established general scaling for circuit complexity in unitary decoding of quantum convolutional codes.

	Unitary Protocol	Measurement-Based Protocol
Circuit Depth	11	4
Two-Qubit Gates per Frame <sup>a</sup>	14	12
Longest Span of Two-Qubit Gates	3 frames	2 frames

<sup>a</sup> A “frame” refers to a set of qubits processed together at one stage of a quantum circuit, akin to windows or blocks of data in classical convolutional coding.

tion in communications, we demonstrate its efficiency with a rate-1/3 quantum convolutional code. Our method outperforms the conventional unitary method [86, 87]. For a detailed comparison of circuit complexities, see Tables I and II.

3. We propose a fault-tolerant protocol for constant-depth encoding and decoding of arbitrary quantum states, applicable to qLDPC codes and surface codes. The protocol incorporates stabilizer measurements and efficient decoding to establish physical-logical Bell states. We enhance fault tolerance through entanglement distillation of these Bell states and employ quantum teleportation for encoding and decoding quantum states. The protocol is feasible with current reconfigurable atom arrays [88, 89] and surpasses the conventional depth limits for surface codes, lower bounded by  $\mathcal{O}(\log(n))$  [82, 83], where  $n$  is the number of qubits.

Consequently, this study integrates stabilizer formalism, measurement-based quantum computing, and entanglement distillation, strengthening the connections between quantum communication and computing, advancing these fields, and contributing to practical and efficient quantum information processing.

## II. REVIEW OF STABILIZER ENTANGLEMENT DISTILLATION

### A. Error Model

Entanglement distillation involves transforming noisy Bell states shared between two parties, Alice and Bob,

into a smaller number of higher-quality Bell states. For clarity, we define the standard Bell state as

$$|\Phi^+\rangle = \frac{1}{\sqrt{2}}(|00\rangle + |11\rangle), \quad (1)$$

where  $|xy\rangle = |x\rangle_A \otimes |y\rangle_B$  represents qubit states on Alice’s and Bob’s sides, respectively. We model a noisy Bell state as a standard Bell state affected by a noisy quantum channel. This channel applies random errors to the state, denoted by  $E_A \otimes E_B |\Phi^+\rangle$ , where  $E_{A(B)} \in \{I, X, Y, Z\}$  are operators acting on Alice’s (Bob’s) qubit. The Bell-state matrix identity (see Appendix A),

$$(M \otimes I) |\Phi^+\rangle = (I \otimes M^T) |\Phi^+\rangle,$$

signifies that an arbitrary operator  $M$  applied to Alice’s qubit of the Bell state is equivalent to its transpose applied to Bob’s qubit. This allows us to simplify the error model by assuming that only Bob’s qubit is subjected to a noisy channel, while Alice’s qubit remains error-free. For our model, we consider a depolarizing channel that applies Pauli errors randomly with equal probability. The resulting noisy Bell state is given by

$$\rho = (1-p) |\Phi^+\rangle \langle \Phi^+| + \frac{p}{3} \sum_{i=1}^3 (I \otimes \sigma_i) |\Phi^+\rangle \langle \Phi^+| (I \otimes \sigma_i^\dagger), \quad (2)$$

where  $p$  is the probability of error, and  $\sigma_i \in \{X, Y, Z\}$  is the Pauli operator. This state is equivalent to a mixture of the standard Bell state  $|\Phi^+\rangle$  with the other three orthogonal Bell states.

We study entanglement distillation protocols that distill  $n$  independent and identically distributed (i.i.d.) noisy Bell states, represented by  $\rho^{\otimes n}$ , into  $k$  higher-quality states. The initial state can be viewed as a mixture of pure states, represented by

$$\rho^{\otimes n} = \sum_E (I \otimes E) |\Phi_n^+\rangle \langle \Phi_n^+| (I \otimes E^\dagger),$$

where  $|\Phi_n^+\rangle = |\Phi^+\rangle^{\otimes n}$  denotes the tensor product of  $n$  standard Bell state. Here,  $I$  is the identity operator acting on Alice's qubits, and  $E$  represents an  $n$ -qubit Pauli operator, expressed as  $E = E_1 \otimes E_2 \otimes \dots \otimes E_n$ , with each  $E_i \in \{I, X, Y, Z\}$  acting on Bob's qubits indexed from 1 to  $n$ . The occurrence of  $E = I^{\otimes n}$  indicates an error-free event, while  $E_i \neq I$  for any  $i$  signifies an error on the  $i$ -th qubit, marking an erroneous event. For brevity, we omit the  $\otimes$  symbol for one-partite tensor products in subsequent discussions, for example, writing  $E = E_1 E_2 \dots E_n$ .

## B. Entanglement Distillation Protocol

To facilitate entanglement distillation, we use a stabilizer code parameterized by  $[[n, k, d]]$  [90]. Here,  $n$  represents the number of physical qubits,  $k$  the number of logical qubits encoded, and  $d$  the minimum distance between logical qubits. The code features  $n - k$  stabilizer generators, which are essentially  $n$ -qubit Pauli operators, each denoted as  $g_i$  for  $i = 1, 2, \dots, n - k$ . These generators are independent and mutually commuting. If a state  $|\psi\rangle$  is an eigenvector of the generator  $g_i$ , satisfying

$$g_i |\psi\rangle = (-1)^{s_i} |\psi\rangle,$$

where  $s_i = 0$  or  $1$ , then we say  $|\psi\rangle$  is stabilized by  $g_i$  with parity  $s_i$ . A state stabilized by all generators with parities  $\mathbf{s} = s_1 s_2 \dots s_{n-k}$  is referred to as the logical state with parity vector  $\mathbf{s}$ . When an error affects the logical state, it flips the parities if it anti-commutes with the corresponding generators. Subsequent stabilizer measurements, characterized by the projector

$$P_i^{(s'_i)} = \frac{I + (-1)^{s'_i} g_i}{2},$$

can reveal the new parities  $\mathbf{s}' = s'_1 s'_2 \dots s'_{n-k}$ . By comparing the two sets of parities,  $\mathbf{s} \oplus \mathbf{s}'$  (bitwise XOR), one can determine the error syndrome and correct it using appropriate Pauli operators. A code with distance  $d$  can

correct up to  $t = \lfloor \frac{d-1}{2} \rfloor$  physical errors. This capability makes quantum error-correcting codes essential for distilling entanglement, as they can effectively handle up to  $t$  errors in the ensemble  $\rho^{\otimes n}$ .

Considering an instance  $I \otimes E |\Phi_n^+\rangle$  from the ensemble of  $n$  noisy Bell states, the entanglement distillation protocol is outlined as follows:

1. *Alice performs  $n - k$  stabilizer measurements on her qubits.* These measurements project the state onto  $P_i^{(s_i)} \otimes E |\Phi_n^+\rangle$ , where  $P_i^{(s_i)}$  is the projector corresponding to the measurement outcome  $s_i$ . Utilizing operator commutation, projector property  $P^2 = P$ , and Bell-state matrix identity, the post-measurement state can be represented as

$$P_i^{(s_i)} \otimes E |\Phi_n^+\rangle = P_i^{(s_i)} \otimes E \left( P_i^{(s_i)} \right)^T |\Phi_n^+\rangle.$$

Thus, Alice's measurements project both her qubits and Bob's qubits onto subspaces stabilized by generators  $g_i$  and  $g_i^T$ , respectively. If  $g_i$  contains an odd number of Pauli-Ys, then  $g_i^T = -g_i$ ; otherwise,  $g_i^T = g_i$ .

2. *Alice communicates her measurements,  $\mathbf{s}_A = s_1 s_2 \dots s_{n-k}$ , to Bob.* This allows Bob to know the parities of his qubits before any errors. The parities are given by  $\mathbf{s}_B = s'_1 s'_2 \dots s'_{n-k}$ . If a generator  $g_i$  contains an odd number of Pauli-Ys, then  $s'_i = s_i \oplus 1$ ; otherwise,  $s'_i = s_i$ .
3. *Bob performs  $n - k$  stabilizer measurements on his qubits, yielding  $\mathbf{t} = t_1 t_2 \dots t_{n-k}$ . He calculates the error syndrome,  $\mathbf{c} = \mathbf{s}_B \oplus \mathbf{t}$ , and corrects them with appropriate Pauli operators.* Bob's measurement of  $g_i$  with outcome  $t_i$  projects the state onto

$$P_i^{(s_i)} \otimes P_i^{(t_i)} E P_i^{(s'_i)} |\Phi_n^+\rangle.$$

If  $E$  commutes with  $g_i$ , then  $t_i = s'_i$ ; otherwise,  $t_i = s'_i \oplus 1$ . This step mirrors the process used in quantum error correction.

4. *Alice and Bob decode the logical qubits and extract  $k$  higher-quality Bell states.*

This one-way protocol allows Alice and Bob to always distill  $k$  Bell states from  $n$  inputs. Alternatively, the stabilizer code in error detection mode enables two-way entanglement distillation [70, 71]. Bob compares his parities with Alice's. If the parities match, the Bell states are kept; otherwise, they are discarded. The two-way scheme can address up to  $d - 1$  errors for a code with distance  $d$ , surpassing the one-way scheme's capability

of addressing up to  $\lfloor \frac{d-1}{2} \rfloor$  errors. However, the two-way scheme is probabilistic and requires Bob to communicate his decision back to Alice.

### III. APPLICATION I: EXTENDED RECURRENCE ENTANGLEMENT DISTILLATION PROTOCOL

We apply the stabilizer formalism to the well-known 2-to-1 recurrence entanglement distillation. Bennett's protocol [19] can be seen as a stabilizer entanglement distillation in error detection mode. The code uses a single generator,  $X_1X_2$ , which detects single-qubit  $Y$  and  $Z$  errors but not  $X$  errors. To address  $X$  errors, Bennett et al. used twirling to randomize them, enabling detection in later iterations. Alternatively, Alice and Bob can apply Hadamard gates to their output qubits. The bilateral Hadamard gates preserve the standard Bell state and switch  $X$  and  $Z$  errors, as

$$\begin{aligned} (H \otimes H) |\Phi^+\rangle &= |\Phi^+\rangle, \\ (H \otimes H) (I \otimes X) |\Phi^+\rangle &= (I \otimes Z) |\Phi^+\rangle. \end{aligned}$$

This allows the remaining  $Z$  errors to be addressed in the next iteration, which is more efficient than twirling. The revised protocol is equivalent to Deutsch's protocol [21], where the stabilizer code  $Y_1Y_2$  is used to detect  $X$  and  $Z$  errors, and  $R_x(\pi/2)$  is used to switch  $Y$  and  $Z$  errors. Since this protocol can detect  $X$ ,  $Y$ , and  $Z$  errors over two sequential iterations, it can detect any single-qubit error according to the discretization of quantum errors [90]. This explains why the recurrence protocols are effective in various error models, not just the Werner-state model.

Based on the above insight, we can extend the 2-to-1 recurrence protocol to a higher-rate  $n$ -to- $(n-1)$  protocol using a stabilizer code  $X_1X_2 \cdots X_n$ . For example, consider the 3-to-2 entanglement distillation circuit illustrated in Figure 2, constructed using the unitary decoding method. The two dashed boxes represent circuits for two sequential iterations. In each box, the projective measurement on the first qubit reveals the parity of  $X_1X_2X_3$ . By comparing parities, Alice and Bob can detect single-qubit  $Y$  or  $Z$  errors. Hadamard gates on the remaining qubits convert  $X$  errors to  $Z$  errors, which are detected in the next iteration. The protocol is similar to a Calderbank-Shor-Steane (CSS) construction [91, 92], with one code addressing bit-flip errors and the other addressing phase-flip errors. By permuting the measurements and gates in Figure 2, we obtain the stabilizers for two iterations:

$$\begin{array}{cccccccc} X & X & X & I & I & I & I & I \\ I & I & I & X & X & X & I & I \\ I & I & I & I & I & I & X & X \\ Z & Z & I & Z & Z & I & Z & I \\ Z & I & Z & Z & I & Z & Z & I \end{array},$$

which characterize a  $[[9, 4, 2]]$  quantum code capable of detecting a single-qubit error. For the  $n$ -to- $(n-1)$  protocol, two iterations correspond to a  $[[n^2, (n-1)^2, 2]]$  quantum code.

To prevent correlated multi-qubit errors, it is essential to use outputs from different iterations as inputs in subsequent iterations. For example, in Figure 2, an  $X_1$  error on the control qubit can propagate through the CNOT gates to become  $X_1X_2X_3$ . Assuming a depolarizing channel with an error probability of  $p$  per input qubit, the effective error probability in the first iteration is  $\frac{2p}{3}$  due to  $Y$  and  $Z$  errors. In the second iteration, the effective error probability is also  $\frac{2p}{3}$  due to undetected  $X$  errors on the output and control qubits. Thus, if the input meets the fidelity threshold initially, it will meet the threshold in subsequent iterations. This result applies to other  $n$ -to- $(n-1)$  recurrence protocols as well.

We evaluate the performance of recurrence entanglement distillation protocols based on input-output fidelity and yield. Fidelity is defined as

$$\mathcal{F} = \langle \Phi^+ | \rho | \Phi^+ \rangle,$$

where  $\rho$  is a mixed Bell state. Yield is defined as

$$\mathcal{Y} = \frac{k \cdot P_S}{n},$$

where  $k$  and  $n$  are the logical and physical qubits in an  $[[n, k, d]]$  code, and  $P_S$  is the success probability. Our simulation uses the QuantumClifford.jl package, which utilizes the stabilizer tableaux formalism [93]. Each protocol undergoes two iterations, corresponding to an  $n^2$ -to- $(n-1)^2$  entanglement distillation, capable of addressing any single-qubit errors. We use Werner states as inputs, which are mixtures of a standard Bell state and a completely mixed state, as described by Equation 2. We assume error-free local quantum operations and classical communication (LOCC), a valid assumption given that channel noise significantly exceeds local noise.

Figure 3(a) shows the fidelity of distilled Bell states as a function of input fidelity for several distillation protocols. Circles mark the threshold where output fidelity exceeds input fidelity, which increases with the code rate. Figure 3(b) shows yield as a function of input fidelity. The 4-to-1 protocol has the highest yield for input fidelities from 0.5 to 0.887. Beyond this range, higher-rate protocols are superior. Near ideal fidelity, yield is determined by code rate. Achieving optimal yield at high fidelity requires large  $n$  in  $n^2$ -to- $(n-1)^2$  protocols.

We can further extend the recurrence protocol by adapting classical codes. In the first iteration, the code corrects bit-flip errors. Hadamard gates then convert the remaining phase-flip errors to bit-flip errors, which the code can correct in the second iteration. Because both iterations involve classical errors, the error-correcting capabilities match those of the classical codes used. Moreover, different codes can be employed in each iteration, allowing for customization based on the strength of phase-flip and bit-flip errors. In practice, noisy Bell states can



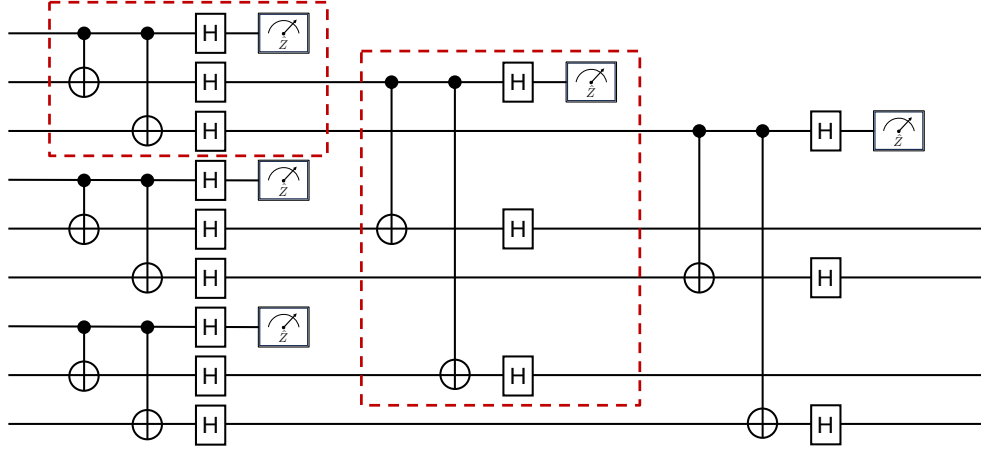


FIG. 2. Circuit on Alice's (or Bob's) side for processing Bell states through two iterations in the 3-to-2 recurrence entanglement distillation. Dashed boxes indicate the first and second iterations.

be non-Werner [94–96]. Combining the stabilizer formalism with fidelity and yield aids in designing effective distillation protocols.

#### IV. DECODING STABILIZER CODE BY SINGLE-QUBIT MEASUREMENTS

We propose a decoder that transforms logical Bell states into physical Bell states using single-qubit measurements and conditional Pauli operators. Since stabilizer and single-qubit measurements can be performed in parallel, this significantly reduces the circuit depth for implementing stabilizer entanglement distillation protocols.

To develop the decoder, we represent the stabilizer code using a binary check matrix  $(\mathbf{X}|\mathbf{Z})$  [90], where  $\mathbf{X}$  and  $\mathbf{Z}$  are submatrices of dimensions  $(n-k) \times n$ . The rows represent generators  $g_1$  through  $g_{n-k}$ , and the columns of each submatrix correspond to the  $n$  physical qubits. In the  $i$ th row, represented by vector  $(\mathbf{x}_i|\mathbf{z}_i)$ ,  $x_{ij} = 1$  indicates a Pauli- $X$  on the  $j$ th qubit,  $z_{ij} = 1$  indicates a Pauli- $Z$ , and 1 on both indicates a Pauli- $Y$ . Two generators  $g_i$  and  $g_j$  commute if and only if their symplectic inner product is zero, given by

$$\mathbf{x}_i \cdot \mathbf{z}_j^T + \mathbf{z}_i \cdot \mathbf{x}_j^T = 0.$$

Operations on the check matrix, such as swapping rows (relabeling generators), adding two rows (multiplying generators), and simultaneously swapping columns in both submatrices (relabeling qubits), preserve the properties of the stabilizer code.

There is a standard form for the stabilizer code [81, 90], derived by applying Gaussian elimination to the binary

check matrix and represented by

$${}_{n-k-r} \left\{ \begin{array}{c|c|c|c|c|c} \overbrace{\mathbf{I}}^r & \overbrace{\mathbf{A}_1}^{n-k-r} & \overbrace{\mathbf{A}_2}^k & \overbrace{\mathbf{B}}^r & \overbrace{\mathbf{0}}^{n-k-r} & \overbrace{\mathbf{C}}^k \\ \hline \mathbf{0} & \mathbf{0} & \mathbf{0} & \mathbf{D} & \mathbf{I} & \mathbf{E} \end{array} \right\}. \quad (3)$$

This matrix has a block structure with dimensions indicated.  $\mathbf{I}$  is the identity matrix, and other submatrices are determined by Gaussian elimination. Using the rows of this check matrix as new generators, we define  $k$  logical operators. The logical  $X$  operators are given by

$$L_X = [\mathbf{0} \ \mathbf{E}^T \ \mathbf{I} \ |\ \mathbf{C}^T \ \mathbf{0} \ \mathbf{0}], \quad (4)$$

where each submatrix has  $k$  rows, with column sizes  $(r, n-k-r, k)$  for both left and right blocks. The  $i$ th row,  $L_X^i$ , represents the  $X$  operator for the  $i$ th logical qubit. The logical  $Z$  operators are given by

$$L_Z = [\mathbf{0} \ \mathbf{0} \ \mathbf{0} \ |\ \mathbf{A}_2^T \ \mathbf{0} \ \mathbf{I}], \quad (5)$$

which follows the same dimensions. The  $i$ th row,  $L_Z^i$ , represents the  $Z$  operator for the  $i$ th logical qubit. These logical operators commute with the stabilizer generators.  $X_L^i$  and  $Z_L^i$  anti-commute, while  $X_L^i$  and  $Z_L^j$  commute for  $i \neq j$ .

The  $n$  Bell states naturally form logical Bell states in the standard form. The standard Bell state, as given in Equation 1, is stabilized by operators  $X \otimes X$  and  $Z \otimes Z$ , which act in the Hilbert space  $H_A \otimes H_B$ . The stabilizers for  $n$  Bell states can be enumerated as

$$\begin{array}{l} X_1 \otimes X_1, \quad Z_1 \otimes Z_1 \\ X_2 \otimes X_2, \quad Z_2 \otimes Z_2 \\ \vdots \\ X_n \otimes X_n, \quad Z_n \otimes Z_n \end{array}, \quad (6)$$

where subscripts denote qubit indices. Aligning these Bell stabilizers with the generators of a quantum code, we have the following observations based on Equations 3, 4, and 5:

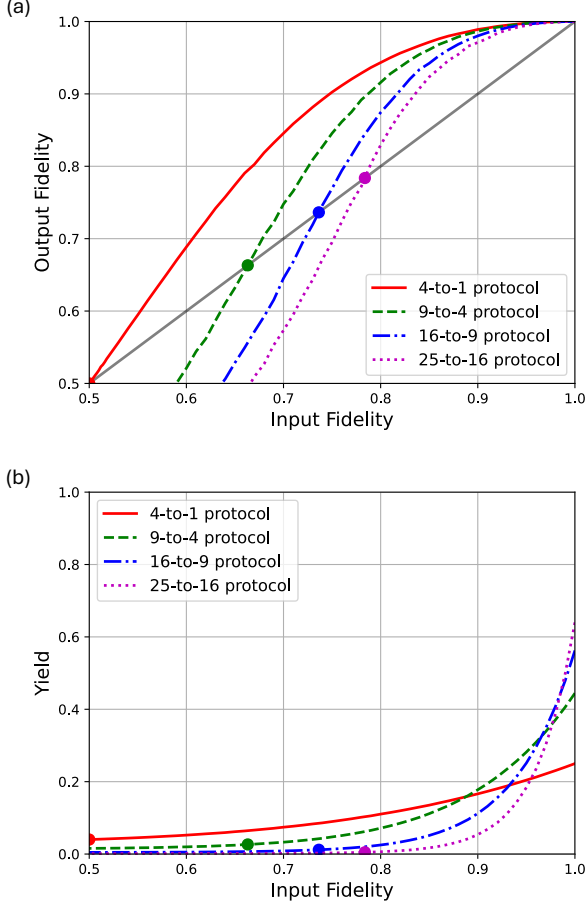


FIG. 3. Input-output fidelity and yield of recurrence entanglement distillation protocols. Each undergoes two iterations, forming an  $n^2$ -to- $(n-1)^2$  protocol. Circles mark the threshold where output fidelity exceeds input fidelity.

1. The tensor product of code generators  $g_i \otimes g_i$  commutes with all Bell stabilizers  $X_j \otimes X_j$  and  $Z_j \otimes Z_j$ .
2. Among the first  $r$  generators,  $g_i$  is independent of  $X_j$  for  $j < i$ . For the remaining  $n-k-r$  generators,  $g_i$  is independent of all  $X$ s and independent of  $Z_j$  for  $r < j < i$ .
3. The logical operator  $X_L^i$  is independent of  $X_j$  for  $j \leq r$  and  $n-k < j < n-k+i$ , and independent of  $Z_j$  for  $r < j \leq n$ . The logical operators  $Z_L^i$  is independent of all  $X$ s and independent of  $Z_j$  for  $r < j < n-k+i$ .
4. Among the first  $r$  generators,  $g_i$  anti-commutes with  $Z_i$  but commutes with all other  $Z_j$  for  $j \leq r$  and  $j \neq i$ . For the remaining  $n-k-r$  generators,  $g_i$  anti-commutes with  $X_i$  but commutes with all other  $X_j$  for  $r < j \leq n-k$  and  $j \neq i$ .

Observation 1 allows for an equivalent representation of the  $n$  Bell states using the code generators. Multiplying the Bell stabilizers in Equation 6 according to the

standard form yields

$$\begin{array}{cc}
 g_1 \otimes g_1, & Z_1 \otimes Z_1 \\
 \vdots & \vdots \\
 g_r \otimes g_r, & Z_r \otimes Z_r \\
 X_{r+1} \otimes X_{r+1}, & g_{r+1} \otimes g_{r+1} \\
 \vdots & \vdots \\
 X_{n-k} \otimes X_{n-k}, & g_{n-k} \otimes g_{n-k} \\
 X_L^1 \otimes X_L^1, & Z_L^1 \otimes Z_L^1 \\
 \vdots & \vdots \\
 X_L^k \otimes X_L^k, & Z_L^k \otimes Z_L^k
 \end{array} \quad (7)$$

Observation 2 enables the transformation of  $X_i \otimes X_i$  into  $g_i \otimes g_i$  for  $i = 1$  to  $r$ , and  $Z_i \otimes Z_i$  into  $g_i \otimes g_i$  for  $i = r+1$  to  $n-k$ . Observation 3 enables the transformation of  $X_i \otimes X_i$  and  $Z_i \otimes Z_i$  into logical operators for  $i = n-k+1$  to  $n$ . During the derivation, we assume each  $g_i$  contains an even number of  $Y$ s, resulting in a bilateral stabilizer of  $g_i \otimes g_i$ . For cases with an odd number of  $Y$ s, the bilateral stabilizer is given by  $-g_i \otimes g_i$ .

Alice's stabilizer measurements update the Bell stabilizers in Equation 7. For example,  $g_i \otimes I$  anti-commutes with  $Z_i \otimes Z_i$  for  $i = 1$  to  $r$  and with  $X_i \otimes X_i$  for  $i = r+1$  to  $n-k$  according to Observation 4. Measuring  $g_i \otimes I$  replaces the anti-commutative operator with  $(-1)^{s_i} g_i \otimes I$ , where  $s_i$  is the measured parity. The  $n-k$  stabilizer measurements result in new stabilizers, symmetrically represented by

$$\begin{array}{cc}
 (-1)^{s_1} g_1 \otimes I, & (-1)^{s_1} I \otimes g_1 \\
 \vdots & \vdots \\
 (-1)^{s_{n-k}} g_{n-k} \otimes I, & (-1)^{s_{n-k}} I \otimes g_{n-k} \\
 X_L^1 \otimes X_L^1, & Z_L^1 \otimes Z_L^1 \\
 \vdots & \vdots \\
 X_L^k \otimes X_L^k, & Z_L^k \otimes Z_L^k
 \end{array} \quad (8)$$

Here,  $(-1)^{s_i} I \otimes g_i$  results from multiplying  $g_i \otimes g_i$  with  $(-1)^{s_i} g_i \otimes I$ , representing the generator on Bob's side.

The standard form in Equation 8 facilitates efficient decoding of logical Bell states into physical Bell states via single-qubit measurements. According to Equations 4 and 5, the logical operators commute with  $Z_j$  for  $j = 1$  to  $r$  and with  $X_j$  for  $j = r+1$  to  $n-k$ . To decode the logical states, Alice and Bob separately measure the first  $r$  qubits in the  $Z$  basis and the next  $n-k-r$  qubits in the  $X$  basis. For example, as per Equation 4, the  $i$ th logical operator  $X_L^i$  is given by the vector

$$[0 \quad e'_i \quad \delta_i \mid c'_i \quad 0 \quad 0],$$

where  $c'_i$ ,  $e'_i$ , and  $\delta_i$  are the  $i$ th rows of submatrices  $C^T$ ,  $E^T$  and  $I$ , respectively. Thus,  $X_L^i$  can be expressed as

$$X_L^i = \bigotimes_{j: C_{ij}^T=1} Z_j \bigotimes_{j: E_{ij}^T=1} X_{r+j} \bigotimes X_{n-k+i}, \quad (9)$$

which is the tensor product of  $Z_j$  for  $j$  with  $C_{ij}^T = 1$  among the first  $r$  qubits,  $X_j$  with  $E_{ij}^T = 1$  among the next  $n-k-r$  qubits, and the  $X$  operator on the  $(n-k+i)$ th qubit. We denote Alice's single-qubit measurement outcomes as decoding parities, represented by the binary vector  $\mathbf{a} = a_1 a_2 \dots a_{n-k}$ . Replacing the Pauli operators in Equation 9 with these measurements gives

$$X_L^i = (-1)^{\alpha_x^i} X_{n-k+i}, \quad (10)$$

where  $\alpha_x^i = \sum_{j:C_{ij}^T=1} a_j + \sum_{j:E_{ij}^T=1} a_{r+j}$ . Similarly, the

logical operator  $Z_L^i$  is given by

$$Z_L^i = (-1)^{\alpha_z^i} Z_{n-k+i}, \quad (11)$$

where  $\alpha_z^i = \sum_{j:(A_2^T)_{ij}=1} a_j$  and  $(A_2^T)_{ij}$  is the element of submatrix  $\mathbf{A}_2^T$  from Equation 5. The single-qubit measurements anti-commute with the code generators, updating the stabilizers in Equation 8 to

$$\begin{array}{ll} (-1)^{a_1} Z_1 \otimes I, & (-1)^{b_1} I \otimes Z_r \\ \vdots & \vdots \\ (-1)^{a_r} Z_r \otimes I, & (-1)^{b_r} I \otimes Z_r \\ (-1)^{a_{r+1}} X_{r+1} \otimes I, & (-1)^{b_{r+1}} I \otimes X_{r+1} \\ \vdots & \vdots \\ (-1)^{a_{n-k}} X_{n-k} \otimes I, & (-1)^{b_{n-k}} I \otimes X_{n-k} \\ (-1)^{\alpha_x^1 + \beta_x^1} X_{n-k+1} \otimes X_{n-k+1}, & (-1)^{\alpha_z^1 + \beta_z^1} Z_{n-k+1} \otimes Z_{n-k+1} \\ \vdots & \vdots \\ (-1)^{\alpha_x^k + \beta_x^k} X_n \otimes X_n, & (-1)^{\alpha_z^k + \beta_z^k} Z_n \otimes Z_n \end{array}.$$

Here,  $\mathbf{b} = b_1 b_2 \dots b_{n-k}$  denotes Bob's decoding parities from single-qubit measurements, which are independent of Alice's.  $\beta_x^i$  and  $\beta_z^i$  are computed in the same way as  $\alpha_x^i$  and  $\alpha_z^i$ , respectively. After the measurements, Alice and Bob discard their first  $n-k$  qubits and retain the last  $k$  qubits, forming the decoded physical Bell states. They adjust the phases  $\alpha_x^i$ ,  $\alpha_z^i$ ,  $\beta_x^i$ , and  $\beta_z^i$  to 0 by applying Pauli operators to the corresponding qubits, yielding  $k$  standard Bell states.

Integrating stabilizer measurements, error correction, and our decoder results in the measurement-based stabilizer entanglement distillation protocol (see Appendix B for more details). The protocol is outlined as follows:

1. Alice measures stabilizer parities  $\mathbf{s}_A = s_1 s_2 \dots s_{n-k}$  and decoding parties  $\mathbf{a} = a_1 a_2 \dots a_{n-k}$ . She communicates  $\mathbf{s}_A$  to Bob, discards her first  $n-k$  qubits, and corrects the phase of her last  $k$  qubits based on  $\mathbf{a}$ .
2. Bob measures stabilizer parities  $\mathbf{s}_B = s'_1 s'_2 \dots s'_{n-k}$  and decoding parities  $\mathbf{b} = b_1 b_2 \dots b_{n-k}$ . After receiving  $\mathbf{s}_A$ , he calculates the error syndrome  $\mathbf{c} = \mathbf{s}_A \oplus \mathbf{s}_B$ , discards his first  $n-k$  qubits, and corrects the phase of his last  $k$  qubits based on  $\mathbf{b}$  and  $\mathbf{c}$ .

This results in  $k$  distilled Bell states shared between Alice and Bob. Note that two-way entanglement distillation, where the stabilizer code operates in error detection

mode, can be implemented similarly using this protocol.

We compare the circuit complexity of entanglement distillation between a unitary protocol and our measurement-based protocol. For general stabilizer codes, both circuits scale similarly in the number of two-qubit gates, with an upper bound of  $O(n(n-k))$ . This is expected, as the unitary decoding circuit derives from the standard form of stabilizer generators [81]. However, stabilizer measurements offer more flexibility. Well-designed codes, such as quantum convolutional codes (Section V) and quantum low-density parity-check (qLDPC) codes (Section VI), support parallel stabilizer measurements, reducing circuit depth. The measurement-based decoder can also decode logical qubits in quantum computing. However, the phase to be corrected is calculated by the sum of single-qubit measurement outcomes, where errors can accumulate. In Section VI, we propose a fault-tolerant protocol for encoding and decoding arbitrary quantum states by combining entanglement distillation, constant-depth decoder, and quantum teleportation.

## V. APPLICATION II: ENTANGLEMENT DISTILLATION USING QUANTUM CONVOLUTIONAL CODES

Convolutional entanglement distillation implements the stabilizer entanglement distillation protocol using



convolutional codes [58, 84, 85, 97–99]. These codes are widely used in modern communication systems due to their robust error correction capabilities [100] and are key components of Turbo codes [101–103]. They allow flexible adjustments in code rates to balance error correction strength and efficiency, making them ideal for addressing fluctuating noise. Quantum convolutional codes inherit these benefits and show potential for entanglement distillation. However, they are prone to catastrophic error propagation [86, 87], where a single error can spread indefinitely. To avoid this, encoding circuits are selectively constructed using a restricted set of quantum gates, often requiring many gates and deeper circuits. This increased demand for resources can challenge current quantum technologies. Our measurement-based approach provides an efficient non-catastrophic scheme, making convolutional entanglement distillation viable.

Quantum convolutional codes use a stream of stabilizers, represented by the extended check matrix  $\mathbf{G}(D) = (\mathbf{X}(D)|\mathbf{Z}(D))$  [86], where  $\mathbf{X}(D)$  and  $\mathbf{Z}(D)$  are  $(n-k) \times n$  submatrices. The entries of the submatrices are polynomials in the delay operator  $D$ , given by

$$X_{ij}(D) = \sum_{k=0}^m x_{ij}(k) D^k, \\ Z_{ij}(D) = \sum_{k=0}^m z_{ij}(k) D^k,$$

where  $x_{ij}(k)$  and  $z_{ij}(k)$  are binary numbers, and  $m$  is the constraint length. The rows of  $\mathbf{G}(D)$  represent  $n-k$  independent, shift-invariant stabilizer generators, and the columns of each submatrix correspond to the  $n$  physical qubits in a frame. The tuple  $(x_{ij}(k)|z_{ij}(k))$  denotes the Pauli operator on the  $j$ th qubit of the  $i$ th generator in the  $k$ th frame. The operator  $D^k$  delays the Pauli operators by  $k$  frames or  $kn$  qubits. For example, the row  $[1 \ 1+D \mid D \ 1+D^2]$  represents the generator  $X_1 Y_2 Z_3 \tilde{X}_4 Z_6$  and its shifts.

Like block codes, operations on the check matrix correspond to generator operations, such as swapping rows (relabeling generators), adding two rows (multiplying generators), and swapping columns in both submatrices (relabeling qubits). Additionally, multiplying row  $g_i(D)$  by  $D^k$  delays the generator by  $k$  frames. Both  $g_i(D)$  and  $D^k g_i(D)$  independently act as generators of the convolutional code. The inverse operator  $D^{-k}$  moves the generator forward by  $k$  frames. We limit the forward movement to be finite but allow unrestricted delays. Combining shift and addition operations produces convoluted generators, represented by  $f(D)g_i(D)$ , where  $f(D) = \sum_{i=d}^{\infty} f_i D^i$  is a Laurent series,  $f_i$  is a binary number, and  $d$  is a lower bounded integer. Note that  $f(D)$  can be expressed as  $\frac{p(D)}{q(D)}$ , where  $p(D)$  and  $q(D)$  are polynomials. For example,  $\frac{1}{1+D} = 1 + D + D^2 + \dots$  is a Laurent series. Similarly,  $f(D^{-1})$  also forms a Laurent series. Two generators  $g_i(D) = (\mathbf{x}_i(D)|\mathbf{z}_i(D))$  and  $g_j(D) = (\mathbf{x}_j(D)|\mathbf{z}_j(D))$  commute if and only if their

symplectic inner product is zero, given by

$$\mathbf{x}_i(D) \mathbf{z}_j^T(D^{-1}) + \mathbf{z}_i(D) \mathbf{x}_j^T(D^{-1}) = 0. \quad (12)$$

Deriving the standard form of the check matrix  $\mathbf{G}(D)$  for convolutional codes involves Gaussian elimination and column permutations, similar to block codes. The standard form is given by

$$\left[ \begin{array}{ccc|ccc} \mathbf{I} & \mathbf{A}_1(D) & \mathbf{A}_2(D) & \mathbf{B}(D) & \mathbf{0} & \mathbf{C}(D) \\ \mathbf{0} & \mathbf{0} & \mathbf{0} & \mathbf{D}(D) & \mathbf{I} & \mathbf{E}(D) \end{array} \right],$$

where the submatrices conform to the dimensions specified in Equation 3. Here,  $\mathbf{I}$  is the identity matrix, and other submatrices contain Laurent series in  $D$ . Logical operators are defined as

$$L_X(D) = [\mathbf{0} \ \mathbf{E}^T(D^{-1}) \ \mathbf{I} \mid \mathbf{C}^T(D^{-1}) \ \mathbf{0} \ \mathbf{0}], \\ L_Z(D) = [\mathbf{0} \ \mathbf{0} \ \mathbf{0} \mid \mathbf{A}_2^T(D^{-1}) \ \mathbf{0} \ \mathbf{I}]. \quad (13)$$

We can verify the commutativity of these operators with the stabilizers using Equation 12. For convenience, we denote  $\mathbf{A}'(D) = \mathbf{A}_2^T(D^{-1})$ ,  $\mathbf{C}'(D) = \mathbf{C}^T(D^{-1})$ , and  $\mathbf{E}'(D) = \mathbf{E}^T(D^{-1})$ . Generally, the entries of these submatrices are Laurent series, but we assume them to be finite Laurent polynomials. This assumption holds if Gaussian elimination is performed optimally. For cases involving entries as Laurent series, pre-shared Bell states can facilitate decoding with asymptotically zero overhead. These Bell states can be obtained from previous entanglement distillation. For more details, see Appendix C.

Given that the submatrices  $\mathbf{A}'(D)$ ,  $\mathbf{C}'(D)$ , and  $\mathbf{E}'(D)$  consist of polynomial entries, the measurement-based decoding mirrors the block code method in Section IV. For each frame of  $n$  qubits, we measure the first  $r$  qubits in the  $Z$  basis and the next  $n-k-r$  qubits in the  $X$  basis. The remaining  $k$  qubits form the decoded qubits, with their phases corrected based on measurement outcomes, as given by Equations 10 and 11. Note that since the entries are polynomials, the phases are also influenced by measurements in nearby frames.

We use a rate- $\frac{1}{3}$  quantum convolutional code from [85] to demonstrate the measurement-based protocol. This code encodes one logical qubit into three physical qubits per frame. The stabilizer generators are

$$\begin{array}{cc} X_1 X_2 X_3 & Z_4 Y_5 X_6 \\ Z_1 Z_2 Z_3 & Y_4 X_5 Z_6 \\ & X_4 X_5 X_6 \quad Z_7 Y_8 X_9 \\ & Z_4 Z_5 Z_6 \quad Y_7 X_8 Z_9 \\ & \ddots \end{array},$$

where the qubits are rearranged from the original configuration by permuting  $(1, 2, 3) \rightarrow (2, 3, 1)$ . The check matrix is given by

$$\mathbf{G}(D) = \left[ \begin{array}{ccc|ccc} 1 & 1+D & 1+D & D & D & 0 \\ D & D & 0 & 1+D & 1 & 1+D \end{array} \right].$$

Gaussian elimination (see Appendix D for detailed steps) yields the standard form

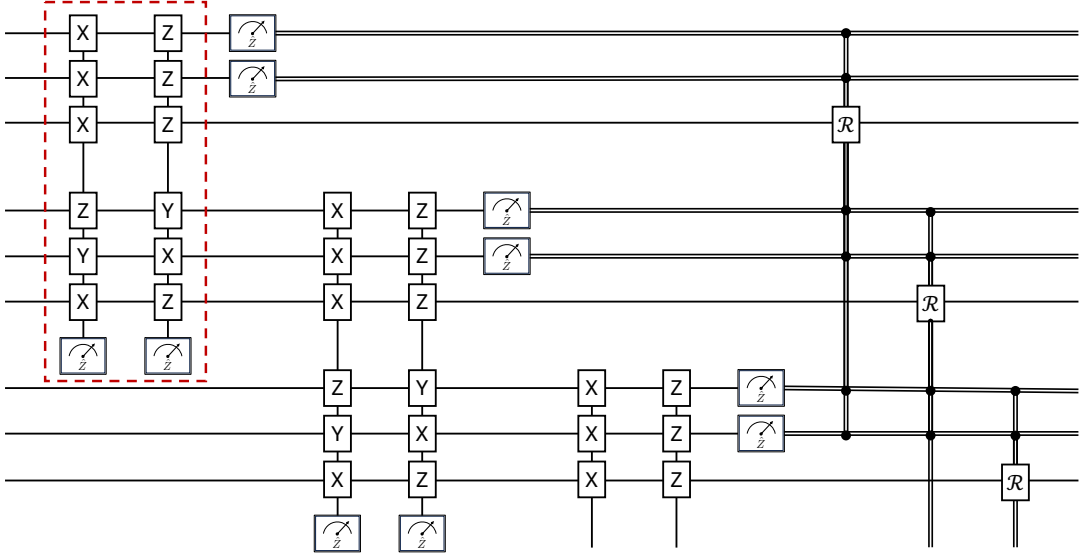


FIG. 4. Alice's circuit for the entanglement distillation protocol using the rate- $\frac{1}{3}$  quantum convolutional code. Each input qubit forms a Bell state with a corresponding qubit on Bob's side. Measured qubits are discarded, and unmeasured output qubits form the distilled Bell states at one-third the input rate. The dashed box indicates two stabilizer measurements per frame.  $\mathcal{R}$  represents a recovery Pauli operator conditioned on single-qubit measurement outcomes. Bob's circuit mirrors Alice's, with recovery gates adjusted based on his measurement outcomes and stabilizer parities from both sides.

$$\left[ \begin{array}{ccc|ccc} 1 & 0 & D^{-1} + 1 & D^{-2} & D^{-2} + D^{-1} + 1 & D^{-2} + 1 \\ 0 & 1 & D^{-1} + 1 & D^{-2} + D^{-1} + 1 & D^{-2} + 1 & D^{-2} + D^{-1} \end{array} \right]. \quad (14)$$

According to Equation 13, the logical operators are defined as

$$\begin{aligned} X_L &= [0 \ 0 \ 1 \mid 1 + D^2 \ D + D^2 \ 0], \\ Z_L &= [0 \ 0 \ 0 \mid 1 + D \ 1 + D \ 1]. \end{aligned} \quad (15)$$

The logical qubit depends on qubits in the current and next two frames. Decoding involves measuring first two qubits in the  $Z$  basis and identifying the third qubit as the decoded physical qubit in each frame. In the  $k$ th frame, the post-measurement logical operators are given by

$$\begin{aligned} X_L(k) &= (-1)^{x(k)} X_{3k}, \\ Z_L(k) &= (-1)^{z(k)} Z_{3k}, \end{aligned}$$

with phases determined by

$$\begin{aligned} x(k) &= z_{3k-2} + z_{3k+2} + z_{3k+4} + z_{3k+5}, \\ z(k) &= z_{3k-2} + z_{3k-1} + z_{3k+1} + z_{3k+2}, \end{aligned}$$

where  $z_i$  is the measurement outcome of the  $i$ th qubit. These phases are then corrected using Pauli operators.

Figure 4 shows Alice's circuit for the entanglement distillation protocol using the rate- $\frac{1}{3}$  quantum convolutional code. Each input qubit forms a Bell state with a corresponding qubit on Bob's side. Unmeasured output qubits result in distilled Bell states at one-third the

input rate. The setup includes stabilizer measurements, measurement-based decoding, and conditional phase recovery gates. Alice sends her stabilizer measurement outcomes to Bob. Bob's circuit mirrors Alice's but includes additional error correction. His phase recovery gates are adjusted based on his single-qubit measurement outcomes and the error syndrome [100, 104], which is derived by comparing stabilizer parities from both Alice and Bob.

We compare the circuit complexity of our method with the unitary method described from [86] for the rate- $\frac{1}{3}$  convolutional code. Our circuit on one side has a depth of 4, using 12 two-qubit gates per frame, with the longest two-qubit gate spanning 2 frames. The unitary decoding circuit, constrained by the non-catastrophic requirement, has a depth of 11 and 14 two-qubit gates per frame, with the longest gate spanning 3 frames. Thus, our method is simpler. While this code is a relatively basic convolutional code, longer convolutional codes can be preferred for better performance, where our method may offer further advantages. However, comparing general convolutional codes remains an open question, requiring theoretical complexity analysis of their unitary encoding circuits.

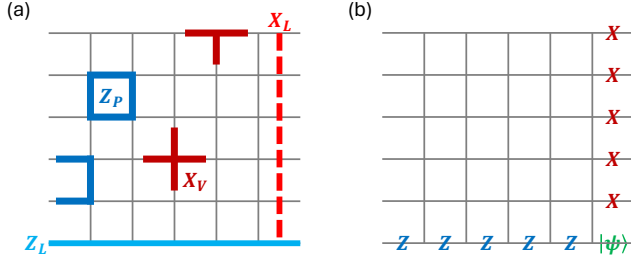


FIG. 5. Planar code on a  $6 \times 6$  lattice where each edge represents a physical qubit. (a) Vertex and boundary vertex stabilizers consist of  $X$  operators. Plaquette and boundary plaquette stabilizers consist of  $Z$  operators. Dashed and solid lines indicate logical operators  $X_L$  and  $Z_L$ , respectively. (b) Decoding involves single-qubit measurements targeting logical  $X_L$  and  $Z_L$  operators, excluding the intersecting qubit, which is identified as the decoded qubit.

### VI. APPLICATION III: EFFICIENT FAULT-TOLERANT ENCODING AND DECODING FOR QLDPC CODES

We propose an efficient fault-tolerant protocol for encoding and decoding quantum states in quantum computing, using stabilizer entanglement distillation and quantum teleportation. This scheme is particularly effective for quantum low-density parity-check (qLDPC) codes [78] and surface codes [79, 80]. The stabilizer generators of these codes can be measured using a constant-depth circuit, as each check operator acts on a constant number of qubits [79, 105–107]. Logical operators, including single-qubit Hadamard, phase, and CNOT gates, can also be implemented with constant-depth circuits [108–110]. These combined operations support encoding and decoding circuits with constant depth. Our method surpasses the well-known limitation in encoding surface codes, which states that the depth of the unitary encoding circuit is low bounded by  $O(\log(n))$  without classical communication [82, 83], where  $n$  is the number of physical qubits.

Our protocol involves generating a resource physical-logical Bell state, represented by

$$|\Phi_R\rangle = \frac{1}{\sqrt{2}} (|0\rangle_A |0_L\rangle_B + |1\rangle_A |1_L\rangle_B),$$

where 0 and 1 represent physical states, and  $0_L$  and  $1_L$  represent logical states. Even though the physical qubits may reside in the same quantum computer, they are divided into two groups labeled Alice and Bob for clarity. The system uses a surface code on an  $L \times L$  square lattice, with Alice's and Bob's qubits placed on separate but interconnected layers. The protocol is outlined as follows:

1. All qubits start in the state  $|0\rangle^{\otimes n}$ . Alice and Bob apply transversal gates to generate  $n$  Bell states between their qubits.

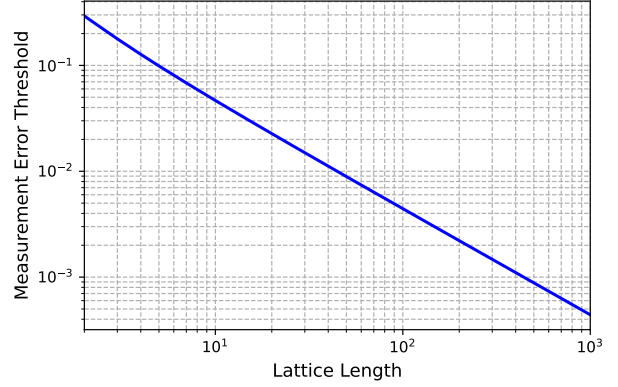


FIG. 6. Measurement error threshold as a function of lattice length  $L$  for the efficient fault-tolerant encoding and decoding of a  $L \times L$  planar code.

2. Alice and Bob measure the code stabilizers on their qubits, projecting the physical Bell states into a logical Bell state.
3. Alice communicates her stabilizer parities to Bob, who performs error correction based on the error syndrome.
4. Alice uses single-qubit measurement decoding on her logical qubit, yielding the resource physical-logical Bell state  $|\Phi_R\rangle$ .
5. To encode a state, Alice teleports the physical state to Bob by Bell measurement and classical communication. To decode a state, Bob teleports the logical state back to Alice through logical Bell measurement and classical communication.

All steps operate within a constant circuit depth, enabling efficient encoding and decoding. For example, Figure 5 illustrates stabilizers, logical operators, and decoding measurements for a planar code with parameters  $[[2L^2 - 2L + 1, 1, L]]$ . Note that decoding measurements are not unique. Single-qubit measurements can target any logical  $X_L$  and  $Z_L$  operators, except for the intersecting qubit, which is identified as the decoded qubit [111].

In the presence of noise, all operations except measurement-based decoding can be applied fault-tolerantly, as in conventional quantum computing. The decoding challenge arises from accumulated errors in the phase corrections, which are based on the sum of single-qubit measurement outcomes. We model these errors using a noisy channel on the resource states, with an error probability of

$$P_L = \frac{3}{4} - \frac{1}{2} (1 - 2p)^{L-1} - \frac{1}{4} (1 - 2p)^{2(L-1)},$$

where  $p$  is the error probability of a single-qubit measurement, and  $L$  is the lattice length (see Appendix E



Applying an operator  $M = \sum_{pq} M_{pq} |p\rangle\langle q|$  to Alice's qubits yields

$$\begin{aligned} (M \otimes I) |\Phi_n^+\rangle &= \frac{1}{\sqrt{2^n}} \sum_x \sum_p M_{xp} |p\rangle_A |x\rangle_B \\ &= \frac{1}{\sqrt{2^n}} \sum_p |p\rangle_A \left( \sum_x (M^T)_{px} |x\rangle_B \right) \\ &= \frac{1}{\sqrt{2^n}} \sum_p |p\rangle_A M^T |p\rangle_B, \end{aligned}$$

where we use  $M_{xp} = (M^T)_{px}$ . Therefore, we have the Bell-state matrix identity

$$(M \otimes I) |\Phi_n^+\rangle = (I \otimes M^T) |\Phi_n^+\rangle.$$

For Pauli operators,  $X^T = X$ ,  $Z^T = Z$ , and  $Y^T = -Y$ .

### Appendix B: Integrating Stabilizer Measurements, Error Correction, and Decoding

The entanglement distillation protocol can be enhanced by integrating stabilizer measurements, error correction, and decoding. We consider Bob's side, with Alice following a similar strategy.

First, we explain the integration of error correction and decoding. Bob computes the error syndrome  $\mathbf{c} = \mathbf{s}_A \oplus \mathbf{s}_B$ , where  $\mathbf{s}_A$  are the stabilizer parities received from Alice, and  $\mathbf{s}_B$  are from Bob's stabilizer measurements. He determines the recovery operation as

$$\mathcal{F}^{(\mathbf{c})} = \bigotimes_{j=1}^n F_j^{(\mathbf{c})},$$

with  $F_j^{(\mathbf{c})}$  as the Pauli operator on the  $j$ th qubit. For measurement-based decoding, Bob measures his first  $r$  qubits in the  $Z$  basis and the next  $n-k-r$  qubits in the  $X$  basis, resulting in decoding parities  $\mathbf{b} = b_1 b_2 \dots b_{n-k}$ . He then applies Pauli operators to the last  $k$  qubits to adjust their phases, given by

$$\mathcal{D}^{(\mathbf{b})} = \bigotimes_{j=1}^r P_Z^{(b_j)} \bigotimes_{j=r+1}^{n-k} P_X^{(b_j)} \bigotimes_{j=n-k+1}^n D_j^{(\mathbf{b})},$$

where  $P_X^{(b_j)}$  and  $P_Z^{(b_j)}$  are projectors with measurement outcome  $b_j$ , and  $D_j^{(\mathbf{b})}$  is a Pauli operator on the  $j$ th qubit to adjust its phase. Conventionally, Bob performs error correction and decoding sequentially as  $\mathcal{D}^{(\mathbf{b})} \circ \mathcal{F}^{(\mathbf{c})}$ . However, he can reorder these operations as

$$\bigotimes_{j=1}^r F_j^{(\mathbf{c})} P_Z^{(b'_j)} \bigotimes_{j=r+1}^{n-k} F_j^{(\mathbf{c})} P_X^{(b'_j)} \bigotimes_{j=n-k+1}^n D_j^{(\mathbf{b})} F_j^{(\mathbf{c})}.$$

If the projector commutes with  $F_j^{(\mathbf{c})}$ , then  $b'_j = b_j$ ; otherwise,  $b'_j = b_j \oplus 1$ . Once  $\mathbf{b}'$  is computed, Bob discards the

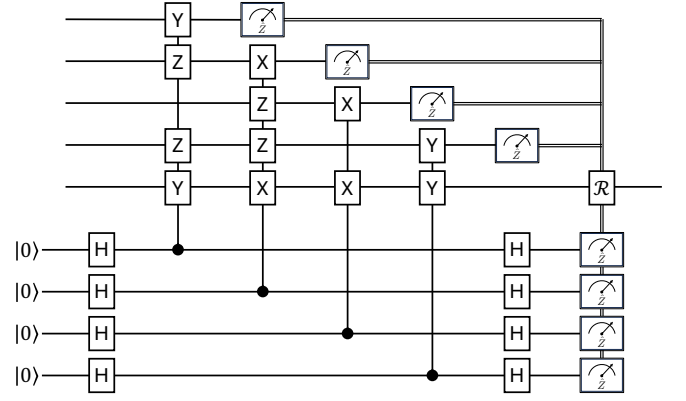


FIG. 7. Circuit implementing stabilizer measurements, decoding, and error correction using the  $[[5, 1, 3]]$  code.  $\mathcal{R}$  represents a recovery Pauli operator conditioned on the measurement outcomes.

first  $n-k$  qubits. Thus, error correction and decoding can be integrated into a single operation

$$\mathcal{R}^{(\mathbf{b}, \mathbf{c})} = \bigotimes_{j=1}^r P_Z^{(b_j)} \bigotimes_{j=r+1}^{n-k} P_X^{(b_j)} \bigotimes_{j=n-k+1}^n R_j^{(\mathbf{b}', \mathbf{c})},$$

where  $R_j^{(\mathbf{b}', \mathbf{c})} = D_j^{(\mathbf{b}')} F_j^{(\mathbf{c})}$  represents a Pauli operator on the  $j$ th qubit.

We can integrate stabilizer measurements with single-qubit measurement decoding. Consider a stabilizer code in its standard form. The  $i$ th generator, for  $i < r$ , consists of a single bit flip on the  $i$ th qubit. After measuring  $g_i$ , the following stabilizer and single-qubit measurements use only Pauli- $Z$ s on the  $i$ th qubit. This allows us to replace  $Z_i$  in these stabilizers with its measurement outcome, reducing the number of two-qubit gates.

For example, consider the  $[[5, 1, 3]]$  code. Its stabilizer generators are

$$\begin{array}{ccccc} Y & Z & I & Z & Y \\ I & X & Z & Z & X \\ Z & Z & X & I & X \\ Z & I & Z & Y & Y \end{array}.$$

We can integrate stabilizer measurements and single-qubit measurement decoding into a circuit as shown in Figure 7. This circuit yields both stabilizer parities and decoding parities. Using this information, Bob can determine the recovery operators for his last  $k$  qubits, resulting in distilled Bell states.

### Appendix C: Decoding Quantum Convolutional Codes with Laurent Series

Given the standard form of logical operators for quantum convolutional codes in Equation 13, the matrix entries are generally Laurent series. A Laurent series



$f(D^{-1})$  can be expressed as  $\frac{p(D)}{q(D)}$ , where  $p(D)$  and  $q(D)$  are polynomials. Thus, the logical operators can be represented as

$$L_X(D) = \frac{1}{Q(D)} [\mathbf{0} \ E'(D) \ Q(D) | C'(D) \ \mathbf{0} \ \mathbf{0}] ,$$

$$L_Z(D) = \frac{1}{Q(D)} [\mathbf{0} \ \mathbf{0} \ \mathbf{0} | A'(D) \ \mathbf{0} \ Q(D)] ,$$

where  $Q(D)$  is the least common multiple of the denominators of all entries, also a polynomial. For convenience, we define

$$\begin{aligned} Q(D) &= Q(D) \mathbf{I} , \\ A'(D) &= Q(D) A_2^T (D^{-1}) , \\ C'(D) &= Q(D) C^T (D^{-1}) , \\ E'(D) &= Q(D) E^T (D^{-1}) . \end{aligned}$$

Multiplying the matrix of the logical operators by  $Q(D)$ , we obtain a new set of logical operators

$$\begin{aligned} L'_X(D) &= [\mathbf{0} \ E'(D) \ Q(D) | C'(D) \ \mathbf{0} \ \mathbf{0}] , \\ L'_Z(D) &= [\mathbf{0} \ \mathbf{0} \ \mathbf{0} | A'(D) \ \mathbf{0} \ Q(D)] , \end{aligned}$$

where all entries are finite Laurent polynomials.

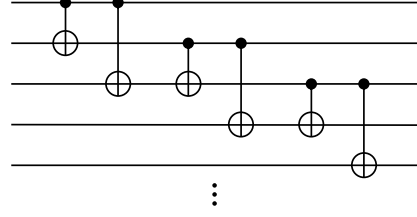
Single-qubit measurement decoding applies to these logical operators, decoupling different logical qubits while qubits within the same logical qubit remain coupled. Their relationship is determined by the polynomial  $Q(D)$ . Given  $Q(D) = \sum_{l=0}^m q_l D^l$ , the  $i$ th logical operators can be represented by

$$\begin{aligned} X_L^i &= \bigotimes_{l:q_l=1}^m X_{(l+1)n-k+i} , \\ Z_L^i &= \bigotimes_{l:q_l=1}^m Z_{(l+1)n-k+i} . \end{aligned}$$

$$\begin{array}{cc} X_{-1} \otimes X_{-1} , & Z_{-1} \otimes Z_{-1} \\ X_0 \otimes X_0 , & Z_0 \otimes Z_0 \\ X_{-1}X_1X_0X_2X_3 \otimes X_{-1}X_1X_0X_2X_3 , & Z_{-1}Z_1Z_0Z_2Z_3 \otimes Z_{-1}Z_1Z_0Z_2Z_3 \\ X_0X_2X_3X_4 \otimes X_0X_2X_3X_4 , & Z_0Z_2Z_3Z_4 \otimes Z_0Z_2Z_3Z_4 \\ X_3X_4X_5 \otimes X_3X_4X_5 , & Z_3Z_4Z_5 \otimes Z_3Z_4Z_5 \\ \vdots & \vdots \end{array}$$

Alice and Bob perform local parity measurements of  $X_{-1}X_1$ ,  $Z_{-1}Z_1$ ,  $X_0X_2$ , and  $Z_0Z_2$ , resulting in the post-

These operators require further decoding. However, it can be shown that the logical qubit originates from a catastrophic encoding circuit. For example, with  $Q(D) = 1 + D + D^2$ , the logical qubits are encoded by the following circuit



Here, a single-qubit error operator  $X$  can propagate indefinitely through the CNOT gates.

To avoid catastrophic error propagation in decoding logical qubits, we use an entanglement-assisted method. For simplicity, we illustrate this with  $Q(D) = 1 + D + D^2$ , which can be extended to any polynomials. We relabel the relevant qubits and define the logical operators as

$$\begin{aligned} X_L(k) &= X_k X_{k+1} X_{k+2} , \\ Z_L(k) &= Z_k Z_{k+1} Z_{k+2} , \end{aligned}$$

where  $k$  indexes the frames.

Considering logical Bell states shared between Alice and Bob, their stabilizers are

$$\begin{aligned} X_1X_2X_3 \otimes X_1X_2X_3 , \quad Z_1Z_2Z_3 \otimes Z_1Z_2Z_3 \\ X_2X_3X_4 \otimes X_2X_3X_4 , \quad Z_2Z_3Z_4 \otimes Z_2Z_3Z_4 \\ X_3X_4X_5 \otimes X_3X_4X_5 , \quad Z_3Z_4Z_5 \otimes Z_3Z_4Z_5 . \\ \vdots \quad \quad \quad \vdots \end{aligned}$$

The parities of the operators  $X_1 \otimes X_1$ ,  $Z_1 \otimes Z_1$ ,  $X_2 \otimes X_2$ , and  $Z_2 \otimes Z_2$  are unknown. Assuming Alice and Bob have two pre-shared standard Bell states, indexed as  $-1$  and  $0$ , the total stabilizers are

measurement stabilizers

$$\begin{aligned} (-1)^{a_x^1 + a_x^2 + b_x^1 + b_x^2} X_3 \otimes X_3 , \quad (-1)^{a_z^1 + a_z^2 + b_z^1 + b_z^2} Z_3 \otimes Z_3 \\ (-1)^{a_x^2 + b_x^2} X_3X_4 \otimes X_3X_4 , \quad (-1)^{a_z^2 + b_z^2} Z_3Z_4 \otimes Z_3Z_4 \\ X_3X_4X_5 \otimes X_3X_4X_5 , \quad Z_3Z_4Z_5 \otimes Z_3Z_4Z_5 . \\ \vdots \quad \quad \quad \vdots \end{aligned}$$

Here,  $a_x^1$  and  $b_x^1$  are the measurement outcomes of  $X_{-1}X_1$  by Alice and Bob, respectively.  $a_x^2$  and  $b_x^2$  are the outcomes of  $X_0X_2$ ,  $a_z^1$  and  $b_z^1$  are the outcomes of  $Z_{-1}Z_1$ , and  $a_z^2$  and  $b_z^2$  are the outcomes of  $Z_0Z_2$ . By recursively calculating the parities for subsequent physical Bell states, these logical Bell states are decoded.

Errors in parity measurements can propagate indefinitely. To address this, we segment the sequence into blocks of  $N$  frames. Measuring parities independently for each block confines error propagation to a length of  $N$ . For a general polynomial  $Q(D) = \sum_{l=0}^m q_l D^l$ , the entanglement-assisted approach consumes  $m$  pre-shared Bell states and the first  $m$  Bell states per block, yielding  $N - m$  decoded physical Bell states. The overhead, de-

finied as the ratio of consumed to output Bell states, is  $\frac{2m}{N-m}$ , approaching zero as  $N$  increases.

#### Appendix D: Deriving the Standard Form for the Rate-1/3 Convolutional Code

The check matrix of the rate-1/3 quantum convolutional code from [85] is given by

$$\left[ \begin{array}{ccc|ccc} 1+D & 1 & 1+D & 0 & D & D \\ 0 & D & D & 1+D & 1+D & 1 \end{array} \right].$$

We derive its standard form through the following steps:

1. Permute Columns  $(1, 2, 3) \rightarrow (2, 1, 3)$ :

$$\left[ \begin{array}{ccc|ccc} 1 & 1+D & 1+D & D & 0 & D \\ D & 0 & D & 1+D & 1+D & 1 \end{array} \right].$$

2. Row 2  $\rightarrow D^{-1} \times \text{Row 2} + \text{Row 1}$ :

$$\left[ \begin{array}{ccc|ccc} 1 & 1+D & 1+D & D & 0 & D \\ 0 & 1+D & D & D^{-1}+1+D & D^{-1}+1 & D^{-1}+D \end{array} \right].$$

3. Permute Columns  $(1, 2, 3) \rightarrow (1, 3, 2)$ :

$$\left[ \begin{array}{ccc|ccc} 1 & 1+D & 1+D & D & D & 0 \\ 0 & D & 1+D & D^{-1}+1+D & D^{-1}+D & D^{-1}+1 \end{array} \right].$$

4. Row 2  $\rightarrow D^{-1} \times \text{Row 2}$ :

$$\left[ \begin{array}{ccc|ccc} 1 & 1+D & 1+D & D & D & 0 \\ 0 & 1 & D^{-1}+1 & D^{-2}+D^{-1}+1 & D^{-2}+1 & D^{-2}+D^{-1} \end{array} \right].$$

5. Row 1  $\rightarrow \text{Row 1} + (1+D) \times \text{Row 2}$ :

$$\left[ \begin{array}{ccc|ccc} 1 & 0 & D^{-1}+1 & D^{-2} & D^{-2}+D^{-1}+1 & D^{-2}+1 \\ 0 & 1 & D^{-1}+1 & D^{-2}+D^{-1}+1 & D^{-2}+1 & D^{-2}+D^{-1} \end{array} \right].$$

This process results in the standard form as specified in Equation 14. Note that during Gaussian elimination, multiplication factors representing finite shifts are preferred. Using a Laurent series as a multiplication factor, such as  $\frac{1}{1+D} = 1 + D + D^2 + \dots$ , can result in a standard form consisting of Laurent series entries, increasing decoding complexity. There is no general algorithm, to our knowledge, that guarantees producing a standard form consisting solely of polynomial entries.

#### Appendix E: Modeling Errors in Measurement-Based Decoding

In measurement-based decoding, Pauli operators in logical operators are replaced by their measurement outcomes

$$\begin{aligned} X_L^i &= (-1)^{\alpha_x^i} X_{n-k+i}, \\ Z_L^i &= (-1)^{\alpha_z^i} Z_{n-k+i}, \end{aligned}$$

where  $\alpha_x^I = \sum_{j:C_{ij}^T=1} a_j + \sum_{j:E_{ij}^T=1} a_{r+j}$  and  $\alpha_z^i = \sum_{j:(A_2^T)_{ij}=1} a_j$ , as defined in Equations 10 and 11. Noise from single-qubit measurements leads to phase errors.  $\alpha_x^i$  errors yield a  $Z$  error,  $\alpha_z^i$  errors yield an  $X$  error, and

errors in both  $\alpha_x^i$  and  $\alpha_z^i$  yield a  $Y$  error on the decoded qubit.

We can derive the error probability for a qubit decoded from a planar code on an  $L \times L$  lattice using induction. To decode the logical  $X_L$  operator,  $L - 1$  qubits are measured in the  $X$  basis along a horizontal line. The error probability of the parity sum for  $k$  qubits is given by

$$q_k = (1 - p) \cdot q_{k-1} + p \cdot (1 - q_{k-1}) ,$$

where  $p$  is the error probability of a single-qubit measurement, and  $q_{k-1}$  is the error probability of the parity sum for  $k - 1$  qubits. We obtain

$$q_k = \frac{1}{2} - \frac{1}{2}(1 - 2p)^k .$$

The effective error arises when parities on logical  $X_L$  or  $Z_L$  operators are incorrect, with a probability of  $2q_k - q_k^2$ . Let  $k = L - 1$  for decoding a planar code on an  $L \times L$  lattice, the error probability is given by

$$P_L = \frac{3}{4} - \frac{1}{2}(1 - 2p)^{L-1} - \frac{1}{4}(1 - 2p)^{2(L-1)} .$$

- 
- [1] S. Wehner, D. Elkouss, and R. Hanson, Quantum internet: A vision for the road ahead, *Science* **362**, eaam9288 (2018).
  - [2] D. Awschalom, K. K. Berggren, H. Bernien, S. Bhave, L. D. Carr, P. Davids, S. E. Economou, D. Englund, A. Faraon, M. Fejer, S. Guha, M. V. Gustafsson, E. Hu, L. Jiang, J. Kim, B. Korzh, P. Kumar, P. G. Kwiat, M. Lončar, M. D. Lukin, D. A. Miller, C. Monroe, S. W. Nam, P. Narang, J. S. Orcutt, M. G. Raymer, A. H. Safavi-Naeini, M. Spiropulu, K. Srinivasan, S. Sun, J. Vučković, E. Waks, R. Walsworth, A. M. Weiner, and Z. Zhang, Development of quantum interconnects (quics) for next-generation information technologies, *PRX Quantum* **2**, 017002 (2021).
  - [3] K. Azuma, S. E. Economou, D. Elkouss, P. Hilaire, L. Jiang, H.-K. Lo, and I. Tzitrin, Quantum repeaters: From quantum networks to the quantum internet, *Rev. Mod. Phys.* **95**, 045006 (2023).
  - [4] Z. Li, K. Xue, J. Li, L. Chen, R. Li, Z. Wang, N. Yu, D. S. L. Wei, Q. Sun, and J. Lu, Entanglement-assisted quantum networks: Mechanics, enabling technologies, challenges, and research directions, *IEEE Communications Surveys & Tutorials* **25**, 2133 (2023).
  - [5] V. Giovannetti, S. Lloyd, and L. Maccone, Advances in quantum metrology, *Nature Photonics* **5**, 222 (2011).
  - [6] D. Gottesman, T. Jennewein, and S. Croke, Longer-baseline telescopes using quantum repeaters, *Phys. Rev. Lett.* **109**, 070503 (2012).
  - [7] G. Tóth and I. Apellaniz, Quantum metrology from a quantum information science perspective, *Journal of Physics A: Mathematical and Theoretical* **47**, 424006 (2014).
  - [8] L. Pezzè, A. Smerzi, M. K. Oberthaler, R. Schmied, and P. Treutlein, Quantum metrology with nonclassical states of atomic ensembles, *Rev. Mod. Phys.* **90**, 035005 (2018).
  - [9] D. Gottesman and I. L. Chuang, Demonstrating the viability of universal quantum computation using teleportation and single-qubit operations, *Nature* **402**, 390 (1999).
  - [10] W. Dür and H.-J. Briegel, Entanglement purification for quantum computation, *Phys. Rev. Lett.* **90**, 067901 (2003).
  - [11] H. J. Briegel, D. E. Browne, W. Dür, R. Raussendorf, and M. Van den Nest, Measurement-based quantum computation, *Nature Physics* **5**, 19 (2009).
  - [12] Y. Li and S. C. Benjamin, High threshold distributed quantum computing with three-qubit nodes, *New Journal of Physics* **14**, 093008 (2012).
  - [13] X.-M. Hu, Y. Guo, B.-H. Liu, C.-F. Li, and G.-C. Guo, Progress in quantum teleportation, *Nature Reviews Physics* **5**, 339 (2023).
  - [14] H.-J. Briegel, W. Dür, J. I. Cirac, and P. Zoller, Quantum repeaters: The role of imperfect local operations in quantum communication, *Phys. Rev. Lett.* **81**, 5932 (1998).
  - [15] W. Dür, H.-J. Briegel, J. I. Cirac, and P. Zoller, Quantum repeaters based on entanglement purification, *Phys. Rev. A* **59**, 169 (1999).
  - [16] L. Jiang, J. M. Taylor, K. Nemoto, W. J. Munro, R. Van Meter, and M. D. Lukin, Quantum repeater with encoding, *Phys. Rev. A* **79**, 032325 (2009).
  - [17] S. Muralidharan, J. Kim, N. Lütkenhaus, M. D. Lukin, and L. Jiang, Ultrafast and fault-tolerant quantum communication across long distances, *Phys. Rev. Lett.* **112**, 250501 (2014).
  - [18] K. Azuma, K. Tamaki, and H.-K. Lo, All-photonic quantum repeaters, *Nature Communications* **6**, 6787 (2015).
  - [19] C. H. Bennett, G. Brassard, S. Popescu, B. Schumacher, J. A. Smolin, and W. K. Wootters, Purification of noisy entanglement and faithful teleportation via noisy channels, *Phys. Rev. Lett.* **76**, 722 (1996).
  - [20] C. H. Bennett, D. P. DiVincenzo, J. A. Smolin, and W. K. Wootters, Mixed-state entanglement and quantum error correction, *Phys. Rev. A* **54**, 3824 (1996).
  - [21] D. Deutsch, A. Ekert, R. Jozsa, C. Macchiavello, S. Popescu, and A. Sanpera, Quantum privacy amplification and the security of quantum cryptography over noisy channels, *Phys. Rev. Lett.* **77**, 2818 (1996).
  - [22] F. Verstraete, J. Dehaene, and B. DeMoor, Local filtering operations on two qubits, *Phys. Rev. A* **64**, 010101 (2001).
  - [23] L.-M. Duan, G. Giedke, J. I. Cirac, and P. Zoller, Entanglement purification of gaussian continuous variable quantum states, *Phys. Rev. Lett.* **84**, 4002 (2000).
  - [24] J.-W. Pan, C. Simon, Č. Brukner, and A. Zeilinger, Entanglement purification for quantum communication,

- Nature* **410**, 1067 (2001).
- [25] M. Zwerger, W. Dür, and H. J. Briegel, Measurement-based quantum repeaters, *Phys. Rev. A* **85**, 062326 (2012).
  - [26] M. Zwerger, H. J. Briegel, and W. Dür, Universal and optimal error thresholds for measurement-based entanglement purification, *Phys. Rev. Lett.* **110**, 260503 (2013).
  - [27] P.-S. Yan, L. Zhou, W. Zhong, and Y.-B. Sheng, Advances in quantum entanglement purification, *Science China Physics, Mechanics & Astronomy* **66**, 250301 (2023).
  - [28] J.-W. Pan, S. Gasparoni, R. Ursin, G. Weihs, and A. Zeilinger, Experimental entanglement purification of arbitrary unknown states, *Nature* **423**, 417 (2003).
  - [29] A. Ourjoumtsev, A. Dantan, R. Tualle-Brouiri, and P. Grangier, Increasing entanglement between gaussian states by coherent photon subtraction, *Phys. Rev. Lett.* **98**, 030502 (2007).
  - [30] H. Takahashi, J. S. Neergaard-Nielsen, M. Takeuchi, M. Takeoka, K. Hayasaka, A. Furusawa, and M. Sasaki, Entanglement distillation from gaussian input states, *Nature Photonics* **4**, 178 (2010).
  - [31] Y.-S. Kim, J.-C. Lee, O. Kwon, and Y.-H. Kim, Protecting entanglement from decoherence using weak measurement and quantum measurement reversal, *Nature Physics* **8**, 117 (2012).
  - [32] N. Kalb, A. A. Reiserer, P. C. Humphreys, J. J. W. Bakermans, S. J. Kamerling, N. H. Nickerson, S. C. Benjamin, D. J. Twitchen, M. Markham, and R. Hanson, Entanglement distillation between solid-state quantum network nodes, *Science* **356**, 928 (2017).
  - [33] X.-M. Hu, C.-X. Huang, Y.-B. Sheng, L. Zhou, B.-H. Liu, Y. Guo, C. Zhang, W.-B. Xing, Y.-F. Huang, C.-F. Li, and G.-C. Guo, Long-distance entanglement purification for quantum communication, *Phys. Rev. Lett.* **126**, 010503 (2021).
  - [34] S. Ecker, P. Sohr, L. Bulla, M. Huber, M. Bohmann, and R. Ursin, Experimental single-copy entanglement distillation, *Phys. Rev. Lett.* **127**, 040506 (2021).
  - [35] C.-X. Huang, X.-M. Hu, B.-H. Liu, L. Zhou, Y.-B. Sheng, C.-F. Li, and G.-C. Guo, Experimental one-step deterministic polarization entanglement purification, *Science Bulletin* **67**, 593 (2022).
  - [36] C. Liu, T. Tu, P.-Y. Li, X. Liu, X.-Y. Zhu, Z.-Q. Zhou, C.-F. Li, and G.-C. Guo, Towards entanglement distillation between atomic ensembles using high-fidelity spin operations, *Communications Physics* **5**, 67 (2022).
  - [37] H. Yan, Y. Zhong, H.-S. Chang, A. Bienfait, M.-H. Chou, C. R. Conner, E. Dumur, J. Grebel, R. G. Povey, and A. N. Cleland, Entanglement purification and protection in a superconducting quantum network, *Phys. Rev. Lett.* **128**, 080504 (2022).
  - [38] W. Cai, X. Mu, W. Wang, J. Zhou, Y. Ma, X. Pan, Z. Hua, X. Liu, G. Xue, H. Yu, H. Wang, Y. Song, C.-L. Zou, and L. Sun, Protecting entanglement between logical qubits via quantum error correction, *Nature Physics* **10.1038/s41567-024-02446-8** (2024).
  - [39] M. Muraio, M. B. Plenio, S. Popescu, V. Vedral, and P. L. Knight, Multiparticle entanglement purification protocols, *Phys. Rev. A* **57**, R4075 (1998).
  - [40] W. Dür, H. Aschauer, and H.-J. Briegel, Multiparticle entanglement purification for graph states, *Phys. Rev. Lett.* **91**, 107903 (2003).
  - [41] H. Aschauer, W. Dür, and H.-J. Briegel, Multiparticle entanglement purification for two-colorable graph states, *Phys. Rev. A* **71**, 012319 (2005).
  - [42] M. Hein, W. Dür, J. Eisert, R. Raussendorf, M. V. den Nest, and H. J. Briegel, Entanglement in graph states and its applications (2006), [arXiv:quant-ph/0602096](https://arxiv.org/abs/quant-ph/0602096) [quant-ph].
  - [43] C. Kruszynska, A. Miyake, H. J. Briegel, and W. Dür, Entanglement purification protocols for all graph states, *Phys. Rev. A* **74**, 052316 (2006).
  - [44] Y. Sheng, J. Pan, R. Guo, L. Zhou, and L. Wang, Efficient n-particle w state concentration with different parity check gates, *Science China Physics, Mechanics & Astronomy* **58**, 1 (2015).
  - [45] S. de Bone, R. Ouyang, K. Goodenough, and D. Elkouss, Protocols for creating and distilling multipartite ghz states with bell pairs, *IEEE Transactions on Quantum Engineering* **1**, 1 (2020).
  - [46] L. Zhou, Z.-K. Liu, Z.-X. Xu, Y.-L. Cui, H.-J. Ran, and Y.-B. Sheng, Economical multi-photon polarization entanglement purification with bell state, *Quantum Information Processing* **20**, 257 (2021).
  - [47] J. Miguel-Ramiro, F. Riera-Sàbat, and W. Dür, Quantum repeater for  $w$  states, *PRX Quantum* **4**, 040323 (2023).
  - [48] L. Vandré and O. Gühne, Entanglement purification of hypergraph states, *Phys. Rev. A* **108**, 062417 (2023).
  - [49] M. Zwerger, H. J. Briegel, and W. Dür, Robustness of hashing protocols for entanglement purification, *Phys. Rev. A* **90**, 012314 (2014).
  - [50] M. Horodecki and P. Horodecki, Reduction criterion of separability and limits for a class of distillation protocols, *Phys. Rev. A* **59**, 4206 (1999).
  - [51] G. Alber, A. Delgado, N. Gisin, and I. Jex, Efficient bipartite quantum state purification in arbitrary dimensional hilbert spaces, *Journal of Physics A: Mathematical and General* **34**, 8821 (2001).
  - [52] K. G. H. Vollbrecht and M. M. Wolf, Efficient distillation beyond qubits, *Phys. Rev. A* **67**, 012303 (2003).
  - [53] Y. W. Cheong, S.-W. Lee, J. Lee, and H.-W. Lee, Entanglement purification for high-dimensional multipartite systems, *Phys. Rev. A* **76**, 042314 (2007).
  - [54] Y.-B. Sheng and F.-G. Deng, Deterministic entanglement purification and complete nonlocal bell-state analysis with hyperentanglement, *Phys. Rev. A* **81**, 032307 (2010).
  - [55] J. Miguel-Ramiro and W. Dür, Efficient entanglement purification protocols for  $d$ -level systems, *Phys. Rev. A* **98**, 042309 (2018).
  - [56] K. G. H. Vollbrecht and F. Verstraete, Interpolation of recurrence and hashing entanglement distillation protocols, *Phys. Rev. A* **71**, 062325 (2005).
  - [57] Z. Luo and I. Devetak, Efficiently implementable codes for quantum key expansion, *Phys. Rev. A* **75**, 010303 (2007).
  - [58] M. M. Wilde, H. Krovi, and T. A. Brun, Convolutional entanglement distillation, in *2010 IEEE International Symposium on Information Theory* (2010) pp. 2657–2661.
  - [59] F. Riera-Sàbat, P. Sekatski, A. Pirker, and W. Dür, Entanglement-assisted entanglement purification, *Phys. Rev. Lett.* **127**, 040502 (2021).
  - [60] F. Riera-Sàbat, P. Sekatski, A. Pirker, and W. Dür, Entanglement purification by counting and locating er-

- rors with entangling measurements, *Phys. Rev. A* **104**, 012419 (2021).
- [61] J. Dehaene, M. Van den Nest, B. De Moor, and F. Verstraete, Local permutations of products of bell states and entanglement distillation, *Phys. Rev. A* **67**, 022310 (2003).
- [62] S. Jansen, K. Goodenough, S. de Bone, D. Gijswijt, and D. Elkouss, Enumerating all bilocal Clifford distillation protocols through symmetry reduction, *Quantum* **6**, 715 (2022).
- [63] F. Rozpedek, T. Schiet, L. P. Thinh, D. Elkouss, A. C. Doherty, and S. Wehner, Optimizing practical entanglement distillation, *Phys. Rev. A* **97**, 062333 (2018).
- [64] S. Krastanov, V. V. Albert, and L. Jiang, Optimized Entanglement Purification, *Quantum* **3**, 123 (2019).
- [65] J. Walln fer, A. A. Melnikov, W. D r, and H. J. Briegel, Machine learning for long-distance quantum communication, *PRX Quantum* **1**, 010301 (2020).
- [66] X. Zhao, B. Zhao, Z. Wang, Z. Song, and X. Wang, Practical distributed quantum information processing with locnet, *npj Quantum Information* **7**, 159 (2021).
- [67] S. Krastanov, A. S. de la Cerda, and P. Narang, Heterogeneous multipartite entanglement purification for size-constrained quantum devices, *Phys. Rev. Res.* **3**, 033164 (2021).
- [68] K. Goodenough, S. de Bone, V. L. Addala, S. Krastanov, S. Jansen, D. Gijswijt, and D. Elkouss, Near-term  $n$  to  $k$  distillation protocols using graph codes (2023), [arXiv:2303.11465 \[quant-ph\]](#).
- [69] V. L. Addala, S. Ge, and S. Krastanov, Faster-than-clifford simulations of entanglement purification circuits and their full-stack optimization (2023), [arXiv:2307.06354 \[quant-ph\]](#).
- [70] H. Aschauer, *Quantum communication in noisy environments* (2005).
- [71] W. D r and H. J. Briegel, Entanglement purification and quantum error correction, *Reports on Progress in Physics* **70**, 1381 (2007).
- [72] K. Fujii and K. Yamamoto, Entanglement purification with double selection, *Phys. Rev. A* **80**, 042308 (2009).
- [73] L. Ruan, W. Dai, and M. Z. Win, Adaptive recurrence quantum entanglement distillation for two-kraus-operator channels, *Phys. Rev. A* **97**, 052332 (2018).
- [74] Y. Jing, D. Alsina, and M. Razavi, Quantum key distribution over quantum repeaters with encoding: Using error detection as an effective postselection tool, *Phys. Rev. Appl.* **14**, 064037 (2020).
- [75] N. Rengaswamy, A. Raina, N. Raveendran, and B. Vasi , Ghz distillation using quantum ldpc codes, in *2023 12th International Symposium on Topics in Coding (ISTC)* (2023) pp. 1–5.
- [76] N. Rengaswamy, N. Raveendran, A. Raina, and B. Vasi , Entanglement Purification with Quantum LDPC Codes and Iterative Decoding, *Quantum* **8**, 1233 (2024).
- [77] M. M. Wilde, H. Krovi, and T. A. Brun, Convolutional entanglement distillation (2007), [arXiv:0708.3699 \[quant-ph\]](#).
- [78] N. P. Breuckmann and J. N. Eberhardt, Quantum low-density parity-check codes, *PRX Quantum* **2**, 040101 (2021).
- [79] E. Dennis, A. Kitaev, A. Landahl, and J. Preskill, Topological quantum memory, *Journal of Mathematical Physics* **43**, 4452 (2002).
- [80] A. Kitaev, Fault-tolerant quantum computation by anyons, *Annals of Physics* **303**, 2 (2003).
- [81] D. Gottesman, Stabilizer codes and quantum error correction (1997), [arXiv:quant-ph/9705052 \[quant-ph\]](#).
- [82] S. Bravyi, M. B. Hastings, and F. Verstraete, Lieb-robinson bounds and the generation of correlations and topological quantum order, *Phys. Rev. Lett.* **97**, 050401 (2006).
- [83] D. Aharonov and Y. Touati, Quantum circuit depth lower bounds for homological codes (2018), [arXiv:1810.03912 \[quant-ph\]](#).
- [84] G. Forney and S. Guha, Simple rate-1/3 convolutional and tail-biting quantum error-correcting codes, in *Proceedings. International Symposium on Information Theory, 2005. ISIT 2005.* (2005) pp. 1028–1032.
- [85] G. D. Forney, M. Grassl, and S. Guha, Convolutional and tail-biting quantum error-correcting codes, *IEEE Transactions on Information Theory* **53**, 865 (2007).
- [86] M. Grassl and M. Rotteler, Non-catastrophic encoders and encoder inverses for quantum convolutional codes, in *2006 IEEE International Symposium on Information Theory* (2006) pp. 1109–1113.
- [87] M. Houshmand and M. M. Wilde, Recursive quantum convolutional encoders are catastrophic: A simple proof, *IEEE Transactions on Information Theory* **59**, 6724 (2013).
- [88] D. Bluvstein, S. J. Evered, A. A. Geim, S. H. Li, H. Zhou, T. Manovitz, S. Ebadi, M. Cain, M. Kalinowski, D. Hangleiter, J. P. Bonilla Ataides, N. Maskara, I. Cong, X. Gao, P. Sales Rodriguez, T. Karolyshyn, G. Semeghini, M. J. Gullans, M. Greiner, V. Vuleti , and M. D. Lukin, Logical quantum processor based on reconfigurable atom arrays, *Nature* **626**, 58 (2024).
- [89] Q. Xu, J. P. Bonilla Ataides, C. A. Pattison, N. Raveendran, D. Bluvstein, J. Wurtz, B. Vasi , M. D. Lukin, L. Jiang, and H. Zhou, Constant-overhead fault-tolerant quantum computation with reconfigurable atom arrays, *Nature Physics* **10.1038/s41567-024-02479-z** (2024).
- [90] M. Nielsen and I. Chuang, *Quantum Computation and Quantum Information: 10th Anniversary Edition* (Cambridge University Press, 2010).
- [91] A. R. Calderbank and P. W. Shor, Good quantum error-correcting codes exist, *Phys. Rev. A* **54**, 1098 (1996).
- [92] A. Steane, Multiple-particle interference and quantum error correction, *Proceedings of the Royal Society of London. Series A: Mathematical, Physical and Engineering Sciences* **452**, 2551 (1996).
- [93] S. Aaronson and D. Gottesman, Improved simulation of stabilizer circuits, *Phys. Rev. A* **70**, 052328 (2004).
- [94] D. L. Moehring, M. J. Madsen, K. C. Younge, J. R. N. Kohn, P. Maunz, L.-M. Duan, C. Monroe, and B. B. Blinov, Quantum networking with photons and trapped atoms (invited), *J. Opt. Soc. Am. B* **24**, 300 (2007).
- [95] P. Dhara, D. Englund, and S. Guha, Entangling quantum memories via heralded photonic bell measurement, *Phys. Rev. Res.* **5**, 033149 (2023).
- [96] Y. Shi and E. Waks, Error metric for non-trace-preserving quantum operations, *Phys. Rev. A* **108**, 032609 (2023).
- [97] H. Ollivier and J.-P. Tillich, Description of a quantum convolutional code, *Phys. Rev. Lett.* **91**, 177902 (2003).
- [98] H. Ollivier and J. P. Tillich, Quantum convolutional



- codes: fundamentals (2004), [arXiv:quant-ph/0401134 \[quant-ph\]](#).
- [99] M. Grassl and M. Rotteler, Constructions of quantum convolutional codes, in *2007 IEEE International Symposium on Information Theory* (2007) pp. 816–820.
  - [100] R. Johannesson and K. S. Zigangirov, *Fundamentals of Convolutional Coding* (John Wiley & Sons, 2015).
  - [101] D. Poulin, J.-P. Tillich, and H. Ollivier, Quantum serial turbo codes, *IEEE Transactions on Information Theory* **55**, 2776 (2009).
  - [102] M. M. Wilde, M.-H. Hsieh, and Z. Babar, Entanglement-assisted quantum turbo codes, *IEEE Transactions on Information Theory* **60**, 1203 (2014).
  - [103] A. Bolt, G. Duclos-Cianci, D. Poulin, and T. M. Stace, Foliated quantum error-correcting codes, *Phys. Rev. Lett.* **117**, 070501 (2016).
  - [104] J. Schalkwijk and A. Vinck, Syndrome decoding of convolutional codes, *IEEE Transactions on Communications* **23**, 789 (1975).
  - [105] A. G. Fowler, A. M. Stephens, and P. Groszkowski, High-threshold universal quantum computation on the surface code, *Phys. Rev. A* **80**, 052312 (2009).
  - [106] H. Bombín, Single-shot fault-tolerant quantum error correction, *Phys. Rev. X* **5**, 031043 (2015).
  - [107] O. Fawzi, A. Grospellier, and A. Leverrier, Constant overhead quantum fault-tolerance with quantum expander codes, in *2018 IEEE 59th Annual Symposium on Foundations of Computer Science (FOCS)* (2018) pp. 743–754.
  - [108] D. Gottesman, Fault-tolerant quantum computation with constant overhead, *Quantum Info. Comput.* **14**, 1338–1372 (2014).
  - [109] J. E. Moussa, Transversal clifford gates on folded surface codes, *Phys. Rev. A* **94**, 042316 (2016).
  - [110] L. Z. Cohen, I. H. Kim, S. D. Bartlett, and B. J. Brown, Low-overhead fault-tolerant quantum computing using long-range connectivity, *Science Advances* **8**, eabn1717 (2022).
  - [111] P. Mazurek, A. Grudka, M. Horodecki, P. Horodecki, J. Łodyga, L. Pankowski, and A. Przysiężna, Long-distance quantum communication over noisy networks without long-time quantum memory, *Phys. Rev. A* **90**, 062311 (2014).
  - [112] J. Łodyga, P. Mazurek, A. Grudka, and M. Horodecki, Simple scheme for encoding and decoding a qubit in unknown state for various topological codes, *Scientific Reports* **5**, 8975 (2015).
  - [113] S. Bravyi, D. Gosset, R. König, and M. Tomamichel, Quantum advantage with noisy shallow circuits, *Nature Physics* **16**, 1040 (2020).
  - [114] R. Raussendorf, S. Bravyi, and J. Harrington, Long-range quantum entanglement in noisy cluster states, *Phys. Rev. A* **71**, 062313 (2005).
  - [115] A. Patil, M. Pacenti, B. Vasić, S. Guha, and N. Rengaswamy, Entanglement routing using quantum error correction for distillation (2024), [arXiv:2405.00849 \[quant-ph\]](#).
  - [116] E. A. V. Milligen, E. Jacobson, A. Patil, G. Vardoyan, D. Towsley, and S. Guha, Entanglement routing over networks with time multiplexed repeaters (2024), [arXiv:2308.15028 \[quant-ph\]](#).