

PixelFade: Privacy-preserving Person Re-identification with Noise-guided Progressive Replacement

Delong Zhang
School of Computer Science and Engineering,
Sun Yat-sen University
Guangzhou, China
zhangdlong5@mail2.sysu.edu.cn

Yi-Xing Peng
School of Computer Science and Engineering,
Sun Yat-sen University
Guangzhou, China
pengyx23@mail2.sysu.edu.cn

Xiao-Ming Wu
School of Computer Science and Engineering,
Sun Yat-sen University
Guangzhou, China
wuxm65@mail2.sysu.edu.cn

Ancong Wu*
School of Computer Science and Engineering,
Sun Yat-sen University
Guangzhou, China
wuanc@mail2.sysu.edu.cn

Wei-Shi Zheng*
School of Computer Science and Engineering,
Sun Yat-sen University
Key Laboratory of Machine Intelligence and
Advanced Computing, Ministry of Education
Guangdong Province Key Laboratory of
Information Security Technology
Guangzhou, China
wszheng@ieee.org

Abstract

Online person re-identification services face privacy breaches from potential data leakage and recovery attacks, exposing cloud-stored images to malicious attackers and triggering public concern. The privacy protection of pedestrian images is crucial. Previous privacy-preserving person re-identification methods are unable to resist recovery attacks and compromise accuracy. In this paper, we propose an iterative method (PixelFade) to optimize pedestrian images into noise-like images to resist recovery attacks. We first give an in-depth study of protected images from previous privacy methods, which reveal that the **chaos** of protected images can disrupt the learning of recovery models. Accordingly, Specifically, we propose Noise-guided Objective Function with the feature constraints of a specific authorization model, optimizing pedestrian images to normal-distributed noise images while preserving their original identity information as per the authorization model. To solve the above non-convex optimization problem, we propose a heuristic optimization algorithm that alternately performs the Constraint Operation and the Partial Replacement Operation. This strategy not only safeguards that original pixels are replaced with noises to protect privacy, but also guides the images towards an improved optimization direction to effectively preserve discriminative features. Extensive experiments demonstrate that our PixelFade outperforms previous methods in resisting recovery attacks and Re-ID performance. The code is available at <https://github.com/iSEELaboratory/PixelFade>.

*Corresponding author.

Permission to make digital or hard copies of all or part of this work for personal or classroom use is granted without fee provided that copies are not made or distributed for profit or commercial advantage and that copies bear this notice and the full citation on the first page. Copyrights for components of this work owned by others than the author(s) must be honored. Abstracting with credit is permitted. To copy otherwise, or republish, to post on servers or to redistribute to lists, requires prior specific permission and/or a fee. Request permissions from permissions@acm.org.

MM '24, October 28-November 1, 2024, Melbourne, VIC, Australia

© 2024 Copyright held by the owner/author(s). Publication rights licensed to ACM.

ACM ISBN 979-8-4007-0686-8/24/10

<https://doi.org/10.1145/3664647.3681262>

CCS Concepts

• Computing methodologies → Object identification.

Keywords

person re-identification, privacy protection, pedestrian images, adversarial attacks

ACM Reference Format:

Delong Zhang, Yi-Xing Peng, Xiao-Ming Wu, Ancong Wu*, and Wei-Shi Zheng. 2024. PixelFade: Privacy-preserving Person Re-identification with Noise-guided Progressive Replacement. In *Proceedings of the 32nd ACM International Conference on Multimedia (MM '24)*, October 28-November 1, 2024, Melbourne, VIC, Australia. ACM, New York, NY, USA, 9 pages. <https://doi.org/10.1145/3664647.3681262>

1 Introduction

With the flourishing of deep learning, person re-identification (Re-ID) is widely used in various surveillance systems [34]. Given a query person, the purpose of Re-ID is to match pedestrians appearing under different cameras at a distinct time. This necessitates uploading pedestrian images captured by various cameras to a cloud-based storage system to streamline the Re-ID process. However, potential data leakage [4] raised public concern because pedestrian images contain a large amount of personal information (e.g. facial information, profile, appearance, and texture). Public concerns motivate the development of the privacy-preserving person re-identification (PPPR) task [1, 24, 35, 36], which aims to protect the visual information of pedestrian images while maintaining their discriminative features for authorized models.

Existing PPPR methods can be roughly divided into two categories: First, conventional methods visually scramble the body of images via blurring, mosaic, or noise adding. Such methods injure the semantic features of the image, leading to a drop in Re-ID performance. Second, deep learning-based methods [24, 36] achieve a good balance between privacy and utility by transforming images into visually obfuscated images that can be recognized by the authorized Re-ID model. However, the above methods face the risk of recovery attacks [8, 17, 35, 38]. If malicious adversaries are aware

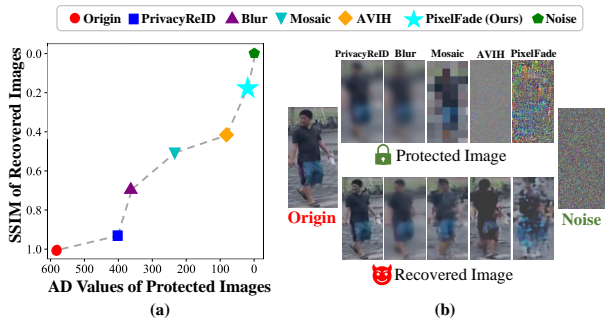


Figure 1: (a) The potential influence of pixel distribution on resisting recovery attacks in protected images. An AD value (from Anderson-Darling [23] tests) close to zero signifies that the pixels of the protected image closely align with a normal distribution, signifying more chaos image pixels. Lower SSIM indicates lower quality of the recovered images, signifying stronger resistance to recovery attacks. (b) Visualization of protected and recovered images from different privacy-preserving person re-identification (PPPR) methods.

of the principle of protection methods or have access to black-box control of the privacy model, they can launch recovery attacks by training a recovery network on the public dataset to *learn* the mapping from the protected image to the original image. Then the trained recovery network can reverse the protected image to the original image, leading to privacy leakage.

To deal with the above problem, we aim to make the protected image resistant to recovery attacks, while hiding their visual information and maintaining the utility for authorized Re-ID models. We start with the Normality Testing [23] on protected images from previous privacy-preserving methods to measure their pixel *chaos* degree. Here we measure the chaos degree by calculating the similarity of the protected image to a normal distribution via the Anderson-Darling test [23], where lower values from the test (AD values) represent more chaotic protected images. As illustrated in Figure 1(a), the following phenomenon was observed: As the pixels of a protected image are *more chaotic*, the quality of the recovered image deteriorates, suggesting an increase in *resistance* to recovery attacks. We speculate that the *inherent randomness* of pixels of protected images can disrupt the recovery network’s *learning* of the mapping from the privacy image to the original image, effectively diminishing the recovery capability of the adversary. Therefore, this inspires us to consider the privacy-preserving image recognition task from a new perspective: **Can a pedestrian image be converted into a nearly normal-distributed noise image to resist recovery attacks as well as protect visual privacy?**

However, naively converting images to random noise damages semantics information, leading to severe loss of discriminative features. It is a challenge to balance the trade-off between privacy and the utility of images. Fortunately, some works regarding adversarial attacks [5, 10, 21] show that deep neural networks (DNN) understand images in a different way from humans. In the TypeI adversarial attack [24, 25], the process transforms the image into a visually different one, but the model persists in recognizing it

as belonging to the same identity. The above approach gives us a feasible way to preserve the high recognition performance of a Re-ID model for visually dissimilar images.

In this paper, we provide a simple yet effective method to iteratively optimize pedestrian images into noise-like images to perform PPPR tasks. We define our Noise-guided Objective Function as approximating pedestrian images to normal-distributed noise images to resist recovery attacks and protect privacy. During optimization, a feature constraint is imposed on the feature distance between protected and original images in the feature space of the pre-trained Re-ID model, thereby preserving the utility of protected images. However, solving the above objective function is a non-convex optimization problem, simple optimization methods cannot find the local optimal point (refer to Section 4.4.2 for more analysis), which seriously impacts the privacy performance or Re-ID performance.

To achieve a good balance between privacy and utility, we propose a heuristics optimization strategy, named Progressive Pixel Fading, to process pixels by replacing them with random noise in a progressive manner. Specifically, we iteratively perform the Constraint Operation (CO) and the Partial Replacement Operation (PRO) alternately according to the satisfaction of feature constraints. In CO, we follow TypeI Attack [24] to derive gradients to update protected images to minimize their feature loss with original images. In PRO, only part of scattered pixels are replaced with noise. Our Progressive Pixel Fading offers superior advantages in terms of both privacy and utility since such an alternating iterative process and unreplaced information of each PRO facilitate subsequent CO towards a more optimized direction.

We present a comprehensive experiment with our method (named PixelFade) on three widely used Re-ID datasets. Compared to previous PPPR methods, our PixelFade achieves the best results in terms of resistance to recovery attacks and Re-ID performance. Moreover, our PixelFade can be easily adapted to a multitude of Re-ID network architectures and diverse Re-ID scenarios (*i.e.* Text-to-Image Re-ID and Visible Infrared Re-ID), highlighting its high scalability and applicability.

Our main contribution can be summarised as three-fold:

- (1) Based on experimental findings, we introduce a Noise-guided Optimization Objective with feature constraints to optimize pedestrian images to protect visual privacy and resist recovery attacks.
- (2) We propose Progressive Pixel Fading to replace pixels with noise progressively, aiming to efficiently retain the discriminative features within pedestrian images.
- (3) Extensive experiments demonstrate our PixelFade outperforms state-of-the-art PPPR methods in terms of Re-ID performance and resistance performance.

2 Relative Work

2.1 Person Re-Identification

Person re-identification (Re-ID) aims to match individuals across different camera views or at different times within a surveillance network. With the development of deep learning, many works adopt or develop deep convolutional network architectures (*e.g.*, ResNet [6], MobileNet [9], OSnet [40]) to extract features from pedestrian images. Some works [7, 12] extract pedestrian features

by developing the Transformer architecture [26]. To adapt to more practical scenarios, Text-to-Image Re-ID methods [12] aim to match textual descriptions of individuals with their corresponding images across different camera views, and Visible Infrared [22, 32, 33] Re-ID methods aim to address the challenge of Re-ID across visible light and infrared image modalities. To match pedestrians from different cameras, it is usually necessary to upload images and store them in the cloud. However, potential data leakage [4] can result in images being exposed to malicious attackers, potentially leading to tracking or even criminal incidents. To protect the privacy of pedestrian images, we propose a privacy-preserving method that preserves the discriminative features for Re-ID tasks.

2.2 Privacy-preserving Image Recognition

In image data, pedestrian or face images typically involve privacy concerns, which causes public concern and impairs the development of face recognition [16, 27] or person re-identification. Some researchers have proposed privacy-preserving methods to protect face images [11, 18–20] or face templates [39]. For the protection of pedestrian images, existing privacy-preserving person re-identification (PPPR) methods can be broadly categorized into two types. First, conventional approaches visually scramble the body in images through techniques such as blurring, mosaic, or adding noise. However, these methods compromise the semantic features of the image, resulting in decreased Re-ID performance. Second, deep learning-based methods [24, 36] achieve a good balance between privacy and utility. PrivacyReID [36] provides a joint learning reversible anonymization framework, capable of reversibly generating full-body anonymous images. AVIH [24] iteratively reduces the correlation information between the protected and original images to protect visual privacy while minimizing their distance in feature space. However, the above methods face the risk of recovery attacks [8, 17, 35, 38]. If malicious adversaries have access to black-box control of the privacy model, they can launch recovery attacks by training a recovery network on the public dataset to learn the mapping from the protected image to the original image. Recently, Ye et al. [35] proposes Identity-Specific Encrypt-Decrypt architecture to encrypt the images to resist recovery attacks. However, the encrypted images cannot be used for retrieval by any Re-ID models. Our goal is to protect visual privacy of pedestrian images and resist recovery attacks while maintaining the performance of the authorized Re-ID model.

2.3 Adversarial Attacks

Many adversarial attack methods [5, 10, 21] show that deep neural networks (DNN) understand images in a different way from humans. In the TypeI adversarial attack [24, 25], the process iteratively transforms the image into a visually different one, but the model persists in recognizing it as belonging to the same identity. AVIH [24] strives to hide the visual information of face images while preserving their functional features for face recognition models. In our paper, we employ AVIH for PPPR task as a comparison method. In comparison, our method proposes a novel objective function that explicitly converts images to noise to resist recovery attacks and introduces a heuristic optimization strategy to effectively improve the privacy-utility trade-off.

3 PixelFade

In this section, we first introduce our Noise-guided Object Function with feature constraint to optimize pedestrian images to protected images in Section 3.1. Subsequently, we introduce our novel optimization strategy Progressive Pixel Fading in Section 3.2, followed by **Constraint Operation (CO)** in Section 3.3 and **Partial Replacement Operation (PRO)** in Section 3.4.

3.1 Noise-guided Objective Function

Recall the experimental discovery in Section 1: As the pixels of a protected image are *more chaotic*, the quality of the recovered image deteriorates, suggesting an increase in *resistance* to recovery attacks. We speculate that the *inherent randomness* of pixels of protected images can disrupt the recovery network’s *learning* of the mapping from the privacy image to the original image, effectively diminishing the recovery capability of the adversary. Therefore we take a novel perspective to tackle the PPPR task, with the explicit objective of converting pedestrian images to random noise to protect visual information and resist recovery attacks.

However, naively converting pedestrian images into noise images severely harms the semantic information and causes Re-ID performance to slip. We therefore introduce a feature constraint for limiting the feature distance between the protected image and the original image to be less than a preset threshold to maintain the Re-ID performance of the protected image.

Mathematically, we suppose there is a set of pedestrian images to be protected $X = \{x_1, \dots, x_N\}$. For each x_i , we sample different noise images $\eta_i \sim \mathcal{N}$, where \mathcal{N} is the standard normal distribution. Our objective function is defined as:

$$\begin{aligned} \min_{x_i^p} & \left\| x_i^p - \eta_i \right\|_F^2, \\ \text{s.t.} & \left\| f(x_i^p) - f(x_i) \right\|_2^2 \leq \epsilon, \end{aligned} \quad (1)$$

where x_i is i -th original image and x_i^p is i -th protected image. f is a pre-trained Re-ID model. For simplicity, we omit the index i of images in subsequent passages.

3.2 Progressive Pixel Fading

In this subsection, we aim to employ a suitable optimization strategy to optimize images into noise. Since Equation (1) is a non-convex optimization problem, simple optimization methods such as Random Perturb or L1 Optimization are not able to find the local optimum point (refer to Section 4.4.2 for more analysis), which seriously affects the Re-ID performance or privacy performance. To solve this problem, we propose a *heuristic* optimization strategy, named Progressive Pixel Fading, to update protected images.

The pipeline of PixelFade is depicted in Figure 2(a), where for a given pedestrian image x requiring protection, we initially generate a random noise image η sampled from \mathcal{N} along with a set of binary masks \mathcal{M} . During optimizations, we iteratively carry out CO (detailed in Section 3.3) to update the protected image to narrow the feature distance between the protected image and the original image, aiming to meet the feature constraint. If the feature distance is less than a specific threshold ϵ , we proceed with one PRO (detailed in Section 3.4) to replace parts of scattered pixels with noise

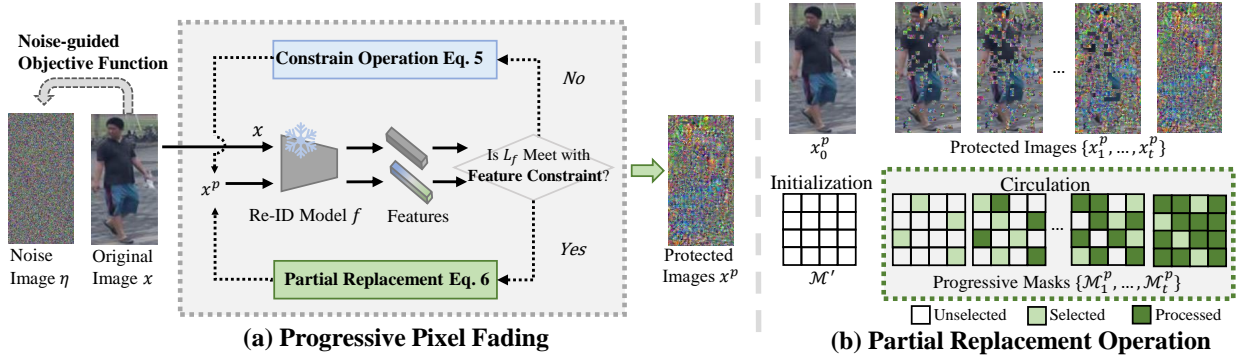


Figure 2: The framework of our PixelFade. Our goal is to optimize the original image x towards noise η to obtain the protected image x^p . (a) Progressive Pixel Fading alternately run Constraint Operation (CO) and Partial Replacement Operation (PRO) according to the satisfaction of feature constraints. (b) Partial Replacement Operation on the protected images. The randomly generated binary masks \mathcal{M}_t^p are used to select the positions for replacing pixels with noise in the corresponding image.

to protect the privacy of protected images. Note that the CO and the PRO are run *alternately* according to the satisfaction of feature constraints.

Discussion. We highlight the advantages of such heuristic optimization over simple optimization in terms of privacy and utility. For privacy, the replacement with noise values ensures that pixel-level information from the original image is *discarded* rather than merely *perturbed*, thereby safeguarding privacy. For utility, randomly masking out partially scattered pixels in the image drives the model to capture the intrinsic features from unmasked content, facilitating the preservation of discriminative features within the image during the next CO. It helps improve the Re-ID performance of protected images.

3.3 Constraint Operation

To satisfy the feature constraints in Equation (1), we aim to minimize feature loss between protected and original images with the Type-I attack [25]. Specifically, we define optimization loss as the feature distance between the protected image and the original image for a particular Re-ID model. Formally,

$$\mathcal{L}_f(x_t^p, x) = \left\| f(x_t^p) - f(x) \right\|_2^2, \quad (2)$$

where t indicates the step of optimization. Motivated by [3, 24], we calculate momentum gradients g_t to stabilize optimization directions as:

$$g_{t+1} = \alpha \cdot g_t + \frac{\nabla \mathcal{L}_f(x_t^p, x)}{\left\| \nabla \mathcal{L}_f(x_t^p, x) \right\|_2^2}, \quad (3)$$

$$g_0 = \frac{\nabla \mathcal{L}_f(x_0^p, x)}{\left\| \nabla \mathcal{L}_f(x_0^p, x) \right\|_2^2}, \quad (4)$$

where α indicates the decay factor of momentum computation. By applying backpropagation, we iteratively derive the gradient to update the protected pedestrian image to minimize its feature loss with the original image:

$$x_{t+1}^p = x_t^p - \beta \cdot g_{t+1} \quad (5)$$

3.4 Partial Replacement Operation

In this subsection, we describe the Partial Replacement Operation (PRO) to protect privacy. In the person Re-ID task, pedestrian images contain a wealth of coarse-grained appearance including color, contour, texture, etc. The trained Re-ID model would consider such appearance information as important patterns of the pedestrian. Therefore our intuition is to leverage such appearance information as guidance to facilitate protected images to preserve discriminative features during the optimization in Constraint Operation (CO).

In each PRO, we employ a set of non-overlapping binary masks to replace part of the scattered pixels of the image with random noise. Specifically, we first preset a sequence of binary masks $\mathcal{M} = \{\mathcal{M}_1, \dots, \mathcal{M}_{\mathcal{I}}\}$, where \mathcal{I} denotes the number of masks. Each mask of different iteration $\mathcal{M}_j \in \{0, 1\}$ has the same shape as the original image. As shown in Figure 2(b), the template mask \mathcal{M}' is entirely composed of the value of one. Then the masks for each iteration \mathcal{M}_j are generated by randomly assigning a portion of pixels of \mathcal{M}' to zero. Notice that each iteration does not select the previously picked pixels in one cycle. Formally, we replace pixels in the original images with noise via these masks:

$$x_{t+1}^p = x_t^p \odot \mathcal{M}_j + \mathcal{N} \odot (1 - \mathcal{M}_j). \quad (6)$$

Once the feature constraint is satisfied, one replacement operation is performed and $j = (j + 1) \bmod \mathcal{I} + 1$ is executed. Until the final mask $\mathcal{M}_{\mathcal{I}}$, all pixels have been processed, guaranteeing the entire substitution of all pixels in the original image to safeguard privacy. Such a process leads to the *Fade* of pixels from the pedestrian image in a progressive manner, where the remaining coarse-grained content would facilitate the model to obtain informative gradients in Equation (4) during backpropagation. It aids in updating the image in the CO toward a more optimal direction, contributing to the preservation of discriminative features in the image.

Algorithm 1: PixelFade

Input: original image x ; pretrained Re-ID model f ; set of masks \mathcal{M} ;

Input: maximum number of iterations T ; number of masks \mathcal{I} ; threshold of Feature Constraint ϵ ;

Output: protected image x_T^p .

- 1 $x_0^p = x$; $t = 0$;
- 2 Initialize index of masks $j = 0$;
- 3 Random initialize noise image $\eta \sim \mathcal{N}$;
- 4 **while** $t < T$ **do**
- 5 Compute $L_f(x_t^p, x)$ via Equation (2);
- 6 **if** $L_t^f \geq \epsilon$ **then**
- 7 Update x^p by **Constraint Operation** via Equations (3) to (5);
- 8 **end**
- 9 **else**
- 10 Update x^p by **Partial Replacement Operation** via Equation (6);
- 11 $j = (j + 1) \bmod \mathcal{I} + 1$;
- 12 **end**
- 13 $t = t + 1$;
- 14 **end**

3.5 Overview and Application of PixelFade

The algorithm is summarized in Algorithm 1. Empirically, for better privacy protection, we first perform an initialization stage of a few steps, performing CO and PRO in turn and ensuring that all pixels have been replaced. We then officially perform our Progressive Pixel Fading, where PRO and CO are run *alternately* according to the satisfaction of feature constraints. PRO are performed cyclically, meaning that if all pixels have been replaced once, a new round of replacement will continue to be performed.

After reaching the pre-set maximum number of optimization steps, protected images instead of original images are saved in the cloud for Re-ID tasks. By feeding query and gallery images from different cameras to the authorized Re-ID model, both unprotected and protected images from the same identity can be correctly matched by the Re-ID model. If the protected images stored in the cloud are leaked and fall prey to a malicious attempt at recovery attacks, our method can robustly prevent the recovery of visual information, underscoring its effectiveness in thwarting recovery attacks.

4 Experiments

4.1 Experiments Settings

4.1.1 Datasets. Three widely used datasets are used for experiments: Market-1501 [37], MSMT17 [31] and CUHK03 [15]. The Market-1501 dataset consists of 32,668 annotated bounding boxes under six cameras. The MSMT17 dataset comprises of 4,101 identities and 126,441 bounding boxes taken by a 15-camera network. The CUHK03 dataset includes 1,467 identities and 14,097 detected bounding boxes. Besides, we adapt our PixelFade to Text-to-Image Re-ID

on CUHK-PEDES [14] and ICFG-PEDES [2], to Visible-Infrared Re-ID on SYSU-MM01 [32] and RegDB [22] to demonstrate PixelFade’s scalability.

4.1.2 Threat Models. We consider that the adversary can access **black-box** control of the privacy model and obtain protected images. Note that adversary can control our privacy model (*i.e.* PixelFade) instead of the Re-ID model inside. Following existing recovery attacks [35], the adversary can obtain original-protected image pairs by feeding numerous original images from the public dataset (*e.g.* training set of Market-1501 or CUHK03) to the privacy model. Then adversary trains the recovery network to learn the mapping by minimizing the L1 loss between recovered and original images. After training, the adversary can reverse the original images from protected images by the trained recovery network.

4.1.3 Evaluation Metrics. For Re-ID performance, we use Cumulative Matching Characteristics (a.k.a., Rank-k matching accuracy) [28], mean Average Precision (mAP) [37], and a new metric mean inverse negative penalty (mlNP) [34]. Higher above metrics represent higher utility of pedestrian images. For resistance to recovery attacks, we adopt two widely used metrics, *i.e.* PSNR and SSIM [30] to measure the similarity between recovered and original images. Specifically, a lower PSNR and SSIM indicate a lower similarity to original facial images, indicating better privacy protection.

4.1.4 Implementation Details. We follow the default training of AGW [34] on Re-ID datasets to obtain pre-trained Re-ID models. Unless specified, we use the ResNet50 [6] with non-local [29] block network as the backbone. We set the maximum number of iteration steps of PixelFade T to 100 and the number of steps in the initialization phase is 5 out of 100 steps. The number of masks \mathcal{I} is set to 5. The threshold of Feature Constraint ϵ is 0.03. The decay factor α is 0.6. Note that we do not perform any replacement operation in the last 5 steps to ensure that the feature constraint is satisfied.

For compared methods, we pick four methods that protect the visual privacy of images while maintaining the performance of models: For (1) PrivacyReID [36], we follow their open-source code to reproduce that work. For (2) Gaussian blur and (3) Mosaic, we follow the default setting in [36] to set their radius to 12 and 24 respectively. For (4) AVIH[24], we use their open-source code and follow their default parameters (except the iteration step) to perform the PPPR task. For a fair comparison with our PixelFade, we set the maximum number of iteration steps for both two methods to 100.


4.2 Results of Person Re-Identification

We follow the relative work [36] to evaluate the Re-ID performance under four test settings with different queries and galleries, which represent four different scenarios: **Protected to Protected:** Both query and gallery sets are protected images. **Original to Protected:** Query sets are original images while gallery sets are protected images. **Protected to Original:** Query sets are protected images while gallery sets are original images. **Original to original:** Both query and gallery sets are original images. The “Upperbound” implies that an unprotected ReID model trained on the unprotected dataset performs Re-ID retrieval on the unprotected data.

Table 1 shows Re-ID performance results under different Re-ID settings. We can see that our PixelFade outperforms other privacy

Table 1: Evaluation of Re-ID Performance on three Re-ID datasets. We employ AGW[34] method for unprotected Baseline.

Privacy Settings	Methods	Market1501			MSMT17			CUHK03		
		Rank1	mAP	mINP	Rank1	mAP	mINP	Rank1	mAP	mINP
Protected to Protected	Mosaic	64.3	43.4	13.0	10.6	5.7	0.7	8.8	9.9	5.3
	Gaussian Blur	67.3	44.2	13.7	15.2	7.2	0.8	8.2	10.7	6.9
	PrivacyReID	89.2	74.3	39.4	48.7	28.5	4.9	33.2	34.7	25.0
	AVIH	91.2	79.5	48.7	59.0	37.8	6.1	58.3	51.5	36.7
	PixelFade	94.2	85.2	58.1	62.7	43.1	9.7	63.1	58.5	44.3
Original to Protected	Mosaic	75.3	53.6	17.2	16.3	8.7	1.0	17.7	17.6	9.1
	Gaussian Blur	40.1	25.4	6.3	21.3	10.7	1.4	14.6	14.8	8.6
	PrivacyReID	88.2	72.0	37.0	51.1	29.7	5.2	39.2	38.4	27.2
	AVIH	92.6	81.3	50.2	60.1	41.5	8.9	60.2	54.1	39.0
	PixelFade	95.0	86.5	60.7	64.9	46.9	12.2	65.7	62.2	48.7
Protected to Original	Mosaic	70.9	54.7	24.1	14.6	9.0	1.6	15.1	17.7	12.3
	Gaussian Blur	18.3	15.5	5.2	16.2	9.4	1.5	10.4	12.4	8.4
	PrivacyReID	82.5	67.5	36.0	50.5	30.5	5.7	35.3	35.5	25.4
	AVIH	92.4	81.1	50.9	59.8	41.1	8.3	58.7	55.5	40.3
	PixelFade	94.3	86.4	61.7	63.1	46.4	11.6	63.4	61.1	49.1
Original to Original	Mosaic	87.4	73.4	39.5	25.0	15.3	2.6	28.5	31.5	22.9
	Gaussian Blur	84.8	67.4	32.2	30.5	17.1	2.8	30.4	31.5	22.3
	PrivacyReID	91.6	79.4	47.4	51.5	31.1	6.0	41.9	41.7	30.4
	AVIH	95.7	88.6	66.7	68.6	49.8	15.0	67.3	65.8	54.6
	PixelFade	95.7	88.6	66.7	68.6	49.8	15.0	67.3	65.8	54.6
Unprotected (UpperBound)		95.7	88.6	66.7	68.6	49.8	15.0	67.3	65.8	54.6

**Figure 3: Qualitative results of protected and recovered images from different privacy-preserving PPR methods. (a) Origin; (b) PrivacyReID [36]; (c) Blurring [36]; (d) Mosaic [36]; (e) AVIH [24]; (f) Our PixelFade.**

protection methods in all four settings. Our method almost approaches Upperbound, i.e., the differences in Rank1 are only 1.4%, 5.9%, and 4.2% on the three datasets even in the most challenging setting (Protected to Protected). It is worth noting that our method outperforms another iterative method (AVIH) on the mINP metric for all three datasets (i.e., 9.2%, 3.6%, 7.6%). This is because our Progressive Pixel Fading drives the model to maintain the intrinsic features within protected pedestrian images, facilitating the identification of difficult samples across different viewpoints.

4.3 Results of Privacy Protection

Here we investigate PixelFade’s protection of privacy, which we evaluate in two aspects: resistance to recovery attacks and visual protection.

4.3.1 Resistance to Recovery Attacks. We suppose that the adversary launches recovery attacks on protected images as discussed in Section 4.1.2. We compare PixelFace with previous methods to evaluate its resistance performance against recovery attacks on datasets of Market-1501 and CUHK03. As shown in the “Recovered images” part of Figure 3, PixelFade’s recovered images (column f) are chaotic and almost impossible to recognize the original identity. On the contrary, recovered images of other methods (column b-e) fail to resist the recovery attacks. They still reveal some pedestrian contours, or even almost consistent with the original image. Table 2 shows the qualitative results of resistance to recovery attacks. We can see that our method reaches the lowest PSNR and SSIM, indicating PixelFade outperforms other protection methods on resistance performance against recovery attacks.

Table 2: Quantitative results of resistance to recovery attacks. “PSNR” and “SSIM” indicates the quality of recovered images by malicious attackers. “AD” indicates the pixel chaos degree of protected images.

Datasets	Methods	PSNR↓	SSIM↓	AD
Market1501	PrivacyReID	26.92	0.94	401.29
	Gaussian blur	23.24	0.69	363.63
	Mosaic	17.76	0.51	232.14
	AVIH	14.30	0.42	82.36
	PixelFade	10.92	0.18	19.83
CUHK03	PrivacyReID	23.94	0.89	352.15
	Gaussian blur	20.12	0.64	289.01
	Mosaic	17.12	0.48	194.88
	AVIH	14.69	0.44	72.12
	PixelFade	9.04	0.05	18.55

Table 3: Analysis of the effect of pixel chaos degree on recovery attacks. For “Noise Weight”, we linearly interpolate the normal-distributed noise with the original image to varying degrees.

Noise Weight	AD	PSNR↓	SSIM↓	Rank1↑	mAP↑	mINP↑
0.2	231.00	14.99	0.48	93.8	84.2	56.0
0.4	112.00	14.49	0.44	93.8	84.5	56.6
0.6	43.35	14.70	0.41	94.2	84.9	57.5
0.8	29.07	13.88	0.36	94.5	85.3	58.4
1.0 (Ours)	19.83	10.92	0.18	94.2	85.2	58.1

Table 4: Ablation Study of the objective function. The objective images are replaced with other images.

Objective	AD	PSNR↓	SSIM↓	Rank1↑	mAP↑
Images of Other Identity	546.21	17.24	0.53	94.7	85.7
Zero Images	117.85	12.76	0.25	94.4	85.2
Contrastive Images	36.75	13.43	0.43	93.8	84.7
Noise Image (Ours)	19.83	10.92	0.18	94.2	85.2

4.3.2 Visual Protection. The “Protected images” part of fig. 3 shows the qualitative results, which visualize the protected images of different methods. Previous methods (columns b-d) still expose some visual information (e.g., clothing color, contour). In comparison, our PixelFade (column f) effectively hides the visual information of pedestrians, which is almost consistent with noise images, making it difficult for malicious attackers to distinguish the identity.

4.4 Ablation Studies of PixelFade

In this subsection, we would like to demonstrate the superiority of our Noise-guided Objective Function and Progressive Pixel Fading through ablation experiments. All ablation studies are conducted on the Market1501 dataset.

4.4.1 Noise-guided Objective Function. First, we would like to verify the conjecture we presented in Section 1: As the pixels of the protected image become more chaotic, its ability to resist recovery attacks increases. We sample a noise image from the Gaussian distribution with the same shape as the pedestrian image, and then we mix it with the original image. We replace the objective images (i.e., η in Equation (1)) in our objective function in PixelFade with such a mixed noise image. The result is shown in Table 3. We can observe that as AD values decrease, implying that the pixel

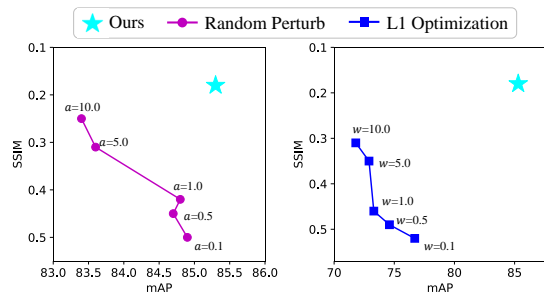


Figure 4: Ablation study of optimization strategy.

chaos degree in protected images is increasing, the quality of the restored image is deteriorating, indicating an increase in resistance to recovery attacks. This suggests that the random property of the pixels disrupts the learning of recovery networks, weakening the threat of recovery attacks. Therefore our PixelFade is dedicated to providing a new perspective to realize the privacy-preserving image recognition tasks that are transforming images into nearly normal-distributed noise images to resist recovery attacks.

To further evaluate the effectiveness of our objective function, we replace the objective images with other images instead of noise images. As shown in Table 4, when the objective images are “images of other identity”, it achieves a high SSIM of 0.53 that it completely fails to resist recovery attacks, as natural images are poorly able to disrupt the learning of recovery networks. When the objective images are “Contrastive Images”, our goal is to enlarge the difference between protected images and original images, which can be formally defined as:

$$\max_{x^p} \|x^p - x\|. \quad (7)$$

It achieves a higher PSNR of 2.51 and a higher SSIM of 0.25 compared to ours, indicating a lower resistance to attacks. If we set objective images as “Zero Images”, we attempt to optimize images to be zero-valued images. It is still weaker than us in resisting recovery, with a difference of 1.84 in PSNR and 0.07 in SSIM. In comparison, our Noise-guided Objective Function explicitly optimizes image into noise, which effectively disrupts the learning of recovery networks, promoting resistance to recovery attacks.

4.4.2 Progressive Pixel Fading. Our optimization strategy, Progressive Pixel Fading, alternatively performs PRO and CO. Here CO is a basic technique from TypeI attack to narrow the feature distance, without which the ReID model cannot recognize noise-like images. Therefore we present the ablation studies on PRO by replacing it with other optimization strategies, as shown in Figure 4. When “Random Perturb” is employed, we randomly generate noise with different amplitudes a , and add it to the protected image for perturbation. As shown in the left subplot of Figure 4, As the noise amplitude increases, the SSIM of the recovered image decreases, implying an increase in resistance to attacks. However, the accompanying side effect is that the Re-ID performance is also impaired. When “L1 Optimization” is employed, we minimize the L1 loss between protected images and noise images, where w is the weight to balance L1 loss and Equation (2). From the right subplot of Figure 4 we can see that no matter what value of w is taken, the resistance

Table 5: Results on Text-to-Image Re-ID scenario. We employ IRRA [13] method here for Baseline.

Datasets	Methods	Rank1 \uparrow	mAP \uparrow	mINP \uparrow	PSNR \downarrow	SSIM \downarrow
CUHK-PEDES	IRRA w/ AVIH	65.47	58.74	42.76	14.77	0.45
	IRRA w/ PixelFade	71.82	63.72	48.77	9.35	0.07
	IRRA	73.39	66.13	50.24	+ ∞	1.00
ICFG-PEDES	IRRA w/ AVIH	39.29	38.73	27.25	14.89	0.38
	IRRA w/ PixelFade	45.63	45.26	33.08	10.31	0.13
	IRRA	47.24	47.52	35.04	+ ∞	1.00

Table 6: Results on Visible Infrared Re-ID scenario. We employ AGW [34] method here for Baseline.

Datasets	Methods	Rank1 \uparrow	mAP \uparrow	mINP \uparrow	PSNR \downarrow	SSIM \downarrow
SYSU-MM01	AGW w/ AVIH	39.42	41.28	31.63	14.51	0.49
	AGW w/ PixelFade	43.74	44.94	33.72	9.34	0.11
	AGW	47.50	47.65	35.30	+ ∞	1.00
RegDB	AGW w/ AVIH	63.25	59.24	41.76	15.31	0.51
	AGW w/ PixelFade	67.32	63.48	47.30	10.36	0.16
	AGW	70.05	66.37	50.19	+ ∞	1.00

Table 7: Scalability of PixelFade in terms of Re-ID network structure. We employ AGW [34] method here. Only the Re-ID performance of "Protected to Protected" scenario is shown.

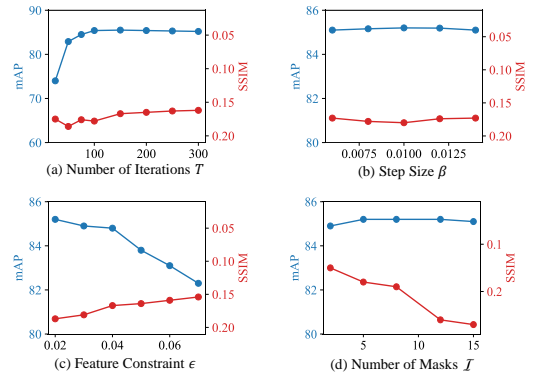
Datasets		Market1501			MSMT17		
Re-ID Backbone	Protection	Rank1	mAP	mINP	Rank1	mAP	mINP
MobileNetV2	w/ AVIH	86.9	69.6	28.5	65.7	35.1	2.5
	w/ PixelFade	89.4	74.8	39.1	67.9	40.8	3.6
	w/o Protection	91.0	78.3	44.3	69.4	44.2	8.6
OSNet	w/ AVIH	91.5	79.6	48.6	77.4	51.2	8.6
	w/ PixelFade	93.1	83.2	55.1	79.9	56.7	11.2
	w/o Protection	94.8	86.9	62.8	81.2	60.6	17.1
TransReID	w/ AVIH	90.6	74.5	48.2	79.9	56.4	9.7
	w/ PixelFade	92.1	81.7	56.8	82.4	60.5	13.1
	w/o Protection	95.1	89.0	67.4	85.3	67.7	20.4

performance and Re-ID performance are still far lower than ours. We suppose that the reason for the poor resistance of the above optimization strategies is that simple perturbation cannot completely remove the original information from pedestrian images. In comparison, our PRO completely discards the pixel-level information from the original image to ensure effective privacy protection. Meanwhile, the progressive way can motivate the model to effectively capture the intrinsic features of pedestrian images. The above advantages allow our optimization strategy to achieve the optimal trade-off between privacy and utility.

4.5 Scalability of PixelFade

A well-applied PPR method should generalize to different scenarios and backbones. We transfer our PixelFade to other Re-ID scenarios, namely (1) Text-to-Image person Re-ID, aiming at searching protected images by text, and (2) Visible Infrared person Re-ID, which aims at searching the protected infrared image using the original RGB image. We choose an iterative method AVIH for comparison, and the experiment results are shown in Table 5 and Table 6. PixelFade outperforms AVIH in different scenarios with different datasets. The gap to the upper bound is relatively small, suggesting the superior transferability of PixelFade in different Re-ID scenarios.

We then demonstrate the experiment of our PixelFade's generalization to different backbones in Table 7. We selected three commonly used Re-ID backbones for experiments, which have similarly

**Figure 5: Parameter analysis of PixelFade. Larger mAP indicates higher Re-ID performance. Smaller SSIM means stronger privacy performance.**

strong Re-ID performance on Market1501 and MSMT17 datasets under the "Protected to Protected" setting. The above experiments demonstrate the high scalability and practicality of our method.

4.6 Parameter Analysis of PixelFade.

In this subsection, we provide an analysis of the impact of some critical parameters in PixelFade on privacy performance and Re-ID performance as shown in Figure 5. All experiments of parameter analysis are conducted on the Market1501 dataset.

Figure 5(a) shows the convergence of our PixelFade on both ReID performance and privacy performance. As the number of iterations increases, the Re-ID performance rises and the SSIM decreases. After 100 steps, the two metrics are almost constant, implying that our optimization reaches convergence in both two tasks. Figure 5(b) verifies the robustness of the choice of step size β . The default β is 0.01, and the result implies that a beta in the range of 0.01 ± 0.005 is robust. Figure 5(c) demonstrates the influence of different feature thresholds ϵ on the results. As the ϵ increases, which means that the distance between protected and original images becomes farther, leading to a decrease in Re-ID performance and an increase in privacy performance. PixelFade is robust to the feature threshold ϵ when it is less than 0.04. Figure 5(d) shows the influence of different number of masks I on the results. Larger I means sparser pixels are replaced in each Partial Replacement Operation, which offers more remaining information to prompt the model for better optimization. When I is in the range from 2 to 8, the privacy performance and Re-ID performance are stable. Generally, our PixelFade is robust to parameter selection.

5 Conclusion

In this paper, we propose an iterative method to explicitly optimize pedestrian images into noise-like images to resist recovery attacks while maintaining Re-ID performance for authorized Re-ID models. Extensive experiments demonstrate the superior performance of our PixelFade in resisting recovery attacks and Re-ID performance compared to previous methods. Moreover, we experimentally show that PixelFade can be easily adapted to diverse Re-ID scenarios and network backbones, highlighting its practicality and applicability.

Acknowledgments

This work was supported partially by Guangdong NSF Project (No. 2023B1515040025), the National Science Foundation for Young Scientists of China (62106288), the Guangdong Basic and Applied Basic Research Foundation (2023A1515012974), the Guangzhou Basic and Applied Basic Research Scheme (2024A04J4066).

References

- [1] Julia Dietlmeier, Joseph Antony, Kevin McGuinness, and Noel E O'Connor. 2021. How important are faces for person re-identification?. In *2020 25th International Conference on Pattern Recognition (ICPR)*. IEEE, 6912–6919.
- [2] Zefeng Ding, Changxing Ding, Zhiyin Shao, and Dacheng Tao. 2021. Semantically Self-Aligned Network for Text-to-Image Part-aware Person Re-identification. *arXiv preprint arXiv:2107.12666* (2021).
- [3] Yinpeng Dong, Fangzhou Liao, Tianyu Pang, Hang Su, Jun Zhu, Xiaolin Hu, and Jianguo Li. 2018. Boosting Adversarial Attacks With Momentum. In *Proceedings of the IEEE Conference on Computer Vision and Pattern Recognition (CVPR)*.
- [4] A. Drapkin. 2023. Data Breaches That Have Happened in 2022 and 2023 So Far. (2023). <https://tech.co/news/data-breaches-updated-list>.
- [5] Ian J Goodfellow, Jonathon Shlens, and Christian Szegedy. 2014. Explaining and harnessing adversarial examples. *arXiv preprint arXiv:1412.6572* (2014).
- [6] Kaiming He, Xiangyu Zhang, Shaoqing Ren, and Jian Sun. 2016. Deep residual learning for image recognition. In *Proceedings of the IEEE conference on computer vision and pattern recognition*. 770–778.
- [7] Shuteng He, Hao Luo, Pichao Wang, Fan Wang, Hao Li, and Wei Jiang. 2021. Transreid: Transformer-based object re-identification. In *Proceedings of the IEEE/CVF international conference on computer vision*. 15013–15022.
- [8] Zecheng He, Tianwei Zhang, and Ruby B Lee. 2019. Model inversion attacks against collaborative inference. In *Proceedings of the 35th Annual Computer Security Applications Conference*. 148–162.
- [9] Andrew G Howard, Menglong Zhu, Bo Chen, Dmitry Kalenichenko, Weijun Wang, Tobias Weyand, Marco Andreetto, and Hartwig Adam. 2017. Mobilenets: Efficient convolutional neural networks for mobile vision applications. *arXiv preprint arXiv:1704.04861* (2017).
- [10] Andrew Ilyas, Shibani Santurkar, Dimitris Tsipras, Logan Engstrom, Brandon Tran, and Aleksander Madry. 2019. Adversarial examples are not bugs, they are features. *Advances in neural information processing systems* 32 (2019).
- [11] Jiazhen Ji, Huan Wang, Yuge Huang, Jiayang Wu, Xingkun Xu, Shouhong Ding, Shengchuan Zhang, Liujuan Cao, and Rongrong Ji. 2022. Privacy-preserving face recognition with learnable privacy budgets in frequency domain. In *European Conference on Computer Vision*. Springer, 475–491.
- [12] Ding Jiang and Mang Ye. 2023. Cross-modal implicit relation reasoning and aligning for text-to-image person retrieval. In *Proceedings of the IEEE/CVF Conference on Computer Vision and Pattern Recognition*. 2787–2797.
- [13] Ding Jiang and Mang Ye. 2023. Cross-Modal Implicit Relation Reasoning and Aligning for Text-to-Image Person Retrieval. In *IEEE International Conference on Computer Vision and Pattern Recognition (CVPR)*.
- [14] Shuang Li, Tong Xiao, Hongsheng Li, Bolei Zhou, Dayu Yue, and Xiaogang Wang. 2017. Person search with natural language description. *arXiv preprint arXiv:1702.05729* (2017).
- [15] Wei Li, Rui Zhao, Tong Xiao, and Xiaogang Wang. 2014. Deepreid: Deep filter pairing neural network for person re-identification. In *Proceedings of the IEEE conference on computer vision and pattern recognition*. 152–159.
- [16] Zonglin Li, Xiaoqian Lv, Wei Yu, Qinglin Liu, Jingbo Lin, and Shengping Zhang. 2024. Face shape transfer via semantic warping. In *Visual Intelligence*.
- [17] Guangcan Mai, Kai Cao, Pong C Yuen, and Anil K Jain. 2018. On the reconstruction of face images from deep face templates. *IEEE transactions on pattern analysis and machine intelligence* 41, 5 (2018), 1188–1202.
- [18] Yuxi Mi, Yuge Huang, Jiazhen Ji, Hongquan Liu, Xingkun Xu, Shouhong Ding, and Shuigeng Zhou. 2022. Duetface: Collaborative privacy-preserving face recognition via channel splitting in the frequency domain. In *Proceedings of the 30th ACM International Conference on Multimedia*. 6755–6764.
- [19] Yuxi Mi, Yuge Huang, Jiazhen Ji, Minyi Zhao, Jiayang Wu, Xingkun Xu, Shouhong Ding, and Shuigeng Zhou. 2023. Privacy-Preserving Face Recognition Using Random Frequency Components. In *Proceedings of the IEEE/CVF International Conference on Computer Vision*. 19673–19684.
- [20] Yuxi Mi, Zhizhou Zhong, Yuge Huang, Jiazhen Ji, Jianqing Xu, Jun Wang, Shaoming Wang, Shouhong Ding, and Shuigeng Zhou. 2024. Privacy-preserving face recognition using trainable feature subtraction. In *Proceedings of the IEEE/CVF Conference on Computer Vision and Pattern Recognition*. 297–307.
- [21] Seyed-Mohsen Moosavi-Dezfooli, Alhussein Fawzi, and Pascal Frossard. 2016. Deepfool: a simple and accurate method to fool deep neural networks. In *Proceedings of the IEEE conference on computer vision and pattern recognition*. 2574–2582.
- [22] Dat Tien Nguyen, Hyung Gil Hong, Ki Wan Kim, and Kang Ryoung Park. 2017. Person Recognition System Based on a Combination of Body Images from Visible Light and Thermal Cameras. *Sensors* 17, 3 (2017), 605.
- [23] Normadiah Mohd Razali, Yap Bee Wah, et al. 2011. Power comparisons of shapiro-wilk, kolmogorov-smirnov, lilliefors and anderson-darling tests. *Journal of statistical modeling and analytics* 2, 1 (2011), 21–33.
- [24] Zhigang Su, Dawei Zhou, Nannan Wang, Decheng Liu, Zhen Wang, and Xinbo Gao. 2023. Hiding visual information via obfuscating adversarial perturbations. In *Proceedings of the IEEE/CVF International Conference on Computer Vision*. 4356–4366.
- [25] Sanli Tang, Xiaolin Huang, Mingjian Chen, Chengjin Sun, and Jie Yang. 2019. Adversarial attack type I: Cheat classifiers by significant changes. *IEEE transactions on pattern analysis and machine intelligence* 43, 3 (2019), 1100–1109.
- [26] Ashish Vaswani, Noam Shazeer, Niki Parmar, Jakob Uszkoreit, Llion Jones, Aidan N Gomez, Lukasz Kaiser, and Illia Polosukhin. 2017. Attention is all you need. *Advances in neural information processing systems* 30 (2017).
- [27] Mei Wang and Weihong Deng. 2021. Deep face recognition: A survey. *Neuro-computing* 429 (2021), 215–244.
- [28] Xiaogang Wang, Gianfranco Doretto, Thomas Sebastian, Jens Rittscher, and Peter Tu. 2007. Shape and appearance context modeling. In *2007 IEEE 11th international conference on computer vision*. Ieee, 1–8.
- [29] Xiaolong Wang, Ross Girshick, Abhinav Gupta, and Kaiming He. 2018. Non-local neural networks. In *Proceedings of the IEEE conference on computer vision and pattern recognition*. 7794–7803.
- [30] Zhou Wang, Alan C Bovik, Hamid R Sheikh, and Eero P Simoncelli. 2004. Image quality assessment: from error visibility to structural similarity. *IEEE transactions on image processing* 13, 4 (2004), 600–612.
- [31] Longhui Wei, Shiliang Zhang, Wen Gao, and Qi Tian. 2018. Person transfer gan to bridge domain gap for person re-identification. In *Proceedings of the IEEE conference on computer vision and pattern recognition*. 79–88.
- [32] Ancong Wu, Wei-Shi Zheng, Shaogang Gong, and Jianhuang Lai. 2020. RGB-IR person re-identification by cross-modality similarity preservation. *International journal of computer vision* 128, 6 (2020), 1765–1785.
- [33] Ancong Wu, Wei-Shi Zheng, Hong-Xing Yu, Shaogang Gong, and Jianhuang Lai. 2017. RGB-infrared cross-modality person re-identification. In *Proceedings of the IEEE international conference on computer vision*. 5380–5389.
- [34] Mang Ye, Jianbing Shen, Gaojie Lin, Tao Xiang, Ling Shao, and Steven CH Hoi. 2021. Deep learning for person re-identification: A survey and outlook. *IEEE transactions on pattern analysis and machine intelligence* 44, 6 (2021), 2872–2893.
- [35] Mang Ye, Wei Shen, Junwu Zhang, Yao Yang, and Bo Du. 2024. Securerid: Privacy-preserving anonymization for person re-identification. *IEEE Transactions on Information Forensics and Security* (2024).
- [36] Junwu Zhang, Mang Ye, and Yao Yang. 2022. Learnable privacy-preserving anonymization for pedestrian images. In *Proceedings of the 30th ACM International Conference on Multimedia*. 7300–7308.
- [37] Liang Zheng, Liyue Shen, Lu Tian, Shengjin Wang, Jingdong Wang, and Qi Tian. 2015. Scalable person re-identification: A benchmark. In *Proceedings of the IEEE international conference on computer vision*. 1116–1124.
- [38] Andrey Zhmoginov and Mark Sandler. 2016. Inverting face embeddings with convolutional neural networks. *arXiv preprint arXiv:1606.04189* (2016).
- [39] Zhizhou Zhong, Yuxi Mi, Yuge Huang, Jianqing Xu, Guodong Mu, Shouhong Ding, Jingyun Zhang, Rizen Guo, Yunsheng Wu, and Shuigeng Zhou. 2024. SlerpFace: Face Template Protection via Spherical Linear Interpolation. *arXiv preprint arXiv:2407.03043* (2024).
- [40] Kaiyang Zhou, Yongxin Yang, Andrea Cavallaro, and Tao Xiang. 2019. Omniscale feature learning for person re-identification. In *Proceedings of the IEEE/CVF international conference on computer vision*. 3702–3712.