

Fault-tolerant quantum input/output

Matthias Christandl¹, Omar Fawzi², and Ashutosh Goswami¹

¹Department of Mathematical Sciences, University of Copenhagen, Denmark

²Université de Lyon, Inria, ENS de Lyon, UCBL, LIP, France
christandl@math.ku.dk, omar.fawzi@ens-lyon.fr, akg@math.ku.dk

Abstract

Usual scenarios of fault-tolerant computation are concerned with the fault-tolerant realization of quantum algorithms that compute classical functions, such as Shor’s algorithm for factoring. In particular, this means that input and output to the quantum algorithm are classical. In contrast to stand-alone single-core quantum computers, in many distributed scenarios, quantum information might have to be passed on from one quantum information processing system to another one, possibly via noisy quantum communication channels with noise levels above fault-tolerant thresholds. In such situations, quantum information processing devices will have quantum inputs, quantum outputs or even both, which pass qubits among each other.

Working in the fault-tolerant framework of [Kitaev, 1997], we show that any quantum circuit with quantum input and output can be transformed into a fault-tolerant circuit that produces the ideal circuit with some controlled noise applied at the input and output. The framework allows the direct composition of the statements, enabling versatile future applications. We illustrate this with two concrete applications. The first one concerns communication over a noisy channel with faulty encoding and decoding operations [Christandl and Müller-Hermes, 2024]. For communication codes with linear minimum distance, we construct fault-tolerant encoders and decoders for general noise (including coherent errors). For the weaker, but standard, model of local stochastic noise, we obtain fault-tolerant encoders and decoders for any communication code that can correct a constant fraction random errors. In the second application, we use our result for a state preparation circuit within the construction of [Gottesman, 2014] to establish that fault-tolerant quantum computation for general noise can be achieved with constant space overhead.

1 Introduction

1.1 Background

Many communication and computation scenarios involve black boxes, which implement a fixed quantum channel on an input-output space, while the user does not have control over their design and implementation. The user can only apply these boxes on a quantum input and receive the corresponding output. For example, in the communication setting, a noisy quantum channel, which is used as a resource to transmit information, acts as the black box [Hol72; Will13; Wat18]. Another example is quantum learning, where an unknown quantum device, whose properties are to be determined, can be viewed as such

a black box [GLM11; MW13; Eis+20; AD17]. In general, a protocol with black boxes is a composition of many instances of black boxes and quantum circuits, designed by the user to optimize the performance of the protocol. In the communication setting, the performance of the protocol can be the number of bits/qubits that are reliably transmitted using the noisy quantum channel. In the setting of quantum learning, it can be the number of black box uses needed to accurately estimate the parameters of interest.

The design of black box protocols focuses typically on aspects of efficiency in terms of the performance, while it usually supposes that the protocols can be implemented perfectly without any circuit noise. However, due to the inherent noisy nature of quantum devices, this assumption is not realistic. As a consequence, one needs to implement such protocols in a fault-tolerant way. However, we note that the standard fault-tolerant methods for implementing quantum algorithms [Sho96; AB97; Kit97; Pre98; AGP06; Got10; Got14; CJL16; YK24] are not directly applicable to black box protocols because one can not implement black boxes in the logical subspace of an error correcting code.

Standard fault-tolerant quantum computing deals with quantum circuits that have classical input and output. Such circuits consist of logic gates such as logical state preparation, unitary gates, and quantum measurement [Pre98; Got24]. A fault-tolerant realization of such circuits is based on a quantum error-correcting code, which encodes a logical qubit in multiple physical qubits, such that the logical qubit is more resilient to noise than the physical qubits. The basic idea behind fault-tolerant quantum computing is that the logic gates can be realized in the code space of an error correcting code with the help of fault-tolerant procedures, which make sure that errors do not propagate catastrophically, and, therefore, can be corrected by the error correcting code.

In this article, working in Kitaev’s framework of fault-tolerant computation [Kit97], we generalize the standard fault-tolerant quantum computation to circuits with quantum input/output. Kitaev’s framework relies on a fault-tolerant scheme (see Def. 20 below), which we construct here using the tools of fault-tolerant quantum computing based on concatenated codes from Ref. [AB97; AGP06]. We consider two kinds of independent circuit noise, namely the general circuit noise, and the circuit-level stochastic noise. For the general circuit noise with rate δ , a noisy gate is an arbitrary gate, which is δ close to the original gate in the diamond norm (quantum gates are seen as quantum channels in this framework). For the circuit-level stochastic noise with rate δ , a noisy gate applies the ideal gate with probability $(1 - \delta)$, and an arbitrary error channel with probability δ .

1.2 Our results

We below present in an informal way our results including two key applications: the first to quantum communication with noisy encoder and decoders, and the second to fault-tolerant computation with constant overhead for general noise.

Consider a circuit-level noise on a circuit with quantum input/output. Intuitively, noise in the quantum gates applied at the first and the last layer of the circuit is unavoidable. Therefore, the best fault-tolerant realization that is possible is that the noisy circuit realizes the original circuit up to independent weak noisy channels acting on the input and output systems. In this work, we show that this is essentially achievable. More precisely, we provide fault-tolerant realizations of circuits with quantum input/output, such that the noisy circuit realizes the original circuit up to some noisy channels acting on the input

and output systems. Although the noisy channels thereof are not independent and can correlate quantum systems, we show that their detrimental effects can still be controlled by characterizing them as so called *adversarial* and *local stochastic* channels (see Def. 50 and Def. 55).

For any quantum circuit Φ with classical input and quantum output (i.e. state preparation circuits), we show that there exists another quantum circuit $\bar{\Phi}$, whose noisy version $[\bar{\Phi}]_\delta$, under the general circuit noise with parameter δ , realizes Φ up to an adversarial channel \mathcal{W} with parameter $O(\delta)$. Roughly speaking, an adversarial channel on n qubits (i.e. a two-dimensional quantum system), with parameter δ , affects non-trivially at most $O(n\delta)$ qubits. An informal version of our result for quantum circuits with classical input and quantum output for the general circuit noise is given below.

Theorem 1 (Informal, see Corollary 53 for details). *Consider a quantum circuit Φ with classical input and n qubit output. Let θ be the size (total number of locations) of Φ , k be any positive integer, and $\delta < \frac{1}{c}$ be a fixed noise rate for sufficiently large constant c , considering the general circuit noise. Then, there exists a quantum circuit $\bar{\Phi}$, with the same input and output systems as Φ and of size $\theta \cdot \text{poly}(k)$, such that for any noisy version $[\bar{\Phi}]_\delta$ of the circuit $\bar{\Phi}$, we have*

$$\|[\bar{\Phi}]_\delta - \mathcal{W} \circ \Phi\|_\diamond \leq O(\theta \sqrt{(c\delta)^k}), \quad (1)$$

where \mathcal{W} is a n -qubit adversarial channel with parameter $O(\delta)$.

For the noisy version $[\bar{\Phi}]_\delta$, under the circuit-level stochastic noise with parameter δ , we show that it realizes Φ up to a local stochastic channel, with parameter $O(\delta)$. Roughly speaking, a local stochastic channel with parameter δ applies an arbitrary error channel on a subset of qubits containing $A \subseteq [n] := \{1, \dots, n\}$, with a probability that decreases exponentially in the size of A as $\delta^{|A|}$. An informal version of our result for the circuit-level stochastic noise is given below.

Theorem 2 (Informal, see Corollary 61 for details). *Consider a quantum circuit Φ as in Theorem 1. Let k be any integer and let $\delta < \frac{1}{c}$ be a fixed noise rate for sufficiently large constant c , considering the circuit-level stochastic noise. Then, there exists a quantum circuit $\bar{\Phi}$, with the same input and output systems as Φ and of size $\theta \cdot \text{poly}(k)$, such that for any noisy version $[\bar{\Phi}]_\delta$ of the circuit $\bar{\Phi}$, we have*

$$\|[\bar{\Phi}]_\delta - \mathcal{W} \circ \Phi\|_\diamond \leq O(\theta (c\delta)^k), \quad (2)$$

where \mathcal{W} is a n -qubit local stochastic channel with parameter $O(\delta)$.

We also provide analogous results to Theorems 1 and 2 for quantum circuits with quantum input and classical output (i.e. measurement circuits). In this case, an independent quantum channel acts on the input qubits, such that the independent channel is a special case of adversarial or local stochastic channel depending on the circuit noise similarly to Theorems 1 and 2 (see Corollaries 52 and 60). We note that for a Pauli circuit noise, a similar construction to Theorem 2 was used in [Got14].

We also establish a theorem with both quantum input and output that is similar to Theorems 1 and 2 in the sense that noisy circuit $[\bar{\Phi}]_\delta$ gives a realization of Φ (with both qubit input and output), up to a noise channel with parameter $O(\delta)$ acting on the input and output qubits. In this case, however, the statement includes an auxiliary system, which

acts as an environment to the input and output qubits. The noise channels are described in terms of an interaction with the auxiliary system, which can be arbitrarily correlated (see Fig. 1, and Theorem 49).

As an application of the fault-tolerant realizations of circuits with quantum input/output, we focus on a specific black box setting, namely fault-tolerant communication over noisy channels, which was previously considered in [CM22; BCM23] for Pauli noise model. Fault-tolerant quantum communication is concerned with reliably sending quantum information, which is encoded in a computational code, between the sender and the receiver that are connected by a noisy channel. The encoding and decoding circuits used for reliable fault-tolerant quantum communication are also considered to be noisy. Using fault-tolerant realizations for quantum circuits from Theorems 1 and 2 (and the analogous versions for circuits with quantum input and classical output), we show that a (standard) communication code, which is robust in the sense that it can reliably transmit information over a family of channels close to a communication channel Λ , can be used to construct a fault-tolerant communication code on Λ . This provides a general method for importing existing communication codes to the fault-tolerant scenario. An informal version of this result is given in the following theorem.

Theorem 3 (Informal, see Theorems 67 and 70 for details). *Let Λ be a n -qubit communication channel and let δ be a sufficiently small noise rate. Consider a communication code, which can reliably transmit quantum information on channels of type $\mathcal{W}' \circ \Lambda \circ \mathcal{W}$, where $\mathcal{W}, \mathcal{W}'$ are arbitrary n -qubit adversarial (or local stochastic) channels with parameter $O(\delta)$. Then, the communication code can be used to construct a reliable fault-tolerant communication code for Λ , considering general circuit (or circuit-level stochastic) noise with the parameter δ in the encoding and decoding circuits.*

Using Theorem 3, we further show that one can construct reliable fault-tolerant communication codes for the general circuit noise, using communication codes that have linear minimum distance, for example, asymptotically good codes [ALT01; CLX01; LXW09; Mat02; BF13; PK22; LZ22]. This extends a similar result in [CM22], derived for a Pauli circuit noise to the general circuit noise. Furthermore, we show that for the circuit-level stochastic noise, it is possible to construct fault-tolerant communication codes, using communication codes with sub-linear minimum distance. This improves significantly the result from [CM22], while considering a more general circuit noise than the Pauli noise. As an explicit example, we show that fault-tolerant communication codes can be constructed using toric codes [Kit97; Kit03; BK98; Den+02], whose minimum distance scales as the square root of the code length. We note that toric codes are only used for the purpose of illustration, a similar argument can be applied for codes with a linear rate of communication, for example, expander codes [TZ13; FGL18].

We show that fault-tolerant quantum input/output also finds an application in standard fault-tolerant quantum computing for circuits with classical input and output. Previous protocols for constant overhead fault-tolerance [Got14; FGL20; YK24], show that for Pauli noise, it is possible to realize fault-tolerant computation, with only a constant qubit overhead. Here, we analyse the construction from [Got14; FGL20] in the general circuit noise model. The state preparation according to Theorem 1 plays an important role in this generalization. The construction in [Got14; FGL20] is based on a constant rate quantum low-density parity check (QLDPC) codes, which encode multiple qubits in a code block. The construction relies on gate teleportation to realize the logic gates fault-tolerantly [Got14; FGL20]. For gate teleportation, one needs to prepare an ancilla state in the code space

of the QLDPC codes. Moreover, a fault-tolerant method for error correction is used. In our generalization, we consider recent constructions of QLDPC codes, with a constant rate and constant minimum distance [PK22; LZ22], to encode logical qubits. We use the state preparation method from Theorem 1 to prepare the ancilla state needed for gate teleportation. For fault-tolerant error correction, we generalize the single shot error correction for QLDPC codes from [Gu+24] to the general circuit noise. An informal version of our constant overhead theorem is given in the following theorem.

Theorem 4 (Informal, see Theorem 73 for details). *Consider a quantum circuit Φ , with classical input and output, working on x qubits, and of size $\text{poly}(x)$. For any asymptotic overhead $\alpha > 1$, there exists a constant error rate $\delta_{th} > 0$, and a quantum circuit $\bar{\Phi}$, with the same input and output, and working on $x' = \alpha x + o(x)$ qubits, such that any noisy version $[\bar{\Phi}]_\delta$, under the general circuit noise with parameter $\delta \leq \delta_{th}$, simulates Φ with a vanishing error probability as x goes to infinity.*

To summarize, we provide fault-tolerant realizations of circuits with quantum input/output, and apply them in the context fault-tolerant quantum communication, and fault-tolerant quantum computation with constant overhead. We note that the presented framework and tools can also be used in other settings, e.g. quantum learning and distributed computation. In the remainder of this introduction, we give details about our technical contributions on which the above described results rest.

1.3 Set up and proof techniques

1.3.1 The fault-tolerant framework of Kitaev

In this section, we describe in an informal way the fault-tolerant framework of Kitaev [Kit97], highlighting some of the key features of the framework. For more details, we refer the reader to Section 2.

Quantum codes. Kitaev’s framework considers a notion of *many-to-one* quantum codes to encode logical information in physical qubits, where many-to-one refers to the fact that the representation of a quantum state in the code is not unique. Many-to-one quantum codes can be obtained from a standard (one-to-one) quantum code, encoding m logical qubits in n physical qubits, defined by an isometry V from m qubit space to n qubit space. This is done as follows.

Let \mathcal{E} be any set of error operators that can be corrected by a one-to-one code C . The many-to-one code is defined by applying operators in \mathcal{E} on the code states of C . Consider a code state $V|\psi\rangle$ of C , where $|\psi\rangle$ is a m -qubit state. In the many-to-one code D derived from C using correctable errors \mathcal{E} , the state $EV|\psi\rangle, \forall E \in \mathcal{E}$ is a code state corresponding to $|\psi\rangle$. In fact, there exists a quantum channel μ^* , which acts as an *ideal decoder*, decoding any code state of the many-to-one code to its unencoded version in the sense that

$$\mu^*(EV|\psi\rangle\langle\psi|V^\dagger E') \propto |\psi\rangle\langle\psi|, \forall E, E' \in \mathcal{E}. \quad (3)$$

where the proportionality constant solely depends on the operators E, E' . Moreover, μ^* is given by $\text{Tr}_F \circ \mathcal{U}^\dagger$, where $\mathcal{U} = U(\cdot)U^\dagger$ is a unitary channel, and system F can be considered as a syndrome space (see Def. 11).

Remark 5. *It is worth noting that many-to-one codes are not better than the one-to-one code in terms of error correction performance. However, many-to-one codes are natural in the context of fault-tolerant quantum computing, where one can only hope to prepare code states with some correctable errors on it.*

Logic channels. Using a notion of *representation of quantum channels* in the code, Kitaev's framework allows applying quantum channels on the logical subspace of many-to-one codes. The representation of quantum channels is formalized using a commutative diagram (see Fig. 5) involving channels \mathcal{P} and \mathcal{T} , wherein if the commutative diagram holds with accuracy $\epsilon > 0$, we say \mathcal{T} represents \mathcal{P} with accuracy ϵ . The definition is general as \mathcal{T} may represent \mathcal{P} in two different many-to-one codes D_1, D_2 . It also allows *composability* in the sense that if \mathcal{T}_1 represents \mathcal{P}_1 in D_1, D_2 , with accuracy ϵ_1 , and \mathcal{T}_2 represents \mathcal{P}_2 in D_2, D_3 , with accuracy ϵ_2 , then $\mathcal{T}_2 \circ \mathcal{T}_1$ represents $\mathcal{P}_2 \circ \mathcal{P}_1$ (assuming that $\mathcal{P}_2 \circ \mathcal{P}_1$ is a valid composition) in the code D_1, D_3 , with an accuracy $\epsilon_1 + \epsilon_2$ (see Lemma 16).

Circuit noise. We consider two types of circuit noise, namely general and stochastic circuit noise. For general noise with parameter $\delta > 0$, any gate g (a gate realizes a quantum channel) from a gate set is replaced by a noisy gate \tilde{g} , such that $\|g - \tilde{g}\|_\diamond \leq \delta$. For stochastic noise with parameter δ , the noisy version is given by $\tilde{g} = (1 - \delta)g + \delta\mathcal{Z}$, for some quantum channel \mathcal{Z} .

Fault-tolerant scheme. To realize quantum circuits fault-tolerantly in the presence of the circuit noise, Kitaev's framework supposes existence of a fault-tolerant scheme, which consists of the following three points:

- (a) **Quantum codes:** A sequence of many-to-one quantum codes $D_k, k = 1, 2, \dots$, encoding one logical qubit in n_k physical qubits. Here, D_1 is the trivial code, that is, $n_k = 1$.
- (b) **Logic gate:** For any gate g from a gate set, a sequence of quantum circuits $\Psi_{g,k}, k = 1, 2, \dots$, such that the noisy version $[\Psi_{g,k}]_\delta$, with noise parameter $\delta > 0$, represents the gate g in codes D_k , with an accuracy $(c\delta)^k$, for a constant $c > 0$.
- (c) **Interface:** A sequence of circuits $\Gamma_{k,l}, k, l = 1, 2, \dots$, such that the noisy version $[\Gamma_{k,l}]_\delta$, with the parameter δ , represents the identity gate in codes D_k, D_l , with accuracy $(c\delta)^{\min\{k,l\}}$.

The parameters $n_k, |\Psi_{g,k}|$ (size of $\Psi_{g,k}$), and $|\Gamma_{k,l}|$ are given by $\text{poly}(k)$. We emphasize that circuits $\Gamma_{k,l}$ in point (c) of the fault-tolerant scheme allows to switch between codes D_k 's, in a fault-tolerant way (i.e., preserving the logical information with a reasonable accuracy while switching). This is important for our fault-tolerant realizations of quantum circuits with quantum input/output. We note that the circuits $\Gamma_{k,l}$ are analogous to interfaces considered in [CM22].

1.3.2 Our key technical contributions

Transformation Rules. In Lemma 24, we show that if a quantum channel $\tilde{\mathcal{T}}$ approximately represents \mathcal{P} in the code D_1, D_2 with accuracy ϵ , then there exists an exact representation of \mathcal{P} , which is $O(\sqrt{\epsilon})$ close to \mathcal{T} . This strengthens a result from [Kit97], where

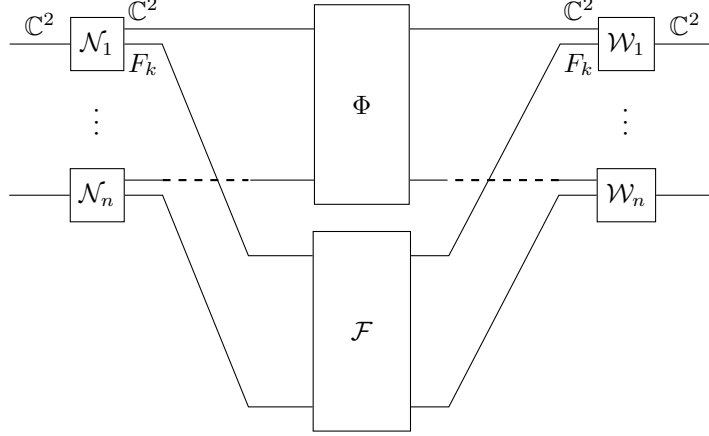


Figure 1: The figure shows the channel $(\otimes_{i=1}^{n'} \mathcal{W}_i) \circ (\mathcal{T}_\Phi \otimes \mathcal{F}) \circ (\otimes_{i=1}^n \mathcal{N}_i)$ from Eq. (4).

the bound is $O(|M|\sqrt{\epsilon})$, where $|M|$ is the output dimension of \mathcal{P} . Using the exact representation, we obtain a set of transformation rules, when \mathcal{P} is unitary, state preparation or measurement gate (see Corollaries 25, 26, and 27). The obtained transformation rules show that the channel \mathcal{T} can be written as a product channel over the *logical* and *syndrome* space of the many-to-one code (see also Figures 7, 8, and 9). This property is useful in our proofs of theorems for fault-tolerant quantum input/output.

Interfaces. In Section 3.2, we provide a fault-tolerant scheme. To this end, we translate the fault-tolerant constructions based on concatenated codes [AGP06; AB97] to Kitaev's framework. Our main contribution in this section is showing the existence of quantum circuits $\Gamma_{k,l}$ according to Point (c) of the fault-tolerant scheme.

Fault-tolerant realization of quantum circuits with quantum input/output. In Theorem 49, we show that for any quantum circuit Φ of size θ , with n qubit input and n' qubit output, there exists a quantum circuit $\bar{\Phi}$ of size $\theta \text{ poly}(k)$, with the same input and output systems, such that the noisy version $[\bar{\Phi}]_\delta$, with parameter δ , realizes the following channel, with an accuracy $O(\theta\sqrt{(c\delta)^k})$ (see also Fig. 1),

$$\|[\bar{\Phi}]_\delta - (\otimes_{i=1}^{n'} \mathcal{W}_i) \circ (\Phi \otimes \mathcal{F}) \circ (\otimes_{i=1}^n \mathcal{N}_i)\|_\diamond \leq O(\theta\sqrt{(c\delta)^k}), \quad (4)$$

where, for some Hilbert space F_k , $\mathcal{N}_i, i \in [n]$ is a channel from the space $\mathbf{L}(\mathbb{C}^2)$ (that is, the set of linear operators on the qubit Hilbert space \mathbb{C}^2) to $\mathbf{L}(\mathbb{C}^2 \otimes F_k)$ and $\mathcal{W}_i, i \in [n']$ is a channel from $\mathbf{L}(\mathbb{C}^2 \otimes F_k)$ to $\mathbf{L}(\mathbb{C}^2)$ and \mathcal{F} is a channel from $\mathbf{L}(F_k^{\otimes n})$ to $\mathbf{L}(F_k^{\otimes n'})$. Furthermore, \mathcal{N}_i and \mathcal{W}_i satisfy the following inequalities (\mathcal{I} being the identity channel),

$$\|\text{Tr}_{F_k} \circ \mathcal{N}_i - \mathcal{I}_{\mathbb{C}^2}\|_\diamond \leq O(\delta). \quad (5)$$

$$\|\mathcal{W}_i - \mathcal{I}_{\mathbb{C}^2} \otimes \text{Tr}_{F_k}\|_\diamond \leq O(\delta). \quad (6)$$

In Eq. (4), systems F_k act as an environment, which interacts with the “data” qubits (systems corresponding to \mathbb{C}^2 's) at the first and last step through channels \mathcal{N}_i 's and \mathcal{W}_i 's,

while between the first and the last step, the circuit Φ is applied perfectly on the data qubits, as depicted in Fig. 1. Therefore, the noisy circuit $[[\bar{\Phi}]_\delta$ realizes Φ up to noisy channels, which are $O(\delta)$ close to identity (in the sense of Eqs (5) and (6)), applied on each input and output qubit. We note that environment systems F_k 's can get correlated with each other through the quantum channel \mathcal{F} , which is not necessarily a product channel. Furthermore, the environment can also have a memory meaning that it preserves correlation with the data qubits after the interaction.

When the circuit noise is stochastic, Eq. (5) and Eq. (6) can be further simplified as follows,

$$\text{Tr}_{F_k} \circ \mathcal{N}_i = (1 - \epsilon) \mathcal{I}_{\mathbb{C}^2} + \epsilon \mathcal{Z}_{\Gamma_{1,k}^i}, \quad (7)$$

$$\mathcal{W}_i = (1 - \epsilon) \mathcal{I}_{\mathbb{C}^2} \otimes \text{Tr}_{F_k} + \epsilon \mathcal{Z}_{\Gamma_{k,1}^i}, \quad (8)$$

for $\epsilon = O(\delta)$ and some quantum channels $\mathcal{Z}_{\Gamma_{1,k}^i}$, and $\mathcal{Z}_{\Gamma_{k,1}^i}$.

Proof idea: To obtain the circuit $\bar{\Phi}$, we first consider a circuit Φ_k , which is realization of Φ in the code D_k in the sense that every location g in the circuit Φ is replaced by the corresponding $\Psi_{g,k}$ from the fault-tolerant scheme. We then define $\bar{\Phi}$, which has the same input and output systems as Φ

$$\bar{\Phi} := (\otimes_{i=1}^{n'} \Gamma_{k,1}^i) \circ \Phi_k \circ (\otimes_{i=1}^n \Gamma_{1,k}^i), \quad (9)$$

where $\Gamma_{k,1}$ and $\Gamma_{1,k}$ are interfaces according to Point (c) of the fault-tolerant scheme. We insert identity $\mathcal{U}_k \circ \mathcal{U}_k^\dagger$ in the noisy circuit $[\bar{\Phi}]_\delta$, where \mathcal{U}_k is the unitary channel corresponding to the ideal decoder μ_k^* of D_k . This gives us,

$$[\bar{\Phi}]_\delta = \left(\otimes_{i=1}^{n'} ([\Gamma_{k,1}^i]_\delta \circ \mathcal{U}_k^i) \right) \circ \left((\otimes_{i=1}^{n'} \mathcal{U}_k^{i\dagger}) \circ [\Phi_k]_\delta \circ (\otimes_{i=1}^n \mathcal{U}_k^i) \right) \circ \left(\otimes_{i=1}^n (\mathcal{U}_k^{i\dagger} \circ [\Gamma_{1,k}^i]_\delta) \right), \quad (10)$$

Using the fact that $[\Gamma_{k,1}^i]_\delta$ (or $[\Gamma_{1,k}^i]_\delta$) represents the identity channel in D_k, D_1 (or D_1, D_k) with accuracy $c\delta$, we show that $[\Gamma_{k,1}^i]_\delta \circ \mathcal{U}_k^i$ and $\mathcal{U}_k^{i\dagger} \circ [\Gamma_{1,k}^i]_\delta$ produce the quantum channels \mathcal{W}_i and \mathcal{N}_i from Fig. 1, respectively (see also Lemmas 47 and 48). Moreover, using the transformation rules mentioned above, we show that $(\otimes_{i=1}^{n'} \mathcal{U}_k^{i\dagger}) \circ [\Phi_k]_\delta \circ (\otimes_{i=1}^n \mathcal{U}_k^i)$ produces the quantum channel $\Phi \otimes \mathcal{F}$ (see also Lemma 45).

1.3.3 Techniques behind main results

In this section, we highlight the techniques used in the proofs of the theorems stated in Section 1.2.

Fault-tolerant state preparation circuit (Theorem 1 and Theorem 2): For a state preparation circuit Φ , we have $n = 0$ (no quantum input) and the channel \mathcal{F} in Eq. (4) is a state preparation map. Let η be the state prepared by \mathcal{F} , then we get the following from Eq. (4) (see also part (b) of Fig. 2),

$$\|[\bar{\Phi}]_\delta - \mathcal{W} \circ \Phi\|_\diamond \leq O(\theta \sqrt{(c\delta)^k}), \quad (11)$$

where $\mathcal{W} := (\otimes_{i=1}^{n'} \mathcal{W}_i) \circ (\otimes \eta)$ is a quantum channel, with the channels $\mathcal{W}_i, i \in [n']$ satisfying Eq. (6). We show that \mathcal{W} can be approximated by as $\|\mathcal{W} - \mathcal{W}'\|_\diamond \leq O(\exp(-O(n\delta)))$,

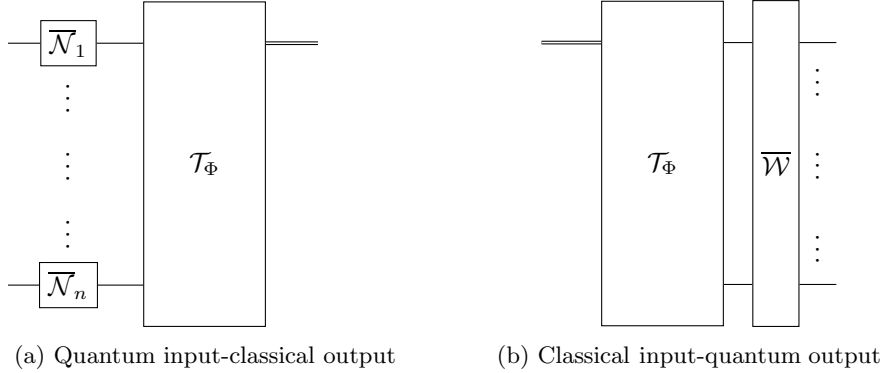


Figure 2: Fault-tolerant realizations of quantum circuits with quantum systems only at the input or output. The channels $\bar{\mathcal{W}}$ and $\bar{\mathcal{N}}$ are either adversarial or local stochastic (depending on the circuit noise), with parameter $O(\delta)$.

where \mathcal{W}' is a superoperator of weight $O(n\delta)$ in the sense that it can be written as linear combination of superoperators $(\otimes_{i \in [n'] \setminus A} \mathcal{I}_i) \otimes \mathcal{V}_A$, where \mathcal{V}_A is a superoperator acting on qubits in set $A \subseteq [n'] := \{1, 2, \dots, n'\}$, with size $|A| = O(n\delta)$ (see also Fig. 2), that is,

$$\mathcal{W}' = \sum_{A \subseteq [n'], |A|=O(n\delta)} (\otimes_{i \in [n'] \setminus A} \mathcal{I}_i) \otimes \mathcal{V}_A \quad (12)$$

When the circuit noise is stochastic with parameter δ , the channels \mathcal{W}_i in \mathcal{W} are stochastic with parameter $O(\delta)$, as given by Eq. (8). Using Eq. (8), we show that \mathcal{W} is a local stochastic channel with parameter $O(\delta)$ for any state η as follows,

The channel \mathcal{W} can be written as,

$$\mathcal{W} = \sum_{A \subseteq [n']} (\otimes_{i \in [n'] \setminus A} \mathcal{I}_i) \otimes \mathcal{V}_A, \quad (13)$$

for completely positive maps $\mathcal{V}_A : \mathbf{L}(M^{\otimes |A|}) \rightarrow \mathbf{L}(M^{\otimes |A|})$ that only act on the set $A \subseteq [n']$ and that satisfy the following: for every $T \subseteq [n']$,

$$\left\| \sum_{A: T \subseteq A} (\otimes_{i \in [n'] \setminus A} \mathcal{I}_i) \otimes \mathcal{V}_A \right\|_{\diamond} \leq \delta^{|T|}. \quad (14)$$

We note that this condition is stronger than than the condition in Eq. (12) for \mathcal{W}' , as roughly speaking, even though errors can be slightly correlated in local stochastic noise, they are still typical (random) errors. This is also a reason for calling \mathcal{W}' an adversarial noise.

Finally, we note that analogous results for a measurement circuit Φ can be obtained by substituting $n' = 0$ and $\mathcal{F} = \text{Tr}_{F_k}^{\otimes n'}$ in Eq. (4) (see also part (a) of Figure 2).

Fault-tolerant quantum communication (Theorem 3). We apply fault-tolerant realizations of our state preparation and measurements circuits to design fault-tolerant encoders and decoders for communication using noisy channels. We consider the model of fault-tolerant communication from [CM22], where the goal is to establish point-to-point

communication between two fault-tolerant quantum computers. More precisely, one would like to transmit logical information encoded in the computational code (for example, D_k from the fault-tolerant scheme) from one fault-tolerant computer to another.

To specify the notion of logical information in the computational code, we consider a state preparation circuit Φ_1 at the sender's end, and an arbitrary measurement circuit Φ_2 at the decoder's end [CM22]. A qubit (or a set of qubits) can be completely defined by the classical output of the composed circuit $\Phi_2 \circ \Phi_1$. The logical information encoded in the code then can be defined using $\Phi_2^k \circ \Phi_1^k$, where Φ_1^k and Φ_2^k are realizations of Φ_1 and Φ_2 in the code D_k , respectively.

A fault-tolerant coding to transmit m logical qubits ($m \leq n$) on a n qubit communication channel Λ consists of finding an encoding circuit Φ_A , that takes m logical qubits as input and outputs n physical qubits and a decoding circuit Φ_B , which takes n physical qubits as input and outputs m logical qubits, respectively, such that there noisy realizations satisfy,

$$[\Phi_2^k]_\delta \circ [\Phi_B]_\delta \circ \Lambda \circ [\Phi_A]_\delta \circ [\Phi_1^k]_\delta \approx \Phi_2 \circ \Phi_1 \quad (15)$$

for any preparation circuit Φ_1 , preparing a m qubit state and any measurement circuit Φ_2 , measuring a n qubit state. Note that $[\Phi_B]_\delta \circ \Lambda \circ [\Phi_A]_\delta$ simulates identity on D_k . We also note that the effective circuit applied at the encoder's end, that is, $\Phi_A \circ \Phi_1$ is a state preparation circuit and the effective circuit at the decoder end, that is, $\Phi_2 \circ \Phi_B$ is a measurement circuit. Below we give an outline of the proof of Theorem 3, assuming the above model of fault-tolerant communication.

Consider the n qubit communication channel Λ in Theorem 3. We run the preparation and measurement circuits at the sender and receiver's side, respectively, using our fault-tolerant realizations. As our fault-tolerant realizations ensure that the circuit noise is pushed to the last or first step (see Fig. 2), we can consider noiseless circuits at both the sender and receiver end, at the cost of an effective communication channel, which is given by $\mathcal{W} \circ \Lambda \circ \mathcal{W}'$, where \mathcal{W} is the channel due to preparation circuit and \mathcal{W}' is the channel from measurement circuit. The channels $\mathcal{W}, \mathcal{W}'$ are either adversarial or local stochastic channels depending on the circuit noise. Therefore, to communicate reliably, one needs communication codes that are robust against a weak adversarial channel or local stochastic channel applied at the input and output of the communication channel.

We also provide examples of robust communication codes. For adversarial noise, we show that a communication code, with a linear minimum distance gives a robust communication code (see Theorem 67). For local stochastic noise, we show that it suffices to consider the codes that correct random errors with a local stochastic distribution (see Theorem 70) and such codes do not need to have linear minimum distance. We demonstrate this with an example, where the toric code is used as a communication code (see Section 5.3.1).

Constant overhead fault-tolerant quantum computation (Theorem 4) To prove Theorem 4, we generalize the constant overhead constructions from [Got14; FGL20] to the general circuit noise. Our state preparation from Theorem 1 plays an important role in this generalization. The constructions in [Got14; FGL20] use QLDPC codes with constant rate to encode logical information. Two main ingredients of this construction are (1) fault-tolerant error correction, and (2) gate teleportation to realize fault-tolerant logic gates. We generalize the above two points for the general circuit noise.

In our generalization, we consider a family of QLDPC codes with constant rate and *linear minimum distance*, and having a single-shot decoding procedure, such as the QLDPC

codes from [PK22], and their decoder analysis from [Gu+24]. For Point (2), the main difficulty in the generalization comes from the fact that gate teleportation requires a specific ancilla state prepared in the code state. This is resolved by our state preparation procedure from Theorem 1. For Point (1), using the single-shot decoder with noisy syndrome given in [Gu+24], we provide a fault-tolerant error correction under general circuit noise, as described below.

We consider parallel error correction of several code blocks of a QLDPC code, and show that by doing single shot error correction, the errors can be controlled. More precisely, consider h code blocks of the QLDPC code C , that encodes m logical qubits in n physical qubits (asymptotically $\frac{m}{n}$ is a constant). Consider a joint state $|\psi\rangle$ in the code space of these h blocks, and let \mathcal{V} be an error map on the state $|\psi\rangle\langle\psi|$ of weight sn for a constant $s < 1$, with respect to each code block (roughly speaking, \mathcal{V} affects at most sn qubits in each code block). By applying the noisy version of our error correction circuit Φ_{EC} on all the code blocks, we get

$$\|(\otimes_{i=1}^h [\Phi_{\text{EC}}^i]_{\delta}) \circ \mathcal{V}(|\psi\rangle\langle\psi|) - \mathcal{V}'(|\psi\rangle\langle\psi|)\|_1 \leq O(h \exp(-O(n\delta))), \quad (16)$$

where \mathcal{V}' is an error map of weight $s'n$, with respect to each code block, where $s' < s$. Therefore, by applying the noisy error correction circuit, one can reduce the weight of the error map, with an accuracy $O(h \exp(-O(n\delta)))$.

We combine our generalizations of fault-tolerant error correction and gate teleportation in a similar way to [Got14; FGL20] to obtain fault-tolerant quantum computation with constant overhead. Below, we briefly describe the construction of quantum circuit Φ_{ϵ} from Φ .

We divide x qubits of circuit Φ in x/m blocks, each containing $m = O(\sqrt{x})$ qubits (see also Fig. 3). We suppose a sequential realization of Φ , where at each layer (time step), only one non-trivial gate is applied on a selected set of qubits, and the idle gate is applied on the remaining qubits. To construct Φ_{ϵ} , we consider a QLDPC code that encodes m logical qubits in n qubits. We replace each block of Φ , containing m qubits, by n qubits corresponding to the QLDPC code. Then Φ_{ϵ} is obtained by replacing all the non-trivial gates in the sequential circuit Φ by the corresponding logic gate based on gate teleportation, while idle gates are replaced by error correction. The realization of a logic gate through gate teleportation is illustrated in Fig. 3. Note that the logic gates in Φ_{ϵ} needs to be applied sequentially due to the fact that the qubit overhead in ancilla preparation is not constant but poly logarithmic (see also Fig. 3). This means that for one non-trivial logic gate, we need $O(\sqrt{x} \text{ polylog } \frac{x}{\epsilon})$ ancilla qubits. This is not a problem, since the overhead is sublinear with respect to total number of qubits x , and sequential implementation ensures that ancilla qubits can be reused. Note that applying parallel logic gates would mean preparing ancilla states in parallel, hence possibly blowing up the overhead with respect to x .

1.4 Structure of the manuscript

The remainder of the paper is organized as follows. In Section 2, we review basic definitions related to Kitaev's framework for fault-tolerant quantum computing [Kit97], including circuit noise and the corresponding fault-tolerant schemes. In Section 3, we provide transformation rules, which are crucial for the fault-tolerant realizations of quantum input/output, and also provide a construction of fault-tolerant scheme based on the fault-tolerant constructions in [AB97; AGP06]. In Section 4, we prove our main results regarding the fault-tolerant

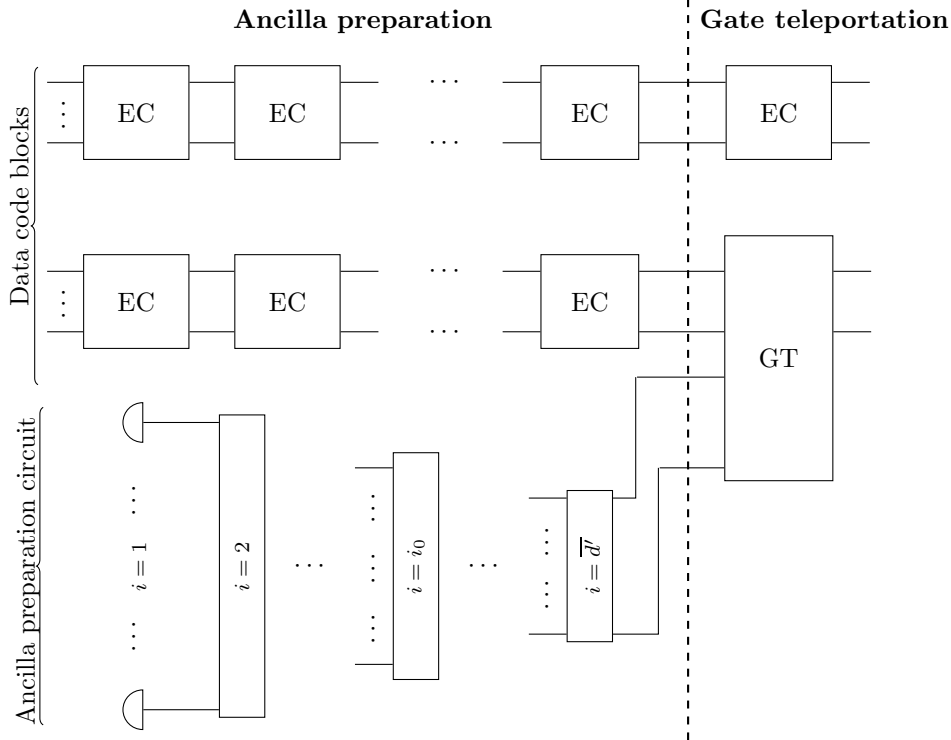


Figure 3: The figure illustrates the realization of a logic gate in Φ_ϵ , which simulates the sequential circuit Φ . The blocks corresponding to EC (error correction) and GT (gate teleportation) represent code blocks of the QLDPC codes in Φ_ϵ . The size of each block is $m = O(\sqrt{x})$, where x is the number of qubits in Φ . The logic gate is realized in two steps, namely ancilla preparation and gate teleportation steps. During the ancilla preparation, a code state is prepared, using state preparation method from Corollary 53. Note that the *decreasing size* of the layers in the ancilla preparation circuit reflects the fact that extra qubits are needed during ancilla preparation. The qubit overhead in ancilla preparation circuit alone is in fact not constant (it is poly logarithmic). While the ancilla state is prepared, several rounds of error correction is applied on the data code blocks. During the gate teleportation, the prepared ancilla state is transferred to the specified code block, and the logic gate is realized using gate teleportation. On the remaining code blocks error correction is applied.

implementation of circuits with quantum input/output. In Section 5, we provide quantum communication with noisy encoder and decoders, and in Section 6, we provide fault-tolerant quantum computation with constant overhead.

2 Kitaev's framework for fault-tolerant quantum computation

2.1 Notation and preliminaries

Notation. We use symbols M, L, N for finite dimensional Hilbert spaces, and $\mathbf{L}(M, N)$ for linear operators from M to N or simply $\mathbf{L}(M)$ for linear operators on M . We use $\mathbf{D}(M)$ for quantum states on M . A qubit Hilbert space is denoted by \mathbb{C}^2 . For a Hilbert space M , $|M|$ denotes its dimension, for example, $|\mathbb{C}^2| = 2$. Quantum channels are denoted by the calligraphic letters $\mathcal{T}, \mathcal{P}, \mathcal{R}, \mathcal{N}, \mathcal{V}, \mathcal{W}$, etc. The identity operator is denoted by $\mathbb{1}$ and the identity quantum channel by \mathcal{I} .

Let $[n] := \{1, \dots, n\}$ be a set of labels for n qubits. For any $A \subseteq [n]$, we define the space of errors with support on A as the space of linear operators acting only on qubits in A , i.e.,

$$\mathcal{E}(A) := \{(\otimes_{i \in [n] \setminus A} \mathbb{1}_i) \otimes E_A : E_A \in \mathbf{L}(M^{\otimes |A|})\} \subseteq \mathbf{L}(M^{\otimes n}), \quad (17)$$

Using $\mathcal{E}(A)$, we define the space of operators with *weight* $z \leq n$ qubits as follows.

Definition 6 (Weight of an operator). *The set of operators with weight $z \leq n$ qubits is defined as,*

$$\mathcal{E}(n, z) := \text{span}\{E : E \in \mathcal{E}(A) \text{ for some } A \subseteq [n] \text{ s.t. } |A| \leq z\} \quad (18)$$

Therefore, an operator in $\mathcal{E}(n, z)$ is a linear combination of operators in $\{\mathcal{E}(A_i) : A_i \subseteq [n], |A_i| < z\}$. Similarly, we can define the space of superoperators with weight z .

Definition 7 (Weight of a superoperator). *The space of superoperators with weight $z \leq n$ is defined as,*

$$\mathcal{E}(n, z)(\cdot)\mathcal{E}(n, z)^* = \text{span}\{E_1(\cdot)E_2 : E_1 \in \mathcal{E}(n, z), E_2 \in \mathcal{E}(n, z)^*\}. \quad (19)$$

We will use the diamond norm as a distance measure between two superoperators [Kit97; Wat09; KSW08b].

Definition 8 (Diamond norm). *For any superoperator $\mathcal{T} : \mathbf{L}(M) \rightarrow \mathbf{L}(N)$, the diamond norm $\|\mathcal{T}\|_\diamond$ is defined as,*

$$\|\mathcal{T}\|_\diamond := \sup_G \|\mathcal{I}_G \otimes \mathcal{T}\|_1, \quad (20)$$

where the one-norm is given by,

$$\|\mathcal{T}\|_1 := \sup_{\substack{\|\rho\|_1 \leq 1 \\ \rho \in \mathbf{L}(M)}} \|\mathcal{T}(\rho)\|_1. \quad (21)$$

We will need the continuity theorem for Stinespring dilations from [KSW08b; KSW08a], here formulated in the Schrödinger picture rather than the Heisenberg picture.

Theorem 9. *Let $\mathcal{T}_1, \mathcal{T}_2 : \mathbf{L}(M) \rightarrow \mathbf{L}(N)$ be two quantum channels, i.e. completely positive and trace preserving superoperators. Then*

$$\frac{\|\mathcal{T}_1 - \mathcal{T}_2\|_\diamond}{2} \leq \inf_{V_1, V_2} \|V_1 - V_2\|_\infty \leq \sqrt{\|\mathcal{T}_1 - \mathcal{T}_2\|_\diamond}, \quad (22)$$

where the minimization extends over Stinespring dilations V_1 and $V_2 : M \rightarrow N \otimes G$, of \mathcal{T}_1 and \mathcal{T}_2 , respectively.

2.2 Quantum codes

We consider two definitions of quantum codes from [Kit97], namely “one-to-one” and “many-to-one” codes. The one-to-one codes are a subfamily of the many-to-one codes.

Definition 10 (one-to-one quantum code). *Let $V : M \rightarrow N$ be an isometry, where M and N are Hilbert spaces. A one-to-one quantum code C of type (N, M) is defined by the code space $\overline{L} := \text{Im}(V) \subseteq N$ in the following sense. For any $|\xi\rangle \in M$, the corresponding code state is unique and is given by $V|\xi\rangle \in \overline{L}$. If N and M are n -qubit and m -qubit systems, we say C is a code of type (n, m) .*

Let a linear space $\mathcal{E} \subseteq \mathbf{L}(N)$ be a space of error operators. We define another linear space $L = \mathcal{E}\overline{L} \subseteq N$. We note that L can be equal to N . Let $\mathcal{E}(\cdot)^{\mathcal{E}^*}$ be the linear space of superoperators, consisting of maps of type $X(\cdot)Y^\dagger$ for $X, Y \in \mathcal{E}$ and linear combinations thereof. Then, a one-to-one code is said to correct errors from \mathcal{E} if there exists a “recovery” quantum channel $\mathcal{P} : \mathbf{L}(L) \rightarrow \mathbf{L}(\overline{L})$ such that [Kit97, Def. 8.2]

$$(\mathcal{P} \circ \mathcal{T})(\rho) = K(\mathcal{T})\rho, \quad \forall \mathcal{T} \in \mathcal{E}(\cdot)^{\mathcal{E}^*} \text{ and } \rho \in \mathbf{L}(\overline{L}), \quad (23)$$

where the constant $K(\mathcal{T})$ only depends on \mathcal{T} .

Let $E = \{E_i\}$ be a basis for $\mathcal{E} \subseteq \mathbf{L}(N)$. We know that such a recovery channel exists if and only if [KL97; NC01]

$$PE_i^\dagger E_j P = \alpha_{ij} P, \quad \forall E_i, E_j \in E. \quad (24)$$

where $P = VV^\dagger \in \mathbf{L}(N)$ is the projector on the code space $\overline{L} \subseteq N$ and α_{ij} are elements of a Hermitian matrix α . From Eq. (24), we can obtain another basis $F = \{F_i\}$ for \mathcal{E} such that (see [NC01, Chapter 10] for more details)

$$PF_i^\dagger F_j P = d_{ij} P, \quad \forall F_i, F_j \in F, \quad (25)$$

where d is a diagonal matrix. Consider the polar decomposition of $F_i P$ given by a unitary U_i

$$F_i P = U_i \sqrt{PF_i^\dagger F_i P} = d_{ii} U_i P. \quad (26)$$

It can be seen that $\{P_i\}_{i=1}^r$, where $P_i = U_i P U_i^\dagger$, defines a projective measurement on the subspace $L \subseteq N$, that is, $P_i P_j = \delta_{ij} P_i$ and $\sum_i P_i \equiv \mathbb{1}_L$ (see [NC01, Chapter 10] for more details). Furthermore, the recovery channel $\mathcal{P} : \mathbf{L}(L) \rightarrow \mathbf{L}(\overline{L})$ is given by,

$$\mathcal{P}(\sigma) = \sum_i U_i^\dagger P_i \sigma P_i U_i, \quad \sigma \in \mathbf{L}(L). \quad (27)$$

Note that \mathcal{P} can be extended to the full space N by adding an extra Kraus operator $X(\mathbb{1}_N - \sum_i P_i)$, where $X : N \rightarrow N$ is any unitary.

The recovery can also be done coherently by applying the unitary $W^\dagger : L \rightarrow \overline{L} \otimes F$, where F is an auxiliary system of dimension r such that,

$$W^\dagger |\psi\rangle = \sum_{i=1}^r (U_i^\dagger P_i |\psi\rangle) \otimes |i\rangle, \quad |\psi\rangle \in L. \quad (28)$$

Note that $\langle \phi | WW^\dagger |\psi\rangle = \langle \phi | \psi\rangle$ and $|L| = |\overline{L} \otimes F| = r|\overline{L}|$. Hence, W is a unitary.

Now consider an $|\xi\rangle \in \overline{L}$ and an $E \in \mathcal{E}$. Note that

$$\begin{aligned} \text{Tr}_F(W^\dagger E|\xi\rangle\langle\xi|E^\dagger W) &= \sum_i U_i^\dagger P_i E|\xi\rangle\langle\xi|E^\dagger P_i U_i \\ &= \mathcal{P}(E|\xi\rangle\langle\xi|E^\dagger) \\ &= K(E(\cdot)E^\dagger)|\xi\rangle\langle\xi|, \end{aligned}$$

where the last equality uses Eq. (23). Therefore, we must have $U_i^\dagger P_i E|\xi\rangle \propto |\xi\rangle$, which implies

$$W^\dagger E|\xi\rangle = |\xi\rangle \otimes |\varphi\rangle, \quad (29)$$

where $|\varphi\rangle$ is an unnormalized state.

Many-to-one codes. Let \mathcal{E} be a space of errors that can be corrected by a one-to-one code C of type (N, M) defined by the subspace $\overline{L} \subseteq N$, and consider the linear space $L = \mathcal{E}\overline{L} \subseteq N$. From Eq. (29), there exists a unitary $W : \overline{L} \otimes F \rightarrow L$ such that, for all $|\xi\rangle \in \overline{L}$ and $E \in \mathcal{E}$, we have [KL97]

$$W^\dagger(E|\xi\rangle) = |\xi\rangle \otimes |\varphi\rangle_F, \quad (30)$$

where F is an auxiliary Hilbert space and $|\varphi\rangle$ is an unnormalized state depending on E . The unitary $U : M \otimes F \rightarrow L$, $U = W(V \otimes \mathbf{1}_F)$ defines a many-to-one quantum code in the following sense: A quantum state $\gamma \in \mathbf{D}(M)$ is encoded by any $\rho \in \mathbf{D}(L)$ if

$$\text{Tr}_F(U^\dagger \rho U) = \gamma.$$

The many-to-one code defined by $U : M \otimes F \rightarrow L$ is also called ‘‘derived code’’ and is denoted by $\text{Der}(\overline{L}, \mathcal{E})$ in [Kit97] (see Fig. 4). Below, we give a formal definition of many-to-one codes.

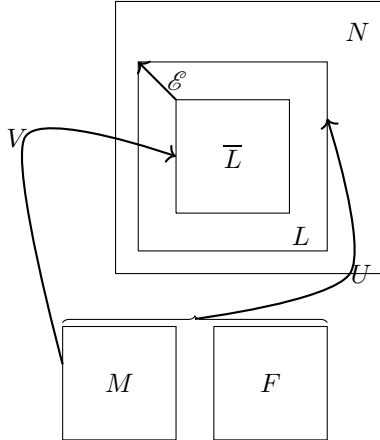


Figure 4: Schematic representation of the spaces in the derived code $\text{Der}(\overline{L}, \mathcal{E})$. The isometry $V : M \rightarrow N, \text{Im}(V) = \overline{L}$ is the original one-to-one quantum code. The unitary $U : M \otimes F \rightarrow L$, where $L = \mathcal{E}\overline{L} \subseteq N$, defines the many-to-one code.

Definition 11 (many-to-one quantum code). *A many-to-one quantum code of type (N, M) is defined by a unitary $U : M \otimes F \rightarrow L, L \subseteq N$ for some Hilbert space F . Let $\mu : \mathbf{L}(M) \rightarrow \mathbf{L}(L)$ be the superoperator defined by $\mu : X \mapsto U(X \otimes \mathbf{1}_F)U^\dagger$. A quantum state $\gamma \in \mathbf{D}(M)$ is encoded by any $\rho \in \mathbf{D}(L)$ satisfying*

$$\mu^*(\rho) = \text{Tr}_F(U^\dagger \rho U) = \gamma.$$

A many-to-one code is fully specified by the pair (L, μ) . As for one-to-one codes, if N and M are n -qubit and m -qubit systems, we say the code is of type (n, m) .

A quantum channel $\mathcal{E} : \mathbf{L}(M) \rightarrow \mathbf{L}(L)$ is said to be an encoding transformation of the many-to-one code (L, μ) if $\mathcal{E}(\gamma) \in \mathbf{L}(L)$ is an encoding of γ for all $\gamma \in \mathbf{L}(M)$, that is $\mu^* \circ \mathcal{E} = \mathcal{I}_M$. Encoding transformations of many-to-one codes have a particular form, as given in the following lemma.

Lemma 12 ([Kit97]). *For any encoding transformation $\mathcal{E} : \mathbf{L}(M) \rightarrow \mathbf{L}(L)$ of a code (L, μ) , there exists an $\eta \in \mathbf{D}(F)$ such that*

$$\mathcal{E}(\cdot) = U(\cdot \otimes \eta)U^\dagger,$$

where $\mu(\cdot) = U(\cdot \otimes \mathbf{1}_F)U^\dagger$.

Encoding for composite quantum systems. For a composite quantum system consisting of b subsystems, i.e. $M^{\otimes b}$, we consider a subsystemwise encoding using the code (L, μ) . This gives us the tensor product code $(L^{\otimes b}, \mu^{\otimes b})$. A quantum state $\rho \in \mathbf{D}(L^{\otimes b})$ is an encoding of $\gamma \in \mathbf{D}(M^{\otimes b})$ if the qubit-wise decoding yields

$$(\mu^{*\otimes b})(\rho) = \gamma.$$

Remark 13 (Subsystem codes). *The quantum code (L, μ) partitions the Hilbert space (up to a unitary equivalence) as $N = M \otimes F \oplus K$, where $K = (M \otimes F)^\perp$ and the information is stored in the subsystem M of the subspace $(M \otimes F)$. Therefore, (L, μ) is a subsystem code [Kri+05]. C^* -algebra encodings for subsystem codes have been given in [BKP07].*

2.2.1 Many-to-one codes from stabilizer codes

In this section, we explain how to obtain many-to-one codes from the Stabilizer codes. A stabilizer code C of type $(n, 1)$ is defined by a commuting set of Pauli operators $\{S_1, \dots, S_{n-1}\}$, generating a subgroup of the n -qubit Pauli group not containing $-\mathbf{1}$. Consider a bit string $\mathbf{s} = (s_1, \dots, s_{n-1})$, where $s_i \in \{0, 1\}$ and consider the subspace $H_{\mathbf{s}} \subseteq (\mathbb{C}^2)^{\otimes n}$ such that any element in $H_{\mathbf{s}}$ is an eigenvector of S_i with the eigenvalue $(-1)^{s_i}$ for all $i \in \{1, \dots, n-1\}$.

We have that $H_{\mathbf{s}} \cong \mathbb{C}^2$. The spaces $H_{\mathbf{s}}$ and $H_{\mathbf{s}'}$ are orthogonal to each other for $\mathbf{s} \neq \mathbf{s}'$ as they are common eigenspaces of the generating set $\{S_1, \dots, S_{n-1}\}$ with respect to different eigenvalues. Therefore,

$$(\mathbb{C}^2)^{\otimes n} = \bigoplus_{\mathbf{s} \in \{0,1\}^{n-1}} H_{\mathbf{s}}. \quad (31)$$

The stabilizer code C is a one-to-one code given by $\bar{L} := H_{(0,0,\dots,0)}$. We associate the standard basis $\{|0\rangle, |1\rangle\}$ of \mathbb{C}^2 to a basis $\{|\bar{0}\rangle, |\bar{1}\rangle\}$ in \bar{L} . For any $|\psi\rangle = \alpha|0\rangle + \beta|1\rangle \in \mathbb{C}^2$, the state $|\bar{\psi}\rangle = \alpha|\bar{0}\rangle + \beta|\bar{1}\rangle \in \bar{L}$ is the corresponding code state.

Any Pauli error E maps $|\bar{\psi}\rangle \in \bar{L}$ to a vector in $H_{\mathbf{s}}$, where $\mathbf{s} = (s_1, \dots, s_{n-1}) \in \{0, 1\}^{n-1}$ is as follows: $s_i = 0$ if $[S_i, E] = 0$ and $s_i = 1$ if $\{S_i, E\} = 0$. The vector \mathbf{s} corresponding to the Pauli error E is referred to as its syndrome.

Consider now a set of Pauli errors $\{E_1, \dots, E_l\}$ such that syndromes of any E_i and E_j are different. Consider the error space $\mathcal{E} = \text{span}\{E_1, \dots, E_l\}$. We now define a derived (many-to-one) code $\text{Der}(C, \mathcal{E})$ with the code space,

$$L := \mathcal{E}\bar{L} = \bigoplus_{\mathbf{s} \text{ of errors } E_1, \dots, E_l} H_{\mathbf{s}} \subseteq (\mathbb{C}^2)^{\otimes n}. \quad (32)$$

Note that $L \cong U(\mathbb{C}^2 \otimes F)$, where $F = \text{span}\{|\mathbf{s}\rangle : \mathbf{s} \text{ of errors in } \{E_1, \dots, E_l\}\}$ and $U : \mathbb{C}^2 \otimes F \rightarrow L$ is the unitary defined as follows,

$$U^\dagger E |\bar{\psi}\rangle = |\psi\rangle \otimes |\mathbf{s}\rangle, \forall |\psi\rangle \in \mathbb{C}^2, E \in \{E_1, \dots, E_l\}, \quad (33)$$

where \mathbf{s} is the syndrome of E . The $\mu : \mathbf{L}(\mathbb{C}^2) \rightarrow \mathbf{L}(L)$ corresponding to $\text{Der}(C, \mathcal{E})$ is given by $\mu(\cdot) = U(\cdot \otimes \mathbb{1}_F)U^\dagger$.

2.3 Representation of quantum channels in quantum codes

To do fault-tolerant quantum computation using a many-to-one code (L, μ) , we need to process the encoded quantum information, without leaving the code space. To this end, we need a notion of representation of quantum channels in codes.

Let $\mathcal{J} : \mathbf{L}(L) \rightarrow \mathbf{L}(N), L \subseteq N$ be the natural embedding such that

$$\mathcal{J} = J(\cdot)J^\dagger,$$

where $J : L \rightarrow N$ is the natural embedding of the Hilbert space L into N . J is an isometry, that is, $J^\dagger J = \mathbb{1}_L$, and therefore $JJ^\dagger : N \rightarrow N$ is the projector on the subspace $L \subseteq N$. Note that for a channel $\mathcal{T} : \mathbf{L}(N) \rightarrow \mathbf{L}(N')$, the channel $\mathcal{T} \circ \mathcal{J} : \mathbf{L}(L) \rightarrow \mathbf{L}(N')$ is the same as \mathcal{T} , with the input being restricted to the code space $\mathbf{L}(L)$.

We now give the following definition, which is referred as the representation of a quantum channel in the strong sense in [Kit97].

Definition 14 (Representation of a quantum channel in quantum codes [Kit97]). *Consider two quantum codes (L, μ) and (L', μ') of types (N, M) and (N', M') , respectively. Consider quantum channels $\mathcal{P} : \mathbf{L}(M) \rightarrow \mathbf{L}(M')$ and $\mathcal{T} : \mathbf{L}(N) \rightarrow \mathbf{L}(N')$. We say that \mathcal{T} represents \mathcal{P} in codes (L, μ) and (L', μ') if the commutative diagram in Fig. 5 holds for some quantum channels $\mathcal{R} \in \mathbf{L}(L) \rightarrow \mathbf{L}(L')$ and $\mathcal{S} \in \mathbf{L}(N) \rightarrow \mathbf{L}(L')$, that is, the following hold,*

$$(\mu')^* \circ \mathcal{R} = \mathcal{P} \circ \mu^*. \quad (34)$$

$$\mathcal{J}' \circ \mathcal{R} = \mathcal{T} \circ \mathcal{J}. \quad (35)$$

$$\mathcal{J}' \circ \mathcal{S} = \mathcal{T}. \quad (36)$$

Furthermore, we say \mathcal{T} represents \mathcal{P} in codes C, C' with accuracy $(\epsilon_1, \epsilon_2, \epsilon_3)$ if Eqs. (34), (35) and (36) with accuracy ϵ_1, ϵ_2 and ϵ_3 in diamond norm, that is,

$$\|(\mu')^* \circ \mathcal{R} - \mathcal{P} \circ \mu^*\|_\diamond \leq \epsilon_1. \quad (37)$$

$$\|\mathcal{J}' \circ \mathcal{R} - \mathcal{T} \circ \mathcal{J}\|_\diamond \leq \epsilon_2. \quad (38)$$

$$\|\mathcal{J}' \circ \mathcal{S} - \mathcal{T}\|_\diamond \leq \epsilon_3. \quad (39)$$

$$\begin{array}{ccccc}
\mathbf{L}(M') & \xleftarrow{(\mu')^*} & \mathbf{L}(L') & \xrightarrow{\mathcal{J}'} & \mathbf{L}(N') \\
\uparrow \mathcal{P} & & \uparrow \mathcal{R} & \searrow \mathcal{S} & \uparrow \mathcal{T} \\
\mathbf{L}(M) & \xleftarrow{\mu^*} & \mathbf{L}(L) & \xrightarrow{\mathcal{J}} & \mathbf{L}(N)
\end{array}$$

Figure 5: Commutative diagram. \mathcal{T} represents \mathcal{P} in codes (L, μ) and (L', μ') . Here, $\mathcal{J} : \mathbf{L}(L) \rightarrow \mathbf{L}(N), L \subseteq N$ is the natural embedding.

Note that Eq. (36) means that \mathcal{T} maps any element in $\mathbf{L}(N)$ to an element in the code space $\mathbf{L}(L')$, that is, $\text{Im}(\mathcal{T}) \subseteq \mathbf{L}(L')$. In other words, $\mathcal{J}'^* \circ \mathcal{T}$ is a quantum channel. This condition on \mathcal{T} is not always needed, leading to a weak representation as given in the remark below.

Remark 15 (Weak representation). *In Def. 14, we will say \mathcal{T} weakly represents \mathcal{P} if there exists \mathcal{R} satisfying Eqs. (34) and (35). Similarly, \mathcal{T} weakly represents \mathcal{P} with accuracy (ϵ_1, ϵ_2) if Eqs. (37) and (38) hold.*

The following lemma ensures the composability of representations of quantum channels, which can themselves be composed.

Lemma 16. *Let $\mathcal{P}_1 : \mathbf{L}(M) \rightarrow \mathbf{L}(M')$ and $\mathcal{P}_2 : \mathbf{L}(M') \rightarrow \mathbf{L}(M'')$ be quantum channels. Consider quantum codes $(L, \mu), (L', \mu')$ and (L'', μ'') of types $(N, M), (N', M')$, and (N'', M'') , respectively. Suppose $\mathcal{T}_1 : \mathbf{L}(N) \rightarrow \mathbf{L}(N')$ represents \mathcal{P}_1 in codes $(L, \mu), (L', \mu')$, with accuracy $(\epsilon_1, \epsilon_2, \epsilon_3)$ and $\mathcal{T}_2 : \mathbf{L}(N') \rightarrow \mathbf{L}(N'')$ represents \mathcal{P}_2 in codes $(L', \mu'), (L'', \mu'')$, with accuracy $(\kappa_1, \kappa_2, \kappa_3)$. Then, $\mathcal{T}_2 \circ \mathcal{T}_1$ represents $\mathcal{P}_2 \circ \mathcal{P}_1$ in $(L, \mu), (L'', \mu'')$, with accuracy $(\epsilon_1 + \kappa_1, \epsilon_2 + \kappa_2, \epsilon_3 + \kappa_3)$.*

Proof. Consider \mathcal{R}_1 for \mathcal{T}_1 and \mathcal{P}_1 , and $\mathcal{R}_2, \mathcal{S}_2$ for \mathcal{T}_2 and \mathcal{P}_2 , according to Def. 14. By taking $\mathcal{R} = \mathcal{R}_2 \circ \mathcal{R}_1$, and $\mathcal{S} = \mathcal{S}_2 \circ \mathcal{T}_1$, it can be easily seen that the commutative diagram in Fig. 5 holds with accuracy $(\epsilon_1 + \kappa_1, \epsilon_2 + \kappa_2, \epsilon_3 + \kappa_3)$ for $\mathcal{T} = \mathcal{T}_2 \circ \mathcal{T}_1$ and $\mathcal{P} = \mathcal{P}_2 \circ \mathcal{P}_1$, and for codes D, D'' . \square

In order to make the reader more familiar with the introduced definition, we give an example of the representation of quantum channels in Appendix B.

2.4 Quantum circuits and noise model

In this section, we provide the quantum circuit model, consisting of qubits and classical bits and the noise model for quantum circuits from [Kit97].

Classical states: We denote the space of a classical bit by

$$\mathbb{B} \cong \text{span}\{|0\rangle\langle 0|, |1\rangle\langle 1|\} \subset \mathbf{L}(\mathbb{C}^2).$$

The space of n bits is given by

$$\mathbb{B}^{\otimes n} \cong \text{span}\{|\mathbf{u}\rangle\langle \mathbf{u}| : \mathbf{u} \in \{0, 1\}^n\} \subset \mathbf{L}((\mathbb{C}^2)^{\otimes n}).$$

Combined classical-quantum states: Consider a hybrid classical-quantum system with q -qubits and b -bits. A state in the combined space is given by,

$$\rho = \sum_{\mathbf{u} \in \{0,1\}^b} p(\mathbf{u}) (|\mathbf{u}\rangle\langle\mathbf{u}| \otimes \gamma_{\mathbf{u}}) \in \mathbb{B}^{\otimes b} \otimes \mathbf{L}((\mathbb{C}^2)^{\otimes q}), \quad (40)$$

where $p(\mathbf{u}) \geq 0$, s.t. $\sum_{\mathbf{u} \in \{0,1\}^b} p(\mathbf{u}) = 1$ and $\gamma_{\mathbf{u}} \in \mathbf{D}((\mathbb{C}^2)^{\otimes q})$.

2.4.1 Quantum circuits

To construct quantum circuits, we need to use a gate set \mathbf{A} , which generates universal quantum computation. There are several finite universal quantum gate sets, however here we shall not fix a particular gate set but rather work in a general setting. We shall consider a gate set \mathbf{A} , containing quantum measurement, state preparation, and unitary gates, and classical controlled unitary gates. We also suppose that \mathbf{A} contains an identity (idle) gate that realizes identity channel on a qubit.

In general, we model a gate as follows (see also Fig. 6): each gate $g \in \mathbf{A}$ has hybrid classical-quantum input and output. We divide classical bits as control bits and operational bits. Let l be the number of control bits and o, o' be the number of operational bits at the input and output, respectively. Let q, q' be the number of qubits at the input and output, respectively. Then, the gate g realizes the quantum channel \mathcal{T}_g ,

$$\mathcal{T}_g = \sum_{\mathbf{u} \in \{0,1\}^l} |\mathbf{u}\rangle\langle\mathbf{u}| (\cdot) |\mathbf{u}\rangle\langle\mathbf{u}| \otimes \mathcal{T}^{\mathbf{u}}, \quad (41)$$

where $\mathcal{T}_{\mathbf{u}}$ is a quantum channel from $\mathbb{B}^{\otimes o} \otimes \mathbf{L}((\mathbb{C}^2)^{\otimes q})$ to $\mathbb{B}^{\otimes o'} \otimes \mathbf{L}((\mathbb{C}^2)^{\otimes q'})$.

We now give the definition of quantum circuits, which is a slightly modified version of the one from [Kit97].

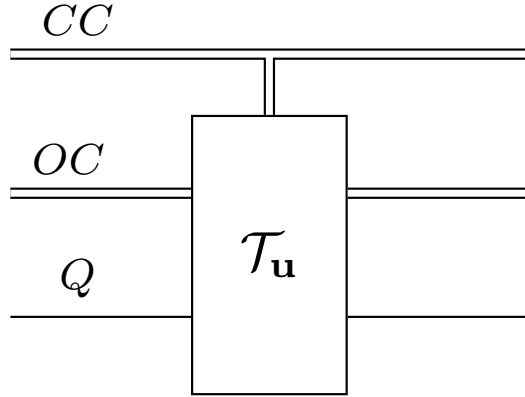


Figure 6: The quantum channel \mathcal{T}_g realized by the quantum gate $g \in \mathbf{A}$. Each double wire (CC and OC) represents a set of classical bits and the single wire (Q) represents a set of qubits. The state of classical bits are diagonal in the computational basis (see Eq. 40). Classical wires are divided into control and operational bits, labelled by CC and OC , respectively. Depending on the state $|\mathbf{u}\rangle\langle\mathbf{u}|_{CC}$ of the control wire, the quantum channel $\mathcal{T}_{\mathbf{u}}$ is applied on OC and Q .

Definition 17 (Quantum Circuit). A quantum circuit Φ of depth d is a collection of the following objects.

- (1) A sequence of finite sets $\Delta_0, \dots, \Delta_i, \dots, \Delta_d$ called layers; the zeroth layer is called input of the quantum circuit and the last layer Δ_d is called the output. Each $\Delta_i = \Delta_i^c \cup \Delta_i^q$, where Δ_i^c contains classical wires and Δ_i^q contains quantum wires. For a quantum circuit with no input, Δ_0 is an empty set.
- (2) Partitions of each set Δ_{i-1} , $i = 1, \dots, d$ into ordered subsets (registers) A_{i1}, \dots, A_{is_i} , as well as partition of some sets $\Delta'_i \supseteq \Delta_i$ into registers $A'_{i1}, \dots, A'_{is'_i}$. Each register A_{ij}, A'_{ij} contains l_{ij} control bits, q_{ij}, q'_{ij} qubits, and o_{ij}, o'_{ij} operational bits, respectively.
- (3) A family of gates g_{ij} from the gate set \mathbf{A} , realizing channels $\mathcal{T}_{g_{i,j}} : \mathbb{B}^{\otimes l_{ij}} \otimes \mathbb{B}^{\otimes o_{ij}} \otimes \mathbf{L}((\mathbb{C}^2)^{\otimes q_{ij}}) \rightarrow \mathbb{B}^{\otimes l_{ij}} \otimes \mathbb{B}^{\otimes o'_{ij}} \otimes \mathbf{L}((\mathbb{C}^2)^{\otimes q'_{ij}})$. The gate $g_{i,j}$ or their numbers (i, j) are called the locations of the quantum circuit and the total number of locations is called the size of the quantum circuit.

Remark 18. Note that in Def. 17, all the qubits in Δ_{i-1} , $i = 1, \dots, d$, are acted upon by a gate at the i^{th} layer. We suppose that the idle gate acts on each waiting qubit. This is natural for capturing the effect of noise on the waiting qubits (see Section 2.5 below).

A quantum circuit Φ according to Definition 17 realizes a quantum channel $\mathcal{T} = \mathcal{T}_d \circ \dots \circ \mathcal{T}_1$, where \mathcal{T}_i acts as follows on any $\rho \in \mathbf{L}(\mathbb{C}^{2^{\otimes |\Delta_{i-1}|}})$,

$$\mathcal{T}_i(\rho) = \text{Tr}_{\Delta'_i \setminus \Delta_i} \left[\mathcal{T}_{g_{i,1}}[A'_{i1}; A_{i1}] \otimes \dots \otimes \mathcal{T}_{g_{i,s'_i}}[A'_{is'_i}; A_{is_i}] \right] (\rho), \quad (42)$$

where $\mathcal{T}_{g_{i,j}}[A'_{ij}; A_{ij}]$ denotes the quantum channel $\mathcal{T}_{g_{i,j}}$, applied to the register A_{ij} , whose output is stored in the register A'_{ij} .

Notation. In the following, we shall denote the set of locations of Φ by $\text{Loc}(\Phi)$, and its size by $|\Phi| := |\text{Loc}(\Phi)|$.

2.5 Noise in quantum circuits

We shall work with two kinds of circuit noise, namely, general circuit-noise and circuit-level stochastic noise, which are described below.

General circuit noise. Let $\delta \in [0, 1]$ be an error rate. When the general circuit noise with an error rate δ acts on a quantum circuit Φ , we have that

1. Purely classical elements of Φ , i.e. the gates with only classical input-output, are implemented perfectly without any error.
2. A gate $g \in \mathbf{A}$ with the hybrid classical-quantum input as in Eq. (41) is replaced by an arbitrary $\tilde{\mathcal{T}}$ such that,

$$\tilde{\mathcal{T}}_g = \sum_{\mathbf{u} \in \{0,1\}^l} |\mathbf{u}\rangle \langle \mathbf{u}| (\cdot) |\mathbf{u}\rangle \langle \mathbf{u}| \otimes \tilde{\mathcal{T}}^{\mathbf{u}}, \quad (43)$$

where for all $\mathbf{u} \in \{0, 1\}^l$, $\tilde{\mathcal{T}}^{\mathbf{u}}$ is an arbitrary quantum channel with the same input and output space as $\mathcal{T}^{\mathbf{u}}$ (in particular, classical registers remain classical), and $\|\tilde{\mathcal{T}}^{\mathbf{u}} - \mathcal{T}^{\mathbf{u}}\|_{\diamond} \leq \delta$. Note that a noisy idle gate realizes a channel \mathcal{T}_g , such that $\|\mathcal{T}_g - \mathcal{I}\|_{\diamond} \leq \delta$.

We note that the above noise model is general as it includes, as special case, incoherent noise models such as depolarizing, amplitude and phase damping [TS14] as well the coherent noise, that is, a small unknown unitary rotation [Bra+18; GD17].

The quantum circuit Φ , with the noise rate δ , realizes a quantum channel in the following set,

$$\text{Trans}(\Phi, \delta) := \left\{ \tilde{\mathcal{T}}_d \circ \cdots \circ \tilde{\mathcal{T}}_1 : \tilde{\mathcal{T}}_i = \text{Tr}_{\Delta'_i \setminus \Delta_i} \circ \left[\tilde{\mathcal{T}}_{g_{i,1}}[A'_{i1}; A_{i1}] \otimes \cdots \right. \right. \\ \left. \left. \otimes \tilde{\mathcal{T}}_{g_{i,s_i}}[A'_{is_i}; A_{is_i}] \right], \text{ with } \tilde{\mathcal{T}}_{g_{i,j}} \text{ being a } \delta\text{-noisy version of } \mathcal{T}_{g_{i,j}} \text{ as in Eq. (43)}. \right\}. \quad (44)$$

Circuit-level stochastic noise. We will also consider a stochastic noise model with parameter δ as follows: in Eq. (43), we take $\tilde{\mathcal{T}}_u$ as follows,

$$\tilde{\mathcal{T}}^{\mathbf{u}} = (1 - \delta)\mathcal{T}^{\mathbf{u}} + \delta \mathcal{Z}^{\mathbf{u}}, \quad (45)$$

for some arbitrary channel \mathcal{Z} , with the same input and output systems as $\mathcal{T}^{\mathbf{u}}$. Therefore, we get

$$\tilde{\mathcal{T}}_g = (1 - \delta)\mathcal{T}_g + \delta \mathcal{Z}_g, \quad (46)$$

for some quantum channel \mathcal{Z}_g with the same input and output systems as \mathcal{T}_g .

Remark 19. From Eq. (46), note that $\|\tilde{\mathcal{T}}_g - \mathcal{T}_g\|_{\diamond} \leq 2\delta$. Therefore, the channel $\tilde{\mathcal{T}}_{\Phi}$ (under circuit-level stochastic noise with parameter δ) belongs to $\text{Trans}(\Phi, 2\delta)$ for any circuit Φ .

2.6 Fault-tolerant scheme

To implement quantum circuits reliably in the presence of noise, we need a fault-tolerant scheme as defined below.

Definition 20 (Fault-tolerant scheme [Kit97]¹). *For some constant $c > 1$, let $\delta < \frac{1}{c}$ be a fixed noise rate, considering the general circuit noise on the elements of a gate set \mathbf{A} . A fault-tolerant scheme for the gate set \mathbf{A} is a collection of the following objects,*

- (a) *A sequence of codes $D_k = (L_k, \mu_k)$, $k = 1, 2, \dots$ of type $(n_k, 1)$, that is, encoding 1 logical qubit in n_k physical qubits, where n_k scales polynomially with k . Here, $L_k = U_k(\mathbb{C}^2 \otimes F_k) \subseteq N_k$, where U_k is a unitary, $F_k \subseteq (\mathbb{C}^2)^{n_k - 1}$, $N_k := (\mathbb{C}^2)^{\otimes n_k}$ and $\mu_k(\cdot) := U_k(\cdot \otimes \mathbf{1}_F)U_k^\dagger$. The code D_1 is the trivial code, i.e. a code of type $(1, 1)$, encoding one logical qubit in one physical qubit, with F_1 being a one-dimensional Hilbert space and μ_1 being the identity channel on $\mathbf{L}(\mathbb{C}^2)$.*
- (b) *For every $g \in \mathbf{A}$, a family of circuits $(\Psi_{g,k}, k = 1, 2, \dots)$, where the size of $\Psi_{g,k}$ scales polynomially in k , such that $\tilde{\mathcal{T}}_{\Psi_{g,k}} \in \text{Trans}(\Psi_{g,k}, \delta)$ represents \mathcal{T}_g in the code D_k , with accuracy $\epsilon_1 = \epsilon_2 = \epsilon_3 = (c\delta)^k$.*

¹It is same as the polynomial error correction in [Kit97].

- (c) A family of quantum circuits $(\Gamma_{k,l}, k, l = 1, 2, \dots, \text{ and } k \neq l)$ in \mathbf{A} , referred to as interfaces, where the size of $\Gamma_{k,l}$ scales polynomially with k, l , such that any $\tilde{\mathcal{T}}_{\Gamma_{k,l}} \in \text{Trans}(\Gamma_{k,l}, \delta)$ represents the identity channel in the codes D_k, D_l with accuracy $\epsilon_1 = \epsilon_2 = (c\delta)^{\min\{k,l\}}$ and $\epsilon_3 = (c\delta)^l$.

For the sake of clarity, we specify systems M, L, N and M', L', N' in the commutative diagram, given in Fig. 5), for parts (b) and (c) of Def. 20.

- (1) In part (b), if g is a unitary gate, acting on q qubits, then we have $M = M' = (\mathbb{C}^2)^{\otimes q}$, $L = L' = L_k^{\otimes q}$, and $N = N' = N_k^{\otimes q}$.
- (2) In part (b), if g is a state preparation gate, with b bit input and q qubit output, $\mathbf{L}(M) = \mathbf{L}(L) = \mathbf{L}(N) = \mathbb{B}^{\otimes b}$, and $M' = (\mathbb{C}^2)^{\otimes q}$, $L' = L_k^{\otimes q}$, $N' = N_k^{\otimes q}$. By a slight abuse of notation, let D_1 also be the trivial code for a classical bit \mathbb{B} , encoding a classical bit to a classical bit. Then, in fact, $\tilde{\mathcal{T}}_{\Psi_{g,k}}$ represents \mathcal{T}_g in the code D_1, D_k , with accuracy $\epsilon_1 = \epsilon_2 = \epsilon_3 = (c\delta)^k$.
- (3) In part (b), if g is a measurement gate, with q qubit input and b bit classical output, $M = (\mathbb{C}^2)^{\otimes q}$, $L = L_k^{\otimes q}$, $N = N_k^{\otimes q}$, and $\mathbf{L}(M') = \mathbf{L}(L') = \mathbf{L}(N') = \mathbb{B}^{\otimes b}$. Similarly to point (2) above, $\tilde{\mathcal{T}}_{\Psi_{g,k}}$ represents \mathcal{T}_g in the code D_k, D_1 , with accuracy $\epsilon_1 = \epsilon_2 = \epsilon_3 = (c\delta)^k$.
- (4) In part (c), for the interface $\Gamma_{k,l}$, we have $M = \mathbb{C}^2$, $L = L_k$, $N = N_k$, and $M' = \mathbb{C}^2$, $L' = L_l$, $N' = N_l$.

Remark 21. A classical controlled unitary gate g , acting on b -bits and q -qubits, corresponds to a collection of unitary gates $\{g_{\mathbf{u}}\}_{\mathbf{u} \in \{0,1\}^b}$. The corresponding quantum channel $\text{Trans}(g) : \mathbb{B}^{\otimes b} \otimes \mathbf{L}((\mathbb{C}^2)^{\otimes q}) \rightarrow \mathbb{B}^{\otimes b} \otimes \mathbf{L}((\mathbb{C}^2)^{\otimes q})$ is as follows,

$$\text{Trans}(g) = \sum_{\mathbf{u} \in \{0,1\}^b} |\mathbf{u}\rangle\langle \mathbf{u}| (\cdot) |\mathbf{u}\rangle\langle \mathbf{u}| \otimes \text{Trans}(g_{\mathbf{u}}). \quad (47)$$

The corresponding $\Psi_{g,k}$ is given by the collection $\{\Psi_{g_{\mathbf{u}},k}\}_{\mathbf{u}}$. Furthermore, the quantum channel $\text{Trans}(\Psi_{g,k}) : \mathbb{B}^{\otimes b} \otimes \mathbf{L}(N_k^{\otimes q}) \rightarrow \mathbb{B}^{\otimes b} \otimes \mathbf{L}(N_k^{\otimes q})$ is as follows,

$$\text{Trans}(\Psi_{g,k}) = \sum_{\mathbf{u} \in \{0,1\}^b} |\mathbf{u}\rangle\langle \mathbf{u}| (\cdot) |\mathbf{u}\rangle\langle \mathbf{u}| \otimes \text{Trans}(\Psi_{g_{\mathbf{u}},k}). \quad (48)$$

Fault-tolerant scheme for the circuit-level stochastic noise. For the circuit-level stochastic noise model given in Section 2.5, we consider the following definition of fault-tolerant scheme, where exact representation is used in contrast to approximate representation used in Def. 20.

Definition 22 (Fault-tolerant scheme for the circuit-level stochastic noise). *For some constant $c > 1$, let $\delta < \frac{1}{c}$ be a fixed noise rate, considering the circuit-level stochastic noise on the elements of a gate set \mathbf{A} . A fault-tolerant scheme for \mathbf{A} is a collection of the following objects,*

- (a) A sequence of codes $D_k = (L_k, \mu_k)$, $k = 1, 2, \dots$ of type $(n_k, 1)$ as in Part (a) of Def. 20.

- (b) For every $g \in \mathbf{A}$, a family of circuits $(\Psi_{g,k}, k = 1, 2, \dots)$, such that the noisy realization $\tilde{\mathcal{T}}_{\Psi_{g,k}}$ is given by,

$$\tilde{\mathcal{T}}_{\Psi_{g,k}} = (1 - \epsilon) \overline{\mathcal{T}}_{\Psi_{g,k}} + \epsilon \overline{\mathcal{Z}}_{\Psi_{g,k}}, \quad (49)$$

where $\epsilon \leq (c\delta)^k$, $\overline{\mathcal{T}}_{\Psi_{g,k}}$ represents \mathcal{T}_g in the code D_k and $\overline{\mathcal{Z}}_{\Psi_{g,k}}$ is some quantum channel.

- (c) A family of quantum circuits $(\Gamma_{k,l}, k, l = 1, 2, \dots, \text{ and } k \neq l)$ in \mathbf{A} , such that the noisy realization $\tilde{\mathcal{T}}_{\Gamma_{k,l}}$ is given by,

$$\tilde{\mathcal{T}}_{\Gamma_{k,l}} = (1 - \epsilon) \overline{\mathcal{T}}_{\Gamma_{k,l}} + \epsilon \overline{\mathcal{Z}}_{\Gamma_{k,l}}, \quad (50)$$

where $\epsilon \leq (c\delta)^l$, and $\overline{\mathcal{T}}_{\Gamma_{k,l}}$ is such that $\mathcal{J}_l^* \circ \overline{\mathcal{T}}_{\Gamma_{k,l}}$ is a quantum channel, and

$$\overline{\mathcal{T}}_{\Gamma_{k,l}} = (1 - \epsilon') \overline{\mathcal{T}}'_{\Gamma_{k,l}} + \epsilon' \overline{\mathcal{Z}}'_{\Gamma_{k,l}}, \quad (51)$$

where $\epsilon' \leq (c\delta)^{\min\{k,l\}}$ and $\overline{\mathcal{T}}'_{\Gamma_{k,l}}$ represents identity in the code D_k, D_l . Here, $\overline{\mathcal{Z}}_{\Gamma_{k,l}}, \overline{\mathcal{Z}}'_{\Gamma_{k,l}}$ are some quantum channels.

3 Transformation rules and construction of a fault-tolerant scheme

This section sets the stage for the next section, where the fault-tolerant realizations of quantum circuits with quantum input/output is given. It is divided into three subsections. In the first subsection (Section 3.1), we obtain transformation rules, using the fault-tolerant scheme in Def. 20, analogous to the ones given in [AGP06; CM22]. These transformation rules will be later useful in Section 4 for fault-tolerant realizations of quantum circuits. In the last two subsections (Sections 3.2 and 3.3), we construct fault-tolerant schemes according to Defs. 20, and 22, based on the results from [AB97; AGP06]; therefore, connecting Kitaev's framework with the other well-known constructions in the literature. It is worth emphasizing that Sections 3.2 and 3.3 are included for the sake of completeness. While it can be of independent interest, the next sections will be referring to Defs. 20 and 22, instead of the constructions presented; therefore, the reader may skip Sections 3.2 and 3.3.

3.1 Transformation rules

In the fault-tolerant construction of [AGP06], the transformation rules involving data and syndrome spaces are crucial for the realization of quantum circuits fault-tolerantly (see also [CM22, Lemma II.6]). In this section, we obtain analogous relations in Corollaries 25, 26, and 27 for Kitaev's framework. To do so, we need an exact representation in codes rather than an approximate representation, as given in the fault-tolerant scheme of Def. 20. Below, we state Lemma 10.3 from [Kit97], which gives two ways of obtaining exact commutativity in Fig. 5 from an approximate representation.

Lemma 23. ([Kit97, Lemma 10.3]) Let $\mathcal{P} : \mathbf{L}(M) \rightarrow \mathbf{L}(M')$ and $\tilde{\mathcal{T}} : \mathbf{L}(N) \rightarrow \mathbf{L}(N')$ be quantum channels and let $D = (L, \mu)$ and $D' = (L', \mu')$ be codes of type (N, M) and (N', M') , respectively.

- (a) $\tilde{\mathcal{T}}$ represents \mathcal{P} in codes D, D' with accuracy $\epsilon_1 = \epsilon_2 = \epsilon_3 = O(\epsilon)$ if and only if there exist superoperators \mathcal{T}, \mathcal{R} , and \mathcal{S} (not necessarily channels) such that commutative diagram in Fig. 5 holds exactly and the superoperator \mathcal{T} satisfies $\|\mathcal{T} - \tilde{\mathcal{T}}\|_\diamond \leq O(\epsilon)$.
- (b) If $\tilde{\mathcal{T}}$ represents \mathcal{P} in codes D, D' with accuracy $\epsilon_1 = \epsilon_2 = \epsilon_3 = O(\epsilon)$, then there exists a channel \mathcal{T} representing \mathcal{P} such that $\|\mathcal{T} - \tilde{\mathcal{T}}\|_\diamond \leq |M'|O(\sqrt{\epsilon})$.

Here we consider part (b) of Lemma 23 (however, we note that part (a) is later used in Section 3.2). For the transformation rules, we only care about an exact commutativity in terms of the channel \mathcal{R} in Fig. 5 (see Eq. (52) below). Note that part (b) of Lemma 23 implies the following:

For $\tilde{\mathcal{T}} : \mathbf{L}(N) \rightarrow \mathbf{L}(N')$ and $\mathcal{P} : \mathbf{L}(M) \rightarrow \mathbf{L}(M')$ according to part (b) of Lemma 23, there exists a channel $\mathcal{R} : \mathbf{L}(L) \rightarrow \mathbf{L}(L')$, such that the left part of the commutative diagram of Figure 5 commutes exactly for \mathcal{R} and \mathcal{P} , that is,

$$\mu'^* \circ \mathcal{R} = \mathcal{P} \circ \mu^*, \quad (52)$$

and the right part of the diagram with \mathcal{R} and $\tilde{\mathcal{T}}$ commutes approximately with accuracy $|M'|O(\sqrt{\epsilon})$, that is,

$$\|\tilde{\mathcal{T}} \circ \mathcal{J} - \mathcal{J}' \circ \mathcal{R}\|_\diamond \leq |M'|O(\sqrt{\epsilon}). \quad (53)$$

In the following lemma, we strengthen Eq. (53) by removing the dependence on $|M'|$.

Lemma 24. *Let $\mathcal{P} : \mathbf{L}(M) \rightarrow \mathbf{L}(M')$ and $\tilde{\mathcal{T}} : \mathbf{L}(N) \rightarrow \mathbf{L}(N')$ be quantum channels and let $D = (L, \mu)$ and $D' = (L', \mu')$ be codes of type (N, M) and (N', M') , respectively. If $\tilde{\mathcal{T}}$ weakly represents (see Remark 15) \mathcal{P} with accuracy parameters $\epsilon_1 = \epsilon_2 = \epsilon$, then there exists a quantum channel $\mathcal{R} : \mathbf{L}(L) \rightarrow \mathbf{L}(L')$ satisfying,*

$$\mu'^* \circ \mathcal{R} = \mathcal{P} \circ \mu^*, \quad (54)$$

and,

$$\|\tilde{\mathcal{T}} \circ \mathcal{J} - \mathcal{J}' \circ \mathcal{R}\|_\diamond \leq 3\sqrt{\epsilon}. \quad (55)$$

Proof. We will use $\mu^* = \text{Tr}_F \circ \mathcal{U}^\dagger$, where $\mathcal{U}^\dagger := U^\dagger(\cdot)U$, for the unitary $U : M \otimes F \rightarrow L$. Similarly, $(\mu')^* = \text{Tr}_{F'} \circ (\mathcal{U}')^\dagger$ for the unitary $U' : M' \otimes F' \rightarrow L'$.

As $\tilde{\mathcal{T}}$ represents \mathcal{P} in the code D, D' with $\epsilon_1 = \epsilon_2 = \epsilon$, there exists a channel $\tilde{\mathcal{R}} : \mathbf{L}(L) \rightarrow \mathbf{L}(L')$, satisfying

$$\|(\mu')^* \circ \tilde{\mathcal{R}} - \mathcal{P} \circ \mu^*\|_\diamond \leq \epsilon \quad (56)$$

$$\|\tilde{\mathcal{T}} \circ \mathcal{J} - \mathcal{J}' \circ \tilde{\mathcal{R}}\|_\diamond \leq \epsilon. \quad (57)$$

Using Theorem 9, there exist Stinespring dilations $V, W : L \rightarrow M' \otimes G$ of $(\mu')^* \circ \tilde{\mathcal{R}}$ and $\mathcal{P} \circ \mu^*$, respectively such that,

$$\|V - W\|_\infty \leq \sqrt{\epsilon}. \quad (58)$$

Let $X : L \rightarrow L' \otimes K$ be a Stinespring dilation of $\tilde{\mathcal{R}}$. Then, the following isometry is also a Stinespring dilation of $(\mu')^* \circ \tilde{\mathcal{R}} = \text{Tr}_{F'} \circ (\mathcal{U}')^\dagger \circ \tilde{\mathcal{R}}$,

$$((U')^\dagger \otimes \mathbf{1}_K)X : L \rightarrow (M' \otimes F') \otimes K. \quad (59)$$

Therefore, there exists an isometry $Y : G \rightarrow F' \otimes K$ connecting the two purifications of $(\mu')^* \circ \tilde{\mathcal{R}}$, that is,

$$((U')^\dagger \otimes \mathbf{1}_K)X = (\mathbf{1} \otimes Y)V. \quad (60)$$

We now consider the isometry

$$Z : L \rightarrow L' \otimes K, Z = (U' \otimes \mathbf{1}_K)(\mathbf{1}_{M'} \otimes Y)W. \quad (61)$$

We take

$$\mathcal{R}(\cdot) := \text{Tr}_K(Z(\cdot)Z^\dagger).$$

As $(\mathbf{1}_{M'} \otimes Y)W : L \rightarrow (M' \otimes F') \otimes K$ is also a Stinespring dilation of $\mathcal{P} \circ \mu^*$, we have

$$\begin{aligned} (\mu')^* \circ \text{Tr}_K(Z(\cdot)Z^\dagger) &= \text{Tr}_{F'} \circ \text{Tr}_K \circ ((\mathbf{1} \otimes Y)W(\cdot)W^\dagger(\mathbf{1} \otimes Y^\dagger)) \\ &= \mathcal{P} \circ \mu^*. \end{aligned} \quad (62)$$

Moreover, we have

$$\begin{aligned} \|X - Z\|_\infty &= \|(U' \otimes \mathbf{1}_K)(\mathbf{1} \otimes Y)V - (U' \otimes \mathbf{1}_K)(\mathbf{1} \otimes Y)W\|_\infty \\ &= \|V - W\|_\infty \leq \sqrt{\epsilon}, \end{aligned} \quad (63)$$

where the first equality uses Eqs. (60), and (61), and the second equality uses Eq. (58).

Now, using $\tilde{\mathcal{R}} = \text{Tr}_K(X(\cdot)X^\dagger)$, $\mathcal{R} = \text{Tr}_K(Z(\cdot)Z^\dagger)$ and Theorem 9, we get

$$\|\tilde{\mathcal{R}} - \mathcal{R}\|_\diamond \leq 2\sqrt{\epsilon}. \quad (64)$$

From Eq. (57) and (64), we get

$$\|\tilde{\mathcal{T}} \circ \mathcal{J} - \mathcal{J}' \circ \mathcal{R}\|_\diamond \leq 3\sqrt{\epsilon}. \quad (65)$$

□

We now consider $\mathcal{R} : \mathbf{L}(L) \rightarrow \mathbf{L}(L')$, and $\mathcal{P} : \mathbf{L}(M) \rightarrow \mathbf{L}(M')$ satisfying Eq. (54). We suppose that \mathcal{P} corresponds to a unitary, a pure state preparation, or a measurement gate (respectively, in Corollary 25, 26 and 27), and we provide transformation rules for the quantum channel \mathcal{R} , showing how it acts on systems M and F of $L = U(M \otimes F)$.

Corollary 25 (Unitary gate). *Let $\mathcal{P} : \mathbf{L}(M) \rightarrow \mathbf{L}(M)$ be a unitary. Consider $\mathcal{R} : \mathbf{L}(L) \rightarrow \mathbf{L}(L)$, satisfying Eq. (54). Then, \mathcal{R} is as follows (see also Fig. 7):*

$$\mathcal{U}^\dagger \circ \mathcal{R} = (\mathcal{P} \otimes \mathcal{F}) \circ \mathcal{U}^\dagger, \quad (66)$$

where $\mathcal{U} := U(\cdot)U^\dagger$, and $\mathcal{F} : \mathbf{L}(F) \rightarrow \mathbf{L}(F)$ is some quantum channel.

Proof. Using Eq. (54), we have that

$$\text{Tr}_F \circ \mathcal{U}^\dagger \circ \mathcal{R} = \mathcal{P} \circ \text{Tr}_F \circ \mathcal{U}^\dagger \quad (67)$$

Therefore, we have

$$\text{Tr}_F \circ \mathcal{U}^\dagger \circ \mathcal{R} \circ \mathcal{U} = \mathcal{P} \circ \text{Tr}_F \quad (68)$$

$$= \text{Tr}_F \circ (\mathcal{P} \otimes \mathcal{I}_F) \quad (69)$$

As \mathcal{P} is a unitary channel, we have $\mathcal{P} = P(\cdot)P^\dagger$ for a unitary P . From Eq. 69, it follows that $P \otimes \mathbf{1}_F$ is a Stinespring dilation of the quantum channel $\text{Tr}_F \circ \mathcal{U}^\dagger \circ \mathcal{R} \circ \mathcal{U}$.

Let $X : L \rightarrow L \otimes G$ be a Stinespring dilation of the quantum channel \mathcal{R} . It follows that $(U^\dagger \otimes \mathbf{1}_G)X(U \otimes \mathbf{1}_G)$ is also a Stinespring dilation of $\text{Tr}_F \circ \mathcal{U}^\dagger \circ \mathcal{R} \circ \mathcal{U}$. Therefore, there exists an isometry $Y : F \rightarrow F \otimes G$ such that

$$P \otimes Y = (U^\dagger \otimes \mathbf{1}_G)X(U \otimes \mathbf{1}_G). \quad (70)$$

Taking the quantum channels corresponding to the isometries on both sides of Eq. (70) and then tracing out system G , gives

$$\mathcal{U}^\dagger \circ \mathcal{R} \circ \mathcal{U} = \mathcal{P} \otimes \mathcal{F}, \quad (71)$$

where $\mathcal{F} = \text{Tr}_G(Y(\cdot)Y^\dagger)$. \square

Corollary 26 (Preparation of a pure state). *Let $\mathcal{P} : \emptyset \rightarrow \mathbf{L}(L)$ be a state preparation channel, with no input and output in $\mathbf{L}(L)$. Consider $\mathcal{R} : \emptyset \rightarrow \mathbf{L}(L)$, satisfying Eq. (54). Let $\mathcal{P}(\cdot)$ denote the state prepared by \mathcal{P} . If $\mathcal{P}(\cdot) = |\psi\rangle\langle\psi|$, then the corresponding \mathcal{R} is as follows (see also Fig. 8)*

$$\mathcal{U}^\dagger \circ \mathcal{R}(\cdot) = |\psi\rangle\langle\psi| \otimes \gamma, \quad (72)$$

for some $\gamma \in \mathbf{D}(F)$ and $\mathcal{U} := U(\cdot)U^\dagger$.

Proof. From Theorem 24, we have that

$$\mu^* \circ \mathcal{R} = \mathcal{P}. \quad (73)$$

Since \mathcal{P} prepares $|\psi\rangle\langle\psi|$, this implies $\text{Tr}_F(\mathcal{U}^\dagger \circ \mathcal{R}(\cdot)) = |\psi\rangle\langle\psi|$. Therefore, $\mathcal{U}^\dagger \circ \mathcal{R}(\cdot) = |\psi\rangle\langle\psi| \otimes \gamma$. \square

Finally, we consider $\mathcal{P} : \mathbf{L}(M) \rightarrow \mathbb{B}_d$ is a measurement channel that outputs a d -dimensional classical system \mathbb{B}_d . As classical systems are encoded into the trivial code, Eq. (54) gives $\mathcal{R} = \mathcal{P} \circ \mu^*$, which implies the following.

Corollary 27. *Let $M' = \mathbb{B}_d$ be a d -dimensional classical system. Let $\mathcal{P} : \mathbf{L}(M) \rightarrow \mathbb{B}_d$ and $\mathcal{R} : \mathbf{L}(L) \rightarrow \mathbb{B}_d$ be measurement channels such that $\mathcal{R} = \mathcal{P} \circ \mu^*$. Then, \mathcal{R} is given by (see also Fig. 9)*

$$\mathcal{R} = (\mathcal{P} \otimes \text{Tr}_F) \circ \mathcal{U}^\dagger, \quad (74)$$

where $\mathcal{U} := U(\cdot)U^\dagger$.

Proof. We have

$$\begin{aligned} \mathcal{R} &= \mathcal{P} \circ \mu^* \\ &= \mathcal{P} \circ \text{Tr}_F \circ \mathcal{U}^\dagger \\ &= (\mathcal{P} \otimes \text{Tr}_F) \circ \mathcal{U}^\dagger. \end{aligned}$$

\square

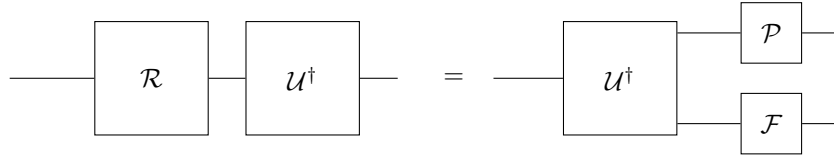


Figure 7: \mathcal{R} for a unitary \mathcal{P} .

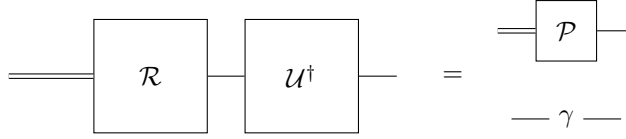


Figure 8: \mathcal{R} for the state preparation channel \mathcal{P} .

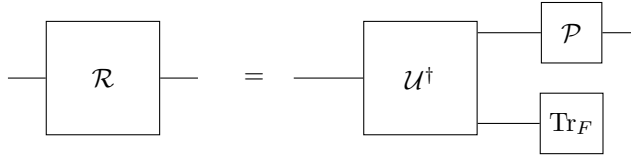


Figure 9: \mathcal{R} for a measurement \mathcal{P} .

3.2 Construction of a fault-tolerant scheme

In this section, we construct a fault-tolerant scheme according to Definition 20. To do this, we will rely on the fault-tolerant construction based on so called rectangles (Recs), proposed in [AB97] and also given later in [AGP06], from a slightly different perspective. We note that construction with Recs works for codes correcting at least two errors. The fault-tolerant construction based on extended rectangles (Exrecs), proposed in [AGP06], works for codes correcting 1 error. We have made the choice to work with Recs for the purpose of simplicity of presentation so as to avoid complications that arise with overlapping exRecs.

3.2.1 Concatenated codes

Here, we describe the concatenated codes and the many-to-one codes obtained from concatenated codes. We take these many-to-one concatenated codes to be the sequence of quantum codes in Point (a) of Def. 20.

Definition 28 (Concatenated code [AB97; AGP06]). *Consider a one-to-one code C of type $(n, 1)$, defined using an isometry $V : \mathbb{C}^2 \rightarrow (\mathbb{C}^2)^{\otimes n}$. A concatenated code $C_r, r = 0, 1, \dots$, where C_0 is the trivial code defined by the identity $I : \mathbb{C}^2 \rightarrow \mathbb{C}^2$ and $C_1 = C$, is defined recursively by the following isometry,*

$$V_r : \mathbb{C}^2 \rightarrow (\mathbb{C}^2)^{\otimes(n^r)}; V_r = (V_{r-1})^{\otimes n} V_1. \quad (75)$$

We refer to C as the base code. The code space \overline{L}_r of the concatenated code is given by the image of V_r .

A concatenated code recursively encodes a single qubit using the base code C , where at a given level of recursion, each physical qubit of the code is replaced by a block of n qubits. For example, C_2 contains n blocks of qubits, where each block contains n qubits. Similarly, an r -block, that is, the set of physical qubits of the code C_r , contains $n(r-1)$ -blocks, with the 0-block being a single qubit.

Stabilizer code correcting two errors. We take the base code C to be a stabilizer code of type $(n, 1)$ that is defined by a set of stabilizer generators $\{S_1, \dots, S_{n-1}\}$ and it corrects any Pauli error of weight $t = 2$. By linearity, it follows that C corrects errors from $\mathcal{E}(n, 2)$.

Consider the code space \overline{L} of C and consider the derived code $\text{Der}(C, \mathcal{E}(n, 1))$, with the codespace $L := \mathcal{E}(n, 1)\overline{L} = \bigoplus_{\mathbf{s}} H_{\mathbf{s}}$, where the direct sum is over the syndromes $\mathbf{s} \in \{0, 1\}^{n-1}$, indicating at most one error (see also Section 2.2.1). Recall that $\text{Der}(C, \mathcal{E}(n, 1))$ is a many-to-one quantum code (L, μ) with $L = U(\mathbb{C}^2 \otimes F)$, where

$$F = \text{span}\{|\mathbf{s}\rangle : \mathbf{s} \in \{0, 1\}^{n-1} \text{ indicating at most one error}\},$$

and the unitary $U : \mathbb{C}^2 \otimes F \rightarrow L$ acts as follows for any Pauli error E of weight at most 1,

$$U^\dagger E |\overline{\psi}\rangle = |\psi\rangle \otimes |\mathbf{s}\rangle, \quad (76)$$

where $|\overline{\psi}\rangle = V |\psi\rangle$ is the encoded version of $|\psi\rangle \in \mathbb{C}^2$ and \mathbf{s} is the syndrome corresponding to E . We now extend the unitary U to the full space. Let $L_\perp = \bigoplus_{\mathbf{s}'} H_{\mathbf{s}'}$, where $\{\mathbf{s}'\}$ is the set of syndromes indicating two or more errors and define

$$F_\perp := \text{span}\{|\mathbf{s}'\rangle : \mathbf{s}' \in \{0, 1\}^{n-1} \text{ indicating two or more errors}\}.$$

We have that $F \oplus F_\perp = (\mathbb{C}^2)^{\otimes n-1}$. For each syndrome \mathbf{s}' indicating two or more errors, we fix an arbitrary Pauli operator $E(\mathbf{s}')$, which has the syndrome \mathbf{s}' and define the unitary $U_\perp : \mathbb{C}^2 \otimes F_\perp \rightarrow L_\perp$ as follows,

$$U_\perp^\dagger E(\mathbf{s}') |\overline{\psi}\rangle = |\psi\rangle \otimes |\mathbf{s}'\rangle. \quad (77)$$

The following unitary is an extension of U to the whole space $(\mathbb{C}^2)^{\otimes n}$.

$$\tilde{U} : \mathbb{C}^2 \otimes (\mathbb{C}^2)^{\otimes n-1} \rightarrow (\mathbb{C}^2)^{\otimes n}, \quad \tilde{U} = U \oplus U_\perp. \quad (78)$$

Using \tilde{U} , we define

$$\tilde{\mu} : \mathbf{L}(\mathbb{C}^2) \rightarrow \mathbf{L}((\mathbb{C}^2)^{\otimes n}), \quad \tilde{\mu} := \tilde{U}(\cdot \otimes \mathbf{1}_{(\mathbb{C}^2)^{\otimes n-1}})\tilde{U}^\dagger. \quad (79)$$

Consider now the concatenated code $C_r, r = 0, 1, 2, \dots$ obtained using the stabilizer code C as the base code. To define correctable errors for C_r , we need a notion of sparse errors.

Definition 29 (*(r, t) sparse error [AB97]*). *Let E_r be a Pauli error on an r -block of the concatenated code C_r . We have that $E_r = E_{r-1}^1 \otimes \dots \otimes E_{r-1}^n$, where $E_{r-1}^i, i \in [n]$ is a Pauli error acting on an $(r-1)$ -block.*

The error E_r is said to be (r, t) sparse if it contains no more than t $(r-1)$ blocks, such that the corresponding E_{r-1}^i are not $(r-1, t)$ sparse. A $(0, t)$ sparse error corresponds to the identity operator.

The correctable set of errors for C_r is given by the span of Pauli errors that are $(r, 2)$ sparse [AB97]. Here, we consider the set of errors that are $(r, 1)$ sparse, that is,

$$\mathcal{E}_r := \text{span}\{E_r : E_r \text{ is } (r, 1) \text{ sparse}\}, \quad (80)$$

and the corresponding derived code $D_r := \text{Der}(C_r, \mathcal{E}_r)$. We consider $(r, 1)$ sparse errors (rather than full $(r, 2)$ sparse) as then the derived code D_r can still correct some additional errors. For example, D_1 can correct one additional error in the sense that if we have a code state of D_1 with one additional Pauli error applied on it, it is possible to recover the encoded information since the base code corrects two errors. This property is needed for fault-tolerant constructions with rectangles [AB97; AGP06].

Many to one concatenated codes. For an $r = 0, 1, \dots$, we define the many-to-one code $D_r = (L_r, \mu_r)$, where

$$L_r = \mathcal{E}_r \overline{L}_r \subseteq N_r := (\mathbb{C}^2)^{\otimes n^r}. \quad (81)$$

The map $\mu_r^* : \mathbf{L}(L_r) \rightarrow \mathbf{L}(\mathbb{C}^2)$ is obtained using the map $\tilde{\mu}_r^* : \mathbf{L}(N_r) \rightarrow \mathbf{L}(\mathbb{C}^2)$, which is recursively defined as,

$$\tilde{\mu}_r^* := \tilde{\mu}^* \circ (\tilde{\mu}_{r-1}^*)^{\otimes n}, \quad (82)$$

where $\tilde{\mu} : \mathbf{L}(\mathbb{C}^2) \rightarrow \mathbf{L}((\mathbb{C}^2)^{\otimes n})$ is according to Eq. (79). Note that $\tilde{\mu}_r^*$ is the same as the ideal r -decoder from [AGP06, Page 43]. We take the quantum channel μ_r^* to be the restriction of $\tilde{\mu}_r^*$ on the code space L_r , that is,

$$\mu_r^* = \tilde{\mu}_r^* \circ \mathcal{J}_r, \quad (83)$$

where $\mathcal{J}_r : \mathbf{L}(L_r) \rightarrow \mathbf{L}(N_r)$ is the natural embedding. By applying $\tilde{\mu}^*$ recursively, it can be seen that for any $(r, 1)$ sparse error E_r , we get

$$\tilde{\mu}_r^*(E_r |\overline{\psi}_r\rangle \langle \overline{\psi}_r| E_r^\dagger) = |\psi\rangle \langle \psi|. \quad (84)$$

Since μ_r^* is defined using $\tilde{\mu}_r^*$, it would be useful to have the definition of representation in Def. 14 directly in terms of $\tilde{\mu}_r^*$ instead of μ_r^* . This is given in the following remark.

Remark 30. Consider many-to-one concatenated codes D_r and $D_{r'}$. A quantum channel $\mathcal{T} : \mathbf{L}(N_r^{\otimes q}) \rightarrow \mathbf{L}(N_{r'}^{\otimes q'})$ represents $\mathcal{P} : \mathbf{L}((\mathbb{C}^2)^{\otimes q}) \rightarrow \mathbf{L}((\mathbb{C}^2)^{\otimes q'})$ in $D_r, D_{r'}$ if $(\mathcal{J}_{r'}^*)^{\otimes q'} \circ \mathcal{T} : \mathbf{L}(N_r^{\otimes q}) \rightarrow \mathbf{L}(L_{r'}^{\otimes q'})$ is a quantum channel and the following equality holds,

$$(\tilde{\mu}_{r'}^*)^{\otimes q'} \circ \mathcal{T} \circ \mathcal{J}_r^{\otimes q} = \mathcal{P} \circ (\tilde{\mu}_r^*)^{\otimes q} \circ \mathcal{J}_r^{\otimes q}. \quad (85)$$

We note that the definition of representation according to Def. 14 is satisfied by taking $\mathcal{R} = (\mathcal{J}_{r'}^*)^{\otimes q'} \circ \mathcal{T} \circ \mathcal{J}_r^{\otimes q}$, and $\mathcal{S} = (\mathcal{J}_r^*)^{\otimes q} \circ \mathcal{T}$.

We take the many-to-one concatenated codes $D_r, r = 0, 1, \dots$, where r is the level of concatenation, to be the sequence of codes in Point (a) of Def. 20. The parameter r is related with k from Def. 20 as $r \sim \log k$. Note that D_r is a code of type $(n^r, 1)$, with $M_r = \mathbb{C}^2$, $L_r \subseteq N_r$, where $N_r = (\mathbb{C}^2)^{\otimes n^r}$.

The rest of this section will be devoted to proving the following theorem, which provides a fault-tolerant scheme according to Def. 20.

Theorem 31. Consider the sequence of many-to-one concatenated codes $D_r, r = 0, 1, \dots$. For a universal gate set \mathbf{A} , containing unitary gates including an identity gate, state preparation and measurement gates, there exist a family of circuits $\Psi_{g,r}$, such that, any $\tilde{\mathcal{T}}_{\Psi_{g,r}} \in \text{Trans}(\Psi_{g,r}, \delta)$ represents \mathcal{T}_g in codes D_r , with accuracy $\epsilon_1 = \epsilon_2 = \epsilon_3 = O((cd)^{2^r})$. Furthermore, there exist a family of circuits $\Gamma_{r,s}$ such any $\tilde{\mathcal{T}}_{\Gamma_{r,s}} \in \text{Trans}(\Gamma_{r,s}, \delta)$ represents the identity channel in codes D_r, D_s , with accuracy $\epsilon_1 = \epsilon_2 = O((cd)^{\min\{r,s\}})$, and $\epsilon_3 = O((cd)^{2^s})$.

Proof. Proof of this theorem follows from Lemma 37, and Lemma 41. \square

3.2.2 Recursive simulation

In this section, we provide $\Psi_{g,r}$ for gates $g \in \mathbf{A}$ according to Point (b) of Def. 20 for D_r .

For a gate $g \in \mathbf{A}$, with q qubits as input and q' qubits as output, we consider a quantum circuit Φ_g , that takes as input q blocks of qubits, each containing n qubits and outputs q'

blocks of qubits, each containing n qubits. Let EC be an error correction gadget, for example, gadget corresponding to the Shor error correction [Sho96; TPB23] (see also Appendix A). We obtain the quantum circuit $\Psi_{g,r}$, using the quantum circuit $\Phi_g \circ (\text{EC})^{\otimes q}$, as described in the following paragraph.

r-Rec. We take $\Psi_{g,1} := \Phi_g \circ (\text{EC})^{\otimes q}$. Consider the set of locations $\text{Loc}(\Psi_{g,1}) := \{g_{i,j}\}_{i,j}$, and the size $|\Psi_{g,1}| := |\text{Loc}(\Psi_{g,1})|$ of the circuit $\Psi_{g,1}$. The quantum circuit $\Psi_{g,r}$ is obtained by replacing each $g_{i,j} \in \text{Loc}(\Psi_{g,1})$ by the corresponding circuit $\Psi_{g_{i,j},r-1}$. The quantum circuit $\Psi_{g,r}$ is referred to as an r -rectangle or simply an r -Rec.

Note that $\Psi_{g,r}$ contains $|\Psi_{g,1}|$ number of $(r-1)$ -Recs. Furthermore, $\Psi_{g,r}$ takes as input q blocks of n^r -qubits, and outputs q' blocks of n^r -qubits. Note that for the identity gate $g = I$, the corresponding 1-Rec is $\Psi_{I,1} = \text{EC}$. In the following, we denote r -Rec for the identity gate as $\Psi_{I,r} := \text{EC}_r$, where $\text{EC}_0 = I$.

Faulty r -Rec. We say a gate $g \in \mathbf{A}$ is *faulty*, if it realizes an arbitrary channel instead of the intended channel \mathcal{T}_g . A faulty r -Rec $\Psi_{g,r}$ is defined by a *fault path*, which is a subset of locations $\Delta_{g,r} \subseteq \text{Loc}(\Psi_{g,r})$, such that the gates applied at those locations are faulty. We denote a faulty r -Rec by $(\Psi_{g,r}, \Delta_{g,r})$, where $\Delta_{g,r}$ is the set of faulty locations. The $(r-1)$ -Recs contained in $(\Psi_{g,r}, \Delta_{g,r})$ are also faulty, and they are given by, $(\Psi_{g_{i,j},r-1}, \Delta_{g_{i,j},r-1})$, where $\Delta_{g_{i,j},r-1} = \Delta_{g,r} \cap \text{Loc}(\Psi_{g_{i,j},r-1})$, $\forall g_{i,j} \in \text{Loc}(\Psi_{g,1})$.

An important property of a faulty r -Rec is its goodness, which is defined as below.

Definition 32 (A good faulty r -Rec [AGP06]). *A faulty 1-Rec corresponding to $\Psi_{g,1}$ is said to be good if it contains no more than one faulty gate in it. A faulty r -Rec corresponding to $\Psi_{g,r}$ is said to be good if it contains no more than one bad (not good) $(r-1)$ -Recs in it.*

Another important property of a faulty r -Rec is its correctness [AGP06], which is defined as follows.

Definition 33 (A correct r -rec [AGP06]). *A faulty r -Rec $(\Psi_{g,r}, \Delta_{g,r})$, corresponding to a gate g , with q qubit input and q' qubit output, is said to be correct if the following holds,*

$$(\tilde{\mu}_r^*)^{\otimes q'} \circ \mathcal{T}_{\Delta_{g,r}} \circ \mathcal{J}_r^{\otimes q} = \mathcal{T}_g \circ (\tilde{\mu}_r^*)^{\otimes q}, \quad (86)$$

where $\mathcal{T}_{\Delta_{g,r}}$ is the channel realized by $(\Psi_{g,r}, \Delta_{g,r})$, and $\tilde{\mu}_r^*$ is according to (82).

We note that Eq. (86) is equivalent to Eq. (85), considering $\mathcal{T} = \mathcal{T}_{\Delta_{g,r}}$ and $\mathcal{P} = \mathcal{T}_g$. It is shown in [AB97; AGP06] that it is possible to construct r -Recs, for a universal gate set \mathbf{A} , in a way that the following properties hold [AGP06, Rec-Cor, Page 44].

Lemma 34. ([AGP06, Rec-Cor]). *A good r -Rec $(\Psi_{g,r}, \Delta_{g,r})$ is correct.*

Lemma 35. ([AGP06, Rec-Val]). *The channel $\mathcal{T}_{\Delta_{g,r}}$ corresponding to a good r -Rec $(\Psi_{g,r}, \Delta_{g,r})$ maps any state in $\mathbf{L}(N_r)$ to a state in the subspace $\mathbf{L}(L_r) \subseteq \mathbf{L}(N_r)$, that is, $(\mathcal{J}_r^*)^{\otimes q'} \circ \mathcal{T}_{\Delta_{g,r}}$ is a quantum channel, with q' being the number of output qubits of $\Psi_{g,r}$.*

Lemmas 34 and 35 imply the following.

Lemma 36. *For a good r -Rec $(\Psi_{g,r}, \Delta_{g,r})$, the corresponding quantum channel $\mathcal{T}_{\Delta_{g,r}}$ represents \mathcal{T}_g in the code D_r .*

Proof. The correctness condition in Lemma 34 gives Eq. (85). From Lemma 35, we have that $(\mathcal{J}_r^*)^{\otimes q'} \circ \mathcal{T}_{\Psi_{g,r}}$ is a quantum channel. Therefore, conditions in Remark 30 are satisfied. \square

We now prove that an r -Rec $\Psi_{g,r}$ satisfy (b) of Def. 20.

Lemma 37. *Consider an r -Rec $\Psi_{g,r}$ corresponding to $g \in \mathbf{A}$, with q, q' input and output qubits, respectively. There exists a constant $c > 1$ such that for all $\delta \in [0, \frac{1}{c}]$, any $\tilde{\mathcal{T}} \in \text{Trans}(\Psi_{g,r}, \delta)$ represents \mathcal{T}_g in the code D_r with accuracy $\epsilon_1 = \epsilon_2 = \epsilon_3 = O((c\delta)^{2^r})$.*

Proof. We will find maps \mathcal{T}, \mathcal{R} , and \mathcal{S} for $\tilde{\mathcal{T}}_{\Psi_{g,r}} \in \text{Trans}(\Psi_{g,r}, \delta)$, such that the commutative diagram in Fig. 5 holds exactly with respect to the code D_r and $\mathcal{P} = \mathcal{T}_g$, and the superoperator \mathcal{T} satisfies, $\|\mathcal{T} - \tilde{\mathcal{T}}\|_{\diamond} \leq O((c\delta)^{2^r})$. Then, it follows from Part (a) of Lemma 23 that $\tilde{\mathcal{T}}$ represents \mathcal{T}_g in the code D_r with accuracy $\epsilon_1 = \epsilon_2 = \epsilon_3 = O((c\delta)^{2^r})$.

Consider the set of locations $\text{Loc}(\Psi_{g,r}) = \{g_{i,j}\}_{i,j}$ of the circuit $\Psi_{g,r}$. Consider an $\tilde{\mathcal{T}}_{\Psi_{g,r}} \in \text{Trans}(\Psi_{g,r}, \delta)$. Note that $\tilde{\mathcal{T}}_{\Psi_{g,r}}$ is obtained by concatenating $\{\tilde{\mathcal{T}}_{g_{i,j}}\}$ in the structure of the quantum circuit $\Psi_{g,r}$, where each gate $g_{i,j}$ is replaced by an $\tilde{\mathcal{T}}_{g_{i,j}} \in \text{Trans}(g_{i,j}, \delta)$. We now write $\tilde{\mathcal{T}}_{g_{i,j}}$ for all $g_{i,j} \in \text{Loc}(\Psi_{g,r})$ as follows (see also [Kit97, Lemma 10.10]):

$$\tilde{\mathcal{T}}_{g_{i,j}} = \mathcal{T}_{g_{i,j}} + (\tilde{\mathcal{T}}_{g_{i,j}} - \mathcal{T}_{g_{i,j}}). \quad (87)$$

In this way, we can write $\tilde{\mathcal{T}}_{\Psi_{g,r}}$ as sum of terms, where each term contains either $\mathcal{T}_{g_{i,j}}$ (perfect channel) or $(\tilde{\mathcal{T}}_{g_{i,j}} - \mathcal{T}_{g_{i,j}})$ (faulty map) at a location (i, j) . We note that $(\tilde{\mathcal{T}}_{g_{i,j}} - \mathcal{T}_{g_{i,j}})$ is not necessarily a quantum channel contrary to the definition of a faulty gate in Paragraph ‘‘Faulty r -Rec’’ in Section 3.2.2. Let $\mathcal{T}_{\Delta_{g,r}}$ be the superoperator realized by the faulty r -Rec $(\Psi_{g,r}, \Delta_{g,r})$, where faulty locations $g_{i,j} \in \Delta_{g,r}$ realize $(\tilde{\mathcal{T}}_{g_{i,j}} - \mathcal{T}_{g_{i,j}})$ instead of $\mathcal{T}_{g_{i,j}}$. Then, we have

$$\tilde{\mathcal{T}}_{\Psi_{g,r}} = \sum_{\Delta_{g,r} \subseteq \text{Loc}(\Psi_{g,r})} \mathcal{T}_{\Delta_{g,r}}. \quad (88)$$

Note that

$$\|\mathcal{T}_{\Delta_{g,r}}\|_{\diamond} \leq \delta^{|\Delta_{g,r}|}. \quad (89)$$

We now expand $\mathcal{T}_{\Delta_{g,r}}$ in terms of good and bad fault paths,

$$\tilde{\mathcal{T}}_{\Psi_{g,r}} = \sum_{\text{good } \Delta_{g,r}} \mathcal{T}_{\Delta_{g,r}} + \sum_{\text{bad } \Delta_{g,r}} \mathcal{T}_{\Delta_{g,r}}. \quad (90)$$

where a good $\Delta_{g,r}$ refers to $(\Psi_{g,r}, \Delta_{g,r})$ being good and a bad $\Delta_{g,r}$ refers to $(\Psi_{g,r}, \Delta_{g,r})$ being bad (not good) according to Def. 32. We take \mathcal{T} as follows,

$$\mathcal{T} = \sum_{\text{good } \Delta_{g,r}} \mathcal{T}_{\Delta_{g,r}}. \quad (91)$$

We now prove that \mathcal{T} is $O((c\delta)^{2^r})$ close to $\tilde{\mathcal{T}}_{\Psi_{g,r}}$ in the diamond norm for a constant $c > 0$. The proof is similar to [AB97, Lemma 11]. Using Eqs. (90) and (91), and the triangle inequality, we get

$$\|\tilde{\mathcal{T}}_{\Psi_{g,r}} - \mathcal{T}\|_{\diamond} \leq \sum_{\text{bad } \Delta_{g,r}} \|\mathcal{T}_{\Delta_{g,r}}\|_{\diamond}. \quad (92)$$

Let $\tau_{g,r} := \sum_{\text{bad } \Delta_{g,r}} \|\mathcal{T}_{\Delta_{g,r}}\|_{\diamond}$. We upper bound $\tau_{g,r}$, recursively. From Def. 32, we get

$$\{\Delta_{g,1} \subseteq \text{Loc}(\Psi_{g,1}) : \Delta_{g,1} \text{ is bad}\} = \{\Delta_{g,1} \subseteq \text{Loc}(\Psi_{g,1}) : |\Delta_{g,1}| > 1\} \quad (93)$$

Let $g_{\max} \in \mathbf{A}$ be the gate with the largest 1-Rec $\Psi_{g_{\max},1}$ in the gate set \mathbf{A} and take $c := e^{(|\Psi_{g_{\max},1}|)} (e \text{ being the Euler's constant})$. Then, we have that

$$\begin{aligned} \tau_{g,1} &\leq \sum_{\substack{\Delta_{g,1} \subseteq \text{Loc}(\Psi_{g,1}) \\ |\Delta_{g,1}| > 1}} \delta^{|\Delta_{g,1}|} \\ &= \sum_{j>1} \binom{|\Psi_{g_{\max},1}|}{j} \delta^j \\ &\leq (1+\delta)^{|\Psi_{g_{\max},1}|} \sum_{j>1} \binom{|\Psi_{g_{\max},1}|}{j} \left(\frac{\delta}{1+\delta}\right)^j \left(\frac{1}{1+\delta}\right)^{|\Psi_{g_{\max},1}|-j} \\ &\leq e^{|\Psi_{g_{\max},1}|\delta} \left(\frac{|\Psi_{g_{\max},1}|}{2}\right) \delta^2 \leq e \left(\frac{|\Psi_{g_{\max},1}|}{2}\right) \delta^2 = \frac{(c\delta)^2}{c}, \end{aligned} \quad (94)$$

where the first inequality uses Eqs. (89) and (93), the third inequality uses $(1+\delta)^x \leq e^{\delta x}$, and $\sum_{j>t} \binom{n}{j} \delta^j (1-\delta)^{n-j} \leq \binom{n}{t+1} \delta^{t+1}$, and the last inequality uses $|\Psi_{g_{\max},1}|\delta \leq 1$ (using $c\delta \leq 1$).

We have from Def. 32,

$$\begin{aligned} &\{\Delta_{g,r} \subseteq \text{Loc}(\Psi_{g,r}) : \Delta_{g,r} \text{ is bad}\} \\ &= \{\Delta_{g,r} \subseteq \text{Loc}(\Psi_{g,r}) : (\Psi_{g,r}, \Delta_{g,r}) \text{ contains more than one bad faulty } (r-1)\text{-Rec}\} \end{aligned} \quad (95)$$

Note that $\|\mathcal{T}_{\Delta_{g,r}}\|_{\diamond} \leq \prod_{g_{i,j} \in \text{Loc}(\Psi_{g,1})} \|\mathcal{T}_{\Delta_{g_{i,j},r-1}}\|_{\diamond}$, where $\Delta_{g_{i,j},r-1} = \Delta_{g,r} \cap \text{Loc}(\Psi_{g_{i,j},r-1})$. Therefore, using Eq. (95), we get

$$\begin{aligned} \tau_{g,r} &\leq \sum_{\text{bad } \Delta_{g,r}} \prod_{g_{i,j} \in \text{Loc}(\Psi_{g,1})} \|\mathcal{T}_{\Delta_{g_{i,j},r-1}}\|_{\diamond} \\ &\leq \sum_{\substack{\Delta_{g,1} \subseteq \text{Loc}(\Psi_{g,1}) \\ |\Delta_{g,1}| > 1}} \prod_{g_{i,j} \in \Delta_{g,1}} \tau_{g_{i,j},r-1} \end{aligned} \quad (96)$$

For $r = 2$, Eq. (96) gives $\tau_{g,2} \leq \frac{(c\delta)^{2^2}}{c}$. Applying Eq. (96) recursively, we get

$$\tau_{g,r} \leq \frac{(c\delta)^{2^r}}{c}. \quad (97)$$

Therefore, from Eqs. (92) and (97), we have $\|\tilde{\mathcal{T}}_{\Psi_{g,r}} - \mathcal{T}\|_{\diamond} \leq O((c\delta)^{2^r})$. We now show that there exist maps \mathcal{R} and \mathcal{S} such that the commutative diagram in Fig. 5 holds exactly, with \mathcal{T} from Eq. (91), and $\mathcal{P} = \mathcal{T}_g$. Similar to $\mathcal{T}_{\Delta_{g,r}}$, we need another notation; for a fault path $\Delta_{g,r} \subseteq \text{Loc}(\Psi_{g,r})$, we define $\tilde{\mathcal{T}}_{\Delta_{g,r}}$ to be the channel realized by $(\Psi_{g,r}, \Delta_{g,r})$, where each faulty location $g_{i,j} \in \Delta_{g,r}$ realizes $\tilde{\mathcal{T}}_{g_{i,j}} \in \text{Trans}(g_{i,j}, \delta)$ instead of $\mathcal{T}_{g_{i,j}}$. It can be seen that

$$\mathcal{T}_{\Delta_{g,r}} = \sum_{\Delta'_{g,r} \subseteq \Delta_{g,r}} (-1)^{|\Delta_{g,r}| - |\Delta'_{g,r}|} \tilde{\mathcal{T}}'_{\Delta'_{g,r}}. \quad (98)$$

Therefore, From Eq. (91),

$$\mathcal{T} = \sum_{\text{good } \Delta_{g,r}} \sum_{\Delta'_{g,r} \subseteq \Delta_{g,r}} (-1)^{|\Delta_{g,r}| - |\Delta'_{g,r}|} \tilde{\mathcal{T}}_{\Delta'_{g,r}}. \quad (99)$$

Note that any subset $\Delta'_{g,r} \subseteq \Delta_{g,r}$ of a good $\Delta_{g,r}$ is also good. Using Lemma 36, $\tilde{\mathcal{T}}_{\Delta'_{g,r}}$ corresponding to a good $\Delta'_{g,r}$ represents \mathcal{T}_g . Therefore, there exist $\mathcal{R}_{\Delta'_{g,r}}$ and $\mathcal{S}_{\Delta'_{g,r}}$ such that the commutative diagram in Fig. 5 holds exactly, with $\mathcal{T}_{\Delta'_{g,r}}$ and $\mathcal{P} = \mathcal{T}_g$. We simply take,

$$\mathcal{R} = \sum_{\text{good } \Delta_{g,r}} \sum_{\Delta'_{g,r} \subseteq \Delta_{g,r}} (-1)^{|\Delta_{g,r}| - |\Delta'_{g,r}|} \mathcal{R}_{\Delta'_{g,r}}. \quad (100)$$

$$\mathcal{S} = \sum_{\text{good } \Delta_{g,r}} \sum_{\Delta'_{g,r} \subseteq \Delta_{g,r}} (-1)^{|\Delta_{g,r}| - |\Delta'_{g,r}|} \mathcal{S}_{\Delta'_{g,r}}. \quad (101)$$

Using the fact that Eq. (35) and Eq. (36) are satisfied individually for $\mathcal{T}_{\Delta'_{g,r}}$, $\mathcal{R}_{\Delta'_{g,r}}$, and $\mathcal{S}_{\Delta'_{g,r}}$, it follows that they are also satisfied for \mathcal{T} , \mathcal{R} and \mathcal{S} . We now show that Eq. (34), that is, $\mu_r^{*\otimes q'} \circ \mathcal{R} = \mathcal{T}_g \circ \mu_r^{*\otimes q}$. Recall that q, q' are the number of input and output qubits of g .

For a good $\Delta_{g,r}$, we have

$$\begin{aligned} \mu_r^{*\otimes q'} \circ \mathcal{R} &= \sum_{\text{good } \Delta_{g,r}} \sum_{\Delta'_{g,r} \subseteq \Delta_{g,r}} (-1)^{|\Delta_{g,r}| - |\Delta'_{g,r}|} \mu_r^{*\otimes q'} \circ \mathcal{R}_{\Delta'_{g,r}} \\ &= \left(\sum_{\text{good } \Delta_{g,r}} \sum_{\Delta'_{g,r} \subseteq \Delta_{g,r}} (-1)^{|\Delta_{g,r}| - |\Delta'_{g,r}|} \right) \mathcal{T}_g \circ \mu_r^{*\otimes q}, \end{aligned} \quad (102)$$

where in the second equality, we have used $\mu_r^{*\otimes q'} \circ \mathcal{R}_{\Delta'_{g,r}} = \mathcal{T}_g \circ \mu_r^{*\otimes q}$. We have that

$$\sum_{\Delta'_{g,r} \subseteq \Delta_{g,r}} (-1)^{|\Delta_{g,r}| - |\Delta'_{g,r}|} = \sum_{j=0}^{|\Delta_{g,r}|} \binom{|\Delta_{g,r}|}{j} (-1)^{|\Delta_{g,r}| - j}, \quad (103)$$

which implies

$$\sum_{\Delta'_{g,r} \subseteq \Delta_{g,r}} (-1)^{|\Delta_{g,r}| - |\Delta'_{g,r}|} = \begin{cases} 1, & \text{if } |\Delta_{g,r}| = 0 \\ 0, & \text{otherwise.} \end{cases} \quad (104)$$

Therefore, From Eqs. (102) and 104, we get $\mu_r^{*\otimes q'} \circ \mathcal{R} = \mathcal{T}_g \circ \mu_r^{*\otimes q}$. \square

3.2.3 Interface

In this section, we provide the interfaces $\Gamma_{r,s}$, $r, s = 0, 1, \dots$ for D_r, D_s , as in Part (c) of Def. 20. To this end, we will first construct $\Gamma_{r,r+1}$ and $\Gamma_{r+1,r}$, $r = 0, 1, \dots$, and then compose them to obtain $\Gamma_{r,s}$.

Interface $\Gamma_{r,r+1}$

Consider a quantum circuit Γ in the gate set \mathbf{A} , with single qubit input and n -qubit output, such that it realises the following quantum channel,

$$\mathcal{T}_\Gamma = U(\cdot \otimes |0\rangle\langle 0|^{\otimes n-1})U^\dagger, \quad (105)$$

where U is according to Eq. (76). Noting that zero syndrome $\mathbf{s} = 0^{n-1}$ corresponds to $E = I$ in Eq. (76), it follows \mathcal{T}_Γ maps any input state $|\psi\rangle \in \mathbb{C}^2$ to the corresponding encoded state in the base code C .

We define $\Gamma_{0,1} := \text{EC} \circ \Gamma$. It can be easily seen that $\Gamma_{0,1}$ represents the identity in the code D_0, D_1 . The quantum circuit $\Gamma_{r,r+1}$ is obtained by replacing each $g_{i,j} \in \text{Loc}(\Gamma_{0,1})$ by the corresponding r -Rec $\Psi_{g_{i,j},r}$. Note that

$$\Gamma_{r,r+1} := \text{EC}_{r+1} \circ \Gamma_r, \quad (106)$$

where Γ_r is obtained by replacing each location in the quantum circuit Γ by the corresponding r -Rec. We denote by $(\Gamma_{r,r+1}, \Delta_{r,r+1})$, the interface $\Gamma_{r,r+1}$ with faults at locations in $\Delta_{r,r+1} \subseteq \text{Loc}(\Gamma_{r,r+1})$.

A good $(\Gamma_{r,r+1}, \Delta_{r,r+1})$. We say $(\Gamma_{r,r+1}, \Delta_{r,r+1})$ is good if all the r -Recs contained in it are good according to Def. 32, that is, for all $g_{i,j} \in \text{Loc}(\Gamma_{0,1})$, the corresponding $(\Psi_{g_{i,j},r}, \Delta_{g_{i,j},r})$, where $\Delta_{g_{i,j},r} := \Delta_{r,r+1} \cap \text{Loc}(\Psi_{g_{i,j},r})$, is good, otherwise it is bad (not good).

We have the following lemma for the interface $\Gamma_{r,r+1}$.

Lemma 38. *There exists a constant $c > 1$ such that for all $\delta \in [0, \frac{1}{c})$, any $\tilde{\mathcal{T}}_{\Gamma_{r,r+1}} \in \text{Trans}(\Gamma_{r,r+1}, \delta)$ represents the identity channel in codes D_r, D_{r+1} with accuracy $\epsilon_1 = \epsilon_2 = O(|\Gamma_{0,1}| \delta_r)$ and $\epsilon_3 = O(\delta_{r+1})$, where $\delta_r := (c\delta)^{2^r}$.*

Proof. Firstly, using Remark 30, we show that $\mathcal{T}_{\Delta_{r,r+1}}$ corresponding to a good $(\Gamma_{r,r+1}, \Delta_{r,r+1})$ represents the identity channel in D_r, D_{r+1} .

Since $(\Gamma_{r,r+1}, \Delta_{r,r+1})$ is good, it follows that the corresponding (Γ_r, Δ_r) and $(\text{EC}_{r+1}, \Delta_{r+1})$ (see also Eq. (106)), where $\Delta_r = \Delta_{r,r+1} \cap \text{Loc}(\Gamma_r)$, and $\Delta_{r+1} = \Delta_{r,r+1} \cap \text{Loc}(\text{EC}_{r+1})$, are also good. Let \mathcal{T}_{Δ_r} and $\mathcal{T}_{\Delta_{r+1}}$ be realizations of (Γ_r, Δ_r) , and $(\text{EC}_{r+1}, \Delta_{r+1})$, respectively. Note that $\mathcal{T}_{\Delta_{r,r+1}} = \mathcal{T}_{\Delta_{r+1}} \circ \mathcal{T}_{\Delta_r}$.

Using Lemma 36 for $(\text{EC}_{r+1}, \Delta_{r+1})$, it follows that $\mathcal{J}_{r+1}^* \circ \mathcal{T}_{\Delta_{r+1}} : \mathbf{L}(N_{r+1}) \rightarrow \mathbf{L}(L_{r+1})$ is a quantum channel. Therefore, $\mathcal{J}_{r+1}^* \circ \mathcal{T}_{\Delta_{r,r+1}} : \mathbf{L}(N_r) \rightarrow \mathbf{L}(L_{r+1})$ is a quantum channel. It remains to show Eq. (85), that is,

$$\tilde{\mu}_{r+1}^* \circ \mathcal{T}_{\Delta_{r,r+1}} \circ \mathcal{J}_r = \tilde{\mu}_r^* \circ \mathcal{J}_r, \quad (107)$$

Using Lemma 34 for $(\Gamma_{r,r+1}, \Delta_{r,r+1})$, it follows that $\mathcal{T}_{\Gamma_{r,r+1}}$ represents $\mathcal{T}_{\Gamma_{0,1}}$ in D_r . Therefore, we have

$$(\tilde{\mu}_r^*)^{\otimes n} \circ \mathcal{T}_{\Delta_{r,r+1}} \circ \mathcal{J}_r = \mathcal{T}_{\Gamma_{0,1}} \circ \tilde{\mu}_r^* \circ \mathcal{J}_r. \quad (108)$$

Furthermore, as $\mathcal{T}_{\Gamma_{0,1}}$ represents identity channel in D_0, D_1 , we get

$$\tilde{\mu}^* \circ \mathcal{T}_{\Gamma_{0,1}} = \mathcal{I}. \quad (109)$$

We now have,

$$\begin{aligned}
\tilde{\mu}_{r+1}^* \circ \mathcal{T}_{\Gamma_{r,r+1}} \circ \mathcal{J}_r &= \tilde{\mu}^* \circ (\tilde{\mu}_r^*)^{\otimes n} \circ \mathcal{T}_{\Gamma_{r,r+1}} \circ \mathcal{J}_r \\
&= \tilde{\mu}^* \circ \mathcal{T}_{\Gamma_{0,1}} \circ \tilde{\mu}^* \circ \mathcal{J}_r \\
&= \tilde{\mu}_r^* \circ \mathcal{J}_r,
\end{aligned} \tag{110}$$

where the first equality uses Eq. (82), the second equality uses Eq. (108), and the last equality uses Eq. (109).

The remaining proof can be done similarly to Lemma 37, using that a good $(\Gamma_{r,r+1}, \Delta_{r,r+1})$ represents identity channel in D_r, D_{r+1} . Similarly to Lemma 37, we can show that there exist maps \mathcal{T}, \mathcal{R} , and \mathcal{S} for $\tilde{\mathcal{T}}_{\Gamma_{r,r+1}} \in \text{Trans}(\Gamma_{r,r+1}, \delta)$, such that the commutative diagram in Fig. 5 holds exactly for codes D_r, D_{r+1} and $\mathcal{P} = \mathcal{I}$, and the superoperator \mathcal{T} satisfies, $\|\mathcal{T} - \tilde{\mathcal{T}}\|_{\diamond} \leq O(|\Gamma_{0,1}|\delta_r)$. Then, using part (a) of Lemma 23, it follows that $\tilde{\mathcal{T}}_{\Gamma_{r,r+1}}$ represents \mathcal{I} in codes D_r, D_{r+1} , with accuracy $\epsilon_1 = \epsilon_2 = \epsilon_3 = O(|\Gamma_{0,1}|\delta_r)$.

To obtain \mathcal{T} , we expand $\tilde{\mathcal{T}}_{\Gamma_{r,r+1}}$ in terms of good $\Delta_{r,r+1}$ and bad $\Delta_{r,r+1}$ as in Eq. (90), with $\mathcal{T}_{\Delta_{r,r+1}}$ being the superoperator realized by $(\Gamma_{r,r+1}, \Delta_{r,r+1})$, where any faulty location $g_{i,j} \in \Delta_{r,r+1}$ realizes $\tilde{\mathcal{T}}_{g_{i,j}} - \mathcal{T}_{g_{i,j}}$ instead of $\mathcal{T}_{g_{i,j}}$. We take \mathcal{T} to be the sum of terms corresponding to the good $\Delta_{r,r+1}$ as in Eq. (91).

Finally, we can show that $\epsilon_3 = O(\delta_{r+1})$. Using Eq. (106), we write $\tilde{\mathcal{T}}_{\Gamma_{r,r+1}} = \tilde{\mathcal{T}}_{\text{EC}_{r+1}} \circ \tilde{\mathcal{T}}_{\Gamma_r}$, where $\tilde{\mathcal{T}}_{\text{EC}_{r+1}} \in \text{Trans}(\text{EC}_{r+1}, \delta)$ and $\tilde{\mathcal{T}}_{\Gamma_r} \in \text{Trans}(\Gamma_r, \delta)$. From Lemma 37, $\tilde{\mathcal{T}}_{\text{EC}_{r+1}}$ represents the identity channel in the code D_{r+1} with accuracy $O(\delta_{r+1})$. Therefore, there exists an $\mathcal{S}_{\text{EC}_{r+1}} : \mathbf{L}(N_{r+1}) \rightarrow \mathbf{L}(L_{r+1})$ such that $\|\mathcal{J}_{r+1} \circ \mathcal{S}_{\text{EC}_{r+1}} - \tilde{\mathcal{T}}_{\text{EC}_{r+1}}\|_{\diamond} \leq O(\delta_{r+1})$. We take $\mathcal{S}_{\Gamma_{r,r+1}} = \mathcal{S}_{\text{EC}_{r+1}} \circ \tilde{\mathcal{T}}_{\Gamma_r}$, which is a quantum channel from $\mathbf{L}(N_r)$ to $\mathbf{L}(L_{r+1})$. It follows that

$$\|\mathcal{J}_{r+1} \circ \mathcal{S}_{\Gamma_{r,r+1}} - \mathcal{T}_{\Gamma_{r,r+1}}\|_{\diamond} \leq \|\mathcal{J}_{r+1} \circ \mathcal{S}_{\text{EC}_{r+1}} - \tilde{\mathcal{T}}_{\text{EC}_{r+1}}\|_{\diamond} \leq O(\delta_{r+1}). \tag{111}$$

□

Interface $\Gamma_{r+1,r}$

Consider a quantum circuit Γ in the gate set \mathbf{A} , with n qubit input and single qubit output, such that it realises the quantum channel $\tilde{\mu}^*$,

$$\mathcal{T}_{\Gamma} := \tilde{\mu}^*. \tag{112}$$

We compose Γ with the quantum circuit EC, and define $\Gamma_{1,0} := \Gamma \circ (\otimes_{i=1}^n \text{EC}_0)$ (Recall that EC_0 refers to the identity gate). Let $\Gamma_{r+1,r}$ be the quantum circuit obtained by replacing each location $g_{i,j}$ in $\Gamma_{1,0}$ by the corresponding $\Psi_{g_{i,j},r}$. We have

$$\Gamma_{r+1,r} := \Gamma_r \circ (\otimes_{i=1}^n \text{EC}_r^i), \tag{113}$$

where Γ_r is obtained by replacing each location $g_{i,j}$ in Γ by the corresponding $\Psi_{g_{i,j},r}$. We denote by $(\Gamma_{r+1,r}, \Delta_{r+1,r})$, the interface $\Gamma_{r+1,r}$ with faults at location $\Delta_{r+1,r} \subseteq \text{Loc}(\Gamma_{r+1,r})$. Similarly to the interface $\Gamma_{r,r+1}$ in the previous section, we say $(\Gamma_{r+1,r}, \Delta_{r+1,r})$ is good if all the r -Recs contained in it are good according to Def. 32, otherwise it is bad.

For the quantum circuit $\Gamma_{r+1,r}$, we prove Lemma 40, which is analogous to Lemma 38 for the interface $\Gamma_{r,r+1}$. Note that Lemma 40 considers representation in terms of codes

D_{r+1}, D_r . As good $(\text{EC}_r^i, \Delta_r^i)$ represents identity in D_r , the channel \mathcal{T} corresponding to good $(\otimes_{i=1}^n \text{EC}_r^i, \cup_{i=1}^n \Delta_r^i)$ maps any state in L_{r+1} to a state in $(\otimes_{i=1}^n L_r) \subseteq L_{r+1}$. In the following lemma, we show that this mapping is faithful in the sense that the logical information encoded in the input in L_{r+1} is preserved. In another word, good $(\otimes_{i=1}^n \text{EC}_r^i, \cup_{i=1}^n \Delta_r^i)$ is a correct $r+1$ -Rec corresponding to the identity gate, according to Def. 33. This property will be later needed in the proof of Lemma 40.

Lemma 39. *Consider the faulty circuit $(\otimes_{i=1}^n \text{EC}_r^i, \cup_{i=1}^n \Delta_r^i)$, where Δ_r^i denotes the set of faulty locations in EC_r^i , such that $(\text{EC}_r^i, \Delta_r^i)$ is good for all $i \in [n]$. Then, the channel \mathcal{T} realized by $(\otimes_{i=1}^n \text{EC}_r^i, \cup_{i=1}^n \Delta_r^i)$ satisfies*

$$(\tilde{\mu}_{r+1}^*)^{\otimes n} \circ \mathcal{T} \circ \mathcal{J}_{r+1} = (\tilde{\mu}_{r+1}^*)^{\otimes n} \circ \mathcal{J}_{r+1}. \quad (114)$$

Proof. Consider an $(r+1, 1)$ sparse Pauli error $E_{r+1} := E_r^1 \otimes \cdots \otimes E_r^n \in \mathcal{E}_{r+1}$, where Pauli errors E_r^i act on r -blocks. From Def. 29, it follows that except for an $i_0 \in [n]$, all $E_r^i \in \mathcal{E}_r$ (i.e., $(r, 1)$ -sparse).

Consider now a state $|\psi\rangle \in \mathbb{C}^2$, and let $|\bar{\psi}_{r+1}\rangle = V_{r+1} |\psi\rangle$ be the encoding of $|\psi\rangle$ in code C_{r+1} . Note that

$$V_{r+1} |\psi\rangle = V_r^{\otimes n} V_1 |\psi\rangle = V_r^{\otimes n} |\bar{\psi}_1\rangle. \quad (115)$$

Therefore, $|\bar{\psi}_{r+1}\rangle$ is also the encoding of $|\bar{\psi}_1\rangle$ in the code C_r . Consider now $E_{r+1} |\bar{\psi}_{r+1}\rangle \in L_{r+1}$. We have

$$E_{r+1} |\bar{\psi}_{r+1}\rangle = (\otimes_{i=1}^n E_r^i V_r^i) |\bar{\psi}_1\rangle \in (N_r)_{i_0} \otimes_{i \in [n] \setminus i_0} L_r \quad (116)$$

For any $i \in [n]$, $\mathcal{T}_{\Delta_r^i}$ corresponding to a good $(\text{EC}_r^i, \Delta_r^i)$ represents identity in D_r . Therefore, from Remark 30, the channel $\mathcal{T}_{\Delta_r^i}$ satisfies,

$$\tilde{\mu}_r^* \circ \mathcal{T}_{\Delta_r^i} \circ \mathcal{J}_r = \tilde{\mu}_r^* \circ \mathcal{J}_r. \quad (117)$$

Let $\bar{\rho}_{r+1} := E_{r+1} |\bar{\psi}_{r+1}\rangle \langle \bar{\psi}_{r+1}| E_{r+1}$ and let $(\mu_r^*)_i$ denote μ_r corresponding to $i \in [n]$. Then, we have

$$\begin{aligned} (\tilde{\mu}_r^*)^{\otimes n} \circ \mathcal{T}(\bar{\rho}_{r+1}) &= ((\tilde{\mu}_r^*)_{i_0} \otimes (\otimes_{i \in [n] \setminus i_0} (\tilde{\mu}_r^*)_i) \circ (\otimes_{i=1}^n \mathcal{T}_{\Delta_r^i}))(\bar{\rho}_{r+1}) \\ &= (((\tilde{\mu}_r^*)_{i_0} \circ \mathcal{T}_{\Delta_r^{i_0}}) \otimes (\otimes_{i \in [n] \setminus i_0} (\tilde{\mu}_r^*)_i))(\bar{\rho}_{r+1}) \\ &= (\mathcal{W}_{i_0} \otimes (\otimes_{i \neq i_0} \mathcal{I}_i))(|\bar{\psi}_1\rangle \langle \bar{\psi}_1|), \end{aligned} \quad (118)$$

where the second equality uses $\bar{\rho}_{r+1} \in \mathbf{L}((N_r)_{i_0}) \otimes \mathbf{L}(\otimes_{i \in [n] \setminus i_0} L_r)$ (see Eq. (116)) and Eq. (117). The last equality uses that $(\tilde{\mu}_r^*)_i$'s map the state $(\bar{\rho}_{r+1})$ to $|\bar{\psi}_1\rangle \langle \bar{\psi}_1|$, with the i_0 th qubit being in error on which channel $\mathcal{W}_{i_0} := (\tilde{\mu}_r^*)_{i_0} \circ \mathcal{T}_{\Delta_r^{i_0}} \circ (E_r^{i_0} V_r^{i_0})(\cdot)(E_r^{i_0} V_r^{i_0})^\dagger$ acts.

We now have

$$\begin{aligned} \tilde{\mu}_{r+1}^* \circ \mathcal{T}(\bar{\rho}_{r+1}) &= \tilde{\mu}^* \circ (\tilde{\mu}_r^*)^{\otimes n} \circ \mathcal{T}(\bar{\rho}_{r+1}) \\ &= \tilde{\mu}^* ((\mathcal{W}_{i_0} \otimes (\otimes_{i \neq i_0} \mathcal{I}_i))(|\bar{\psi}_1\rangle \langle \bar{\psi}_1|)) \\ &= |\psi\rangle \langle \psi| \\ &= (\tilde{\mu}_{r+1}^*)^{\otimes n}(\bar{\rho}_{r+1}), \end{aligned} \quad (119)$$

where the first equality uses Eq. (82), the second equality uses Eq. (118), and the third equality uses that $((\mathcal{W}_{i_0} \otimes (\otimes_{i \neq i_0} \mathcal{I}_i))(|\bar{\psi}_1\rangle \langle \bar{\psi}_1|))$ is an encoding of $|\psi\rangle$ in the code D_1 ($r=1$).

Finally, since Eq. (119) holds for $\bar{\rho}_{r+1} := E_{r+1} |\bar{\psi}_{r+1}\rangle\langle\bar{\psi}_{r+1}| E_{r+1}$, corresponding to any $|\psi\rangle$ and any Pauli error E_r , it follows that it also holds for any (non-Pauli error) $\sum_j \alpha_j E_{r+1}^j$. Therefore, Eq. (119) holds for any state in D_{r+1} , implying

$$(\tilde{\mu}_{r+1}^*)^{\otimes n} \circ \mathcal{T} \circ \mathcal{J}_{r+1} = (\tilde{\mu}_{r+1}^*)^{\otimes n} \circ \mathcal{J}_{r+1}. \quad (120)$$

□

Lemma 40. *There exists a constant $c > 1$ such that for all $\delta \in [0, \frac{1}{c})$, any $\tilde{\mathcal{T}}_{\Gamma_{r+1,r}} \in \text{Trans}(\Gamma_{r+1,r}, \delta)$ represents the identity channel in codes D_{r+1}, D_r , with accuracy $\epsilon_1 = \epsilon_2 = \epsilon_3 = |\Gamma_{0,1}|O(\delta_r)$, where $\delta_r := (c\delta)^{2^r}$.*

Proof. Let $\mathcal{T}_{\Delta_{r+1,r}}$ be the channel realized by $(\Gamma_{r+1,r}, \Delta_{r+1,r})$, where locations in $\Delta_{r+1,r}$ realize arbitrary channels. We show that $\mathcal{T}_{\Delta_{r+1,r}}$ corresponding to a good $(\Gamma_{r+1,r}, \Delta_{r+1,r})$ represents the identity channel in D_{r+1}, D_r , using which, the remaining proof can be done similarly to Lemma 37, as sketched in the proof of Lemma 38.

Using Lemma 35 for r -Recs in $(\Gamma_{r+1,r}, \Delta_{r+1,r})$, it follows that $\mathcal{J}_r^* \circ \mathcal{T}_{\Delta_{r+1,r}}$ is a quantum channel. From Remark 30, it remains to show that Eq. (85) holds for D_r, D_{r+1} , and $\mathcal{P} := \mathcal{I}$, that is,

$$\tilde{\mu}_r^* \circ \mathcal{T}_{\Gamma_{r+1,r}} = \tilde{\mu}_{r+1}^* \circ \mathcal{J}_{r+1}. \quad (121)$$

As $(\Gamma_{r+1,r}, \Delta_{r+1,r})$ is good, the corresponding (Γ_r, Δ_r) and $(\text{EC}_r, \Delta_r^i), i \in [n]$ (see also Eq. (113)), where $\Delta_r = \Delta_{r+1,r} \cap \text{Loc}(\Gamma_r)$ and $\Delta_r^i = \Delta_{r+1,r} \cap \text{Loc}(\text{EC}_r^i)$, are also good. Let \mathcal{T}_{Δ_r} and $\mathcal{T}_{\Delta_r^i}$ be channels corresponding to (Γ_r, Δ_r) and $(\text{EC}_r^i, \Delta_r^i)$, respectively. Note that $\mathcal{T}_{\Delta_{r+1,r}} = \mathcal{T}_{\Delta_r} \circ \mathcal{T}$, where $\mathcal{T} := \otimes_{i=1}^n \mathcal{T}_{\Delta_r^i}$.

Using Lemma 36 for r -Recs in (Γ_r, Δ_r) , it follows that \mathcal{T}_{Δ_r} represents $\mathcal{T}_\Gamma = \tilde{\mu}^*$ in D_r . Therefore, from Remark 30, we have

$$\tilde{\mu}_r^* \circ \mathcal{T}_{\Delta_r} \circ \mathcal{J}_r^{\otimes n} = \mathcal{T}_\Gamma \circ (\tilde{\mu}_r^*)^{\otimes n} \circ \mathcal{J}_r^{\otimes n} \quad (122)$$

$$= \tilde{\mu}_{r+1}^* \circ \mathcal{J}_r^{\otimes n}. \quad (123)$$

Similarly using Lemma 36 for r -Recs in $((\otimes_{i=1}^n \text{EC}_r), \cup_{i=1}^n \Delta_r^i)$, it follows $\mathcal{T} = \otimes_{i=1}^n \mathcal{T}_{\Delta_r^i}$ represents identity in the code D_r . Therefore,

$$(\tilde{\mu}_r^*)^{\otimes n} \circ \mathcal{T} \circ \mathcal{J}_r^{\otimes n} = (\tilde{\mu}_r^*)^{\otimes n} \circ \mathcal{J}_r^{\otimes n} \quad (124)$$

As the output of \mathcal{T} is in the space $L_r^{\otimes n} \subseteq N_{r+1} = N_r^{\otimes n}$, we get from Eq. (123),

$$\tilde{\mu}_r^* \circ \mathcal{T}_{\Delta_r} \circ \mathcal{T} = \tilde{\mu}_{r+1}^* \circ \mathcal{T}, \quad (125)$$

which implies

$$\tilde{\mu}_r^* \circ \mathcal{T}_{\Delta_{r+1,r}} \circ \mathcal{J}_{r+1} = \tilde{\mu}_{r+1}^* \circ \mathcal{T} \circ \mathcal{J}_{r+1}. \quad (126)$$

Applying Lemma 39 on the RHS, we get

$$\tilde{\mu}_r^* \circ \mathcal{T}_{\Delta_{r+1,r}} \circ \mathcal{J}_{r+1} = \tilde{\mu}_{r+1}^* \circ \mathcal{J}_{r+1}. \quad (127)$$

Therefore, $\mathcal{T}_{\Delta_{r+1,r}}$ represents identity in D_{r+1}, D_r . □

Interface $\Gamma_{r,s}$

We define $\Gamma_{r,s}$ as follows:

$$\Gamma_{r,s} := \begin{cases} \Gamma_{r,r+1} \circ \Gamma_{r+1,r+2} \circ \cdots \circ \Gamma_{s-1,s} & \text{if } 0 \leq r < s \\ \Gamma_{r,r-1} \circ \Gamma_{r-1,r-2} \circ \cdots \circ \Gamma_{s+1,s} & \text{if } r > s \geq 0. \end{cases} \quad (128)$$

Lemma 41. *There exists a constant $c > 1$ such that for all $\delta \in [0, \frac{1}{c})$, any $\tilde{\mathcal{T}} \in \text{Trans}(\Gamma_{r,s}, \delta)$ represents the identity channel in D_r, D_s , with accuracy $\epsilon_1 = \epsilon_2 = O((c\delta)^{2^l})$, where $l = \min\{r, s\}$, and $\epsilon_3 = O((c\delta)^{2^s})$.*

Proof. Using Lemmas 38, 40, and 16, we get $\epsilon_3 = O((c\delta)^{2^s})$, and for a constant $b > 0$, $\epsilon = \epsilon_1 = \epsilon_2$ satisfies,

$$\begin{aligned} \epsilon &\leq b(c\delta)^{2^l} (1 + (c\delta)^2 + (c\delta)^{2^2} + \cdots + (c\delta)^{2^{|r-s|}}) \\ &\leq \frac{b}{1 - (c\delta)^2} (c\delta)^{2^l} = O((c\delta)^{2^l}), \end{aligned} \quad (129)$$

where the second inequality uses $1 + x^2 + x^4 + x^6 + \cdots = \frac{1}{1-x^2}$, and the last equality uses that for any $c\delta < 1$, $\frac{b}{1-(c\delta)^2}$ is a constant. \square

3.3 Fault-tolerance scheme for the circuit-level stochastic noise

In this section, we consider the circuit-level stochastic noise from Section 2.4. We will use the notation $\tilde{\mathcal{T}}_{\Phi}$ to denote the quantum channel realized by a noisy quantum circuit Φ , where each location $g_{i,j}$ in the circuit realizes $\tilde{\mathcal{T}}_{g_{i,j}}$ according to the circuit-level stochastic noise with noise rate δ . Recall that $\tilde{\mathcal{T}}_{g_{i,j}}$ applies the channel $\mathcal{T}_{g_{i,j}}$ corresponding to $g_{i,j}$ with probability $(1 - \delta)$, and with probability δ , it applies an error channel (see Eq. 46).

The following lemma gives Part (b) of the fault-tolerant scheme from Def. 22.

Lemma 42. *Consider r -Rec $\Psi_{g,r}$ for $g \in \mathbf{A}$. There exists a constant $c > 1$ such that for all $\delta \in [0, \frac{1}{c})$, the channel $\tilde{\mathcal{T}}_{\Psi_{g,r}}$ satisfies,*

$$\tilde{\mathcal{T}}_{\Psi_{g,r}} = (1 - \epsilon) \overline{\mathcal{T}}_{\Psi_{g,r}} + \epsilon \overline{\mathcal{Z}}_{\Psi_{g,r}}, \quad (130)$$

where $\epsilon = O((c\delta)^{2^r})$, $\overline{\mathcal{T}}_{\Psi_{g,r}}$ represents \mathcal{T}_g in D_r , and $\overline{\mathcal{Z}}_{\Psi_{g,r}}$ is some channel.

Proof. For an $\Delta_{g,r} \subseteq \text{Loc}(\Psi_{g,r})$, let $\mathcal{T}_{\Delta_{g,r}}$ be the channel corresponding to the faulty r -Rec $(\Psi_{g,r}, \Delta_{g,r})$, such that any location in $g_{i,j} \in \Delta_{g,r}$ realizes some error channel instead of $\mathcal{T}_{g_{i,j}}$. Then, $\tilde{\mathcal{T}}_{\Psi_{g,r}}$ can be expanded as

$$\tilde{\mathcal{T}}_{\Psi_{g,r}} = \sum_{\Delta_{g,r} \subseteq \text{Loc}(\Psi_{g,r})} (1 - \delta)^{|\Psi_{g,r}| - |\Delta_{g,r}|} \delta^{|\Delta_{g,r}|} \mathcal{T}_{\Delta_{g,r}}. \quad (131)$$

The probability associated with a fault path $\Delta_{g,r}$ is given by,

$$p(\Delta_{g,r}) = (1 - \delta)^{|\Psi_{g,r}| - |\Delta_{g,r}|} \delta^{|\Delta_{g,r}|} \quad (132)$$

Let ϵ be the probability that a bad fault path $\Delta_{g,r}$ occurs, that is, $\epsilon := \sum_{\text{bad } \Delta_{g,r}} p(\Delta_{g,r})$. Then, from Eq. (132), we have

$$\tilde{\mathcal{T}}_{\Psi_{g,r}} = (1 - \epsilon) \overline{\mathcal{T}}_{\Psi_{g,r}} + \epsilon \overline{\mathcal{Z}}_{\Psi_{g,r}}, \quad (133)$$

where

$$\overline{\mathcal{T}}_{\Psi_{g,r}} := \sum_{\text{good } \Delta_{g,r}} \frac{p(\Delta_{g,r})}{1-\epsilon} \mathcal{T}_{\Delta_{g,r}} \quad (134)$$

$$\overline{\mathcal{Z}}_{\Psi_{g,r}} := \sum_{\text{bad } \Delta_{g,r}} \frac{p(\Delta_{g,r})}{\epsilon} \mathcal{T}_{\Delta_{g,r}}. \quad (135)$$

Using Lemma 34, $\mathcal{T}_{\Delta_{g,r}}$ for good fault path $\Delta_{g,r}$ represents \mathcal{T}_g in D_r ; therefore, $\overline{\mathcal{T}}_{\Psi_{g,r}}$ represents \mathcal{T}_g in D_r . It remains to show that $\delta_r = O((cd)^{2^r})$. It can be seen using recursively the fact that $(\Psi_{g,r}, \Delta_{g,r})$ is bad if it contains more than one bad $(r-1)$ Recs, and choosing $c = \binom{\max_{g \in \mathcal{A}} |\Psi_{g,1}|}{2}$. \square

The following lemma gives Part (c) of the fault-tolerant scheme from Def. 22.

Lemma 43. *Consider the circuit $\Gamma_{r,s}$ from Eq. (128). There exists a constant $c > 1$ such that for all $\delta \in [0, \frac{1}{c})$, the noisy realization $\tilde{\mathcal{T}}_{\Gamma_{r,s}}$ is given by,*

$$\tilde{\mathcal{T}}_{\Gamma_{r,s}} = (1-\epsilon)\overline{\mathcal{T}}_{\Gamma_{r,s}} + \epsilon\overline{\mathcal{Z}}_{\Gamma_{r,s}}, \quad (136)$$

where $\epsilon = O((cd)^{2^s})$, and $\mathcal{J}_s^* \circ \overline{\mathcal{T}}_{\Gamma_{r,s}}$ is a quantum channel, and

$$\overline{\mathcal{T}}_{\Gamma_{r,s}} = (1-\epsilon')\overline{\mathcal{T}}'_{\Gamma_{r,s}} + \epsilon'\overline{\mathcal{Z}}'_{\Gamma_{r,s}}, \quad (137)$$

where $\epsilon' = O((cd)^{2^l})$, with $l = \min\{r, s\}$, and $\overline{\mathcal{T}}_{\Gamma_{r,s}}$ represents identity channel in D_r, D_s . Here, $\overline{\mathcal{Z}}_{\Gamma_{r,s}}$, and $\overline{\mathcal{Z}}'_{\Gamma_{r,s}}$ are some channels.

Proof. We shall consider $\Gamma_{r,s}, 0 \leq r < s$, that is, $\Gamma_{r,s} := \Gamma_{r,r+1} \circ \Gamma_{r+1,r+2} \circ \dots \circ \Gamma_{s-1,s}$. The proof for $\Gamma_{r,s}, r > s \geq 0$ can be done similarly.

Consider the quantum circuit $\Gamma_{r,r+1} := \text{EC}_{r+1} \circ \Gamma_r$, according to Eq. (106). Let $\mathcal{T}_{\Delta_{r,r+1}}$ be the channel realized by $(\Gamma_{r,r+1}, \Delta_{r,r+1})$, where each location in $g_{i,j} \in \Delta$ realizes some error channel instead of $\mathcal{T}_{g_{i,j}}$. Let $p(\Delta_{r,r+1}) := (1-\delta)^{|\Gamma_{r,r+1}| - |\Delta_{r,r+1}|} \delta^{|\Delta_{r,r+1}|}$ be the probability associated with the fault path $\Delta_{r,r+1}$.

Let $\Delta_{r+1} := \Delta_{r,r+1} \cap \text{Loc}(\text{EC}_{r+1})$, and let ϵ be the probability that Δ_{r+1} (i.e., $(\text{EC}_{r+1}, \Delta_{r+1})$) is a bad $(r+1)$ -Rec (meaning that it contains at least two bad (not good) r -Recs). We can expand $\tilde{\mathcal{T}}_{\Gamma_{r,r+1}}$, the noisy realization of $\Gamma_{r,r+1}$ under the stochastic noise as,

$$\tilde{\mathcal{T}}_{\Gamma_{r,r+1}} = (1-\epsilon)\overline{\mathcal{T}}_{\Gamma_{r,r+1}} + \epsilon\overline{\mathcal{Z}}_{\Gamma_{r,r+1}}, \quad (138)$$

where

$$\overline{\mathcal{T}}_{\Gamma_{r,r+1}} := \sum_{\Delta_{r,r+1}: \Delta_{r+1} \text{ is good}} \frac{p(\Delta_{r,r+1})}{1-\epsilon} \mathcal{T}_{\Delta_{r,r+1}} \quad (139)$$

Using $\mathcal{J}_{r+1}^* \circ \mathcal{T}_{\Delta_{r,r+1}}$ is a quantum channel for a good $(\text{EC}_{r+1}, \Delta_{r+1})$, we have that $\mathcal{J}_{r+1}^* \circ \overline{\mathcal{T}}_{\Delta_{r,r+1}}$ is a quantum channel. From Lemma 42, we get $\epsilon = O((cd)^{2^{r+1}})$.

Note that the set $A := \{\Delta_{r,r+1} : (\text{EC}_{r+1}, \Delta_{r+1}) \text{ is a good } (r+1)\text{-Rec}\}$ contains the set $B := \{\Delta_{r,r+1} : (\Gamma_{r,r+1}, \Delta_{r,r+1}) \text{ is good}\}$ as $(\Gamma_{r,r+1}, \Delta_{r,r+1})$ is good when all the r -Recs in $(\Gamma_{r,r+1}, \Delta_{r,r+1})$ are good. Consider

$$C := \{\Delta_{r,r+1} : (\Gamma_{r,r+1}, \Delta_{r,r+1}) \text{ is bad but } (\text{EC}_{r+1}, \Delta_{r+1}) \text{ is a good } (r+1)\text{-Rec}\} = A \setminus B. \quad (140)$$

The associated probabilities satisfy $p(B) + p(C) = p(A) = 1 - \epsilon$. We expand $\overline{\mathcal{T}}_{\Gamma_{r,r+1}}$ as,

$$\overline{\mathcal{T}}_{\Gamma_{r,r+1}} = (1 - \epsilon')\overline{\mathcal{T}}'_{\Gamma_{r,r+1}} + \epsilon'\overline{\mathcal{Z}}'_{\Gamma_{r,r+1}}, \quad (141)$$

where

$$\epsilon' = \frac{p(C)}{1 - \epsilon} \text{ and } \overline{\mathcal{T}}'_{\Gamma_{r,r+1}} := \sum_{\text{good } \Delta_{r,r+1}} \frac{p(\Delta_{r,r+1})}{(1 - \epsilon - p(C))} \mathcal{T}_{\Delta_{r,r+1}}. \quad (142)$$

As shown in Lemma 38, $\mathcal{T}_{\Delta_{r,r+1}}$ for a good $\Delta_{r,r+1}$ represents identity in D_r, D_{r+1} . Therefore, $\overline{\mathcal{T}}'_{\Gamma_{r,r+1}}$ represents identity in D_r, D_{r+1} . Using Lemma 42 and union bound, we get $p(C) \leq p(\Delta_{r,r+1} \text{ is bad}) = O(|\Gamma_{0,1}|(c\delta)^{2^r})$. This implies that $\epsilon' = O(|\Gamma_{0,1}|(c\delta)^{2^r})$.

Finally, doing the above procedure for $\Gamma_{r',r'+1}, r \leq r' < s$, we can find expansions for $\Gamma_{r,s}$ as in Eqs. (138) and (141), with $\epsilon = O((c\delta)^{2^s})$, and

$$\epsilon' \leq b|\Gamma_{0,1}|(c\delta)^{2^r} (1 + (c\delta)^2 + (c\delta)^{2^2} + \dots + (c\delta)^{2^{r-s}}) = O((c\delta)^{2^r}).$$

□

4 A Fault-tolerant realization of quantum input/output

Notation. For the quantum circuit Φ , we use $|\Phi| := |\text{Loc}(\Phi)|$, and Φ_k denotes the circuit obtained by replacing each location $g_{i,j}$ in Φ by the corresponding $\Psi_{g_{i,j},k}$ from Def. 20 or Def. 22. We use \mathcal{T}_Φ to denote the quantum channel realized by Φ , and $\tilde{\mathcal{T}}_\Phi$ to denote an arbitrary element in $\text{Trans}(\Phi, \delta)$.

In the remark below, we note that a quantum circuit containing classical control gates can be seen as collection of quantum circuits that do not contain any classical control gates. Therefore, for the sake of clarity, from now on, we choose to work with quantum circuits, without any classical-controlled gate. Whatever we do in the following sections can be easily generalized to include classical control unitary gates, using Eq. (143).

Remark 44. Consider a circuit Φ , containing classical control gates. A classical control gate g , with b control bits, corresponds to a collection of gates $\{g_{\mathbf{u}}\}_{\mathbf{u} \in \{0,1\}^b}$ (see also Remark 21), without classical control. Therefore, Φ corresponds to a collection of quantum circuits $\{\Phi^{\mathbf{v}}\}_{\mathbf{v}}$, without any classical control. Here, $\mathbf{v} \in \{0,1\}^t$, where t is the number of all control bits in Φ . The quantum channel corresponding to Φ is then given by,

$$\mathcal{T}_\Phi = \sum_{\mathbf{v}} |\mathbf{v}\rangle\langle\mathbf{v}| (\cdot) |\mathbf{v}\rangle\langle\mathbf{v}| \otimes \mathcal{T}_{\Phi^{\mathbf{v}}}. \quad (143)$$

4.1 Fault-tolerant realization for general circuit noise

In this section, we consider the general circuit noise, and provide fault-tolerant realizations of quantum circuits with quantum input and output, quantum input and classical output, and classical input and quantum output. Throughout this section, we shall consider constants c, δ from Def. 20.

4.1.1 Quantum circuits with quantum input and output

Below, we will first prove Lemma 45 for the quantum circuit Φ_k , Lemma 47 for the interface $\Gamma_{1,k}$, and Lemma 48 for the interface $\Gamma_{k,1}$. We will then combine them together to prove Theorem 49, regarding fault-tolerant realization of quantum input/output.

Lemma 45. *Consider a quantum circuit Φ , with n qubit input, n' qubit output, and composed of unitary, state preparation, and quantum measurement gates. For an integer k , consider the code $D_k = (L_k, \mu_k)$, $L_k = U_k(\mathbb{C}^2 \otimes F_k) \subseteq N_k$, and the circuits $\Psi_{g,k}$ for each $g \in \Phi$ according to Def. 20. Then, for the encoded circuit Φ_k , any $\tilde{\mathcal{T}}_{\Phi_k} \in \text{Trans}(\Phi_k, \delta)$ satisfies*

$$\|\tilde{\mathcal{T}}_{\Phi_k} \circ \mathcal{J}_k^{\otimes n} - \mathcal{J}_k^{\otimes n'} \circ \mathcal{U}_k^{\otimes n'} \circ (\mathcal{T}_{\Phi} \otimes \mathcal{F}) \circ \mathcal{U}_k^{\dagger \otimes n}\|_{\diamond} \leq 3|\Phi|\sqrt{(c\delta)^k}, \quad (144)$$

where $\mathcal{U}_k := U_k(\cdot)U_k^{\dagger}$, $\mathcal{F} : \mathbf{L}(F_k^{\otimes n}) \rightarrow \mathbf{L}(F_k^{\otimes n'})$ is a quantum channel, $\mathcal{J}_k : \mathbf{L}(L_k) \rightarrow \mathbf{L}(N_k)$ is the natural embedding, and $|\Phi|$ is the size of Φ .

Proof. Consider the set of locations of Φ , that is, $\text{Loc}(\Phi)$. Recall that Φ_k is obtained by replacing $g_{i,j}$ by $\Psi_{g_{i,j},k}$ for all $g_{i,j} \in \text{Loc}(\Phi)$. By definition, any $\tilde{\mathcal{T}}_{\Psi_{g_{i,j},k}} \in \text{Trans}(\Psi_{g_{i,j},k}, \delta)$ represents $\mathcal{T}_{g_{i,j}}$ with accuracy $\epsilon_1 = \epsilon_2 = \epsilon_3 = (c\delta)^k$ in $D_k = (L_k, \mu_k)$. We take $\mathcal{R}_{\Psi_{g_{i,j},k}}$ according to Lemma 24, satisfying,

$$\mu^{*\otimes q_{\text{out}}} \circ \mathcal{R}_{\Psi_{g_{i,j},k}} = \mathcal{T}_{g_{i,j}} \circ \mu^{*\otimes q_{\text{in}}}, \quad (145)$$

and furthermore,

$$\|\tilde{\mathcal{T}}_{\Psi_{g_{i,j},k}} \circ \mathcal{J}^{\otimes q_{\text{in}}} - \mathcal{J}^{\otimes q_{\text{out}}} \circ \mathcal{R}_{\Psi_{g_{i,j},k}}\|_{\diamond} \leq 3\sqrt{(c\delta)^k}, \quad (146)$$

where q_{in} and q_{out} are the number of input and output qubits of the gate $g_{i,j}$.

We now define a quantum channel \mathcal{R} by composing $\mathcal{R}_{\Psi_{g_{i,j},k}}, \forall g_{i,j} \in \text{Loc}(\Phi)$ in the structure of the circuit Φ . Using Eq. (146) and repeatedly applying the triangle inequality, we get,

$$\|\tilde{\mathcal{T}}_{\Phi_k} \circ \mathcal{J}_k^{\otimes n} - \mathcal{J}_k^{\otimes n'} \circ \mathcal{R}\|_{\diamond} \leq 3|\Phi|\sqrt{(c\delta)^k}. \quad (147)$$

We will now show that $\mathcal{R} = \mathcal{U}_k^{\otimes n'} \circ (\mathcal{T}_{\Phi} \otimes \mathcal{F}) \circ \mathcal{U}_k^{\dagger \otimes n}$, for some quantum channel $\mathcal{F} : \mathbf{L}(F_k^{\otimes n}) \rightarrow \mathbf{L}(F_k^{\otimes n'})$. Using Corollaries 25, 26 and 27, we can express $\mathcal{R}_{\Psi_{g_{i,j},k}}$ satisfying Eq. (145), as below

$$\mathcal{U}_k^{\dagger \otimes q_{\text{out}}} \circ \mathcal{R}_{\Psi_{g_{i,j},k}} = (\mathcal{T}_{g_{i,j}} \otimes \mathcal{F}_{g_{i,j},k}) \circ \mathcal{U}_k^{\dagger \otimes q_{\text{in}}} \quad (148)$$

where $\mathcal{F}_{g_{i,j},k} : \mathbf{L}(F_k^{\otimes q_{\text{in}}}) \rightarrow \mathbf{L}(F_k^{\otimes q_{\text{out}}})$ is a quantum channel. The following cases are in order.

1. When $g_{i,j}$ is a unitary, we have $q_{\text{in}} = q_{\text{out}}$ and Eq. (148) follows directly from Corollary 25.
2. If $g_{i,j}$ is a state preparation gate with b bits input ($q_{\text{in}} = 0$), preparing a pure state for each pure classical input. From Corollary 26, $\mathcal{F}_{g_{i,j},k} : \mathbb{B}^{\otimes b} \rightarrow \mathbf{L}(F_k^{\otimes q_{\text{out}}})$ is a channel that prepares a state in $\mathbf{L}(F_k^{\otimes q_{\text{out}}})$.

3. If $g_{i,j}$ is a measurement gate, we have $q_{\text{out}} = 0$. From Corollary 27, we have

$$\mathcal{R}_{\Psi_{g_{i,j},k}} = (\mathcal{T}_{g_{i,j}} \otimes (\text{Tr}_{F_k})^{\otimes q_{\text{in}}}) \circ \mathcal{U}_k^{\dagger \otimes q_{\text{in}}}. \quad (149)$$

Therefore, we have

$$\mathcal{F}_{g_{i,j},k} : \mathbf{L}(F_k^{\otimes q_{\text{in}}}) \rightarrow \mathbb{C}, \mathcal{F}_{g_{i,j},k} = (\text{Tr}_{F_k})^{\otimes q_{\text{in}}} \quad (150)$$

Using Eq. (148), sequentially moving \mathcal{U}_k^{\dagger} through each $\mathcal{R}_{\Psi_{g_{i,j},k}}$, we get

$$\mathcal{U}_k^{\dagger \otimes n'} \circ \mathcal{R} = (\mathcal{T}_{\Phi} \otimes \mathcal{F}) \circ \mathcal{U}_k^{\dagger \otimes n},$$

where $\mathcal{F} : \mathbf{L}(F_k^{\otimes n}) \rightarrow \mathbf{L}(F_k^{\otimes n'})$ is a quantum channel obtained by composing channels $\mathcal{F}_{g_{i,j},k}$ in the structure of the quantum circuit Φ . Therefore, we have that $\mathcal{R} = \mathcal{U}_k^{\otimes n'} \circ (\mathcal{T}_{\Phi} \otimes \mathcal{F}) \circ \mathcal{U}_k^{\dagger \otimes n}$. Finally, substituting \mathcal{R} in Eq. (147), we get Eq. (144). \square

Remark 46. Note that when Φ is a state preparation circuit, that is, a circuit with no quantum input ($n = 0$), the corresponding $\mathcal{F} : \mathbf{L}(F_k^{\otimes n}) \rightarrow \mathbf{L}(F_k^{\otimes n'})$ from Lemma 45 is also a state preparation map. When Φ is a measurement circuit, that is, a circuit with no quantum output ($n' = 0$), from Eq. (150), it follows that $\mathcal{F} = (\text{Tr}_{F_k})^{\otimes n}$.

We now give Lemmas 47 and 48 for interfaces $\Gamma_{1,k}$ and $\Gamma_{k,1}$ from Def. 20.

Lemma 47. For any $\tilde{\mathcal{T}}_{\Gamma_{1,k}} \in \text{Trans}(\Gamma_{1,k}, \delta)$, there exists a quantum channel $\mathcal{S}_{\Gamma_{1,k}} : \mathbf{L}(\mathbb{C}^2) \rightarrow \mathbf{L}(L_k)$, such that

$$\|\mathcal{J}_k \circ \mathcal{S}_{\Gamma_{1,k}} - \tilde{\mathcal{T}}_{\Gamma_{1,k}}\|_{\diamond} \leq (c\delta)^k, \quad (151)$$

and,

$$\|\text{Tr}_{F_k} \circ \mathcal{U}_k^{\dagger} \circ \mathcal{S}_{\Gamma_{1,k}} - \mathcal{I}\|_{\diamond} \leq 3c\delta. \quad (152)$$

Proof. We know that any $\tilde{\mathcal{T}}_{\Gamma_{1,k}} \in \text{Trans}(\Gamma_{1,k}, \delta)$ represents the identity channel in codes D_1, D_k (Recall that D_1 is the trivial code), with accuracy $\epsilon_1 = \epsilon_2 = c\delta$, and $\epsilon_3 = (c\delta)^k$. Here we have $M = L = N = \mathbb{C}^2$ and $M' = \mathbb{C}^2, L' = L_k, N' = N_k$ in Fig. 5. Therefore, there exists $\mathcal{S}_{\Gamma_{1,k}} : \mathbf{L}(\mathbb{C}^2) \rightarrow \mathbf{L}(L_k)$ such that (see Eq. (39))

$$\|\mathcal{J}_k \circ \mathcal{S}_{\Gamma_{1,k}} - \tilde{\mathcal{T}}_{\Gamma_{1,k}}\|_{\diamond} \leq (c\delta)^k. \quad (153)$$

Furthermore, there exists a quantum channel $\mathcal{R}_{\Gamma_{1,k}} : \mathbf{L}(\mathbb{C}^2) \rightarrow \mathbf{L}(L_k)$, such that (see Eqs. (38) and (39))

$$\|\mu_k^* \circ \mathcal{R}_{\Gamma_{1,k}} - \mathcal{I}\|_{\diamond} \leq c\delta. \quad (154)$$

$$\|\mathcal{J}_k \circ \mathcal{R}_{\Gamma_{1,k}} - \tilde{\mathcal{T}}_{\Gamma_{1,k}}\|_{\diamond} \leq c\delta. \quad (155)$$

Eqs. (153) and (155) imply,

$$\|\mathcal{R}_{\Gamma_{1,k}} - \mathcal{S}_{\Gamma_{1,k}}\|_{\diamond} \leq 2c\delta. \quad (156)$$

From Eqs. (154) and (156), we get

$$\|\mu_k^* \circ \mathcal{S}_{\Gamma_{1,k}} - \mathcal{I}\|_{\diamond} \leq 3c\delta, \quad (157)$$

which is the same as Eq. (152), by using $\mu_k^* = \text{Tr}_{F_k} \circ \mathcal{U}_k^{\dagger}$. \square

Lemma 48. Any $\tilde{\mathcal{T}}_{\Gamma_{k,1}} \in \text{Trans}(\Gamma_{k,1}, \delta)$ satisfies,

$$\|\tilde{\mathcal{T}}_{\Gamma_{k,1}} \circ \mathcal{J}_k \circ \mathcal{U}_k - \mathcal{I} \otimes \text{Tr}_{F_k}\|_{\diamond} \leq 2c\delta. \quad (158)$$

Proof. We know that any $\tilde{\mathcal{T}}_{\Gamma_{k,1}} \in \text{Trans}(\Gamma_{k,1}, \delta)$ represents the identity channel in codes D_k, D_1 with accuracy $\epsilon_1 = \epsilon_2 = c\delta$. Here we have $M = \mathbb{C}^2, L = L_k, N = N_k$, and $M' = L' = N' = \mathbb{C}^2$ in Fig. 5. Therefore, for any $\tilde{\mathcal{T}}_{\Gamma_{k,1}} \in \text{Trans}(\Gamma_{k,1}, \delta)$, there exists a channel $\mathcal{R}_{\Gamma_{k,1}} : \mathbf{L}(L_k) \rightarrow \mathbf{L}(\mathbb{C}^2)$, such that

$$\|\mathcal{R}_{\Gamma_{k,1}} - \mu_k^*\|_{\diamond} \leq c\delta, \quad (159)$$

$$\|\mathcal{R}_{\Gamma_{k,1}} - \tilde{\mathcal{T}}_{\Gamma_{k,1}} \circ \mathcal{J}_k\|_{\diamond} \leq c\delta, \quad (160)$$

which implies the following,

$$\|\tilde{\mathcal{T}}_{\Gamma_{k,1}} \circ \mathcal{J}_k - \mu_k^*\|_{\diamond} \leq 2c\delta, \quad (161)$$

from which we get Eq. (158) by using $\mu_k^* = \text{Tr}_{F_k} \circ \mathcal{U}_k^\dagger$. \square

Using Lemma 45, 47, and 48, we now prove the following theorem, concerning the fault-tolerant realization of quantum circuits with quantum input and output (see also Fig. 1).

Theorem 49. Consider a quantum circuit Φ , with n qubit input, n' qubit output, and composed of unitary, state preparation, and measurement gates. For any integer k , there exists another circuit $\bar{\Phi}$ of size $|\Phi| \cdot \text{poly}(k)$, with the same input-output systems as Φ , such that for any $\tilde{\mathcal{T}}_{\bar{\Phi}} \in \text{Trans}(\bar{\Phi}, \delta)$, we have

$$\|\tilde{\mathcal{T}}_{\bar{\Phi}} - (\otimes_{i=1}^{n'} \mathcal{W}_i) \circ (\mathcal{T}_{\bar{\Phi}} \otimes \mathcal{F}) \circ (\otimes_{i=1}^n \mathcal{N}_i)\|_{\diamond} \leq 4|\Phi| \sqrt{(c\delta)^k}, \quad (162)$$

for some channels $\mathcal{N}_i : \mathbf{L}(\mathbb{C}^2) \rightarrow \mathbf{L}(\mathbb{C}^2 \otimes F_k), i \in [n]$, $\mathcal{F} : \mathbf{L}(F_k^{\otimes n}) \rightarrow \mathbf{L}(F_k^{\otimes n'})$, and $\mathcal{W}_i : \mathbf{L}(\mathbb{C}^2 \otimes F_k) \rightarrow \mathbf{L}(\mathbb{C}^2), i \in [n']$, with F_k being an auxiliary Hilbert space. The channels $\mathcal{N}_i, \forall i \in [n]$ and $\mathcal{W}_i, \forall i \in [n']$ satisfy,

$$\|\text{Tr}_{F_k} \circ \mathcal{N}_i - \mathcal{I}_{\mathbb{C}^2}\|_{\diamond} \leq 3c\delta. \quad (163)$$

$$\|\mathcal{W}_i - \mathcal{I}_{\mathbb{C}^2} \otimes \text{Tr}_{F_k}\|_{\diamond} \leq 2c\delta. \quad (164)$$

Proof. Consider the circuit Φ_k as in Lemma 45. Consider interfaces $\Gamma_{1,k}$ and $\Gamma_{k,1}$ from Def. 20. We take the quantum circuit $\bar{\Phi}$ as follows,

$$\bar{\Phi} := (\otimes_{i=1}^{n'} \Gamma_{k,1}^i) \circ \Phi_k \circ (\otimes_{i=1}^n \Gamma_{1,k}^i). \quad (165)$$

By construction, $\bar{\Phi}$ has the same number of input and output qubits as Φ . Any $\tilde{\mathcal{T}}_{\bar{\Phi}} \in \text{Trans}(\bar{\Phi}, \delta)$ is given by,

$$\tilde{\mathcal{T}}_{\bar{\Phi}} = (\otimes_{i=1}^{n'} \tilde{\mathcal{T}}_{\Gamma_{k,1}^i}) \circ \tilde{\mathcal{T}}_{\Phi_k} \circ (\otimes_{i=1}^n \tilde{\mathcal{T}}_{\Gamma_{1,k}^i}), \quad (166)$$

where $\tilde{\mathcal{T}}_{\Gamma_{1,k}^i} \in \text{Trans}(\Gamma_{1,k}^i, \delta)$, $\tilde{\mathcal{T}}_{\Phi_k} \in \text{Trans}(\Phi_k, \delta)$ and $\tilde{\mathcal{T}}_{\Gamma_{k,1}^i} \in \text{Trans}(\Gamma_{k,1}^i, \delta)$.

Consider now the quantum channel $\mathcal{F} : \mathbf{L}(F_k^{\otimes n}) \rightarrow \mathbf{L}(F_k^{\otimes n'})$ corresponding to the circuit Φ_k from Lemma 45 and let $\mathcal{R} := \mathcal{U}_k^{\otimes n'} \circ (\mathcal{T}_{\bar{\Phi}} \otimes \mathcal{F}) \circ \mathcal{U}_k^{\otimes n}$. Then, from Eq. (144), we have

$$\|\tilde{\mathcal{T}}_{\bar{\Phi}} \circ \mathcal{J}_k^{\otimes n} - \mathcal{J}_k^{\otimes n'} \circ \mathcal{R}\|_{\diamond} \leq 3|\Phi| \sqrt{(c\delta)^k}. \quad (167)$$

Consider $\mathcal{S}_{\Gamma_{1,k}^i}$ corresponding to $\tilde{\mathcal{T}}_{\Gamma_{1,k}^i}$ from Lemma 47, and the following composed channel, which has the same input and output systems as $\tilde{\mathcal{T}}_{\Phi}$,

$$(\otimes_{i=1}^{n'} (\tilde{\mathcal{T}}_{\Gamma_{k,1}^i} \circ \mathcal{J}_k)) \circ \mathcal{R} \circ (\otimes_{i=1}^n \mathcal{S}_{\Gamma_{1,k}^i}). \quad (168)$$

The following is a crucial step in the proof: by inserting identity $\mathcal{U}_k^{\otimes n} \circ \mathcal{U}_k^{\dagger \otimes n}$ before and after \mathcal{R} , we get

$$\begin{aligned} & (\otimes_{i=1}^{n'} (\tilde{\mathcal{T}}_{\Gamma_{k,1}^i} \circ \mathcal{J}_k)) \circ \mathcal{R} \circ (\otimes_{i=1}^n \mathcal{S}_{\Gamma_{1,k}^i}) \\ &= (\otimes_{i=1}^{n'} (\tilde{\mathcal{T}}_{\Gamma_{k,1}^i} \circ \mathcal{J}_k \circ \mathcal{U}_k)) \circ (\mathcal{U}_k^{\dagger \otimes n'} \circ \mathcal{R} \circ \mathcal{U}_k^{\otimes n}) \circ (\otimes_{i=1}^n \mathcal{U}_k^{\dagger} \circ \mathcal{S}_{\Gamma_{1,k}^i}) \\ &= (\otimes_{i=1}^{n'} \mathcal{W}_i) \circ (\mathcal{T}_{\Phi} \otimes \mathcal{F}) \circ (\otimes_{i=1}^n \mathcal{N}_i), \end{aligned} \quad (169)$$

where in the last equality

$$\mathcal{N}_i := \mathcal{U}_k^{\dagger} \circ \mathcal{S}_{\Gamma_{1,k}^i}, \quad (170)$$

$$\mathcal{W}_i := \tilde{\mathcal{T}}_{\Gamma_{k,1}^i} \circ \mathcal{J}_k \circ \mathcal{U}_k. \quad (171)$$

From Lemmas 47 and 48, we know that \mathcal{N}_i and \mathcal{W}_i satisfy Eq. (163) and Eq. (164), respectively. Finally, we have that

$$\begin{aligned} & \|\tilde{\mathcal{T}}_{\Phi} - (\otimes_{i=1}^{n'} (\tilde{\mathcal{T}}_{\Gamma_{k,1}^i} \circ \mathcal{J}_k)) \circ \mathcal{R} \circ (\otimes_{i=1}^n \mathcal{S}_{\Gamma_{1,k}^i})\|_{\diamond} \\ &= \|\tilde{\mathcal{T}}_{\Phi} - (\otimes_{i=1}^{n'} \tilde{\mathcal{T}}_{\Gamma_{k,1}^i}) \circ (\mathcal{J}_k^{\otimes n'} \circ \mathcal{R}) \circ (\otimes_{i=1}^n \mathcal{S}_{\Gamma_{1,k}^i})\|_{\diamond} \\ &\leq \|\tilde{\mathcal{T}}_{\Phi} - (\otimes_{i=1}^{n'} \tilde{\mathcal{T}}_{\Gamma_{k,1}^i}) \circ (\tilde{\mathcal{T}}_{\Phi} \circ \mathcal{J}_k^{\otimes n}) \circ (\otimes_{i=1}^n \mathcal{S}_{\Gamma_{1,k}^i})\|_{\diamond} + 3|\Phi| \sqrt{(c\delta)^k} \\ &\leq \|\otimes_{i=1}^n \tilde{\mathcal{T}}_{\Gamma_{1,k}^i} - \otimes_{i=1}^n \mathcal{J}_k \circ \mathcal{S}_{\Gamma_{1,k}^i}\|_{\diamond} + 3|\Phi| \sqrt{(c\delta)^k} \\ &\leq 4|\Phi| \sqrt{(c\delta)^k}, \end{aligned} \quad (172)$$

where the first inequality uses Eq. (167), the second inequality uses monotonicity of the diamond norm under quantum channels, and the last inequality uses Eq. (151), and $|\Phi| \geq n$. \square

4.1.2 Quantum circuits with only quantum input or quantum output

In this section, we consider circuits with quantum input and classical output, and classical input and quantum output. We provide their fault-tolerant realization, which is independent of auxiliary systems F_k 's. To characterize the noise channel channels appearing in fault-tolerant realization of these circuits, we consider the following definition of adversarial channels.

Definition 50 (Adversarial channels). *A quantum channel $\mathcal{V} : \mathbf{L}(M^{\otimes n}) \rightarrow \mathbf{L}(M^{\otimes n})$ is said to be an adversarial channel with parameter δ if for any $t > 0$, there exists a superoperator \mathcal{V}_t of weight t , that is, $\mathcal{V}_t \in \mathcal{E}(n, t)(\cdot)\mathcal{E}(n, t)^*$ (see Def. 7), such that*

$$\|\mathcal{V} - \mathcal{V}_t\|_{\diamond} \leq \sum_{j>t}^n \binom{n}{j} \delta^j. \quad (173)$$

An adversarial channel can be approximated by a superoperator of weight $O(n\delta)$, as shown later in the proof of Theorem 67. In the following Remark, we give an example of adversarial channel according to the above definition.

Remark 51. Consider quantum channel $\mathcal{V} := (\otimes_{i=1}^n \mathcal{V}_i)$, where $\mathcal{V}_i : \mathbf{L}(M) \rightarrow \mathbf{L}(M)$, $\|\mathcal{V}_i - \mathcal{I}_i\|_\diamond \leq \delta, \forall i \in [n]$. It can be seen that \mathcal{V} is an adversarial channel according to Def. 50 by considering the following expansion,

$$(\otimes_{i=1}^n \mathcal{V}_i) = \otimes_{i=1}^n (\mathcal{I}_i + (\mathcal{V}_i - \mathcal{I}_i)) \quad (174)$$

$$= \sum_{A \subseteq [n]} (\otimes_{i \in [n] \setminus A} \mathcal{I}_i) \otimes (\otimes_{i \in A} (\mathcal{V}_i - \mathcal{I}_i)), \quad (175)$$

and taking \mathcal{V}_t as follows,

$$\mathcal{V}_t := \sum_{A \subseteq [n]: |A| \leq t} (\otimes_{i \in [n] \setminus A} \mathcal{I}_i) \otimes (\otimes_{i \in A} (\mathcal{V}_i - \mathcal{I}_i)). \quad (176)$$

The following corollary gives a fault-tolerant realization of quantum circuits with quantum input/classical output, up to a product channel as in Remark 51, acting on input qubits (see also Part (a) of Fig. 2).

Corollary 52. Consider the quantum circuit Φ from Theorem 49, with $n' = 0$. Then, there exists a quantum circuit $\bar{\Phi}$, with the same input-output systems as Φ and of size $|\Phi| \cdot \text{poly}(k)$, such that for any $\tilde{\mathcal{T}}_{\bar{\Phi}} \in \text{Trans}(\bar{\Phi}, \delta)$, we have

$$\|\tilde{\mathcal{T}}_{\bar{\Phi}} - \mathcal{T}_{\bar{\Phi}} \circ \bar{\mathcal{N}}\|_\diamond \leq 4|\Phi| \sqrt{(c\delta)^k}, \quad (177)$$

where $\bar{\mathcal{N}} : \mathbf{L}((\mathbb{C}^2)^{\otimes n}) \rightarrow \mathbf{L}((\mathbb{C}^2)^{\otimes n})$ is given by, $\bar{\mathcal{N}} = (\otimes_{i=1}^n \bar{\mathcal{N}}_i)$, such that the $\bar{\mathcal{N}}_i : \mathbf{L}(\mathbb{C}^2) \rightarrow \mathbf{L}(\mathbb{C}^2), i \in [n]$ satisfy

$$\|\bar{\mathcal{N}}_i - \mathcal{I}_{\mathbb{C}^2}\|_\diamond \leq 3c\delta. \quad (178)$$

Proof. We consider the circuit $\bar{\Phi}$ as in Eq. (165). Since there is no quantum output, we have

$$\bar{\Phi} = \Phi_k \circ (\otimes_{i=1}^n \Gamma_{1,k}^i). \quad (179)$$

As quantum circuit Φ has only classical output, the quantum channel \mathcal{F} in Lemma 45 for Φ_k , corresponds to tracing out the system $F_k^{\otimes n}$ (see Eq. (150) and also Remark 46). Substituting $\mathcal{F} = (\text{Tr}_{F_k})^{\otimes n}$ and $n' = 0$ in Eq. (162), we get

$$\|\mathcal{T}_{\bar{\Phi}} - \mathcal{T}_{\bar{\Phi}} \circ (\otimes_{i=1}^n (\text{Tr}_{F_k} \circ \mathcal{N}_i))\|_\diamond \leq 4|\Phi| \sqrt{(c\delta)^k}. \quad (180)$$

We take

$$\bar{\mathcal{N}}_i := \text{Tr}_{F_k} \circ \mathcal{N}_i. \quad (181)$$

Using Eq. (163), we get Eq. (178). Therefore, Eq. (177) holds for $\bar{\mathcal{N}} = \otimes_{i=1}^n \bar{\mathcal{N}}_i$, where $\bar{\mathcal{N}}_i, \forall i \in [n]$ satisfies Eq. (178). \square

The following corollary gives a fault-tolerant realization of quantum circuits with classical input/quantum output, up to an adversarial channel according to Def. 50, acting on output qubits (see also Part (b) of Fig. 2).

Corollary 53. *Consider the quantum circuit Φ from Theorem 49, with $n = 0$. Then, there exists a quantum circuit $\bar{\Phi}$, with the same input-output systems as Φ and of size $|\Phi| \cdot \text{poly}(k)$, such that for any $\tilde{\mathcal{T}}_{\bar{\Phi}} \in \text{Trans}(\bar{\Phi}, \delta)$, we have*

$$\|\tilde{\mathcal{T}}_{\bar{\Phi}} - \bar{\mathcal{W}} \circ \mathcal{T}_{\Phi}\|_{\diamond} \leq 4|\Phi| \sqrt{(c\delta)^k}, \quad (182)$$

where $\bar{\mathcal{W}} : \mathbf{L}((\mathbb{C}^2)^{\otimes n'}) \rightarrow \mathbf{L}((\mathbb{C}^2)^{\otimes n'})$ is an adversarial channel with parameter $2c\delta$ according to Def. 50.

Proof. We consider the circuit $\bar{\Phi}$ as in Eq. (165). Since there is no quantum input, we have

$$\bar{\Phi} = (\otimes_{i=1}^{n'} \Gamma_{k,1}^i) \circ \Phi_k. \quad (183)$$

For Φ_k , the quantum channel \mathcal{F} in Lemma 45 is a state preparation channel, with output in $\mathbf{L}(F_k^{\otimes n'})$. Let η be the quantum state prepared by \mathcal{F} (η can depend on the classical input). Then, substituting \mathcal{F} by η , and $n = 0$ in Eq. (162), we get

$$\|\tilde{\mathcal{T}}_{\bar{\Phi}} - (\otimes_{i=1}^{n'} \mathcal{W}_i) \circ (\mathcal{T}_{\Phi} \otimes \eta)\|_{\diamond} \leq 4|\Phi| \sqrt{(c\delta)^k}. \quad (184)$$

We take

$$\bar{\mathcal{W}} := (\otimes_{i=1}^{n'} \mathcal{W}_i) (\cdot \otimes \eta), \quad (185)$$

We now show that $\bar{\mathcal{W}}$ is an adversarial channel, by showing that there exists a superoperator $\bar{\mathcal{W}}_t$ of weight t such that Eq. (173) is satisfied for $\bar{\mathcal{W}}$ and $\bar{\mathcal{W}}_t$.

For a subset $A \subseteq [n'] = \{1, \dots, n'\}$, we define a superoperator $\mathcal{W}_A : \mathbf{L}((\mathbb{C}^2)^{\otimes |A|}) \rightarrow \mathbf{L}((\mathbb{C}^2)^{\otimes |A|})$ as follows:

$$\mathcal{W}_A := (\otimes_{i=1}^{|A|} (\mathcal{W}_i - \mathcal{I}_i \otimes \text{Tr}_{F_k^i})) (\cdot \otimes \eta_A), \quad (186)$$

where $\eta_A := (\otimes_{i \in [n'] \setminus A} \text{Tr}_{F_k^i})(\eta)$. Using Eq. (164), we get

$$\|\mathcal{W}_A\|_{\diamond} \leq (2c\delta)^{|A|}. \quad (187)$$

We now consider the following expansion,

$$\begin{aligned} \otimes_{i=1}^{n'} \mathcal{W}_i &= \otimes_{i=1}^{n'} (\mathcal{I}_i \otimes \text{Tr}_{F_k^i} + (\mathcal{W}_i - \mathcal{I}_i \otimes \text{Tr}_{F_k^i})) \\ &= \sum_{A \subseteq [n']} (\otimes_{i \in [n'] \setminus A} \mathcal{I}_i \otimes \text{Tr}_{F_k^i}) \otimes (\otimes_{i \in A} (\mathcal{W}_i - \mathcal{I}_i \otimes \text{Tr}_{F_k^i})). \end{aligned} \quad (188)$$

Note that

$$\left((\otimes_{i \in [n'] \setminus A} \mathcal{I}_i \otimes \text{Tr}_{F_k^i}) \otimes (\otimes_{i \in A} (\mathcal{W}_i - \mathcal{I}_i \otimes \text{Tr}_{F_k^i})) \right) (\cdot \otimes \eta) = ((\otimes_{i \in [n'] \setminus A} \mathcal{I}_i) \otimes \mathcal{W}_A) (\cdot \otimes \eta). \quad (189)$$

From Eqs. (188) and (189), we have

$$\bar{\mathcal{W}} = \sum_{A \subseteq [n']} ((\otimes_{i \in [n'] \setminus A} \mathcal{I}_i) \otimes \mathcal{W}_A). \quad (190)$$

We take

$$\overline{\mathcal{W}}_t := \sum_{A \subseteq [n']; |A| \leq t} ((\otimes_{i \in [n'] \setminus A} \mathcal{I}_i) \otimes \mathcal{W}_A). \quad (191)$$

It's clear that $\overline{\mathcal{W}}_t$ has weight t . Finally, we have

$$\begin{aligned} \|\overline{\mathcal{W}} - \overline{\mathcal{W}}_t\|_\diamond &= \left\| \sum_{A \subseteq [n']; |A| > t} ((\otimes_{i \in [n'] \setminus A} \mathcal{I}_i) \otimes \mathcal{W}_A) \right\|_\diamond \\ &\leq \sum_{A \subseteq [n']; |A| > t} \|\mathcal{W}_A\|_\diamond \\ &= \sum_{j > t} \binom{n}{j} (2c\delta)^j, \end{aligned} \quad (192)$$

where the second line uses the triangle inequality and the last line uses Eq. (187). Therefore, from Eq. (192), $\overline{\mathcal{W}}$ is an adversarial channel with parameter $2c\delta$. \square

4.2 Fault-tolerant realization for the circuit-level stochastic noise

In this section, we give fault-tolerant realizations of quantum circuits, considering the circuit-level stochastic noise from Section 2.5. Throughout this section, we shall consider constants c, δ from Def. 22.

From Remark 19, the channel $\tilde{\mathcal{T}}_\Phi$ realized by a quantum circuit Φ , with the circuit-level stochastic noise of parameter $\delta/2$, is also in $\text{Trans}(\Phi, \delta)$. Therefore, the results from Section 4.1, based on Def. 20, are also valid for the circuit-level stochastic noise. However, Parts (b) and (c) in Def. 22 are more explicit than Parts (b) and (c) in Def. 20. This allows us to make stronger statements than Section 4.1.1. In particular, there are two major improvements; firstly the error scaling in Eq. (144) and Eq. (162) improves to $O((c\delta)^k)$ from $O(\sqrt{(c\delta)^k})$ (see Lemma 56 and Theorem 59 below), and secondly, the channels $\overline{\mathcal{N}}$ and $\overline{\mathcal{W}}$ from Corollaries 52 and 53, respectively, are stochastic channels instead of adversarial ones (see Corollaries 60 and 61 below). More precisely, the channel $\overline{\mathcal{N}}$ is an independent stochastic channel (see Def. 54 below) and $\overline{\mathcal{W}}$ is a local stochastic channel (see Def. 55 below).

Definition 54 (Independent stochastic channels). *A quantum channel $\mathcal{V} : \mathbf{L}(M^{\otimes n}) \rightarrow \mathbf{L}(M^{\otimes n})$ is said to be an independent stochastic channel with parameter δ if*

$$\mathcal{V} = (\otimes_{i=1}^n \mathcal{V}_i), \quad (193)$$

for quantum channels $\mathcal{V}_i : \mathbf{L}(M) \rightarrow \mathbf{L}(M), i \in [n]$ such that

$$\mathcal{V}_i = (1 - \epsilon) \mathcal{I}_{\mathbb{C}^2} + \epsilon \mathcal{Z}_i, \quad (194)$$

where $\epsilon \leq \delta$ and $\mathcal{Z}_i : \mathbf{L}(M) \rightarrow \mathbf{L}(M)$ is some quantum channel.

Definition 55 (Local stochastic channels [Got14; FGL18]). *A quantum channel $\mathcal{V} : \mathbf{L}(M^{\otimes n}) \rightarrow \mathbf{L}(M^{\otimes n})$ is said to be a local stochastic channel with parameter δ if*

$$\mathcal{V} = \sum_{A \subseteq [n]} (\otimes_{i \in [n] \setminus A} \mathcal{I}_i) \otimes \mathcal{V}_A, \quad (195)$$

for completely positive maps $\mathcal{V}_A : \mathbf{L}(M^{\otimes |A|}) \rightarrow \mathbf{L}(M^{\otimes |A|})$ that only act on the set $A \subseteq [n]$ and that satisfy the following: for every $T \subseteq [n]$,

$$\left\| \sum_{A:T \subseteq A} \left(\otimes_{i \in [n] \setminus A} \mathcal{I}_i \right) \otimes \mathcal{V}_A \right\|_{\diamond} \leq \delta^{|T|}. \quad (196)$$

We note that independent stochastic channels with parameter δ are also local stochastic channels with parameter δ . In general local stochastic channels can generate correlation among the qubits.

4.2.1 Quantum circuits with quantum input and output

In this section, we provide a fault-tolerant realization for quantum circuits with quantum input and output against the circuit-level stochastic noise. To do so, we will first prove Lemmas 56, 57, and 58, which are analogous to Lemmas 45, 47, and 48, respectively. We will then combine them to prove the Theorem 59, which is analogous to Theorem 49. We will be brief with the proofs, and provide details only when there is a significant difference from the corresponding analogous versions.

Lemma 56. *Consider the quantum circuit Φ as in Lemma 45. For an integer k , let Φ_k be the realization of Φ in the code D_k and let $\tilde{\mathcal{T}}_{\Phi_k}$ be the channel corresponding to the noisy realization of Φ_k , under the circuit-level stochastic noise with parameter δ . Then, we have*

$$\left\| \tilde{\mathcal{T}}_{\Phi_k} \circ \mathcal{J}_k^{\otimes n} - \mathcal{J}_k^{\otimes n'} \circ \mathcal{U}_k^{\otimes n'} \circ (\mathcal{T}_{\Phi} \otimes \mathcal{F}) \circ \mathcal{U}_k^{\dagger \otimes n} \right\|_{\diamond} \leq 2|\Phi|(c\delta)^k, \quad (197)$$

where $\mathcal{U}_k := U_k(\cdot)U_k^{\dagger}$, $\mathcal{F} : \mathbf{L}(F_k^{\otimes n}) \rightarrow \mathbf{L}(F_k^{\otimes n'})$ is a quantum channel, $\mathcal{J}_k : \mathbf{L}(L_k) \rightarrow \mathbf{L}(N_k)$ is the natural embedding.

Proof. From Part (b) of Def. 22, we know that for any $g_{i,j} \in \text{Loc}(\Phi)$, the corresponding $\mathcal{T}_{\Psi_{g_{i,j},k}}$ is given by,

$$\tilde{\mathcal{T}}_{\Psi_{g_{i,j},k}} = (1 - \epsilon) \overline{\mathcal{T}}_{\Psi_{g_{i,j},k}} + \epsilon \mathcal{Z}_{\Psi_{g_{i,j},k}}, \quad (198)$$

where $\epsilon \leq (c\delta)^k$, $\overline{\mathcal{T}}_{\Psi_{g_{i,j},k}}$ represents $\mathcal{T}_{g_{i,j}}$ in D_k , and $\mathcal{Z}_{\Psi_{g_{i,j},k}}$ is some channel. As $\overline{\mathcal{T}}_{\Psi_{g_{i,j},k}}$ represents $\mathcal{T}_{g_{i,j}}$ in D_k , there exists a channel $\overline{\mathcal{R}}_{\Psi_{g_{i,j},k}}$ such that

$$\mu^{*\otimes q_{\text{out}}} \circ \overline{\mathcal{R}}_{\Psi_{g_{i,j},k}} = \mathcal{T}_{g_{i,j}} \circ \mu^{*\otimes q_{\text{in}}} \quad (199)$$

$$\overline{\mathcal{T}}_{\Psi_{g_{i,j}}} \circ \mathcal{J}_k^{\otimes q_{\text{in}}} = \mathcal{J}_k^{\otimes q_{\text{out}}} \circ \overline{\mathcal{R}}_{\Psi_{g_{i,j},k}}, \quad (200)$$

where q_{in} and q_{out} are the number of input and output qubits of the gate $g_{i,j}$. Using Eq. (198) and (200), we get that

$$\left\| \tilde{\mathcal{T}}_{\Psi_{g_{i,j}}} \circ \mathcal{J}_k^{\otimes q_{\text{in}}} - \mathcal{J}_k^{\otimes q_{\text{out}}} \circ \overline{\mathcal{R}}_{\Psi_{g_{i,j},k}} \right\|_{\diamond} \leq 2\epsilon \leq 2(c\delta)^k. \quad (201)$$

The rest of the proof can be done similarly to Lemma 45, by replacing $\mathcal{R}_{\Psi_{g_{i,j},k}}$ in Lemma 45 with $\overline{\mathcal{R}}_{\Psi_{g_{i,j},k}}$, and using Eq. (201) in the place of Eq. (146). \square

Lemma 57. Let $\tilde{\mathcal{T}}_{\Gamma_{1,k}}$ be the realization of $\Gamma_{1,k}$ under the circuit-level stochastic noise with parameter δ . Then, there exists a quantum channel $\mathcal{S}_{\Gamma_{1,k}} : \mathbf{L}(\mathbb{C}^2) \rightarrow \mathbf{L}(L_k)$ such that

$$\|\mathcal{J}_k \circ \mathcal{S}_{\Gamma_{1,k}} - \tilde{\mathcal{T}}_{\Gamma_{1,k}}\|_{\diamond} \leq 2(c\delta)^k, \quad (202)$$

and furthermore,

$$\mathcal{S}_{\Gamma_{1,k}} = (1 - \epsilon) \mathcal{S}_{\Gamma_{1,k}}^1 + \epsilon \mathcal{S}_{\Gamma_{1,k}}^2, \quad (203)$$

where $\epsilon \leq c\delta$, and $\mathcal{S}_{\Gamma_{1,k}}^1, \mathcal{S}_{\Gamma_{1,k}}^2 : \mathbf{L}(\mathbb{C}^2) \rightarrow \mathbf{L}(L_k)$ are quantum channels. The channel $\mathcal{S}_{\Gamma_{1,k}}^1$ satisfies (using $\mathcal{U}_k := U_k(\cdot)U_k^\dagger$)

$$\mathrm{Tr}_{F_k} \circ \mathcal{U}_k^\dagger \circ \mathcal{S}_{\Gamma_{1,k}}^1 = \mathcal{I}_{\mathbb{C}^2}. \quad (204)$$

Proof. From Part (c) of Def. 22, for the interface $\Gamma_{1,k}$, we have

$$\tilde{\mathcal{T}}_{\Gamma_{1,k}} = (1 - \bar{\epsilon}) \bar{\mathcal{T}}_{\Gamma_{1,k}} + \bar{\epsilon} \bar{\mathcal{Z}}_{\Gamma_{1,k}}, \quad (205)$$

for $\bar{\epsilon} \leq (c\delta)^k$, $\bar{\mathcal{T}}_{\Gamma_{1,k}}$ is such that $\mathcal{J}_k^* \circ \bar{\mathcal{T}}_{\Gamma_{1,k}}$ is a quantum channel, and

$$\bar{\mathcal{T}}_{\Gamma_{1,k}} = (1 - \epsilon) \bar{\mathcal{T}}'_{\Gamma_{1,k}} + \epsilon \bar{\mathcal{Z}}'_{\Gamma_{1,k}}, \quad (206)$$

where $\epsilon \leq c\delta$ and $\bar{\mathcal{T}}'_{\Gamma_{1,k}}$ represents identity in the code D_1, D_k .

We take $\mathcal{S}_{\Gamma_{1,k}} := \mathcal{J}_k^* \circ \bar{\mathcal{T}}_{\Gamma_{1,k}}$, $\mathcal{S}_{\Gamma_{1,k}}^1 := \mathcal{J}_k^* \circ \bar{\mathcal{T}}'_{\Gamma_{1,k}}$, and $\mathcal{S}_{\Gamma_{1,k}}^2 := \mathcal{J}_k^* \circ \bar{\mathcal{Z}}'_{\Gamma_{1,k}}$. Then, from Eq. (205), we get Eq. (202), and from Eq. (206), we get (203). As $\bar{\mathcal{T}}'_{\Gamma_{1,k}}$ represents identity in the code D_1, D_k , using the commutation diagram in Fig. 5, we can get

$$\mu_k^* \circ \mathcal{S}_{\Gamma_{1,k}}^1 = \mathcal{I}_{\mathbb{C}^2}. \quad (207)$$

Using $\mu_k^* = \mathrm{Tr}_{F_k} \circ \mathcal{U}_k^\dagger$, Eq. (207) implies Eq. (204). \square

Lemma 58. Let $\tilde{\mathcal{T}}_{\Gamma_{k,1}}$ be the realization of $\Gamma_{k,1}$ under the circuit-level stochastic noise with parameter δ . Then, we have

$$\tilde{\mathcal{T}}_{\Gamma_{k,1}} \circ \mathcal{J}_k \circ \mathcal{U}_k = (1 - \epsilon) \mathcal{I}_{\mathbb{C}^2} \otimes \mathrm{Tr}_{F_k} + \epsilon \mathcal{Z}_{\Gamma_{k,1}}, \quad (208)$$

for $\epsilon \leq 2c\delta$, and some channel $\mathcal{Z}_{\Gamma_{k,1}} : \mathbf{L}(\mathbb{C}^2 \otimes F_k) \rightarrow \mathbf{L}(\mathbb{C}^2)$.

Proof. From Part (c) of Def. 22, for the interface $\Gamma_{k,1}$, we have

$$\tilde{\mathcal{T}}_{\Gamma_{k,1}} = (1 - \epsilon) \bar{\mathcal{T}}_{\Gamma_{k,1}} + \epsilon \mathcal{Z}_{\Gamma_{k,1}}, \quad (209)$$

where $\epsilon \leq 2c\delta$, $\bar{\mathcal{T}}_{\Gamma_{k,1}}$ represents identity channel in D_k, D_1 , and $\mathcal{Z}_{\Gamma_{k,1}}$ is some quantum channel. Using the commutation diagram in Fig. 5 for $\bar{\mathcal{T}}_{\Gamma_{k,1}}$, we get

$$\bar{\mathcal{T}}_{\Gamma_{k,1}} \circ \mathcal{J}_k = \mu_k^*, \quad (210)$$

which implies

$$\bar{\mathcal{T}}_{\Gamma_{k,1}} \circ \mathcal{J}_k \circ \mathcal{U}_k = \mathcal{I}_{\mathbb{C}^2} \otimes \mathrm{Tr}_{F_k}. \quad (211)$$

Therefore, from Eq. (209) and Eq. (211), we get Eq. (208). \square

Theorem 59. Consider the quantum circuit Φ as in Theorem 49. For any integer k , there exists another circuit $\bar{\Phi}$ of size $|\Phi| \cdot \text{poly}(k)$, with the same input-output systems as Φ , such that the channel $\tilde{\mathcal{T}}_{\bar{\Phi}}$, realized by $\bar{\Phi}$ with the circuit-level stochastic channel with parameter δ , satisfies

$$\|\tilde{\mathcal{T}}_{\bar{\Phi}} - (\otimes_{i=1}^{n'} \mathcal{W}_i) \circ (\mathcal{T}_{\Phi} \otimes \mathcal{F}) \circ (\otimes_{i=1}^n \mathcal{N}_i)\|_{\diamond} \leq 4|\Phi|(c\delta)^k, \quad (212)$$

where $\mathcal{N}_i : \mathbf{L}(\mathbb{C}^2) \rightarrow \mathbf{L}(\mathbb{C}^2 \otimes F_k)$, $i \in [n]$, $\mathcal{F} : \mathbf{L}(F_k^{\otimes n}) \rightarrow \mathbf{L}(F_k^{\otimes n'})$, and $\mathcal{W}_i : \mathbf{L}(\mathbb{C}^2 \otimes F_k) \rightarrow \mathbf{L}(\mathbb{C}^2)$, $i \in [n']$ are quantum channels, for an auxiliary Hilbert space F_k . The channels \mathcal{N}_i and \mathcal{W}_i satisfy,

$$\text{Tr}_{F_k} \circ \mathcal{N}_i = (1 - \epsilon) \mathcal{I}_{\mathbb{C}^2} + \epsilon \mathcal{Z}_{\Gamma_{1,k}^i}, \quad (213)$$

$$\mathcal{W}_i = (1 - \epsilon) \mathcal{I}_{\mathbb{C}^2} \otimes \text{Tr}_{F_k} + \epsilon \mathcal{Z}_{\Gamma_{k,1}^i}, \quad (214)$$

where $\epsilon \leq 2c\delta$ and $\mathcal{Z}_{\Gamma_{1,k}^i} : \mathbf{L}(\mathbb{C}^2) \rightarrow \mathbf{L}(\mathbb{C}^2)$ and $\mathcal{Z}_{\Gamma_{k,1}^i} : \mathbf{L}(\mathbb{C}^2 \otimes F_k) \rightarrow \mathbf{L}(\mathbb{C}^2)$ are some channels.

By taking the quantum circuit $\bar{\Phi} := (\otimes_{i=1}^{n'} \Gamma_{k,1}^i) \circ \Phi_k \circ (\otimes_{i=1}^n \Gamma_{1,k}^i)$, and using Lemma 56 for Φ_k , Lemma 57 for $\Gamma_{1,k}$, and Lemma 58 for $\Gamma_{k,1}$, the proof of Theorem 59 can be done similarly to Theorem 49. We note that using Eq. (170) and Lemma 57, one can get Eq. (213). Furthermore, using Eq. (171) and Lemma 58, one can get Eq. (214).

4.2.2 Quantum circuits with only quantum input or quantum output

Corollary 60 below considers fault-tolerant realization of quantum circuits with classical input and quantum output against the circuit-level stochastic noise and is analogous to Corollary 52.

Corollary 60. Consider the quantum circuit Φ from Theorem 59, with $n' = 0$. Then, there exists a quantum circuit $\bar{\Phi}$, with the same input-output systems as Φ and of size $|\Phi| \cdot \text{poly}(k)$, such that corresponding channel $\tilde{\mathcal{T}}_{\bar{\Phi}}$, under the circuit-level stochastic channel with parameter δ satisfies,

$$\|\tilde{\mathcal{T}}_{\bar{\Phi}} - \mathcal{T}_{\Phi} \circ \bar{\mathcal{N}}\|_{\diamond} \leq 4|\Phi|(c\delta)^k, \quad (215)$$

where $\bar{\mathcal{N}} : \mathbf{L}((\mathbb{C}^2)^{\otimes n}) \rightarrow \mathbf{L}((\mathbb{C}^2)^{\otimes n})$ is an independent stochastic channel with parameter $2c\delta$.

Proof. Similarly to Corollary 52, substituting $n' = 0$ and $\mathcal{F} = (\text{Tr}_{F_k})^{\otimes n}$ in Eq. (212), we get that Eq. (215) is satisfied for $\bar{\mathcal{N}} = \otimes_{i=1}^n \bar{\mathcal{N}}_i$, where $\bar{\mathcal{N}}_i = \text{Tr}_{F_k} \circ \mathcal{N}_i$. From Eq. (213), we get

$$\bar{\mathcal{N}}_i = (1 - \epsilon) \mathcal{I}_{\mathbb{C}^2} + \epsilon \mathcal{Z}_{\Gamma_{1,k}^i}, \quad (216)$$

for $\epsilon \leq 2c\delta$. Therefore, $\bar{\mathcal{N}}$ is an independent stochastic channel with parameter $2c\delta$. \square

Corollary 61 below considers fault-tolerant realization of quantum circuits with quantum input and classical output against the circuit-level stochastic noise and is analogous to Corollary 53.

Corollary 61. Consider the quantum circuit Φ from Theorem 49, with $n = 0$. Then, there exists a quantum circuit $\bar{\Phi}$, with the same input-output systems as Φ and of size $|\Phi| \cdot \text{poly}(k)$, such that the corresponding channel $\tilde{\mathcal{T}}_{\bar{\Phi}}$, under the circuit-level stochastic channel with parameter δ satisfies,

$$\|\tilde{\mathcal{T}}_{\bar{\Phi}} - \bar{\mathcal{W}} \circ \mathcal{T}_{\Phi}\|_{\diamond} \leq 4|\Phi|(c\delta)^k, \quad (217)$$

where $\overline{\mathcal{W}} : \mathbf{L}((\mathbb{C}^2)^{\otimes n'}) \rightarrow \mathbf{L}((\mathbb{C}^2)^{\otimes n'})$ is a local stochastic channel with parameter $2c\delta$.

Proof. Similarly to Corollary 53, substituting $n = 0$ and a state preparation map for \mathcal{F} in Eq. (212), we get that Eq. (217) is satisfied for $\overline{\mathcal{W}}$ such that

$$\overline{\mathcal{W}} = (\otimes_{i=1}^{n'} \mathcal{W}_i)((\cdot) \otimes \eta), \quad (218)$$

where $\eta \in \mathbf{L}(F_k^{\otimes n'})$ is a quantum state, and $\mathcal{W}_i, i \in [n']$ is given by,

$$\mathcal{W}_i = (1 - \epsilon) \mathcal{I}_{\mathbb{C}^2} \otimes \text{Tr}_{F_k} + \epsilon \mathcal{Z}_{\Gamma_{k,1}^i}, \quad (219)$$

for $\epsilon \leq 2c\delta$ and some channel $\mathcal{Z}_{\Gamma_{k,1}^i} : \mathbf{L}(\mathbb{C}^2 \otimes F_k) \rightarrow \mathbf{L}(\mathbb{C}^2)$.

We now show that the channel $\overline{\mathcal{W}}$ from Eq. (218) is a local stochastic channel, by verifying that $\overline{\mathcal{W}}$ satisfies Eqs. (195) and (196). We will use the following notation: for a subset $A \subseteq [n']$, we define

$$\mathcal{Z}_A := (\otimes_{i=1}^{|A|} \mathcal{Z}_{\Gamma_{k,1}^i})(\cdot \otimes \eta_A), \quad (220)$$

where $\eta_A := (\otimes_{i \in [n'] \setminus A} \text{Tr}_{F_k^i})(\eta)$. Note that $\mathcal{Z}_A : \mathbf{L}((\mathbb{C}^2)^{\otimes |A|}) \rightarrow \mathbf{L}((\mathbb{C}^2)^{\otimes |A|})$ is a quantum channel. Now using Eq. (219), we can expand $\otimes_{i=1}^{n'} \mathcal{W}_i$ as follows,

$$\otimes_{i=1}^{n'} \mathcal{W}_i = \sum_{A \subseteq [n']} (1 - \epsilon)^{n' - |A|} \epsilon^{|A|} (\otimes_{i \in [n'] \setminus A} \mathcal{I}_i \otimes \text{Tr}_{F_k}) \otimes (\otimes_{i \in A} \mathcal{Z}_{\Gamma_{k,1}^i}). \quad (221)$$

Note that

$$(\otimes_{i \in [n'] \setminus A} \mathcal{I}_i \otimes \text{Tr}_{F_k}) \otimes (\otimes_{i \in A} \mathcal{Z}_{\Gamma_{k,1}^i})(\cdot \otimes \eta) = ((\otimes_{i \in [n'] \setminus A} \mathcal{I}_i) \otimes \mathcal{Z}_A). \quad (222)$$

We take $\mathcal{V}_A := (1 - \epsilon)^{n' - |A|} \epsilon^{|A|} \mathcal{Z}_A$, which is clearly a completely positive map. From Eqs. (221) and (222), we have

$$\begin{aligned} \overline{\mathcal{W}} &= \sum_{A \subseteq [n']} (1 - \epsilon)^{n' - |A|} \epsilon^{|A|} ((\otimes_{i \in [n'] \setminus A} \mathcal{I}_i) \otimes \mathcal{Z}_A) \\ &= \sum_{A \subseteq [n']} (\otimes_{i \in [n'] \setminus A} \mathcal{I}_i) \otimes \mathcal{V}_A. \end{aligned} \quad (223)$$

Furthermore,

$$\begin{aligned} \left\| \sum_{A: T \subseteq A} (\otimes_{i \in [n'] \setminus A} \mathcal{I}_i) \otimes \mathcal{V}_A \right\|_{\diamond} &\leq \sum_{A: T \subseteq A} (1 - \epsilon)^{n' - |A|} \epsilon^{|A|} \\ &= \sum_{j=0}^{n' - |T|} \binom{n' - |T|}{j} (1 - \epsilon)^{n' - |T| - j} \epsilon^{|T| + j} \\ &= \epsilon^{|T|}. \end{aligned} \quad (224)$$

Therefore, from Eq. (223) and Eq. (224), $\overline{\mathcal{W}}$ is a local stochastic channel. \square

5 Fault-tolerant communication

One of the goals of quantum Shannon theory is to design codes for reliable quantum communication between the sender and the receiver connected by a noisy channel [Wil13; Hol98; Dev05]. In [CM22; BCM23], it is noted that the standard quantum Shannon theory is not fit for practical applications as it only considers the noise in the communication channel and disregards the noise in encoding and decoding circuits of the communication code. This necessitates the construction of fault-tolerant communication codes, consisting of fault-tolerant encoders and decoders. In [CM22; BCM23], assuming a circuit-level Pauli noise, it has been shown that fault-tolerant encoders and decoders can be constructed from standard non fault-tolerant encoders and decoders. Albeit the main focus of [CM22] is proving achievability of channel capacity in the fault-tolerant setting, a specific fault-tolerant communication code has also been provided using communication codes that have linear minimum distance [CM22, Section V.C]. In this section, we shall focus on the latter part and go beyond the results in [CM22, Section V.C] in the following ways:

1. We consider more realistic circuit-level noise such as the general circuit noise and circuit-level stochastic noise from Sec. 2.5.
2. Using the fault-tolerant realizations given in Section 4, we provide tools to construct fault-tolerant communication codes using a notion of *robust* communication codes, where robustness is defined in terms of adversarial channel as in Def. 50 and local stochastic channel as in Def. 55. Therefore, a general method is provided for importing existing communication codes to the fault-tolerant scenario.
3. For the general circuit noise, we show that fault-tolerant communication codes can be obtained from communication codes with a linear minimum distance; therefore, extending the results from [CM22, Section V.C] to the general circuit noise. For the circuit-level stochastic noise, we show that that fault-tolerant communication codes can be obtained from communication codes with a sub-linear minimum distance; therefore, improving significantly the specific coding construction from [CM22, Section V.C].

To avoid confusion with the communication codes, we shall refer to the codes $D_k, k = 1, 2, \dots$ used in the fault-tolerant scheme from Def. 20 and 22, as the computational codes.

5.1 Fault-tolerant codes for quantum communication

We shall work with the same definition of fault-tolerant communication codes, as given in [CM22, Def. V.6]. Before giving the definition of fault-tolerant communication codes, we firstly recall standard one shot communication codes in the following definition.

Definition 62 (Communication codes). *Let $\Lambda : \mathbf{L}(H_A) \rightarrow \mathbf{L}(H_B)$ be a communication channel. For an integer m and $\zeta \in [0, 1]$, an (m, ζ) communication code for Λ is defined by encoding and decoding channels $\mathcal{E} : \mathbf{L}((\mathbb{C}^2)^{\otimes m}) \rightarrow \mathbf{L}(H_A)$ and $\mathcal{D} : \mathbf{L}(H_B) \rightarrow \mathbf{L}((\mathbb{C}^2)^{\otimes m})$, respectively, such that*

$$\|\mathcal{D} \circ \Lambda \circ \mathcal{E} - \mathcal{I}_{(\mathbb{C}^2)^{\otimes m}}\|_{\diamond} \leq \zeta. \quad (225)$$

In the following, we shall consider spaces H_A , and H_B in $\Lambda : \mathbf{L}(H_A) \rightarrow \mathbf{L}(H_B)$ to be multi-qubit systems, that is, $H_A = (\mathbb{C}^2)^{\otimes n_A}$, and $H_B = (\mathbb{C}^2)^{\otimes n_B}$.

For fault-tolerant communication, the goal is to transfer logical information encoded in a computational code through the communication channel. Naturally, to define fault-tolerant communication codes, one needs to consider encoding and decoding circuits in contrast to encoding and decoding channels considered in Def. 62.

Definition 63 (Fault-tolerant communication code). *A fault-tolerant code on a communication channel $\Lambda : \mathbf{L}(H_A) \rightarrow \mathbf{L}(H_B)$, where $H_A = (\mathbb{C}^2)^{\otimes n_A}$, $H_B = (\mathbb{C}^2)^{\otimes n_B}$, using the computational code D_k consists of the following steps:*

1. *The sender holds an m qubit logical state encoded in the computational code D_k .*
2. *The sender applies an encoding circuit Φ_A on the logical qubits. Φ_A takes m logical qubits as input and outputs a quantum system H_A . Note that Φ_A realizes a quantum channel $\mathcal{T}_{\Phi_A} : \mathbf{L}(N_k^{\otimes m}) \rightarrow \mathbf{L}(H_A)$.*
3. *The channel $\Lambda : \mathbf{L}(H_A) \rightarrow \mathbf{L}(H_B)$ is applied on the output of Φ_A , and the receiver gets the channel output.*
4. *Finally, the receiver decodes the channel output using a decoding circuit Φ_B , which takes a quantum system H_B as input and outputs m logical qubits encoded in the computational code D_k . Note that Φ_B realizes a quantum channel $\mathcal{T}_{\Phi_B} : \mathbf{L}(H_B) \rightarrow \mathbf{L}(N_k^{\otimes m})$.*

To quantify the communication error of a fault-tolerant communication code, we will use the same measure as in [CM22, Def. V.6], which is defined as follows.

Let Φ^1 be a state preparation circuit (classical input and quantum output), and Φ^2 be a measurement circuit (quantum input and classical output), such that their sizes are upper bounded by $l > 0$, that is, $|\Phi^1|, |\Phi^2| \leq l$. Let Φ_k^1 and Φ_k^2 be the realizations of Φ^1 and Φ^2 , respectively, in the code D_k . For a quantum circuit Φ , consider the corresponding quantum channel \mathcal{T}_Φ , and also $\tilde{\mathcal{T}}_\Phi$ corresponding to the noisy realization of Φ under a circuit noise with error rate δ (e.g. the general circuit noise or the circuit-level stochastic noise from Section 2.5). Then the communication error of a fault-tolerant communication code according to Def. 63 is given by,

$$\zeta^{l,\delta} := \max_{\substack{\Phi^1, \Phi^2 \\ |\Phi^1|, |\Phi^2| \leq l}} \max_{\tilde{\mathcal{T}}_{\Phi_k^1}, \tilde{\mathcal{T}}_{\Phi_A}, \tilde{\mathcal{T}}_{\Phi_B}, \tilde{\mathcal{T}}_{\Phi_k^2}} \|\mathcal{T}_{\Phi^2} \circ \mathcal{T}_{\Phi^1} - \tilde{\mathcal{T}}_{\Phi_k^2} \circ \tilde{\mathcal{T}}_{\Phi_B} \circ \Lambda \circ \tilde{\mathcal{T}}_{\Phi_A} \circ \tilde{\mathcal{T}}_{\Phi_k^1}\|_\diamond, \quad (226)$$

where the first maximization is over all noisy realizations of $\tilde{\mathcal{T}}_{\Phi_k^1}, \tilde{\mathcal{T}}_{\Phi_A}, \tilde{\mathcal{T}}_{\Phi_B}, \tilde{\mathcal{T}}_{\Phi_k^2}$, with error rate δ , and the second maximization is over all the preparation and measurement circuits of size l . We know from Solovay-Kitaev theorem [Kit97; NC01; DN05] that for any state preparation channel $\mathcal{P} : \mathbb{B}^p \rightarrow \mathbf{L}((\mathbb{C}^2)^{\otimes m})$ and any measurement channel $\mathcal{M} : \mathbf{L}((\mathbb{C}^2)^{\otimes m}) \rightarrow \mathbb{B}^p$, there exist circuits of size no more than an $l(m, \zeta) > 0$, realizing \mathcal{P} and \mathcal{M} , up to an accuracy $\zeta > 0$. Therefore, it suffices to consider $l := l(m, \zeta)$ in Eq. (226), for sufficiently small ζ .

We now give a definition of (m, ζ, δ) fault-tolerant communication codes for $\Lambda : \mathbf{L}(H_A) \rightarrow \mathbf{L}(H_B)$.

Definition 64 ((m, ζ, δ) fault-tolerant communication codes). *Consider a fault-tolerant communication code according to Def. 63 on $\Lambda : \mathbf{L}(H_A) \rightarrow \mathbf{L}(H_B)$. It is said to be an (m, ζ, δ) code if the communication error according to Eq. (226), under a circuit noise of error rate δ and $l = l(m, \zeta)$ is upper bounded by ζ , that is, $\zeta^{l,\delta} \leq \zeta$.*

5.2 Construction of fault-tolerant communication codes for general circuit noise

In this section, we consider the general circuit noise from Section 2.5, and show that fault-tolerant communication codes can be constructed using a notion of adversarial robust communication codes. Furthermore, we show that adversarial robust communication codes can be obtained from communication codes correcting arbitrary errors of a linear weight; therefore, providing a construction of fault-tolerant codes. We note that there are many classes of known codes that correct arbitrary errors of a linear weight, notably, *asymptotically good* quantum codes, which have linear minimum distance and communication rate [ALT01; CLX01; LXW09; Mat02; BF13; PK22; LZ22].

Below, we define adversarial robust communication codes, using the adversarial channel from Def. 50.

Definition 65 ((m, ζ, δ) adversarial robust communication codes). *Consider a communication code for $\Lambda : \mathbf{L}(H_A) \rightarrow \mathbf{L}(H_B)$, $H_A = (\mathbb{C}^2)^{\otimes n_A}$, $H_B = (\mathbb{C}^2)^{\otimes n_B}$ according to Def. 62, defined by $\mathcal{E} : \mathbf{L}((\mathbb{C}^2)^{\otimes m}) \rightarrow \mathbf{L}(H_A)$ and $\mathcal{D} : \mathbf{L}(H_B) \rightarrow \mathbf{L}((\mathbb{C}^2)^{\otimes m})$. We say it is an (m, ζ, δ) adversarial robust code if for any adversarial channels $\mathcal{V}_A : \mathbf{L}(H_A) \rightarrow \mathbf{L}(H_A)$ and $\mathcal{V}_B : \mathbf{L}(H_B) \rightarrow \mathbf{L}(H_B)$, with parameter δ (see Def. 50), the channels \mathcal{E} and \mathcal{D} give an (m, ζ) communication code for the combined channel $\mathcal{V}_B \circ \Lambda \circ \mathcal{V}_A$.*

We say that $\mathcal{E} : \mathbf{L}((\mathbb{C}^2)^{\otimes m}) \rightarrow \mathbf{L}(H)$ and $\mathcal{D} : \mathbf{L}(H) \rightarrow \mathbf{L}((\mathbb{C}^2)^{\otimes m})$ corrects arbitrary errors of weight t if for any superoperator $\mathcal{V}_t : \mathbf{L}(H) \rightarrow \mathbf{L}(H)$ of weight t , we have

$$\mathcal{D} \circ \mathcal{V}_t \circ \mathcal{E} = K(\mathcal{V}_t) \mathcal{I}_{(\mathbb{C}^2)^{\otimes m}}, \quad (227)$$

where $K(\mathcal{V}_t)$ is a constant depending only on \mathcal{V}_t . We note that $K(\mathcal{V}_t) = 1$, when \mathcal{V}_t is quantum channel. In general, we have $K(\mathcal{V}_t) \mathbf{1}_{(\mathbb{C}^2)^{\otimes m}} = (\mathcal{E}^* \circ \mathcal{V}_t^*)(\mathbf{1}_{(\mathbb{C}^2)^{\otimes n}})$.

In the following theorem, we show that fault-tolerant communication codes can be obtained from adversarial robust communication codes.

Theorem 66. *Consider $c, \delta \geq 0$ from Def. 20 and let $\delta' := 3c\delta$. Let (m, ζ, δ') be an adversarial robust communication code for $\Lambda : \mathbf{L}(H_A) \rightarrow \mathbf{L}(H_B)$, $H_A = (\mathbb{C}^2)^{\otimes n_A}$, $H_B = (\mathbb{C}^2)^{\otimes n_B}$, according to Def. 65. Then there exists $k_0 > 0$, such that for any computational code $D_k, k \geq k_0$, one can obtain an $(m, 2\zeta, \delta)$ fault-tolerant communication code for Λ .*

Proof. Consider an (m, ζ, δ') adversarial robust code on Λ given by the channels $\mathcal{E} : \mathbf{L}((\mathbb{C}^2)^{\otimes m}) \rightarrow \mathbf{L}(H_A)$ and $\mathcal{D} : \mathbf{L}(H_B) \rightarrow \mathbf{L}((\mathbb{C}^2)^{\otimes m})$. Therefore, we have

$$\|\mathcal{D} \circ \mathcal{V}_B \circ \Lambda \circ \mathcal{V}_A \circ \mathcal{E} - \mathcal{I}_{(\mathbb{C}^2)^{\otimes m}}\|_{\diamond} \leq \zeta, \quad (228)$$

for any adversarial channels $\mathcal{V}_A : \mathbf{L}(H_A) \rightarrow \mathbf{L}(H_A)$, and $\mathcal{V}_B : \mathbf{L}(H_B) \rightarrow \mathbf{L}(H_B)$, with parameter δ' .

Consider quantum circuits Φ_E and Φ_D , such that

$$\|\mathcal{T}_{\Phi_E} - \mathcal{E}\|_{\diamond} \leq \frac{\zeta}{4}, \quad (229)$$

$$\|\mathcal{T}_{\Phi_D} - \mathcal{D}\|_{\diamond} \leq \frac{\zeta}{4}, \quad (230)$$

and let $\Phi_{E,k}$ and $\Phi_{D,k}$ be their realizations in the code D_k . We define quantum circuits Φ_A and Φ_B in Def. 63 as follows,

$$\Phi_A := (\otimes_{i=1}^{n_A} \Gamma_{k,1}^i) \circ \Phi_{E,k}. \quad (231)$$

$$\Phi_B := \Phi_{D,k} \circ (\otimes_{i=1}^{n_B} \Gamma_{1,k}^i). \quad (232)$$

Consider now a state preparation circuit Φ^1 , with m qubit output and a measurement circuit Φ^2 , with m qubit input, such that $\max(|\Phi^1|, |\Phi^2|) \leq l(m, \zeta)$. Let Φ_k^1 and Φ_k^2 be their realizations in the code D_k .

Applying Corollary 53 on the state preparation circuit $\Phi_A \circ \Phi_k^1$, we get for any $\tilde{\mathcal{T}}_{\Phi_A} \in \text{Trans}(\Phi_A, \delta)$ and $\tilde{\mathcal{T}}_{\Phi_k^1} \in \text{Trans}(\Phi_k^1, \delta)$

$$\|\tilde{\mathcal{T}}_{\Phi_A} \circ \tilde{\mathcal{T}}_{\Phi_k^1} - \overline{\mathcal{W}} \circ \mathcal{T}_{\Phi_E} \circ \mathcal{T}_{\Phi^1}\|_{\diamond} \leq 4(|\Phi_E| + l(m, \zeta))\sqrt{(c\delta)^k}, \quad (233)$$

where $\overline{\mathcal{W}}$ is an adversarial channel with parameter δ' .

Applying Corollary 52 on the measurement circuit $\Phi_k^2 \circ \Phi_B$, we get for any $\tilde{\mathcal{T}}_{\Phi_B} \in \text{Trans}(\Phi_B, \delta)$ and $\tilde{\mathcal{T}}_{\Phi_k^2} \in \text{Trans}(\Phi_k^2, \delta)$,

$$\|\tilde{\mathcal{T}}_{\Phi_k^2} \circ \tilde{\mathcal{T}}_{\Phi_B} - \mathcal{T}_{\Phi^2} \circ \mathcal{T}_{\Phi_D} \circ \overline{\mathcal{N}}\|_{\diamond} \leq 4(|\Phi_D| + l(m, \zeta))\sqrt{(c\delta)^k}, \quad (234)$$

where $\overline{\mathcal{N}}$ is an adversarial channel with parameter δ' .

We take k_0 sufficiently big such that,

$$4(|\Phi_E| + |\Phi_D| + 2l(m, \zeta))\sqrt{(c\delta)^{k_0}} \leq \frac{\zeta}{2} \quad (235)$$

For all $k \geq k_0$, the communication error (see Eq. (226)) is given by,

$$\begin{aligned} \zeta^{l,\delta} &= \|\mathcal{T}_{\Phi^2} \circ \mathcal{T}_{\Phi^1} - \tilde{\mathcal{T}}_{\Phi_k^2} \circ \tilde{\mathcal{T}}_{\Phi_B} \circ \Lambda \circ \tilde{\mathcal{T}}_{\Phi_A} \circ \tilde{\mathcal{T}}_{\Phi_k^1}\|_{\diamond} \\ &\leq \frac{\zeta}{2} + \|\mathcal{T}_{\Phi^2} \circ \mathcal{T}_{\Phi^1} - \mathcal{T}_{\Phi^2} \circ \mathcal{T}_{\Phi_D} \circ \overline{\mathcal{N}} \circ \Lambda \circ \overline{\mathcal{W}} \circ \mathcal{T}_{\Phi_E} \circ \mathcal{T}_{\Phi^1}\|_{\diamond} \\ &\leq \zeta + \|\mathcal{T}_{\Phi^2} \circ \mathcal{T}_{\Phi^1} - \mathcal{T}_{\Phi^2} \circ \mathcal{D} \circ \overline{\mathcal{N}} \circ \Lambda \circ \overline{\mathcal{W}} \circ \mathcal{E} \circ \mathcal{T}_{\Phi^1}\|_{\diamond} \\ &\leq 2\zeta, \end{aligned} \quad (236)$$

where the first inequality follows from Eq. (233), (234), and (235), the second inequality follows from Eq. (229) and (230), and the last inequality follows from Eq. (228). Therefore, from Def. 64, Φ_A and Φ_B give an $(m, 2\zeta, \delta)$ fault-tolerant communication code. \square

In the following theorem, we consider \mathcal{E} and \mathcal{D} correcting arbitrary errors of weight $t = \alpha n$ according to Eq. (227), and the communication channel $\Lambda_{\nu} : \mathbf{L}(H) \rightarrow \mathbf{L}(H)$, $H = (\mathbb{C}^2)^{\otimes n}$ to be an adversarial channel with parameter $\nu \in [0, 1]$. Using \mathcal{E} and \mathcal{D} , we provide reliable fault-tolerant communication code on Λ_{ν} , with a communication error decreasing exponentially with the code length.

Theorem 67. *Consider $c, \delta > 0$ from Def. 20 and let $\delta' = 3c\delta$. Let $\Lambda_{\nu} : \mathbf{L}(H) \rightarrow \mathbf{L}(H)$, $H = (\mathbb{C}^2)^{\otimes n}$ be an adversarial channel with parameter $\nu \in [0, 1]$. Suppose channels $\mathcal{E} : \mathbf{L}((\mathbb{C}^2)^{\otimes m}) \rightarrow \mathbf{L}(H)$ and $\mathcal{D} : \mathbf{L}(H) \rightarrow \mathbf{L}((\mathbb{C}^2)^{\otimes m})$ can correct arbitrary errors of weight $t = \alpha n$ for an $\alpha \in [0, 1]$, such that $\alpha \geq 5(2\delta' + \nu)$. Then there exists $k_0 > 0$, such that for any computational code $D_k, k \geq k_0$, one can obtain an $(m, 2\zeta, \delta)$ fault-tolerant communication code for Λ_{ν} , where $\zeta := 14 \exp(-\frac{n \min\{\delta', \nu\}}{3})$.*

Proof. We will show that \mathcal{E} and \mathcal{D} define an (m, ζ) communication code for $\bar{\Lambda}_\nu := \mathcal{V}_B \circ \Lambda_\nu \circ \mathcal{V}_A$ for any adversarial channels $\mathcal{V}_A : \mathbf{L}(H) \rightarrow \mathbf{L}(H)$ and $\mathcal{V}_B : \mathbf{L}(H) \rightarrow \mathbf{L}(H)$ with parameter δ' , i.e., they define an (m, ζ, δ') adversarial robust communication code on Λ_ν . Then, from Theorem 66, it follows that \mathcal{E} and \mathcal{D} define an $(m, 2\zeta, \delta)$ fault-tolerant code.

Firstly, we show that any adversarial channel $\mathcal{V} : \mathbf{L}(H) \rightarrow \mathbf{L}(H)$ with parameter δ can be approximated by a superoperator of weight $5n\delta$. From Def. 50, we know that there exists a superoperator \mathcal{V}_t of weight t such that

$$\begin{aligned} \|\mathcal{V} - \mathcal{V}_t\|_\diamond &\leq \sum_{j>t}^n \binom{n}{j} \delta^j \\ &= (1 + \delta)^n \sum_{j>t}^n \binom{n}{j} \left(\frac{\delta}{1 + \delta}\right)^j \left(\frac{1}{1 + \delta}\right)^{n-j}. \end{aligned} \quad (237)$$

Consider n *i.i.d.* random variables X_1, \dots, X_n such that $X_i \in \{0, 1\}$ and $\Pr(X_i = 1) = \frac{\delta}{1 + \delta}$, $\forall i \in [n]$, and let $X = \sum_{i \in [n]} X_i$. Then, we have that

$$\Pr(X > t) = \sum_{j>t}^n \binom{n}{j} \left(\frac{\delta}{1 + \delta}\right)^j \left(\frac{1}{1 + \delta}\right)^{n-j}. \quad (238)$$

From Eqs. (237) and (238) and using $(1 + \delta)^n \leq e^{n\delta}$, we get

$$\|\mathcal{V} - \mathcal{V}_t\|_\diamond \leq e^{n\delta} \Pr(X > t). \quad (239)$$

For a $\beta > 0$, we take $t = (1 + \beta) \frac{n\delta}{1 + \delta}$. Then, using the multiplicative Chernoff bound, we get

$$\Pr(X \geq (1 + \beta) \frac{n\delta}{1 + \delta}) \leq \exp\left(-\frac{\beta^2 n\delta}{(1 + \delta)(2 + \beta)}\right) \leq \exp\left(-\frac{\beta^2 n\delta}{2(2 + \beta)}\right). \quad (240)$$

We choose $\beta = 4$. Then from Eqs. (239) and (240), we get that

$$\|\mathcal{V} - \mathcal{V}_t\|_\diamond \leq \exp\left(-\frac{n\delta}{3}\right). \quad (241)$$

Therefore, there exists a superoperator $\mathcal{V}' = \mathcal{V}_t$ of weight $t = \frac{5n\delta}{1 + \delta} \leq 5n\delta$ satisfying Eq. (241). We now consider superoperators $\mathcal{V}'_A, \Lambda'_\nu, \mathcal{V}'_B$ corresponding to the adversarial channels $\mathcal{V}_A, \Lambda_\nu, \mathcal{V}_B$, respectively, where \mathcal{V}'_A and \mathcal{V}'_B are of weight $5n\delta'$ and Λ'_ν is of weight $5n\nu$. Therefore, the combined channel $\tilde{\Lambda}_\nu := \mathcal{V}'_B \circ \Lambda'_\nu \circ \mathcal{V}'_A$ is of weight $5n(2\delta' + \nu)$. We have that

$$\begin{aligned} \|\bar{\Lambda}_\nu - \tilde{\Lambda}_\nu\|_\diamond &= \|\mathcal{V}_B \circ \Lambda_\nu \circ \mathcal{V}_A - \mathcal{V}'_B \circ \Lambda'_\nu \circ \mathcal{V}'_A\|_\diamond \\ &\leq \|\mathcal{V}_B - \mathcal{V}'_B\|_\diamond + \|\mathcal{V}'_B\|_\diamond \|\Lambda_\nu \circ \mathcal{V}_A - \Lambda'_\nu \circ \mathcal{V}'_A\|_\diamond \\ &\leq \exp\left(-\frac{n\delta'}{3}\right) + (1 + \exp\left(-\frac{n\delta'}{3}\right)) (\|\mathcal{V}_A - \mathcal{V}'_A\|_\diamond + \|\mathcal{V}_A\|_\diamond \|\Lambda_\nu - \Lambda'_\nu\|_\diamond) \\ &\leq \exp\left(-\frac{n\delta'}{3}\right) + (1 + \exp\left(-\frac{n\delta'}{3}\right)) \exp\left(-\frac{n\delta'}{3}\right) + (1 + \exp\left(-\frac{n\delta'}{3}\right))^2 \exp\left(-\frac{n\nu}{3}\right) \\ &\leq 7 \exp\left(-\frac{n \min\{\delta', \nu\}}{3}\right), \end{aligned} \quad (242)$$

where the first inequality follows by inserting $-\mathcal{V}'_B \circ \Lambda_\nu \circ \mathcal{V}_A + \mathcal{V}'_B \circ \Lambda_\nu \circ \mathcal{V}_A = 0$, using triangle inequality and $\|\mathcal{W} \circ \mathcal{W}'\|_\diamond \leq \|\mathcal{W}\|_\diamond \|\mathcal{W}'\|_\diamond$ for any superoperators $\mathcal{W}, \mathcal{W}'$ [Kit97]. The second inequality uses Eq. (241), and $\|\mathcal{V}'_B\|_\diamond \leq \|\mathcal{V}_B\|_\diamond + \|\mathcal{V}_B - \mathcal{V}'_B\|_\diamond \leq 1 + \exp(-\frac{n\delta'}{3})$.

As $\alpha \geq 5(2\delta' + \nu)$, we have that $\mathcal{D} \circ \tilde{\Lambda}_\nu \circ \mathcal{E} = K(\tilde{\Lambda}_\nu) \mathcal{I}$, for a constant $K(\tilde{\Lambda}_\nu)$. We note that

$$\begin{aligned} |1 - K(\tilde{\Lambda}_\nu)| &= |\text{Tr}(\mathcal{D} \circ \bar{\Lambda}_\nu \circ \mathcal{E}(\rho) - (\mathcal{D} \circ \tilde{\Lambda}_\nu \circ \mathcal{E})(\rho))| \\ &\leq 7 \exp(-\frac{n \min\{\delta', \nu\}}{3}), \end{aligned} \quad (243)$$

where ρ is any quantum state, and the second line uses $\|\mathcal{D} \circ \bar{\Lambda}_\nu \circ \mathcal{E} - \mathcal{D} \circ \tilde{\Lambda}_\nu \circ \mathcal{E}\|_\diamond \leq 7 \exp(-\frac{n \min\{\delta', \nu\}}{3})$, which follows from Eq. (242).

We now have

$$\begin{aligned} \|\mathcal{D} \circ \bar{\Lambda}_\nu \circ \mathcal{E} - \mathcal{I}\|_\diamond &\leq \|\mathcal{D} \circ \tilde{\Lambda}_\nu \circ \mathcal{E} - \mathcal{I}\|_\diamond + 7 \exp(-\frac{n \min\{\delta', \nu\}}{3}) \\ &\leq |1 - K(\tilde{\Lambda}_\nu)| + 7 \exp(-\frac{n \min\{\delta', \nu\}}{3}) \\ &\leq 14 \exp(-\frac{n \min\{\delta', \nu\}}{3}), \end{aligned} \quad (244)$$

where the first inequality uses Eq. (242), the second inequality uses $\mathcal{D} \circ \tilde{\Lambda}_\nu \circ \mathcal{E} = K(\tilde{\Lambda}_\nu) \mathcal{I}$, and the last inequality uses Eq. (243). From Eq. (244), \mathcal{E} and \mathcal{D} define an (m, ζ) code on $\bar{\Lambda}_\nu$; therefore they define an (m, ζ, δ') adversarial robust code on Λ_ν . \square

5.3 Construction of fault-tolerant communication codes for circuit-level stochastic noise

In this section, we consider the circuit-level stochastic noise from Section 2.5, and show that fault-tolerant communication codes can be constructed using a notion of local stochastic robust communication codes. Furthermore, we show that fault-tolerant communication codes can be obtained from communication codes on local stochastic channels. This permits the use of sub-linear minimum distance codes such as toric and expander codes [Kit97; Kit03; BK98; Den+02; TZ13; FGL18] for fault-tolerant communication. We illustrate this in detail in Section 5.3.1 for the toric code by showing that it is a reliable communication code on local stochastic channels with sufficiently small parameter.

Below, we define local stochastic robust communication codes (in an analogous way to Def. 65), using local stochastic channels from Def. 55.

Definition 68 ((m, ζ, δ) local stochastic robust communication codes). *Consider a communication code for $\Lambda : \mathbf{L}(H_A) \rightarrow \mathbf{L}(H_B)$, $H_A = (\mathbb{C}^2)^{\otimes n_A}$, $H_B = (\mathbb{C}^2)^{\otimes n_B}$ according to Def. 62, defined by $\mathcal{E} : \mathbf{L}((\mathbb{C}^2)^{\otimes m}) \rightarrow \mathbf{L}(H_A)$ and $\mathcal{D} : \mathbf{L}(H_B) \rightarrow \mathbf{L}((\mathbb{C}^2)^{\otimes m})$. We say it is an (m, ζ, δ) local stochastic robust code if for any local stochastic channels $\mathcal{V}_A : \mathbf{L}(H_A) \rightarrow \mathbf{L}(H_A)$ and $\mathcal{V}_B : \mathbf{L}(H_B) \rightarrow \mathbf{L}(H_B)$, with parameter δ (see Def. 55), the channels \mathcal{E} and \mathcal{D} give an (m, ζ) communication code for the combined channel $\mathcal{V}_B \circ \Lambda \circ \mathcal{V}_A$.*

In the following theorem, we show that fault-tolerant communication codes can be obtained from local stochastic robust communication codes.

Theorem 69. Consider $c, \delta \geq 0$ from Def. 22 and let $\delta' := 3c\delta$. Let (m, ζ, δ') be a local stochastic robust communication code for $\Lambda : \mathbf{L}(H_A) \rightarrow \mathbf{L}(H_B)$, $H_A = (\mathbb{C}^2)^{\otimes n_A}$, $H_B = (\mathbb{C}^2)^{\otimes n_B}$, according to Def. 68. Then there exists $k_0 > 0$, such that for any computational code $D_k, k \geq k_0$, one can obtain an $(m, 2\zeta, \delta)$ fault-tolerant communication code for Λ .

We skip the proof of Theorem 69 as it is essentially the same as Theorem 66. It can be proved similarly by replacing adversarial channels with local stochastic channels in Theorem 66 and using Corollary 60 instead of 52, and Corollary 61 instead of 53. We note that the value of k_0 is such that

$$4(|\Phi_E| + |\Phi_D| + 2l(m, \zeta))(c\delta)^{k_0} \leq \frac{\zeta}{2}, \quad (245)$$

where $|\Phi_E|$, $|\Phi_D|$ and $2l(m, \zeta)$ has the same meaning as in Eq. (235).

In the following theorem, we consider the communication channel to be a local stochastic channel Λ_ν , with parameter $\nu \in [0, 1]$, and show that fault-tolerant communication code on Λ_ν can be obtained using communication codes for local stochastic channels.

Theorem 70. Consider $c, \delta > 0$ from Def. 20 and let $\delta' = 3c\delta$. Let $\Lambda_\nu : \mathbf{L}(H) \rightarrow \mathbf{L}(H)$, $H = (\mathbb{C}^2)^{\otimes n}$ be a local stochastic channel with parameter $\nu \in [0, 1]$. Suppose $\mathcal{E} : \mathbf{L}((\mathbb{C}^2)^{\otimes m}) \rightarrow \mathbf{L}(H)$ and $\mathcal{D} : \mathbf{L}(H) \rightarrow \mathbf{L}((\mathbb{C}^2)^{\otimes m})$ define an (m, ζ) communication code for all local stochastic channels with parameter α . Then there exists $k_0 > 0$, such that for any computational code $D_k, k \geq k_0$, one can obtain an $(m, 2\zeta, \delta)$ fault-tolerant communication code for Λ_ν if $\alpha \geq 2\delta' + \nu$.

Proof. Lemma 71 below shows that $\bar{\Lambda}_\nu := \mathcal{V}' \circ \Lambda_\nu \circ \mathcal{V}$, for any local stochastic channels $\mathcal{V} : \mathbf{L}(H) \rightarrow \mathbf{L}(H)$ and $\mathcal{V}' : \mathbf{L}(H) \rightarrow \mathbf{L}(H)$ with parameter δ' , is a local stochastic channel with parameter $2\delta' + \nu$. Therefore, for $\alpha \geq 2\delta' + \nu$, \mathcal{E} and \mathcal{D} define an (m, ζ) communication code for $\bar{\Lambda}_\nu$. This means that \mathcal{E} and \mathcal{D} define an (m, ζ, δ') robust quantum communication code for Λ_ν ; therefore, an $(m, 2\zeta, \delta)$ fault-tolerant code can be obtained using Theorem 69. \square

Lemma 71. Let \mathcal{A} and \mathcal{B} be local stochastic channels with parameters ν_A and ν_B , respectively. Then $\mathcal{A} \circ \mathcal{B}$ is local stochastic with parameter $\nu_A + \nu_B$.

Proof. Consider the decomposition of \mathcal{A} and \mathcal{B} according to Eq. (195),

$$\mathcal{A} = \sum_{A \subseteq [n]} \left(\otimes_{i \in [n] \setminus A} \mathcal{I}_i \right) \otimes \mathcal{A}_A, \quad (246)$$

$$\mathcal{B} = \sum_{A \subseteq [n]} \left(\otimes_{i \in [n] \setminus A} \mathcal{I}_i \right) \otimes \mathcal{B}_A, \quad (247)$$

where \mathcal{A}_A and \mathcal{B}_A are completely positive maps. Note that, for any $A_1, A_2 \subseteq [n]$, we have

$$\begin{aligned} & \left(\left(\otimes_{i \in [n] \setminus A_1} \mathcal{I}_i \right) \otimes \mathcal{A}_{A_1} \right) \circ \left(\left(\otimes_{i \in [n] \setminus A_2} \mathcal{I}_i \right) \otimes \mathcal{B}_{A_2} \right) \\ &= \left(\otimes_{i \in [n] \setminus (A_1 \cup A_2)} \mathcal{I}_i \right) \otimes \mathcal{W}_{A_1 \cup A_2}, \end{aligned} \quad (248)$$

for a completely positive map $\mathcal{W}_{A_1 \cup A_2}$ acting on qubits in $A_1 \cup A_2$. This implies that

$$\mathcal{A} \circ \mathcal{B} = \sum_{A \subseteq [n]} \left(\otimes_{i \in [n] \setminus A} \mathcal{I}_i \right) \otimes \mathcal{W}_A, \quad (249)$$

where $\mathcal{W}_A = \sum_{\substack{A_1, A_2 \subseteq [n] \\ A_1 \cup A_2 = A}} \mathcal{W}_{A_1 \cup A_2}$, with $\mathcal{W}_{A_1 \cup A_2}$ being according to Eq. (248).

For any $T \subseteq [n]$, we have the following equality,

$$\begin{aligned} & \{(A_1, A_2) : T \subseteq A_1 \cup A_2\} \\ &= \cup_{T_1 \subseteq T} \{(A_1, A_2) : A_1 : T_1 \subseteq A_1 \text{ and } A_2 : (T \setminus T_1) \subseteq A_2\}. \end{aligned} \quad (250)$$

The inclusion \subseteq can be seen by noting that for $(A_1, A_2) : T \subseteq A_1 \cup A_2$, and for $T_1 = T \cap A_1$, we have $T \setminus T_1 \subseteq A_2$. The inclusion \supseteq can be seen by noting that for $A_1 : T_1 \subseteq A_1$ and $A_2 : (T \setminus T_1) \subseteq A_2$, we have $T \subseteq A_1 \cup A_2$.

For any fixed T , we now have that

$$\begin{aligned} & \left\| \sum_{A: T \subseteq A} \left(\otimes_{i \in [n] \setminus A} \mathcal{I}_i \right) \otimes \mathcal{W}_A \right\|_{\diamond} \\ &= \left\| \sum_{\substack{A_1, A_2 \\ T \subseteq A_1 \cup A_2}} \left(\left(\otimes_{i \in [n] \setminus A_1} \mathcal{I}_i \right) \otimes \mathcal{A}_{A_1} \right) \circ \left(\left(\otimes_{i \in [n] \setminus A_2} \mathcal{I}_i \right) \otimes \mathcal{B}_{A_2} \right) \right\|_{\diamond} \\ &= \left\| \sum_{T_1 \subseteq T} \left(\sum_{A_1: T_1 \subseteq A_1} \left(\otimes_{i \in [n] \setminus A_1} \mathcal{I}_i \right) \otimes \mathcal{A}_{A_1} \right) \circ \left(\sum_{A_2: (T \setminus T_1) \subseteq A_2} \left(\otimes_{i \in [n] \setminus A_2} \mathcal{I}_i \right) \otimes \mathcal{B}_{A_2} \right) \right\|_{\diamond} \\ &\leq \sum_{T_1 \subseteq T} \nu_{\mathcal{A}}^{|T_1|} \nu_{\mathcal{B}}^{|T| - |T_1|} \\ &\leq (\nu_{\mathcal{A}} + \nu_{\mathcal{B}})^{|T|}, \end{aligned} \quad (251)$$

where the first equality follows Eqs. (248), and (249), the second equality follows from Eq. (250), and the first inequality follows from Eq. (196) corresponding to channels \mathcal{A} and \mathcal{B} . \square

5.3.1 The toric code as a communication code

In this section, we give an example of a code that can correct local stochastic noise while having a sublinear minimum distance. We consider the family of toric codes [Kit97; Kit03; BK98; Den+02] and show that they define an (m, ζ) communication code for any local stochastic channel with parameter $\alpha \leq \frac{1}{36}$, such that ζ goes to zero as the code length increases [Pre11]. Therefore, from Theorem 70, one can obtain a fault-tolerant code using toric code given $\alpha \geq (2\delta' + \nu)$, with parameters δ', ν as in Theorem 70.

Encoding. Consider logical states $|\overline{x_1 x_2}\rangle \in (\mathbb{C}^2)^{\otimes 2L^2}$, $x_1, x_2 \in \{0, 1\}$, of the toric code, with square lattice of length L (see Fig. 10). Note that $|\overline{x_1 x_2}\rangle$ is eigenstate of all the X and Z type generators with eigenvalue $+1$, and eigenstate of logical operators \overline{Z}_1 and \overline{Z}_2 , with eigenvalue x_1 and x_2 , respectively. Therefore, encoding of the toric code is given by $\mathcal{E} := V(\cdot)V^\dagger$, where $V : ((\mathbb{C}^2)^{\otimes 2})^{\otimes 2} \rightarrow (\mathbb{C}^2)^{\otimes 2L^2}$ is an isometry as follows,

$$V |x_1 x_2\rangle = |\overline{x_1 x_2}\rangle, \quad \forall x_1, x_2 \in \{0, 1\}^2. \quad (252)$$

Decoding. To define the decoding map $\mathcal{D} : \mathbf{L}((\mathbb{C}^2)^{\otimes 2L^2}) \rightarrow \mathbf{L}((\mathbb{C}^2)^{\otimes 2})$ for the toric code, we first need to consider its error correction procedure for Pauli errors. As the toric code is a CSS code, Pauli Z and X errors are corrected separately. Let $[2L^2]$ be the set of all edges

on the toric code lattice. Consider a Pauli Z error, acting on the edges in $E \subseteq [2L]^2$. Then the error correction is done in the following two steps,

- (i) First the measurement corresponding to the X type generators are performed. The generator measurement reveals the boundary B of the E .
- (ii) The classical minimum weight perfect matching (MWPM) algorithm then determines the minimum weight chain E' with the boundary B . We then apply Pauli Z operator on the qubits corresponding to the edges in E' .

As the chains E and E' have the same boundary, $E + E'$ is a cycle, i.e, it has no boundary; therefore consists of loops. This means that the state after the correction is again in the code space. The correction is successful if $E + E'$ consists of homologically trivial loops (i.e. can be continuously shrunk to a point, see also Fig. 11). If $E + E'$ contains a non-trivial cycle (see also Fig. 11), it corresponds to a logical Z error.

The error correction corresponding to X errors is done similarly; we first perform Z type generator measurements, which reveal the boundary of the X error pattern on the dual lattice, and then the error correction is performed based on MWPM.

Let \mathcal{D}_Z (and \mathcal{D}_X) be the quantum channel corresponding to the Z (and X) error correction according to the above two steps. Then, we define the decoding map to be

$$\mathcal{D} = \mathcal{E}^\dagger \circ \mathcal{D}_X \circ \mathcal{D}_Z, \quad (253)$$

where $\mathcal{E}^\dagger = V^\dagger(\cdot)V$.

Let $\mathbb{P}([2L^2])$ be the power set of $[2L^2]$. Let $\mathbb{E} \subseteq \mathbb{P}([2L^2])$ be such that any Pauli error on any $E \in \mathbb{E}$ is correctable, that is,

$$\mathcal{D} \circ \mathcal{P}(E) \circ \mathcal{E} = \mathcal{I}, \quad (254)$$

where $\mathcal{P}(E) = P(\cdot)P^\dagger$ for a Pauli operator P , acting non-trivially only on the qubits in E . Using the linearity of quantum error correction codes, and Eq. (254), we have that Eq. (227) is satisfied for any $E \in \mathbb{E}$.

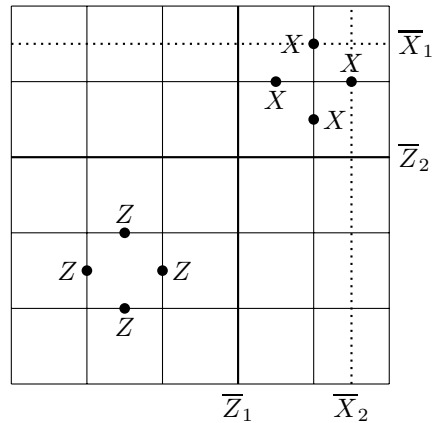


Figure 10: Toric code : the figure shows X and Z type stabilizer generators of the toric code and logical operators $\overline{Z}_1, \overline{X}_1$ and $\overline{Z}_2, \overline{X}_2$ corresponding to two logical qubits.

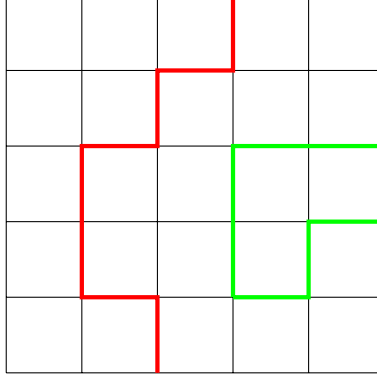


Figure 11: The figure shows trivial and non-trivial loops of the toric code: the green loop is a trivial loop and the red loop is a non-trivial loop.

In the following lemma, we show that toric code gives a reliable communication code for local stochastic channels with sufficiently small parameter. The proof of the lemma very heavily relies on the proof of error correction threshold of toric code given in [Pre11].

Lemma 72. *Consider a local stochastic channel Λ_α with parameter $\alpha \leq \frac{1}{36}$. The channels \mathcal{E} and \mathcal{D} corresponding to the toric code, with square lattice of length L , define an (m, ζ) communication code for Λ_α , with $\zeta = \frac{16}{3}L^4(36\alpha)^{L/2}$.*

Proof. Consider the set of non-correctable errors $\bar{\mathbb{E}} := \mathbb{P}([2L^2]) \setminus \mathbb{E}$, which is given by,

$$\begin{aligned} \bar{\mathbb{E}} &= \{E \subseteq [2L^2] : E + E' \text{ contains a non-trivial cycle}\} \\ &\subseteq \{E \subseteq [2L^2] : E + E' \text{ contains a closed loop of size } l \geq L\}. \end{aligned} \quad (255)$$

We have that

$$\begin{aligned} &\{E \subseteq [2L^2] : E + E' \text{ is a closed loop of size } l\} \\ &= \{E \subseteq [2L^2] : E + E' \text{ is a closed loop of size } l \text{ and } |E| \geq \frac{l}{2}\} \\ &\subseteq \{E \subseteq [2L^2] : E \text{ is included in a closed loop of size } l \text{ and } |E| \geq \frac{l}{2}\} \\ &\subseteq \cup_{S \in \mathcal{S}_l} \{E : E \subseteq S, |E| \geq l/2\}, \end{aligned} \quad (256)$$

where \mathcal{S}_l is the set of all closed loops of length l on the toric code lattice. Consider now the decomposition of Λ_α as follows (see Def. 55):

$$\Lambda_\alpha = \sum_{E \in \mathbb{E}} (\otimes_{i \in [2L^2] \setminus E} \mathcal{I}) \otimes \Lambda_{\alpha E} + \sum_{E \in \bar{\mathbb{E}}} (\otimes_{i \in [2L^2] \setminus E} \mathcal{I}) \otimes \Lambda_{\alpha E}, \quad (257)$$

where maps $\Lambda_{\alpha E}$ are completely positive. We have that

$$\begin{aligned} &\|\mathcal{D} \circ \Lambda_\alpha \circ \mathcal{E} - \sum_{E \in \mathbb{E}} \mathcal{D} \circ ((\otimes_{i \in [2L^2] \setminus E} \mathcal{I}) \otimes \Lambda_{\alpha E}) \circ \mathcal{E}\|_\diamond \\ &= \|\mathcal{D} \circ \Lambda_\alpha \circ \mathcal{E} - \sum_{E \in \mathbb{E}} K(\Lambda_{\alpha E}) \mathcal{I}\|_\diamond \leq \left\| \sum_{E \in \bar{\mathbb{E}}} (\otimes_{i \in [2L^2] \setminus E} \mathcal{I}) \otimes \Lambda_{\alpha E} \right\|_\diamond \end{aligned} \quad (258)$$

Furthermore,

$$\begin{aligned}
\left\| \sum_{E \in \mathbb{E}} (\otimes_{i \in [2L^2] \setminus E} \mathcal{I}) \otimes \Lambda_{\alpha E} \right\|_{\diamond} &\leq \left\| \sum_{l=L}^{2L^2} \sum_{S \in \mathcal{S}_l} \sum_{\substack{E: \tilde{E} \subseteq E \\ \tilde{E} \subseteq S, |\tilde{E}| \geq \frac{l}{2}}} (\otimes_{i \in [2L^2] \setminus E} \mathcal{I}) \otimes \Lambda_{\alpha E} \right\|_{\diamond} \\
&\leq \sum_{l=L}^{2L^2} \sum_{S \in \mathcal{S}_l} \sum_{\tilde{E} \subseteq S, |\tilde{E}| \geq \frac{l}{2}} \alpha^{|\tilde{E}|} \\
&\leq \sum_{l=L}^{2L^2} (4L^2 3^{l-1}) (2^l) \alpha^{l/2} \\
&\leq \frac{8}{3} L^4 (36\alpha)^{L/2}, \text{ for } \alpha \leq \frac{1}{36}
\end{aligned} \tag{259}$$

where the first inequality uses Eq. (255), (256) and the complete positivity of maps $\Lambda_{\alpha E}$, and also the fact that the largest loop is of size $2L^2$. The second inequality uses the property of local stochastic channels from Eq. (196), and the last inequality uses that there are 2^l subsets of a loop of length l and there are less than $4L^2 3^{l-1}$ loops of length l (see [Pre11] for more details).

From Eqs. (258), and (259), we get

$$\left\| \mathcal{D} \circ \Lambda_{\alpha} \circ \mathcal{E} - \sum_{E \in \mathbb{E}} K(\Lambda_{\alpha E}) \mathcal{I} \right\|_{\diamond} \leq \frac{8}{3} L^4 (36\alpha)^{L/2}, \tag{260}$$

Eq. (260) implies that $|1 - \sum_{E \in \mathbb{E}} K(\Lambda_{\alpha E})| \leq \frac{8}{3} L^4 (36\alpha)^{L/2}$. We, therefore, have

$$\left\| \mathcal{D} \circ \Lambda_{\alpha} \circ \mathcal{E} - \mathcal{I} \right\|_{\diamond} \leq \frac{16}{3} L^4 (36\alpha)^{L/2}. \tag{261}$$

Therefore, channels \mathcal{E} and \mathcal{D} define an (m, ζ) communication code for Λ_{α} , with $\zeta = \frac{16}{3} L^4 (36\alpha)^{L/2}$. \square

6 Constant overhead fault-tolerant quantum computation for the general noise

The approach to fault-tolerant computing based on concatenated codes implies a poly logarithmic asymptotic overhead in terms of the number of qubits. This is also true for any fault-tolerant scheme according to Def. 20, where each qubit is separately encoded in a code block. Therefore, a natural question that follows is whether it is possible to achieve a constant asymptotic overhead. For Pauli noise models, it has been shown that fault-tolerant quantum computation for quantum circuits with classical input and output can be realized at the cost of only a constant qubit (space) overhead [Got14; FGL20; YK24]. Whether this result also holds for non-Pauli noise models has not been investigated to the best of our knowledge. In this section, we show constant overhead fault-tolerant computation for the general circuit noise (see Section 2.5). To this end, we generalize the construction from [Got14; FGL20] to the general circuit noise. Our state preparation procedure from Corollary 53 plays a central role in this generalization.

The constant overhead constructions from [Got14; FGL20] use quantum low-density parity-check (QLDPC) codes, with a constant asymptotic rate to encode logical quantum information, for example, the family of quantum expander codes [LTZ15]. Using the following two points, fault-tolerant computation on the logical subspace of QLDPC codes is achieved:

- 1 Fault-tolerant error correction for QLDPC codes can be done by measuring stabilizer generators of the code and performing error correction based on the measurement outcomes (syndrome).
- 2 The logic gates can be implemented using gate teleportation, where the required ancilla state in the code space can be prepared using concatenated codes.

Here, to encode logical qubits, we consider a family of QLDPC codes, with a constant asymptotic rate and a *linear minimum distance*, such as the ones constructed in [PK22; LZ22]. To obtain fault-tolerant quantum computing with constant overhead for general circuit noise, we generalize the above two points for these codes. For the first point, we show that the single-shot decoding algorithm for QLDPC codes from [Gu+24] also suppresses errors for the general circuit noise model. The second point can be achieved directly using our state preparation in Corollary 53 in conjunction with gate teleportation.

Theorem 73. *Let Φ be a quantum circuit, with classical input and output, working on x qubits and $|\Phi\rangle = \text{poly}(x)$. For any $\epsilon > 0$, and asymptotic overhead $\alpha > 1$, there exists a constant error rate $\delta_{th} > 0$, and a quantum circuit $\Phi_\epsilon, |\Phi_\epsilon\rangle = \text{poly}(x)$, with the same input and output, and working on $x' = \alpha x + o(x)$ qubits, such that the following holds for any $\tilde{\mathcal{T}}_{\Phi_\epsilon} \in \text{Trans}(\Phi', \delta)$, $\delta < \delta_{th}$,*

$$\|\tilde{\mathcal{T}}_{\Phi_\epsilon} - \mathcal{T}_\Phi\|_1 \leq \epsilon. \quad (262)$$

We below provide a proof sketch of Theorem 73, using the ideas from [Got14; FGL20; Gro19]. The proof uses our state preparation procedure from Corollary 53 and gate teleportation. For error correction, we generalize the single-shot error correction from [Gu+24] for the general circuit noise.

Proof sketch of Theorem 73

We consider the fault-tolerant construction from [Got14], which requires Φ to be sequential in the following sense: at any layer of the circuit Φ , only one non-trivial gate is applied on a selected set of qubits, and the idle gate is applied on the remaining qubits (see also Remark 18). This means we need to map Φ to a sequential circuit Φ_{seq} . Any circuit Φ can be mapped to a sequential circuit Φ_{seq} by incurring only a linear overhead in the size of the circuit, that is, $|\Phi_{\text{seq}}\rangle = O(x)|\Phi\rangle$. Therefore, without loss of generality, we suppose Φ to be a sequential circuit.

We consider a family of QLDPC codes with rate $R = \frac{2}{1+\alpha}$, where $\alpha > 1$ is the desired asymptotic overhead and take a code C of type (n, m) in this family (note that asymptotically $n = \frac{m}{R}$). For this family of QLDPC codes, we suppose fault-tolerant realizations of error correction and logic gates as described in the following two paragraphs.

Fault-tolerant error correction. Consider h code blocks of the code C and a joint state $|\psi\rangle$ in the code space of these h blocks. Let \mathcal{V} be an error map on the state $|\psi\rangle\langle\psi|$, and suppose that it has stabilizer reduced weight sn for a constant $s > 0$, with respect to each

code block (see Def. 76, and Def. 77 below for definition of stabilizer reduced weight). Then, when the error correction circuit with the general noise is applied on every code block, it maps $\mathcal{V}(|\psi\rangle\langle\psi|)$ to $\mathcal{V}'(|\psi\rangle\langle\psi|)$ with high accuracy, where the stabilizer reduced weight of \mathcal{V}' with respect to each code block is given by $s'n$, with $s' < s$. More precisely, let Φ_{EC}^i be the instance of the error correction circuit applied on the block indexed $i \in [h]$, and let $\tilde{\mathcal{T}}_{\Phi_{\text{EC}}^i} \in \text{Trans}(\Phi_{\text{EC}}^i, \delta), i \in [h]$ be a noisy realization under general circuit noise. Then, we have

$$\|(\otimes_{i \in [h]} \tilde{\mathcal{T}}_{\Phi_{\text{EC}}^i}) \circ \mathcal{V}(|\psi\rangle\langle\psi|) - \mathcal{V}'(|\psi\rangle\langle\psi|)\|_1 \leq O(h \exp(-O(n\delta))). \quad (263)$$

We provide in Theorem 80, a fault-tolerant error correction circuit Φ_{EC} , satisfying Eq. (263).

Realization of logic gates. The logic gate corresponding to preparing the $|0\rangle$ state is realized using our state preparation procedure given in Corollary 53. For a logic unitary gate, we use gate teleportation as in [Got14; FGL20]. To realize the logical version of a unitary gate U_g between logical qubits in the same code block, one needs to prepare as ancilla the following $2m$ qubit entangled state in the code space of two code blocks

$$|\psi_{U_g}\rangle = (\mathbf{1} \otimes U_g) \left(\frac{|0\rangle|0\rangle + |1\rangle|1\rangle}{\sqrt{2}} \right)^{\otimes m}, \quad (264)$$

where U_g acts on a selected set of qubits in the second group of m qubits and identity everywhere else. A similar state is needed when U_g acts on qubits in different blocks. During the gate teleportation, one performs logical Bell measurements between the code block, and the first code block of the ancilla state $|\psi'_{U_g}\rangle := V \otimes V |\psi_{U_g}\rangle$ [Gro19]. After the Bell measurement, the state of the remaining ancilla block is given by $U_{\text{cor}}^\dagger U_g^L |\psi\rangle$, where $|\psi\rangle$ is the logical state corresponding to the code block prior to gate teleportation, U_g^L is the logical unitary corresponding to U_g and U_{cor} is a correction unitary. If U_g is in the Clifford group, then the correction is a Pauli gate which is transversal [Gro19, Chapter 6]. If U_g is in the second level of the Clifford hierarchy (e.g., U_g is the T gate), then the correction is a Clifford gate that we can apply in a transversal way using another state preparation for this correction unitary.

We note that the Bell measurement can be performed by applying transversal CNOT gates between the code block, then transversal Hadamard gate on the first block, and then applying single qubit Pauli measurements on the two code blocks [Gro19, Chapter 6].

Layout of the circuit Φ_ϵ . The quantum circuit Φ_ϵ simulating Φ is constructed as follows: we divide x qubits of Φ into x/m blocks, each containing $m = O(\sqrt{x})$ qubits². We replace each block of m qubits by n qubits corresponding to a code block of the QLDPC code C . The quantum circuit Φ_ϵ is obtained by replacing each gate in the circuit Φ , by the corresponding logic gate, that acts within one block or between pair of blocks, each containing n qubits.

As Φ is a sequential circuit, a layer in Φ realizes only one non-trivial gate. In Φ_ϵ , the logical version of a layer in Φ is realized in several layers at the physical level. The depth of the logical layer is determined by the depth of the non-trivial logic gate applied at that layer. While the non-trivial logic gate is applied on the respective blocks in Φ_ϵ , the error correction is applied on the remaining blocks. Below we illustrate the implementation of a logic unitary gate, using gate teleportation, when U_g acts within one block.

²We have chosen the block size $m = O(\sqrt{x})$ for the simplicity of notation as in [Gro19]. In principle, one can choose $m = O(\frac{x}{\text{poly}(\log(x))})$ [Got14].

The logic gate corresponding to a unitary U_g is realized in the following two steps (see also Fig. 3):

- (i) **Ancilla preparation:** During this step, the required ancilla code state $|\psi'_{U_g}\rangle = V \otimes V |\psi_{U_g}\rangle$ is prepared. While the ancilla state is prepared, one keeps applying error correction on the code blocks of the QLDPC codes (see Fig. 3). We know that there exists a circuit Ψ'_{U_g} , working on $O(n)$ qubits, which prepares $|\psi'_{U_g}\rangle$, with size $|\Psi'_{U_g}| = O(\text{poly}(n))$ and depth $d' = O(\text{poly}(n))$ [Got97, Chapter 4]³. To prepare $|\psi'_{U_g}\rangle$, we consider the fault-tolerant circuit $\overline{\Psi}'_{U_g}$ associated with Ψ'_{U_g} , according to Corollary 53. Let ρ be the output of $\overline{\Psi}'_{U_g}$, with general circuit noise. Then, from Eq. (182), we have

$$\|\rho - \mathcal{V}(|\psi'_{U_g}\rangle\langle\psi'_{U_g}|)\|_1 \leq O(|\Psi_{U_g}|)(c\delta)^{k/2}, \quad (265)$$

where \mathcal{V} is a superoperator of weight $O(n\delta)$ and k is the parameter from Def. 20. Therefore, $\overline{\Psi}'_{U_g}$ prepares the code state $|\psi'_{U_g}\rangle$ up to an error of weight $O(n\delta)$, with very high accuracy given that k is sufficiently large. From Corollary 53, note that $|\overline{\Psi}'_{U_g}| = |\Psi'_{U_g}| \text{poly}(k) = O(\text{poly}(n) \text{poly}(k))$. The depth \overline{d}' of $\overline{\Psi}'_{U_g}$ is given by, $\overline{d}' = d' O(\text{poly}(k)) = O(\text{poly}(n) \text{poly}(k))$. As discussed in the next paragraph, it suffices to take $k = O(\text{polylog}(\frac{x}{\epsilon}))$. Therefore, we have

$$|\overline{\Psi}'_{U_g}| = O\left(\text{poly}(x) \text{polylog}\left(\frac{1}{\epsilon}\right)\right). \quad (266)$$

$$\overline{d}' = O\left(\text{poly}(x) \text{polylog}\left(\frac{1}{\epsilon}\right)\right). \quad (267)$$

- (ii) **Gate teleportation:** The prepared ancilla state is then used to implement the logic gate on the selected code block, using gate teleportation. On the remaining blocks, error correction circuit is applied.

Error bound on computation. Our state preparation procedure together with the transversality of the gates, used in gate teleportation, imply that only an error of weight $c_g \delta n$, for a constant $c_g > 0$, is introduced during the implementation of the logic gate. By choosing the parameter δ small enough so that $c_g \delta < s - s'$, we can make sure that error can be suppressed in the next error correction cycle, as given in Eq. (263). Therefore, after the t^{th} logical layer of the quantum circuit Φ_ϵ , with the general noise (supposing the last layer is an error correction cycle), we obtain a quantum state ρ_t , which is close to the desired code state $|\psi_t\rangle\langle\psi_t|$ (i.e, the state at the t -th step of Φ_ϵ without noise) in the following sense,

$$\|\rho_t - \mathcal{V}'(|\psi_t\rangle\langle\psi_t|)\|_1 \leq O(t\sqrt{x} \exp(-O(\sqrt{x}\delta))) + O(t|\Psi_{U_g}|)(c\delta)^{k/2}, \quad (268)$$

where \mathcal{V}' is a superoperator of weight $s'n$, with respect to each code block. The first error term on the right hand side of Eq. (268) is due to fault-tolerant error correction (see Eq. (263)), and the second error term is due to the ancilla state preparation (see Eq. (265)). Note that for $t = \text{poly}(x)$, the first term approaches to zero for sufficiently large x . For the second term, using $|\Psi_{U_g}| = O(\text{poly}(n)) = O(\text{poly}(\sqrt{x}))$, and $t = \text{poly}(x)$, it suffices to choose $k = \text{polylog}(\frac{x}{\epsilon})$ to make this term of order ϵ .

³It is possible to reduce the depth of Ψ'_{U_g} to $O(\log n)$ at the cost of extra ancillary qubits [MN01].

Proof of constant qubit overhead. We now count the number of qubits in the quantum circuit Φ_ϵ ,

- (i) **Data qubits:** The number of data qubits corresponding to all the code blocks is given by $\frac{x}{R}$.
- (ii) **Ancilla qubits for generator measurements:** The number of ancilla qubits used for error correction in each block is $n - m$. Therefore, the total number of ancilla qubits needed for error correction is given by, $\frac{(n-m)x}{m} = x(\frac{1}{R} - 1)$.
- (iii) **Ancilla qubits for state preparation:** As discussed before, we can take $k = \text{polylog}(\frac{x}{\epsilon})$ to achieve an error of order ϵ in ancilla state preparation. Since the qubit overhead of preparation according to Corollary 53 is $\text{poly}(k)$; therefore, the number of qubits needed to prepare the ancilla state is given by,

$$O\left(n \text{polylog}\left(\frac{x}{\epsilon}\right)\right) = O\left(\sqrt{x} \text{polylog}\left(\frac{x}{\epsilon}\right)\right). \quad (269)$$

Therefore, the total number of qubits is given by,

$$x' = 2x\frac{1}{R} - 1 + O\left(\sqrt{x} \text{polylog}\left(\frac{x}{\epsilon}\right)\right) = \alpha x + o(n). \quad (270)$$

6.1 Single-shot error correction for QLDPC codes against general errors

For fault-tolerant error correction, one needs to consider the errors on both data qubits and syndrome bits as errors also happen during the syndrome extraction procedure. Usually, syndromes errors are dealt with by extracting several rounds of syndromes [Sho96; Fow+12]. Single-shot error correction uses only a single round of noisy syndrome extraction to perform error correction [Bom15; Cam19]. Recently, it has been shown that the (asymptotically) good quantum LDPC codes of [LZ22], namely, quantum Tanner codes (which are CSS codes), support a single-shot decoding [Gu+24], where Pauli errors are applied on the data qubits, and bit flip errors on the syndrome bits. In this section, we generalize the single shot error correction for general linear error operators on data qubits. This generalization will be needed for the fault-tolerant error correction under the general circuit noise, given in Theorem 80 in the next section.

We below provide a definition of QLDPC codes.

Definition 74 ((r, s) -LDPC codes [Got14]). *A stabilizer code is said to be an (r, s) -LDPC code if there exists a choice of stabilizer generators $\{M_1, \dots, M_l\}$ such that the weight of M_i is at most r , for all $i \in [l]$, and each qubit is non-trivially involved in at most s stabilizer measurements.*

In what follows, we fix a (CSS) QLDPC code C of type (n, m) , and minimum distance d_{\min} and having a single-shot decoding procedure. For example, one can choose a quantum Tanner code from [LZ22] and the decoder analysis of [Gu+24]. We denote the generating set $\{M_1, \dots, M_l\}, l < n$ as in Def. 74 (generally, $l = n - m$). The encoding channel of C is given by $V(\cdot)V^\dagger$, where $V : (\mathbb{C}^2)^{\otimes m} \rightarrow (\mathbb{C}^2)^{\otimes n}$ is an isometry, and the code space $\overline{L} := \text{Im}(V) \subseteq (\mathbb{C}^2)^{\otimes n}$. The error correction map is given by a classical controlled unitary

$\mathcal{U}_{ec} : \mathbb{B}^{\otimes l} \otimes \mathbf{L}((\mathbb{C}^2)^{\otimes n}) \rightarrow \mathbb{B}^{\otimes l} \otimes \mathbf{L}((\mathbb{C}^2)^{\otimes n})$, where $\mathbb{B}^{\otimes l}$ refers to the syndrome bits, that is, the outcome of generator measurements $\{M_1, \dots, M_l\}$. For stabilizer codes, \mathcal{U}_{ec} is a controlled Pauli, where l bits act as control and n qubits as target. For the sake of simplicity of notation, we define $\mathcal{U}_{ec} := U_{ec}(\cdot)U_{ec}^\dagger$, where U_{ec} is a controlled Pauli, with l qubit control and n qubit target.

In the following definition, we recall the stabilizer reduced error weight.

Definition 75 (Stabilizer reduced error weight [Gu+24]). *Consider a CSS code of type (n, m) , and let $X^{\mathbf{e}_x}, \mathbf{e}_x \in \{0, 1\}^n$ be a Pauli X error. Let $|\mathbf{e}_x|$ denote the Hamming weight of \mathbf{e}_x . The stabilizer reduced weight $|\mathbf{e}_x|_{\text{red}}$ of \mathbf{e}_x is defined as,*

$$|\mathbf{e}_x|_{\text{red}} := \min\{|\mathbf{e}'_x| : X^{\mathbf{e}'_x} \text{ is equivalent to } X^{\mathbf{e}_x} \text{ up to stabilizer multiplication}\}.$$

Similarly, we can define stabilizer reduced weight for Pauli Z errors. The stabilizer reduced weight of the total error $\mathbf{e} = (\mathbf{e}_x, \mathbf{e}_z)$ is defined as $|\mathbf{e}|_{\text{red}} := \max\{|\mathbf{e}_x|_{\text{red}}, |\mathbf{e}_z|_{\text{red}}\}$.

Def. 76 and Def. 77 extend the definition of the reduced error weight to linear error operators and superoperators, respectively. To this end, we consider error operators that act jointly on the n physical qubits of the code and on a \bar{n} qubit auxiliary system. This is done keeping in mind that we will consider error correction of multiple code blocks in parallel; therefore, we would need a notion of reduced error weight with respect to each code block.

Definition 76. *Consider a CSS code of type (n, m) . Let $E \in \mathbf{L}((\mathbb{C}^2)^{\otimes n} \otimes (\mathbb{C}^2)^{\otimes \bar{n}})$ be an operator, jointly acting on a code block containing n physical qubits and on an auxiliary system containing \bar{n} qubits. We expand E as,*

$$E = \sum_{\mathbf{e}_x, \mathbf{e}_z \in \{0, 1\}^n} E_{\mathbf{e}_x, \mathbf{e}_z} \otimes X^{\mathbf{e}_x} Z^{\mathbf{e}_z}, \quad (271)$$

where $E_{\mathbf{e}_x, \mathbf{e}_z} := \frac{1}{2^n} \text{Tr}_{[n]}(E(\mathbb{1}_{\bar{n}} \otimes Z^{\mathbf{e}_z} X^{\mathbf{e}_x})) \in \mathbf{L}((\mathbb{C}^2)^{\otimes \bar{n}})$, where $\text{Tr}_{[n]}$ refers to tracing out the n qubits in the code block. The reduced weight of E with respect to the code block is defined as

$$|E|_{\text{red}} := \max\{|\mathbf{e}|_{\text{red}}, \mathbf{e} = (\mathbf{e}_x, \mathbf{e}_z) \in \{0, 1\}^{2n} : E_{\mathbf{e}_x, \mathbf{e}_z} \neq 0\}.$$

Definition 77. *For a superoperator $\mathcal{V} : \mathbf{L}((\mathbb{C}^2)^{\otimes n} \otimes (\mathbb{C}^2)^{\otimes \bar{n}}) \rightarrow \mathbf{L}((\mathbb{C}^2)^{\otimes n} \otimes (\mathbb{C}^2)^{\otimes \bar{n}})$, we say $|\mathcal{V}|_{\text{red}} \leq t$ if there exists a decomposition,*

$$\mathcal{V} = \sum_i E_i(\cdot)E_i^\dagger, \quad (272)$$

such that $\max_i\{|E_i|_{\text{red}}, |E_i'|_{\text{red}}\} \leq t$.

6.1.1 Results for single-shot error correction

Let $\Pi_\sigma \in \mathbf{L}((\mathbb{C}^2)^{\otimes n})$ be the projector on the space corresponding to the syndrome $\sigma := (\sigma_1, \dots, \sigma_l) \in \{0, 1\}^l$, that is,

$$\Pi_\sigma = \prod_{i \in [l]} \frac{1}{2} (1 + (-1)^{\sigma_i} M_i). \quad (273)$$

Let $\sigma_{\mathbf{e}} = (\sigma_{\mathbf{e}_x}, \sigma_{\mathbf{e}_z})$ be the syndrome corresponding to the Pauli error given by $\mathbf{e} = (\mathbf{e}_x, \mathbf{e}_z)$, that is, $\sigma_{\mathbf{e}_x} = H_Z \mathbf{e}_x, \sigma_{\mathbf{e}_z} = H_X \mathbf{e}_z$, where H_Z , and H_X are Z and X type parity check matrices of the code C , respectively. We have for any $|\psi\rangle \in \overline{L}$,

$$\Pi_{\sigma} X^{\mathbf{e}_x} Z^{\mathbf{e}_z} |\psi\rangle = \alpha_{\sigma, \sigma_{\mathbf{e}}} X^{\mathbf{e}_x} Z^{\mathbf{e}_z} |\psi\rangle, \quad (274)$$

where $\alpha_{\sigma, \sigma_{\mathbf{e}}} = 1$ if $\sigma = \sigma_{\mathbf{e}}$ and $\alpha_{\sigma, \sigma_{\mathbf{e}}} = 0$ if $\sigma \neq \sigma_{\mathbf{e}}$. The quantum channel corresponding to the (perfect) syndrome measurement is given by

$$\mathcal{M}_s(\cdot) := \sum_{\sigma \in \{0,1\}^l} |\sigma\rangle\langle\sigma| \otimes \Pi_{\sigma}(\cdot)\Pi_{\sigma} \quad (275)$$

The following channel captures the effect of the syndrome error $\mathbf{e}_s \in \{0,1\}^l$, where the recorded syndrome is σ , but the realized projective measurement is $\Pi_{\sigma \oplus \mathbf{e}_s}$,

$$\mathcal{M}_s^{\mathbf{e}_s}(\cdot) := \sum_{\sigma \in \{0,1\}^l} |\sigma\rangle\langle\sigma| \otimes \Pi_{\sigma \oplus \mathbf{e}_s}(\cdot)\Pi_{\sigma \oplus \mathbf{e}_s}. \quad (276)$$

We below present the one shot-decoding theorem from [Gu+24, Theorem 3.5], stated in a slightly different language. We have taken constant $\alpha = 0$ in [Gu+24, Theorem 3.5] and the constant Ω in the theorem below corresponds to $C/2A$, using the notation from [Gu+24, Eq.(1)]. Informally, the theorem states that if the data error and the syndrome errors are bounded, then the error correction procedure suppresses the input error, even though it may not completely remove it.

Theorem 78 (Single-shot decoding [Gu+24]). *There exists a constant $\Omega > 0$ such that for $R, S, \beta > 0$, satisfying $R, \beta S \leq \Omega$ the following holds: for any quantum state $|\psi\rangle \in \overline{L}$ (i.e. in the code space of the QLDPC code C), and for all data errors $\mathbf{e} = (\mathbf{e}_x, \mathbf{e}_z) \in \{0,1\}^{2n}$, $|\mathbf{e}|_{\text{red}} \leq \beta S n + R n < \frac{d_{\min}}{2}$ (i.e., \mathbf{e} is correctable), and for all syndrome errors $\mathbf{e}_s \in \{0,1\}^l$, $|\mathbf{e}_s| \leq S n$, we have*

$$U_{ec}(|\sigma\rangle \otimes (\Pi_{\sigma \oplus \mathbf{e}_s} X^{\mathbf{e}_x} Z^{\mathbf{e}_z} |\psi\rangle)) = \alpha_{\sigma + \mathbf{e}_s, \sigma_{\mathbf{e}}} |\sigma\rangle \otimes X^{\mathbf{e}'_x} Z^{\mathbf{e}'_z} |\psi\rangle, \quad (277)$$

where $\sigma \in \{0,1\}^n$, $|\mathbf{e}'|_{\text{red}} \leq \beta S n$, and $\alpha_{\sigma, \sigma_{\mathbf{e}}}$ is according to Eq. (274).

Note that Eq. (277) can be stated using the encoding isometry $V : (\mathbb{C}^2)^{\otimes m} \rightarrow (\mathbb{C}^2)^{\otimes n}$

$$U_{ec}(|\sigma\rangle \otimes (\Pi_{\sigma \oplus \mathbf{e}_s} X^{\mathbf{e}_x} Z^{\mathbf{e}_z} V)) = \alpha_{\sigma + \mathbf{e}_s, \sigma_{\mathbf{e}}} |\sigma\rangle \otimes (X^{\mathbf{e}'_x} Z^{\mathbf{e}'_z} V), \quad (278)$$

In the following Corollary, we extend the Theorem 78 for linear error operators.

Corollary 79 (Single-Shot decoding for non-Pauli errors). *Consider parameters $R, S, \beta > 0$ according to Theorem 78. For any quantum state $|\psi\rangle \in \overline{L} \otimes (\mathbb{C}^2)^{\otimes \bar{n}}$, on the joint space of the code space and a \bar{n} qubit auxiliary system, the following holds for all error operators $E \in \mathbf{L}((\mathbb{C}^2)^{\otimes n} \otimes \mathbf{L}((\mathbb{C}^2)^{\otimes \bar{n}}))$, $|E|_{\text{red}} \leq \beta S n + R n < \frac{d_{\min}}{2}$ and syndrome errors $\mathbf{e}_s \in \{0,1\}^l$, $|\mathbf{e}_s| \leq S n$*

$$(\mathbf{1}_{\bar{n}} \otimes U_{ec})(|\sigma\rangle \otimes (\mathbf{1}_{\bar{n}} \otimes \Pi_{\sigma \oplus \mathbf{e}_s}) E |\psi\rangle) = |\sigma\rangle \otimes (E_{\bar{n}} \otimes X^{\mathbf{e}'_x} Z^{\mathbf{e}'_z}) |\psi\rangle, \quad (279)$$

where $\sigma \in \{0,1\}^l$, $E_{\bar{n}} \in \mathbf{L}((\mathbb{C}^2)^{\otimes \bar{n}})$ and $|\mathbf{e}'|_{\text{red}} \leq \beta S n$, $\mathbf{e}' = (\mathbf{e}'_x, \mathbf{e}'_z)$.

Proof. We have that

$$\begin{aligned} (\mathbb{1}_{\bar{n}} \otimes \Pi_{\sigma})E |\psi\rangle &= \sum_{\mathbf{e}} (E_{\mathbf{e}} \otimes \Pi_{\sigma} X^{\mathbf{e}_x} Z^{\mathbf{e}_z}) |\psi\rangle \\ &= \sum_{\mathbf{e}: \sigma_{\mathbf{e}} = \sigma} (E_{\mathbf{e}} \otimes \Pi_{\sigma} X^{\mathbf{e}_x} Z^{\mathbf{e}_z}) |\psi\rangle, \end{aligned} \quad (280)$$

where in the first equality, we use the expansion of E according to Eq. 271. Note that two errors with the same syndrome are separated by either a stabilizer generator or a logical operator. The reduced error weight of a logical operator is at least the minimum distance d_{\min} of the code. Since E is correctable ($|E|_{\text{red}} < d_{\min}/2$), all the errors $\{\mathbf{e} : \sigma_{\mathbf{e}} = \sigma\}$ in Eq. (280) are stabilizer equivalent to each other; therefore, Eq. (280) reduces to

$$(\mathbb{1}_{\bar{n}} \otimes \Pi_{\sigma})E |\psi\rangle = (E_{\bar{n}} \otimes \Pi_{\sigma} X^{\mathbf{e}_x} Z^{\mathbf{e}_z}) |\psi\rangle, \quad (281)$$

where $\mathbf{e} = (\mathbf{e}_x, \mathbf{e}_z)$, $|\mathbf{e}|_{\text{red}} \leq \beta S n + R n$ is such that $\sigma_{\mathbf{e}} = \sigma$, and $E_{\bar{n}} = \sum_{\mathbf{e}: \sigma_{\mathbf{e}} = \sigma} E_{\mathbf{e}}$. We now have

$$\begin{aligned} (\mathbb{1}_{\bar{n}} \otimes U_{ec})(|\sigma\rangle \otimes (\mathbb{1}_{\bar{n}} \otimes \Pi_{\sigma \oplus \mathbf{e}_s})E |\psi\rangle) &= (\mathbb{1}_{\bar{n}} \otimes U_{ec})(|\sigma\rangle \otimes (E_{\bar{n}} \otimes \Pi_{\sigma \oplus \mathbf{e}_s} X^{\mathbf{e}_x} Z^{\mathbf{e}_z}) |\psi\rangle) \\ &= |\sigma\rangle \otimes (E_{\bar{n}} \otimes X^{\mathbf{e}'_x} Z^{\mathbf{e}'_z}) |\psi\rangle, \end{aligned} \quad (282)$$

where the first equality uses Eq. (281) (note that U_{ec} acts on the syndrome state and the code block) and in the second equality, $|\mathbf{e}'|_{\text{red}} \leq \beta S n$, using Theorem 78 (see also Eq. (277)). \square

6.2 Single-shot error correction against the general circuit noise

In this section, we consider syndrome extraction circuit of a QLDPC code under the general circuit noise with parameter δ . We show that the single shot error correction, i.e., the error correction based on the single round of noisy syndrome, suppresses the input error on any code state given that δ is sufficiently small (see Theorem 80 below).

We know that for QLDPC codes, there exists a syndrome extraction circuit of constant (i.e., independent of n) depth [Got14]. Throughout this section, we denote by Φ , the syndrome extraction circuit. Let $d = O(1)$ be the depth of Φ . The syndrome extraction circuit Φ contains the following steps (see also Fig. 12),

- 1 **Initialization:** Input of the circuit Φ corresponds to the n data (physical) qubits of the QLDPC code. At the first layer $i = 1$ of the quantum circuit, we initialize l ancilla qubits in $|0\rangle$ or $|+\rangle$ state.
- 2 **Entanglement:** For layers $i = 2, \dots, d-1$, the data qubits are entangled with ancilla qubits by applying CNOT or CZ gates.
- 3 **Measurement:** At the last layer $i = d$, the ancilla qubits are measured in the Pauli Z or X basis.

We denote the set of data qubits by D , and the set of ancilla qubits by A . The quantum channel realized by the circuit Φ is given by,

$$\mathcal{T}_{\Phi} := \mathcal{T}_d \circ \dots \circ \mathcal{T}_1, \quad (283)$$

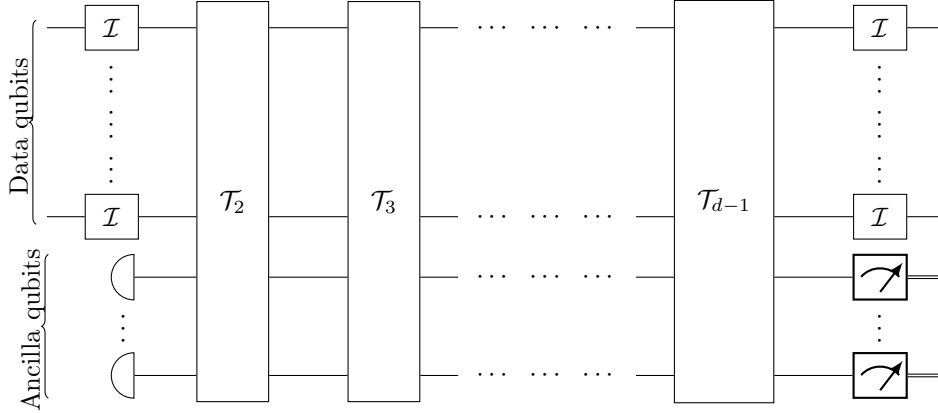


Figure 12: The figure shows the channel \mathcal{T}_Φ realized by the syndrome extraction circuit Φ . At the first layer $i = 1$, the ancilla qubits are initialized and at the last layer $i = d$, they are measured. For intermediate layers $i = 2, \dots, d - 1$, the data and ancilla qubits are entangled, using two qubit gates.

where $\mathcal{T}_i := \otimes_{j=1}^{t_i} \mathcal{T}_{ij}$, $i \in [d]$ refers to the quantum channel corresponding to the i^{th} layer, with \mathcal{T}_{ij} being the channel corresponding to the location (i, j) , and t_i being the number of locations (including idle gates) at that layer (see also Def. 17). Note that $n \leq t_i < 2n, \forall i \in [d]$. The upper bound follows using that the number of locations at any layer could not be more than $n + l < 2n$. The lower bound follows using that the maximum number of two qubit locations at any layer is l (since for any two qubit location acts on a data and an ancilla qubit).

Applying the general circuit noise with parameter δ on Φ , we get the set of quantum channels $\text{Trans}(\Phi, \delta)$ (see also Section 2.5). Any $\tilde{\mathcal{T}}_\Phi \in \text{Trans}(\Phi, \delta)$ can be written as,

$$\tilde{\mathcal{T}}_\Phi = \tilde{\mathcal{T}}_d \circ \dots \circ \tilde{\mathcal{T}}_1, \quad (284)$$

where $\tilde{\mathcal{T}}_i = \otimes_{j=1}^{t_i} \tilde{\mathcal{T}}_{ij}$, with $\tilde{\mathcal{T}}_{ij}$ such that $\|\tilde{\mathcal{T}}_{ij} - \mathcal{T}_{ij}\|_\diamond \leq \delta$. We will use notations $\mathcal{T}_{[i]} := \mathcal{T}_i \circ \dots \circ \mathcal{T}_1$ and $\tilde{\mathcal{T}}_{[i]} := \tilde{\mathcal{T}}_i \circ \dots \circ \tilde{\mathcal{T}}_1$, for $1 < i < d - 1$.

In the following theorem, we consider parallel error correction of several code blocks of the QLDPC code as previously considered in the proof sketch of Theorem 73. We show that if the input error is bounded in each code block, the single shot error correction, supposing the general circuit noise for the syndrome extraction circuit, suppresses the input error in each code block. Hence, errors can be suppressed in all the code blocks in parallel.

Theorem 80. Consider constants $R, S, \beta > 0$ from Corollary 79, and δ such that $5\delta 2^{d+1} \leq S$, where d is the depth of the syndrome extraction circuit Φ . For an integer $h \geq 1$, consider h code blocks of the LDPC code C , and their parallel error correction. For the i^{th} code block, let (D_i, A_i) denote the data and ancilla qubits, \bar{L}^i denote the code space and Φ^i denote the syndrome extraction circuit. Then, for any $|\psi\rangle \in \otimes_i \bar{L}^i$, and any superoperator \mathcal{V} on $|\psi\rangle\langle\psi|$, such that $|\mathcal{V}|_{\text{red}} \leq \beta S n + R n$, with respect to all the code blocks $i \in [h]$, and any $\tilde{\mathcal{T}}_{\Phi^i} \in \text{Trans}(\Phi^i, \delta)$, $i \in [h]$, the following holds for $\kappa := (ed + 1)$ and n sufficiently large,

such that $h\kappa e \exp(-\frac{n\delta}{3}) \leq 1$ (e being Euler's constant),

$$\left\| \left(\otimes_{i \in [h]} (\text{Tr}_{A_i} \circ \mathcal{U}_{ec} \circ \tilde{\mathcal{T}}_{\Phi^i}) \right) (\mathcal{V}(|\psi\rangle\langle\psi|)) - \mathcal{V}'(|\psi\rangle\langle\psi|) \right\|_1 \leq h\kappa e \exp(-\frac{n\delta}{3}), \quad (285)$$

where \mathcal{U}_{ec} is the error correction channel, Tr_{A_i} refers to tracing out ancilla qubits in A_i , and \mathcal{V}' is a superoperator on h code blocks, satisfying $|\mathcal{V}'|_{\text{red}} \leq \beta S n + 5n\delta 2^{d+1}$, with respect to all the code blocks $i \in [h]$.

Given that $h = \text{poly}(n)$, the right hand side of Eq. (285) approaches zero as n goes to infinity. Note that if $\delta \leq \frac{R}{5 \times 2^{d+1}}$, then $|\mathcal{V}'|_{\text{red}} \leq |\mathcal{V}|_{\text{red}}$ in Theorem 80. Therefore, choosing a sufficiently large n , one can do multiple rounds of error correction, creating a fault-tolerant memory.

Before proving Theorem 80, we provide Lemma 81, which shows that any $\tilde{\mathcal{T}}_{\Phi} \in \text{Trans}(\Phi, \delta)$ can be approximated by a superoperator $\bar{\mathcal{T}}_{\Phi} = \mathcal{T}_{\Phi_d} \circ \mathcal{N} \circ \mathcal{T}_{\Phi_{[d-1]}}$, where \mathcal{N} is a superoperator of weight $O(n\delta)$. Therefore, the errors that happen in the circuit Φ can be pushed just before the single qubit measurements are applied on ancilla qubits, that is, between the layers $d-1$ and d of the circuit. Intuitively, the weight of \mathcal{N} is $O(n\delta)$ due to the constant depth of the circuit Φ , which does not allow errors to propagate too much.

Lemma 81. *For any n such that $\exp(-\frac{n\delta}{3}) \leq \frac{1}{\kappa}$, $\kappa = ed + 1$, and any $\tilde{\mathcal{T}}_{\Phi} \in \text{Trans}(\Phi, \delta)$, there exists a superoperator $\bar{\mathcal{T}}_{\Phi}$ such that*

$$\|\tilde{\mathcal{T}}_{\Phi} - \bar{\mathcal{T}}_{\Phi}\|_{\diamond} < \kappa \exp(-\frac{n\delta}{3}), \quad (286)$$

and,

$$\bar{\mathcal{T}}_{\Phi} = \mathcal{T}_d \circ \mathcal{N} \circ \mathcal{T}_{[d-1]}, \quad (287)$$

where \mathcal{N} is a superoperator of weight $5n\delta 2^{d+1}$.

Proof. We consider the first $d-1$ layers of the circuit Φ (i.e., $\mathcal{T}_{[d-1]}$) and the last layer (i.e., \mathcal{T}_d), separately. We approximate any $\tilde{\mathcal{T}}_{[d-1]}$ by a superoperator $\bar{\mathcal{T}}_{[d-1]} = \mathcal{N}_{[d-1]} \circ \mathcal{T}_{[d-1]}$, and $\tilde{\mathcal{T}}_d$ by a superoperator $\bar{\mathcal{T}}_d = \mathcal{T}_d \circ \mathcal{N}_d$, where the weights of $\mathcal{N}_{[d-1]}$ and \mathcal{N}_d are given by $5n\delta(2^d - 4)$, and $10n\delta$ respectively. We then take $\bar{\mathcal{T}}_{\Phi} := \bar{\mathcal{T}}_d \circ \bar{\mathcal{T}}_{[d-1]}$, which satisfies Eq. (286) and Eq. (287).

For each layer i of the circuit, we do the following familiar expansion,

$$\begin{aligned} \tilde{\mathcal{T}}_i &= \otimes_{j=1}^{t_i} (\mathcal{T}_{ij} + (\tilde{\mathcal{T}}_{ij} - \mathcal{T}_{ij})) \\ &= \sum_{B \subseteq [t_i]} (\otimes_{j \in [t_i] \setminus B} \mathcal{T}_{ij}) \otimes (\otimes_{j \in B} (\tilde{\mathcal{T}}_{ij} - \mathcal{T}_{ij})) \end{aligned}$$

For an $s > 0$, we take $\bar{\mathcal{T}}_i$ to be as follows,

$$\bar{\mathcal{T}}_i := \sum_{B \subseteq [t_i], |B| \leq s} (\otimes_{j \in [t_i] \setminus B} \mathcal{T}_{ij}) \otimes (\otimes_{j \in B} (\tilde{\mathcal{T}}_{ij} - \mathcal{T}_{ij})) \quad (288)$$

Using a similar calculation as in the proof of Theorem 67, it can be seen that for $s = 5t_i\delta$ (using $t_i \geq n$)

$$\|\tilde{\mathcal{T}}_i - \bar{\mathcal{T}}_i\|_{\diamond} \leq \exp(-\frac{t_i\delta}{3}) \leq \exp(-\frac{n\delta}{3}). \quad (289)$$

For $\overline{\mathcal{T}}_{[d-1]} = \overline{\mathcal{T}}_{d-1} \circ \dots \circ \overline{\mathcal{T}}_1$, we have

$$\begin{aligned} \|\tilde{\mathcal{T}}_{[d-1]} - \overline{\mathcal{T}}_{[d-1]}\|_{\diamond} &\leq \|\tilde{\mathcal{T}}_{[d-1]} - \overline{\mathcal{T}}_{d-1} \circ \tilde{\mathcal{T}}_{[d-2]}\|_{\diamond} + \|\overline{\mathcal{T}}_{d-1} \circ \tilde{\mathcal{T}}_{[d-2]} - \overline{\mathcal{T}}_{[d-1]}\|_{\diamond} \\ &\leq \|\tilde{\mathcal{T}}_{d-1} - \overline{\mathcal{T}}_{d-1}\|_{\diamond} + \|\overline{\mathcal{T}}_{d-1}\|_{\diamond} \|\tilde{\mathcal{T}}_{[d-2]} - \overline{\mathcal{T}}_{[d-2]}\|_{\diamond} \\ &\leq \exp(-\frac{n\delta}{3}) + \left(1 + \exp(-\frac{n\delta}{3})\right) \|\tilde{\mathcal{T}}_{[d-2]} - \overline{\mathcal{T}}_{[d-2]}\|_{\diamond}, \end{aligned}$$

where the first inequality uses the triangle inequality, the second equality uses $\|\mathcal{T}_2 \circ \mathcal{T}_1\|_{\diamond} \leq \|\mathcal{T}_2\|_{\diamond} \|\mathcal{T}_1\|_{\diamond}$, and the last inequality uses $\|\overline{\mathcal{T}}_{d-1}\|_{\diamond} \leq \|\overline{\mathcal{T}}_{d-1} - \tilde{\mathcal{T}}_{d-1}\|_{\diamond} + \|\tilde{\mathcal{T}}_{d-1}\|_{\diamond} \leq (\exp(-\frac{n\delta}{3}) + 1)$. Applying the above recursively, we get

$$\begin{aligned} \|\tilde{\mathcal{T}}_{[d-1]} - \overline{\mathcal{T}}_{[d-1]}\|_{\diamond} &\leq (1 + (1 + \exp(-\frac{n\delta}{3})) + \dots + (1 + \exp(-\frac{n\delta}{3}))^{d-2}) \exp(-\frac{n\delta}{3}) \\ &< e(d-1) \exp(-\frac{n\delta}{3}), \end{aligned} \quad (290)$$

where in the second inequality, we have used $\exp(-\frac{n\delta}{3}) \leq \frac{1}{ed+1} < \frac{1}{d-1} \implies \ln(1 + \exp(-\frac{n\delta}{3})) < \frac{1}{d-1} \implies (1 + \exp(-\frac{n\delta}{3}))^{d-1} < e$.

Note from Eq. (288) that $\overline{\mathcal{T}}_i$ can be written as linear combination of the following terms for a subset of gates $F \subseteq [t_i]$, $|F| \leq 5t_i\delta$

$$(\otimes_{j \in [t_i] \setminus F} \mathcal{T}_{ij}) \otimes (\otimes_{j \in F} \tilde{\mathcal{T}}_{ij}). \quad (291)$$

Since $\mathcal{T}_{ij}, \forall i \in [d-1]$ corresponds to either a unitary or a state preparation (all the measurements are performed at the last layer), we have that

$$\tilde{\mathcal{T}}_{ij} = \mathcal{N}_{ij} \circ \mathcal{T}_{ij}, \quad (292)$$

where \mathcal{N}_{ij} is a quantum channel. Note that $\mathcal{N}_{ij} = \tilde{\mathcal{T}}_{ij} \circ \mathcal{T}_{ij}^{\dagger}$ if \mathcal{T}_{ij} is a unitary and $\mathcal{N}_{ij} = \tilde{\mathcal{T}}_{ij} \circ \text{Tr}$ if \mathcal{T}_{ij} is a state preparation channel, preparing a single qubit state. Therefore, we have

$$(\otimes_{j \in [t_i] \setminus F} \mathcal{T}_{ij}) \otimes (\otimes_{j \in F} \tilde{\mathcal{T}}_{ij}) = \mathcal{N}_{i, F'} \circ (\otimes_{j \in [t_i]} \mathcal{T}_{ij}) \quad (293)$$

$$= \mathcal{N}_{i, F'} \circ \mathcal{T}_i, \quad (294)$$

where $\mathcal{N}_{i, F'} := (\otimes_{j \in [t_i] \setminus F} \mathcal{I}_{ij}) \otimes (\otimes_{j \in F} \mathcal{N}_{ij})$, with F' being the set of qubits on which the gates in F act. Note that $|F'| \leq 2|F|$ as Φ contains only single and two qubit gates. Therefore, $\overline{\mathcal{T}}_i = \mathcal{N}_i \circ \mathcal{T}_i$, where \mathcal{N}_i is a superoperator of weight $5n\delta$ (as it is linear combination of channels $\mathcal{N}_{i, F'}$).

Consider the set of qubits F' at the layer i . Let $\text{Shade}(F')$ be the set of qubits after the $(d-1)^{\text{th}}$ layer of the quantum circuit Φ that depend on the qubits in F' . In other words, $\text{Shade}(F')$ is the set of qubits in the forward light cone of the set F' after applying layers $i+1, \dots, d-1$. As Φ contains only single and two qubit gates, $|\text{Shade}(F')| \leq 2^{d-i-1}|F'| \leq 2^{d-i}|F| \leq 2^{d-i}5t_i\delta < 5n\delta 2^{d-i+1}$ (where the last inequality uses $t_i \leq n+l < 2n$).

Using the unitarity of $\mathcal{T}_i, i \in [d-1]$, we can push $\mathcal{N}_{i, F'}$ to the left as follows,

$$\mathcal{T}_{d-1} \circ \dots \circ (\mathcal{N}_{i, F'} \circ \mathcal{T}_i) \circ \dots \circ \mathcal{T}_1 = \mathcal{N}'_{i, \text{Shade}(F')} \circ \mathcal{T}_{[d-1]}, \quad (295)$$

where $\mathcal{N}'_{i, \text{Shade}(F')}$ is a quantum channel that acts non-trivially only on $\text{Shade}(F')$, where $|\text{Shade}(F')| \leq 2^{d-i+1}$. We now apply Eq. (295) for each layer $i = d-1, \dots, 1$ in that order and get the following,

$$\overline{\mathcal{T}}_{[d-1]} = \mathcal{N}_{[d-1]} \circ \mathcal{T}_{[d-1]}, \quad (296)$$

where $\mathcal{N}_{[d-1]}$ is a linear combination of quantum channels that act non-trivially on at most $5n\delta(2^2 + \dots + 2^d) = 5n\delta(2^{d+1} - 4)$ qubits. Therefore, the weight of \mathcal{N} is given by $5n\delta(2^{d+1} - 4)$.

We now consider the d^{th} layer of the circuit Φ . We have $\mathcal{T}_d = (\otimes_{j \in D} \mathcal{I}_j) \otimes (\otimes_{j \in A} \mathcal{M}_j)$, where \mathcal{M}_j corresponds to the single qubit measurement in Pauli Z basis (recall that D is the set of data qubits with $|D| = n$ and A is the set of ancilla qubits with $|A| = l$). Consider now $\tilde{\mathcal{T}}_d$ and the corresponding approximation $\bar{\mathcal{T}}_d$ from Eq. (288), obtained by using $t_d = n + l$,

$$\begin{aligned} \bar{\mathcal{T}}_d = & \sum_{\substack{B_1 \subseteq D, B_2 \subseteq A \\ |B_1| + |B_2| \leq 5(n+l)\delta}} (\otimes_{j \in D \setminus B_1} \mathcal{I}_j) \otimes (\otimes_{j \in A \setminus B_2} \mathcal{M}_j) \\ & \otimes (\otimes_{j \in B_1} (\tilde{\mathcal{I}}_j - \mathcal{I}_j)) \otimes (\otimes_{j \in B_2} (\tilde{\mathcal{M}}_j - \mathcal{M}_j)), \end{aligned}$$

which satisfies,

$$\|\tilde{\mathcal{T}}_d - \bar{\mathcal{T}}_d\|_{\diamond} \leq \exp\left(-\frac{n\delta}{3}\right). \quad (297)$$

The superoperator $\bar{\mathcal{T}}_d$ can be written as the linear combination of the following channels for a subset of qubits $F_1 \subseteq D, F_2 \subseteq A$, such that $|F_1| + |F_2| \leq 5(n+l)\delta < 10n\delta$,

$$(\otimes_{j \in D \setminus F_1} \mathcal{I}_j) \otimes (\otimes_{j \in A \setminus F_2} \mathcal{M}_j) \otimes (\otimes_{j \in F_1} \tilde{\mathcal{I}}_j) \otimes (\otimes_{j \in F_2} \tilde{\mathcal{M}}_j). \quad (298)$$

Consider single qubit measurement $\mathcal{M}_j : \mathbf{L}(\mathbb{C}^2) \rightarrow \mathbb{B}$ in the computational basis defined by $\mathcal{M}(\cdot) = \sum_{a \in \{0,1\}} \text{Tr}(|a\rangle\langle a| \cdot) |a\rangle\langle a|$. The noisy measurement $\tilde{\mathcal{M}}_j : \mathbf{L}(\mathbb{C}^2) \rightarrow \mathbb{B}$ corresponds to a quantum channel $\tilde{\mathcal{M}}_j(\cdot) = \sum_a \text{Tr}(P_a \cdot) |a\rangle\langle a|$, where $P_a \geq 0$, $\sum_a P_a = \mathbf{1}$. It can be seen that $\tilde{\mathcal{M}}_j = \mathcal{M}_j \circ \mathcal{N}_j$, where the channel \mathcal{N}_j is given by (see also Naimark's theorem [Wat18, Theorem 2.42])

$$\mathcal{N}_j = \text{Tr}_B(W_{A \rightarrow BE}(\cdot)W_{A \rightarrow BE}^\dagger), \quad W_{A \rightarrow BE} := \sum_a \sqrt{P_a} \otimes |a\rangle_E. \quad (299)$$

Therefore,

$$\begin{aligned} & (\otimes_{j \in D \setminus F_1} \mathcal{I}_j) \otimes (\otimes_{j \in A \setminus F_2} \mathcal{M}_j) \otimes (\otimes_{j \in F_1} \tilde{\mathcal{I}}_j) \otimes (\otimes_{j \in F_2} \tilde{\mathcal{M}}_j) \\ & = (\otimes_{j \in D} \mathcal{I}_j) \otimes (\otimes_{j \in A} \mathcal{M}_j) \circ \mathcal{N}_{d, F_1, F_2} \\ & = \mathcal{T}_d \circ \mathcal{N}_{d, F_1, F_2}, \end{aligned} \quad (300)$$

where $\mathcal{N}_{d, F_1, F_2} := (\otimes_{j \in D \setminus F_1} \mathcal{I}_j) \otimes (\otimes_{j \in A \setminus F_2} \mathcal{I}_j) \otimes (\otimes_{j \in F_1} \tilde{\mathcal{I}}_j) \otimes (\otimes_{j \in F_2} \mathcal{N}_j)$. Therefore, we have

$$\bar{\mathcal{T}}_d = \mathcal{T}_d \circ \mathcal{N}_d, \quad (301)$$

where \mathcal{N}_d is a superoperator of weight $10n\delta$. Finally, from Eq. (290) and Eq. (297), we get

$$\begin{aligned} \|\tilde{\mathcal{T}}_\Phi - \bar{\mathcal{T}}_\Phi\|_{\diamond} & \leq \|\tilde{\mathcal{T}}_d - \bar{\mathcal{T}}_d\|_{\diamond} + \|\bar{\mathcal{T}}_d\|_{\diamond} \|\tilde{\mathcal{T}}_{[d-1]} - \bar{\mathcal{T}}_{[d-1]}\|_{\diamond} \\ & \leq \exp\left(-\frac{n\delta}{3}\right) + (1 + \exp\left(-\frac{n\delta}{3}\right))e(d-1)\exp\left(-\frac{n\delta}{3}\right) \\ & < (ed + 1)\exp\left(-\frac{n\delta}{3}\right), \end{aligned} \quad (302)$$

where the second inequality uses Eq. (290) and Eq. (297) and $\|\bar{\mathcal{T}}_d\|_{\diamond} \leq (1 + \exp(-\frac{n\delta}{3}))$, and the third inequality uses $\exp(-\frac{n\delta}{3}) \leq \frac{1}{ed+1} < \frac{1}{d-1}$. Furthermore, $\bar{\mathcal{T}}_\Phi = \mathcal{T}_d \circ \mathcal{N} \circ \mathcal{T}_{[d-1]}$, where $\mathcal{N} := \mathcal{N}_d \circ \mathcal{N}_{[d-1]}$ is a quantum channel of weight $5n\delta 2^{d+1}$. Therefore, Eq. (286) and Eq. (287) hold. \square

We now prove Theorem 80.

Proof of Theorem 80: Similarly to Eq. (290), using triangle inequality, and equality $\|\mathcal{T}_1 \otimes \mathcal{T}_2\|_\diamond = \|\mathcal{T}_1\|_\diamond \|\mathcal{T}_2\|_\diamond$ for any superoperators $\mathcal{T}_1, \mathcal{T}_2$ [Kit97], we get from Eq. (286)

$$\begin{aligned}
& \|(\otimes_{i \in [h]} \tilde{\mathcal{T}}_{\Phi^i}) - (\otimes_{i \in [h]} \bar{\mathcal{T}}_{\Phi^i})\|_\diamond \\
& \leq \left(1 + (1 + \kappa \exp(-\frac{n\delta}{3})) + \cdots + (1 + \kappa \exp(-\frac{n\delta}{3}))^{h-1}\right) \kappa \exp(-\frac{n\delta}{3}) \\
& \leq h(1 + \kappa \exp(-\frac{n\delta}{3}))^h \kappa \exp(-\frac{n\delta}{3}) \\
& \leq h\kappa \exp(h\kappa \exp(-\frac{n\delta}{3})) \exp(-\frac{n\delta}{3}) \\
& \leq h\kappa e \exp(-\frac{n\delta}{3}), \tag{303}
\end{aligned}$$

where in the second to last inequality, we have used $(1+x)^h \leq e^{xh}$, and the last inequality uses the assumption $h\kappa \exp(-\frac{n\delta}{3}) \leq \frac{1}{e} \leq 1$. From Eq. (303), we have

$$\begin{aligned}
& \left\| \left(\otimes_{i \in [h]} (\text{Tr}_{A_i} \circ \mathcal{U}_{ec} \circ \tilde{\mathcal{T}}_{\Phi^i}) \right) (\mathcal{V}(|\psi\rangle\langle\psi|)) - \left(\otimes_{i \in [h]} (\text{Tr}_{A_i} \circ \mathcal{U}_{ec}^i \circ \bar{\mathcal{T}}_{\Phi^i}) \right) (\mathcal{V}(|\psi\rangle\langle\psi|)) \right\|_1 \\
& \leq h\kappa e \exp(-\frac{n\delta}{3}). \tag{304}
\end{aligned}$$

We now show that for any superoperator \mathcal{V} , such that $|\mathcal{V}|_{\text{red}} \leq \beta S n + R n$ with respect to all the code blocks $i \in [h]$, we have

$$\left(\otimes_{i \in [h]} (\text{Tr}_{A_i} \circ \mathcal{U}_{ec}^i \circ \bar{\mathcal{T}}_{\Phi^i}) \right) (\mathcal{V}(|\psi\rangle\langle\psi|)) = \mathcal{V}'(|\psi\rangle\langle\psi|), \tag{305}$$

where $|\mathcal{V}'|_{\text{red}} \leq \beta S n + 5n\delta 2^{d+1}$ is satisfied for all the code blocks $i \in [h]$. Then, from Eq. (304) and Eq. (305), we get Eq. (285).

Firstly, note that the first $d-1$ layers of the quantum circuit Φ realizes an isometry on the data qubits

$$\mathcal{T}_{[d-1]}(\cdot) = U_{[d-1]}(\cdot \otimes |0\rangle\langle 0|^{\otimes l}) U_{[d-1]}^\dagger, \tag{306}$$

where $U_{[d-1]}$ is a unitary such that,

$$(\mathbf{1}_D \otimes \langle \sigma |_A) U_{[d-1]}(\cdot \otimes |0\rangle^{\otimes l}) = \Pi_\sigma \cdot. \tag{307}$$

Recall that $\Pi_\sigma \in \mathbf{L}((\mathbb{C}^2)^{\otimes n})$ is the projector on the space corresponding to the syndrome $\sigma \in \{0, 1\}^l$. The last layer of Φ realizes a single qubit Pauli measurement on the ancilla qubits; therefore, the corresponding quantum channel is given by,

$$\mathcal{T}_d = \left(\otimes_{j \in D} \mathcal{I}_j \right) \otimes \sum_{\sigma \in \{0, 1\}^l} |\sigma\rangle\langle\sigma| (\cdot) |\sigma\rangle\langle\sigma|. \tag{308}$$

We now focus on error correction for a fixed code block $j \in [h]$. Consider data qubits D_j and the ancilla qubits A_j corresponding to this block. Recall from Lemma 81 that $\bar{\mathcal{T}}_{\Phi^j} = \mathcal{T}_d^j \circ \mathcal{N}^j \circ \mathcal{T}_{[d-1]}^j$, where the superoperator \mathcal{N}^j acts on the joint system $D_j \cup A_j$

and its weight is given by $5n\delta 2^{d+1}$. Therefore, \mathcal{N}^j can be written as linear combination of superoperators of the form $W(\cdot)W'$, where W, W' are operators acting on the joint system $D_j \cup A_j$, and their weight is $5n\delta 2^{d+1}$. Here, for the sake of simplicity, we replace \mathcal{N} by $W(\cdot)W'$. Similarly, we replace \mathcal{V} by $E(\cdot)E'$, where E, E' are the operators that act on the joint code blocks $\cup_{i \in [h]} D_i$, satisfying $|E|_{\text{red}}, |E'|_{\text{red}} \leq \beta S n + R n$, for any code block $i \in [h]$.

For an $\mathbf{e}_x \in \{0, 1\}^{n+l}$ indicating Pauli X error on the data and ancilla qubits in the j^{th} code block, we define $\mathbf{e}_x := (\mathbf{e}_x|_{D_j}, \mathbf{e}_x|_{A_j})$, where $\mathbf{e}_x|_{D_j} \in \{0, 1\}^n$ indicates the X error on the data qubits and $\mathbf{e}_x|_{A_j} \in \{0, 1\}^l$ on the ancilla qubits. Similarly, we use $\mathbf{e}_z := (\mathbf{e}_z|_{D_j}, \mathbf{e}_z|_{A_j})$ for Pauli Z errors. Furthermore, for the sake of clarity, we use notation $|U_{[d-1]}E\psi\rangle := ((\otimes_{i \neq j} \mathbb{1}_{D_i}) \otimes U_{[d-1]}) (E|\psi\rangle \otimes |0\rangle_{A_j}^{\otimes l})$, that is, the joint data-ancilla state after the $(d-1)^{\text{th}}$ layer of syndrome extraction applied on the j^{th} code block. For any measurement outcome $\sigma \in \{0, 1\}^l$ corresponding to ancilla qubit measurements in the d^{th} layer of the syndrome extraction circuit, we have

$$\begin{aligned}
& \left((\otimes_{i \neq j} \mathbb{1}_{D_i}) \otimes (\mathbb{1}_{D_j} \otimes \langle \sigma |_{A_j}) W \right) |U_{[d-1]}E\psi\rangle \\
&= \sum_{\mathbf{e}_x, \mathbf{e}_z \in \{0, 1\}^{n+l}} W_{\mathbf{e}_x, \mathbf{e}_z} \left((\otimes_{i \neq j} \mathbb{1}_{D_i}) \otimes \left((\mathbb{1}_{D_j} \otimes \langle \sigma |_{A_j}) X^{\mathbf{e}_x} Z^{\mathbf{e}_z} \right) \right) |U_{[d-1]}E\psi\rangle \\
&= \sum_{\mathbf{e}_x, \mathbf{e}_z} W_{\mathbf{e}_x, \mathbf{e}_z} \left((\otimes_{i \neq j} \mathbb{1}_{D_i}) \otimes (X^{\mathbf{e}_x|_{D_j}} Z^{\mathbf{e}_z|_{D_j}} \otimes \langle \sigma |_{A_j} X^{\mathbf{e}_x|_{A_j}} Z^{\mathbf{e}_z|_{A_j}}) \right) |U_{[d-1]}E\psi\rangle \\
&= \sum_{\mathbf{e}_x, \mathbf{e}_z|_{D_j}} W_{\mathbf{e}_x, \mathbf{e}_z|_{D_j}} \left((\otimes_{i \neq j} \mathbb{1}_{D_i}) \otimes (X^{\mathbf{e}_x|_{D_j}} Z^{\mathbf{e}_z|_{D_j}} \otimes \langle \sigma \oplus \mathbf{e}_x |_{A_j} |) \right) |U_{[d-1]}E\psi\rangle \\
&= \sum_{\mathbf{e}_x, \mathbf{e}_z|_{D_j}} W_{\mathbf{e}_x, \mathbf{e}_z|_{D_j}} \left((\otimes_{i \neq j} \mathbb{1}_{D_i}) \otimes X^{\mathbf{e}_x|_{D_j}} Z^{\mathbf{e}_z|_{D_j}} \Pi_{(\sigma \oplus \mathbf{e}_x|_{A_j})} \right) E|\psi\rangle \tag{309}
\end{aligned}$$

where in the first equality, we expand W in the Pauli basis, and in the third equality, $W_{\mathbf{e}_x, \mathbf{e}_z|_{D_j}} := \sum_{\mathbf{e}_z|_{A_j}} W_{\mathbf{e}_x, \mathbf{e}_z}$. In the last equality, we use Eq. (307). As the weight of W is $5n\delta 2^{d+1}$, it follows that the Hamming weights of $\mathbf{e}_x|_{D_j}, \mathbf{e}_z|_{D_j}$ are upper bounded by $5n\delta 2^{d+1}$.

Applying the error correction U_{ec} on the data qubits corresponding to j^{th} code block, when the observed syndrome is $\sigma \in \{0, 1\}^l$, we get

$$\begin{aligned}
& \left((\otimes_{i \neq j} \mathbb{1}_{D_i}) \otimes U_{ec}(\mathbb{1}_{D_j} \otimes |\sigma\rangle\langle \sigma |_{A_j}) W \right) |U_{[d-1]}E\psi\rangle \\
&= \sum_{\mathbf{e}_x, \mathbf{e}_z|_{D_j}} W_{\mathbf{e}_x, \mathbf{e}_z|_{D_j}} \left((\otimes_{i \neq j} \mathbb{1}_{D_i}) \otimes U_{ec}(|\sigma\rangle \otimes X^{\mathbf{e}_x|_{D_j}} Z^{\mathbf{e}_z|_{D_j}} \Pi_{(\sigma \oplus \mathbf{e}_x|_{A_j})}) \right) E|\psi\rangle \\
&= \sum_{\mathbf{e}_x, \mathbf{e}_z|_{D_j}} W'_{\mathbf{e}_x, \mathbf{e}_z|_{D_j}} \left((\otimes_{i \neq j} \mathbb{1}_{D_i}) \otimes X^{\mathbf{e}_x|_{D_j}} Z^{\mathbf{e}_z|_{D_j}} U_{ec}(|\sigma\rangle \otimes \Pi_{(\sigma \oplus \mathbf{e}_x|_{A_j})}) \right) E|\psi\rangle \\
&= |\sigma\rangle \otimes \left(\sum_{\mathbf{e}_x, \mathbf{e}_z|_{D_j}} W'_{\mathbf{e}_x, \mathbf{e}_z|_{D_j}} \left((\otimes_{i \neq j} \mathbb{1}_{D_i}) \otimes X^{\mathbf{e}_x|_{D_j}} Z^{\mathbf{e}_z|_{D_j}} \right) (E_{\neq j} \otimes X^{\mathbf{e}'_x} Z^{\mathbf{e}'_z}) |\psi\rangle \right), \tag{310}
\end{aligned}$$

where the first equality uses Eq. (309), in the second equality, we use the fact that U_{ec} is a controlled Pauli, and $W'_{\mathbf{e}_x, \mathbf{e}_z|_{D_j}} = \pm W_{\mathbf{e}_x, \mathbf{e}_z|_{D_j}}$, and in the last equality, using Corollary 79, we have $E_{\neq j} = \frac{1}{2^n} \sum_{\bar{\mathbf{e}}: \sigma_{\bar{\mathbf{e}}} = \sigma \oplus \mathbf{e}_x|_{A_j}} \text{Tr}_{D_j}(E((\otimes_{i \neq j} \mathbb{1}_{D_i}) \otimes Z^{\bar{\mathbf{e}}_z} X^{\bar{\mathbf{e}}_x}))$, and $|\mathbf{e}'|_{\text{red}} \leq \beta s n$. Consider

the total error operator in Eq. (310),

$$\overline{E} := \sum_{\mathbf{e}_x, \mathbf{e}_z | D_j} W'_{\mathbf{e}_x, \mathbf{e}_z | D_j} \left((\otimes_{i \neq j} \mathbb{1}_{D_i}) \otimes X^{\mathbf{e}_x | D_j} Z^{\mathbf{e}_z | D_j} \right) (E_{\neq j} \otimes X^{e'_x} Z^{e'_z}) \quad (311)$$

The stabilizer reduced weight of \overline{E} , with respect to the j^{th} code block, is upper bounded by $\beta S n + 5n\delta 2^{d+1}$. The reduced weight of \overline{E} for code blocks $i \neq j$ remains upper bounded by $\beta S n + R n$. Similarly, by doing error correction with respect to all the code blocks, we get the residual error operator \overline{E} , satisfying $|\overline{E}|_{\text{red}} \leq \beta S n + 5n\delta 2^{d+1}$ with respect to all the code blocks. Similarly, Eq. (310) also holds for the error operators W' and E' ; therefore, it follows that

$$(\otimes_i (\text{Tr}_{A_i} \circ \mathcal{U}_{ec} \circ \overline{\mathcal{T}}_{\Phi^i})) \circ \mathcal{V}(|\psi\rangle\langle\psi|) = \mathcal{V}'(|\psi\rangle\langle\psi|) := \sum_{\overline{E}, \overline{E}'} \overline{E} |\psi\rangle\langle\psi| \overline{E}', \quad (312)$$

where $|\mathcal{V}'|_{\text{red}} \leq \beta S n + 5n\delta 2^{d+1}$, with respect to all the code blocks. Finally, from Eq. (304) and Eq. (312), we get Eq. (285). \square

Acknowledgements

We would like to thank Paula Belzig, Alexander Müller-Hermes, Robert König, Thomas Theurer and Freek Witteveen for useful discussions. MC and AG acknowledge financial support from the European Research Council (ERC Grant Agreement No. 818761), VIL-LUM FONDEN via the QMATH Centre of Excellence (Grant No. 10059) and the Novo Nordisk Foundation (grant NNF20OC0059939 ‘Quantum for Life’). Part of this work was completed while MC was Turing Chair for Quantum Software, associated to the QuSoft research center in Amsterdam, acknowledging financial support by the Dutch National Growth Fund (NGF), as part of the Quantum Delta NL visitor programme. OF acknowledges financial support from the European Research Council (ERC Grant, Agreement No. 851716) and from a government grant managed by the Agence Nationale de la Recherche under the Plan France 2030 with the reference ANR-22-PETQ-0006. We also thank the National Center for Competence in Research SwissMAP of the Swiss National Science Foundation and the Section of Mathematics at the University of Geneva for their hospitality.

References

- [AB97] Dorit Aharonov and Michael Ben-Or. “Fault-tolerant quantum computation with constant error”. In: *Proceedings of the twenty-ninth annual ACM symposium on Theory of computing*. 1997, pp. 176–188.
- [AD17] Srinivasan Arunachalam and Ronald De Wolf. “Guest column: A survey of quantum learning theory”. In: *ACM Sigact News* 48.2 (2017), pp. 41–67.
- [AGP06] Panos Aliferis, Daniel Gottesman, and John Preskill. “Quantum accuracy threshold for concatenated distance-3 codes”. In: *Quantum Information & Computation* 6.2 (2006), pp. 97–165.
- [ALT01] Alexei Ashikhmin, Simon Litsyn, and Michael A Tsfasman. “Asymptotically good quantum codes”. In: *Physical Review A* 63.3 (2001), p. 032311.

- [BCM23] Paula Belzig, Matthias Christandl, and Alexander Müller-Hermes. “Fault-Tolerant Coding for Entanglement-Assisted Communication”. In: *2023 IEEE International Symposium on Information Theory (ISIT)*. IEEE. 2023, pp. 84–89.
- [BF13] Winton Brown and Omar Fawzi. “Short random circuits define good quantum error correcting codes”. In: *2013 IEEE International Symposium on Information Theory*. IEEE. 2013, pp. 346–350.
- [BK98] Sergey B Bravyi and A Yu Kitaev. “Quantum codes on a lattice with boundary”. In: *arXiv preprint quant-ph/9811052* (1998).
- [BKP07] Bernhard G Bodmann, David W Kribs, and Vern I Paulsen. “Decoherence Insensitive Quantum Communication by Optimal C^* -Encoding”. In: *IEEE Transactions on Information Theory* 53.12 (2007), pp. 4738–4749.
- [Bom15] Héctor Bombin. “Single-shot fault-tolerant quantum error correction”. In: *Physical Review X* 5.3 (2015), p. 031043.
- [Bra+18] Sergey Bravyi et al. “Correcting coherent errors with surface codes”. In: *npj Quantum Information* 4.1 (2018), p. 55.
- [Cam19] Earl T Campbell. “A theory of single-shot error correction for adversarial noise”. In: *Quantum Science and Technology* 4.2 (2019), p. 025006.
- [CJL16] Christopher Chamberland, Tomas Jochym-O’Connor, and Raymond Laflamme. “Thresholds for universal concatenated quantum codes”. In: *Physical review letters* 117.1 (2016), p. 010501.
- [CLX01] Hao Chen, San Ling, and Chaoping Xing. “Asymptotically good quantum codes exceeding the Ashikhmin-Litsyn-Tsfasman bound”. In: *IEEE Transactions on Information Theory* 47.5 (2001), pp. 2055–2058.
- [CM22] Matthias Christandl and Alexander Müller-Hermes. “Fault-tolerant coding for quantum communication”. In: *IEEE Transactions on Information Theory* (2022).
- [Den+02] Eric Dennis et al. “Topological quantum memory”. In: *Journal of Mathematical Physics* 43.9 (2002), pp. 4452–4505.
- [Dev05] Igor Devetak. “The private classical capacity and quantum capacity of a quantum channel”. In: *IEEE Transactions on Information Theory* 51.1 (2005), pp. 44–55.
- [DN05] Christopher M Dawson and Michael A Nielsen. “The solovay-kitaev algorithm”. In: *arXiv preprint quant-ph/0505030* (2005).
- [Eis+20] Jens Eisert et al. “Quantum certification and benchmarking”. In: *Nature Reviews Physics* 2.7 (2020), pp. 382–390.
- [FGL18] Omar Fawzi, Antoine Groppe, and Anthony Leverrier. “Efficient decoding of random errors for quantum expander codes”. In: *Proceedings of the 50th Annual ACM SIGACT Symposium on Theory of Computing*. 2018, pp. 521–534.
- [FGL20] Omar Fawzi, Antoine Groppe, and Anthony Leverrier. “Constant overhead quantum fault tolerance with quantum expander codes”. In: *Communications of the ACM* 64.1 (2020), pp. 106–114.
- [Fow+12] Austin G Fowler et al. “Surface codes: Towards practical large-scale quantum computation”. In: *Physical Review A—Atomic, Molecular, and Optical Physics* 86.3 (2012), p. 032324.

- [GD17] Daniel Greenbaum and Zachary Dutton. “Modeling coherent errors in quantum error correction”. In: *Quantum Science and Technology* 3.1 (2017), p. 015007.
- [GLM11] Vittorio Giovannetti, Seth Lloyd, and Lorenzo Maccone. “Advances in quantum metrology”. In: *Nature photonics* 5.4 (2011), pp. 222–229.
- [Got10] Daniel Gottesman. “An introduction to quantum error correction and fault-tolerant quantum computation”. In: *Quantum information science and its contributions to mathematics, Proceedings of Symposia in Applied Mathematics*. Vol. 68. 2010, pp. 13–58.
- [Got14] Daniel Gottesman. “Fault-tolerant quantum computation with constant overhead”. In: *Quantum Information and Computation* 14.15&16 (2014), pp. 1338–1371.
- [Got24] Daniel Gottesman. *Surviving as a Classical Computer in a Quantum World*. 2024.
- [Got97] Daniel Gottesman. “Stabilizer codes and quantum error correction”. PhD thesis. California Institute of Technology, 1997. URL: <https://arxiv.org/abs/quant-ph/9705052>.
- [Gro19] Antoine Grospellier. “Constant time decoding of quantum expander codes and application to fault-tolerant quantum computation”. PhD thesis. Sorbonne Université, 2019.
- [Gu+24] Shouzhen Gu et al. “Single-shot decoding of good quantum LDPC codes”. In: *Communications in Mathematical Physics* 405.3 (2024), p. 85.
- [Hol72] Alexander Semenovich Holevo. “On the mathematical theory of quantum communication channels”. In: *Problemy Peredachi Informatsii* 8.1 (1972), pp. 62–71.
- [Hol98] Alexander S Holevo. “The capacity of the quantum channel with general signal states”. In: *IEEE Transactions on Information Theory* 44.1 (1998), pp. 269–273.
- [Kit03] A Yu Kitaev. “Fault-tolerant quantum computation by anyons”. In: *Annals of physics* 303.1 (2003), pp. 2–30.
- [Kit97] A Yu Kitaev. “Quantum computations: algorithms and error correction”. In: *Russian Mathematical Surveys* 52.6 (1997), p. 1191.
- [KL97] Emanuel Knill and Raymond Laflamme. “Theory of quantum error-correcting codes”. In: *Physical Review A* 55.2 (1997), p. 900.
- [Kri+05] David W Kribs et al. “Operator quantum error correction”. In: *arXiv preprint quant-ph/0504189* (2005).
- [KSW08a] Dennis Kretschmann, Dirk Schlingemann, and Reinhard F Werner. “A continuity theorem for Stinespring’s dilation”. In: *Journal of Functional Analysis* 255.8 (2008), pp. 1889–1904.
- [KSW08b] Dennis Kretschmann, Dirk Schlingemann, and Reinhard F Werner. “The information-disturbance tradeoff and the continuity of Stinespring’s representation”. In: *IEEE transactions on information theory* 54.4 (2008), pp. 1708–1717.
- [LTZ15] Anthony Leverrier, Jean-Pierre Tillich, and Gilles Zémor. “Quantum expander codes”. In: *2015 IEEE 56th Annual Symposium on Foundations of Computer Science*. IEEE. 2015, pp. 810–824.

- [LXW09] Zhuo Li, Lijuan Xing, and Xinmei Wang. “A family of asymptotically good quantum codes based on code concatenation”. In: *IEEE transactions on information theory* 55.8 (2009), pp. 3821–3824.
- [LZ22] Anthony Leverrier and Gilles Zémor. “Quantum tanner codes”. In: *2022 IEEE 63rd Annual Symposium on Foundations of Computer Science (FOCS)*. IEEE, 2022, pp. 872–883.
- [Mat02] Ryutaroh Matsumoto. “Improvement of Ashikhmin-Litsyn-Tsfasman bound for quantum codes”. In: *IEEE Transactions on Information Theory* 48.7 (2002), pp. 2122–2124.
- [MN01] Christopher Moore and Martin Nilsson. “Parallel quantum computation and quantum codes”. In: *SIAM journal on computing* 31.3 (2001), pp. 799–815.
- [MW13] Ashley Montanaro and Ronald de Wolf. “A survey of quantum property testing”. In: *arXiv preprint arXiv:1310.2035* (2013).
- [NC01] Michael A Nielsen and Isaac L Chuang. *Quantum computation and quantum information*. Vol. 2. Cambridge university press Cambridge, 2001.
- [PK22] Pavel Panteleev and Gleb Kalachev. “Asymptotically good quantum and locally testable classical LDPC codes”. In: *Proceedings of the 54th Annual ACM SIGACT Symposium on Theory of Computing*. 2022, pp. 375–388.
- [Pre11] John Preskill. *Lecture notes (Toric code recovery)*. <http://theory.caltech.edu/~preskill/ph219/> 2011.
- [Pre98] John Preskill. “Fault-tolerant quantum computation”. In: *Introduction to quantum computation and information*. World Scientific, 1998, pp. 213–269.
- [Sho96] Peter W Shor. “Fault-tolerant quantum computation”. In: *Proceedings of 37th conference on foundations of computer science*. IEEE, 1996, pp. 56–65.
- [TPB23] Theerapat Tansuwannont, Balint Pato, and Kenneth R Brown. “Adaptive syndrome measurements for Shor-style error correction”. In: *Quantum* 7 (2023), p. 1075.
- [TS14] Yu Tomita and Krysta M Svore. “Low-distance surface codes under realistic quantum noise”. In: *Physical Review A* 90.6 (2014), p. 062320.
- [TZ13] Jean-Pierre Tillich and Gilles Zémor. “Quantum LDPC codes with positive rate and minimum distance proportional to the square root of the blocklength”. In: *IEEE Transactions on Information Theory* 60.2 (2013), pp. 1193–1202.
- [Wat09] John Watrous. “Semidefinite programs for completely bounded norms”. In: *THEORY OF COMPUTING* 5 (2009), pp. 217–238.
- [Wat18] John Watrous. *The theory of quantum information*. Cambridge university press, 2018.
- [Wil13] Mark M Wilde. *Quantum information theory*. Cambridge university press, 2013.
- [YK24] Hayata Yamasaki and Masato Koashi. “Time-efficient constant-space-overhead fault-tolerant quantum computation”. In: *Nature Physics* (2024), pp. 1–7.

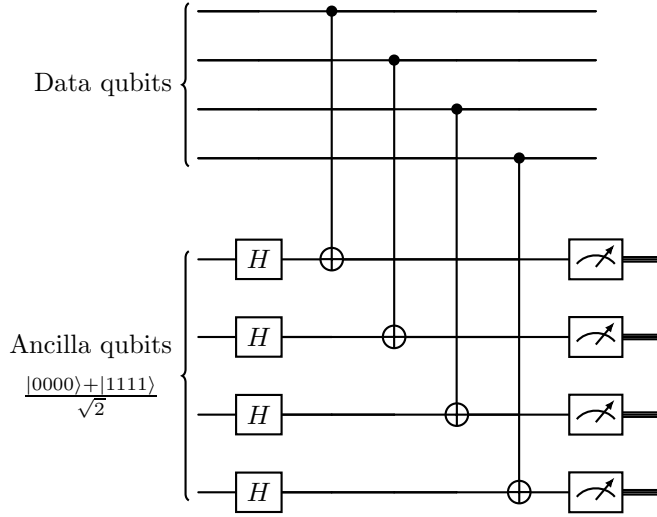


Figure 13: Measurement of a weight four Pauli Z stabilizer generator according to Shor error correction.

Appendix A Shor error correction

Shor error correction [Sho96; TPB23] for a stabilizer code (one-to-one) C , correcting t errors, consists of the following two steps,

1. **Syndrome Extraction:** The error syndrome is extracted by doing stabilizer generator measurements, using a fault-tolerant method based on ancilla qubits prepared in cat states (see Fig. 13). This method provides a transversal way to extract syndrome; therefore, ensuring that errors do not propagate drastically during the implementation.

However, an error during the generator measurement can still lead to recording a wrong syndrome. To remedy this, multiple rounds of stabilizer generator measurements are performed. More precisely, measurements are performed until $t + 1$ successive rounds of generator measurements agree, that is, for some i , $h_i = \dots = h_{i+t}$, where h_i denote the bit string containing outcome of all the generator measurements on some i th round of generator measurement. Assuming that no more than t errors occurred, there exists at least one round $i \leq i' \leq i+t$ of the generator measurement, where no error occurred. Therefore, correct syndrome is extracted for the round i' . Also it suffices to do at most $(t + 1)^2$ rounds of generator measurements to find a set of $t + 1$ agreeing rounds.

2. **Error correction:** A classical decoder takes as input the extracted syndrome and outputs a Pauli error correction, whose syndrome matches the extracted syndrome.

Appendix B Example of a representation

In this section, we give an example of representation of quantum channels in codes from Section 2.3.

CSS codes. A CSS code is a stabilizer code with a generating set $G = G_X \cup G_Z$ such that any element in G_X is given by a tensor product of Pauli X operators and any element in G_Z is given by a tensor product of Pauli Z operators. Any CSS code of type $(n, 1)$ has the property that the logical CNOT gate between two code words is equal to transverse CNOT, that is,

$$\text{CNOT}(|\bar{x}_1, \bar{x}_2\rangle) = |\bar{x}_1, \overline{x_1 \oplus x_2}\rangle, \forall x_1, x_2 \in \{0, 1\}, \quad (313)$$

where $|\bar{\psi}\rangle$ denotes the encoded state corresponding to $|\psi\rangle$.

Representation. We shall consider a CSS code C of type $(n, 1)$ that corrects weight $t = 2$ errors. We consider the many-to-one code $D := \text{Der}(C, \mathcal{E}(n, 1))$. Recall that $\mathcal{E}(n, 1)$ corresponds to the span of Pauli operators of weight one. Recall that $D = (L, \mu)$, where $L = \mathcal{E}(n, 1)\bar{L} \subseteq N := (\mathbb{C}^2)^{\otimes n}$, where \bar{L} is the code space of C (see Eq. (32)), and $\mu^* = \text{Tr}_F \circ \mathcal{U}^\dagger$, $\mathcal{U}^\dagger = U(\cdot)U^\dagger$, where U is according to (33).

Let $\mathcal{P} : \mathbf{L}((\mathbb{C}^2)^{\otimes 2}) \rightarrow \mathbf{L}((\mathbb{C}^2)^{\otimes 2})$, $\mathcal{P} = \text{CNOT}(\cdot)\text{CNOT}$ be the quantum channel realized by the CNOT gate. Let $\overline{\text{CNOT}}$ be the transverse CNOT gate between two groups of n qubits. We take the error correction gadget EC corresponding to the Shor error correction (see also Appendix A). Consider the circuit $\overline{\text{CNOT}} \circ \text{EC}^{\otimes 2}$ [AB97; AGP06], and let \mathcal{T} be the corresponding quantum channel. We now show that \mathcal{T} represents \mathcal{P} in D .

Using that EC maps any input to a code word of C , it follows that $\overline{\text{CNOT}} \circ \text{EC}^{\otimes 2}$ outputs states in the code C . Therefore, it follows that $(\mathcal{J}^*)^{\otimes 2} \circ \mathcal{T}$ is a quantum channel. Therefore, by taking $\mathcal{S} := (\mathcal{J}^*)^{\otimes 2} \circ \mathcal{T}$, Eq. (36) is satisfied, that is,

$$(\mathcal{J})^{\otimes 2} \circ \mathcal{S} = \mathcal{T}. \quad (314)$$

Consider now input to $\overline{\text{CNOT}} \circ \text{EC}^{\otimes 2}$ in code space $L \otimes L$. Firstly, $\text{EC}^{\otimes 2}$ corrects the weight one error on each of the incoming encoded states (recall that a state in L is obtained by applying a weight one error on a state in \bar{L}) and then the $\overline{\text{CNOT}}$ performs the logical CNOT between the code words of C . Therefore, using Eq. (313), we get

$$(\mu^*)^{\otimes 2} \circ (\mathcal{J}^*)^{\otimes 2} \circ \mathcal{T} \circ \mathcal{J}^{\otimes 2} = \mathcal{P} \circ (\mu^*)^{\otimes 2}. \quad (315)$$

By taking $\mathcal{R} = (\mathcal{J}^*)^{\otimes 2} \circ \mathcal{T} \circ \mathcal{J}^{\otimes 2}$, Eqs. (34) and (35) are satisfied, that is,

$$(\mu^*)^{\otimes 2} \circ \mathcal{R} = \mathcal{P} \circ (\mu^*)^{\otimes 2}. \quad (316)$$

$$\mathcal{J}^{\otimes 2} \circ \mathcal{R} = \mathcal{T} \circ (\mathcal{J}^*)^{\otimes 2}. \quad (317)$$

Therefore, \mathcal{T} represents \mathcal{P} in D .