

Qualitatively altered driven Dicke superradiance in extended systems due to infinitesimal perturbations

Wenqi Tong¹ and F. Robicheaux^{2,3,*}

¹*Elmore Family School of Electrical and Computer Engineering,
Purdue University, West Lafayette, Indiana 47907, USA*

²*Department of Physics and Astronomy, Purdue University, West Lafayette, Indiana 47907, USA*

³*Purdue Quantum Science and Engineering Institute,
Purdue University, West Lafayette, Indiana 47907, USA*

(Dated: August 12, 2024)

The driven Dicke model, with interesting quantum phases induced by parameterized driving, has been intensively studied in cavities, where permutation symmetry applies due to the atoms' equal coupling to the field and identical interaction. As a result, the system, with proper initialization, can remain in a highly symmetric subset of the state space, where the photon emission of each atom constructively interferes with each other, leading to superradiance at steady state. However, because of the degeneracy of steady states for the driven Dicke model, the steady state can be qualitatively altered by an infinitesimal perturbation. In this work, we simulate superconducting qubits coupled to a 1D waveguide as the extended system and theoretically investigate four kinds of perturbations: local dephasing, individual driving phases, the separation between adjacent qubits, and individual detunings. Using an angular momentum basis, we predict the dimension of the degenerate subspace and study the transition within the subspace due to the perturbation.

I. INTRODUCTION

Dicke superradiance[1–3], the collective radiation of N inverted atoms, characterized by a burst of light with peak intensity scaled by N^2 , instead of N , arises from the spontaneous synchronization of the atoms during the decay, with phase locked and photon emission rate enhanced. Such phenomenon, sometimes also called “superradiant burst”, has been observed in a variety of platforms[4–12] and analytically solved in the thermodynamic limit[13]. In recent years, particular attention has been devoted to superradiance due to its potential to develop lasers with ultranarrow linewidth[14–20].

In addition to the Dicke superradiance in an initially inverted population, driving the system introduces another degree of freedom and the interplay between driving and dissipation gives rise to many novel phases[21–30]. To overcome the exponential growth of the Hilbert space dimension, the conventional Dicke model[1–3] or driven Dicke model[31–33] assumes that the atoms are confined in a small spatial volume or specifically placed so that the atoms are considered indistinguishable with identical interaction between them. As a result, the system remains in a highly symmetric subspace $|S = N/2, M\rangle$ if initialized in it, whose dimension is linear in the atom number, N , so that the accurate numerical simulation of the system is feasible, even for large N .

In recent years, the development of ordered atomic arrays, featuring almost arbitrary manipulation of atoms' locations[34–43], opens a new possibility to unveil intriguing but complicated many-body physics beyond the Dicke limit[16, 26, 32, 44, 45]. Extended systems, with atomic separation greater than the wavelength of the emitted light, have been investigated for Dicke superradiance in [46–49]. In addition, artificial atoms realized as superconducting qubits, with convenience to address

each qubit[50, 51], also exhibit Dicke superradiance[52, 53]. Especially, when coupled to a 1D waveguide, where the field propagates with negligible damping, the superconducting qubits feature long-range interaction[54, 55] and can be a good candidate for the extended system under investigation in this work.

Recent experiments report the transition to Dicke superradiance using a cloud of atoms driven by an external light field in free space[56, 57], followed by the theoretical explanation in [58]. The driven Dicke superradiance in extended systems emerges as an interesting topic and motivates the discussion of how the geometry of the system [59] or initial states[60] alters the steady state. There are also discussions of other factors like dephasing [61–63], individual driving phase[64–66], and detuning[67–71]. However, their effects on the steady states of driven-dissipative systems are not fully explored.

We focus on transmons[72], a kind of superconducting qubit with less sensitivity to charge noise, and investigate the effect of four kinds of perturbations (dephasing, changing the separation, varying the driving phases, and inhomogeneous detunings) on the steady state of a transmon lattice coupled to a 1D waveguide. Simulations show that even an infinitesimal perturbation can significantly change the steady state. Diagonalization of the Liouvillian matrix reveals a degenerate subspace of possible steady states when the perturbation is exactly 0. Although the degeneracy and perturbation theory of Liouvillian has been discussed in [73–79], as far as we know, the perturbation theory on the degenerate state space and its application to explain the imperfect driven Dicke model has not yet been explored. In addition, we use an angular momentum basis to count the number of degenerate states. This basis can be used to reproduce parts of the eigenvalues using first-order perturbation theory in the degenerate subspace.

This work is organized as follows: Section II describes the basic equations of motion, the expressions of perturbation, and our observation. Section III exhibits the time evolution of the observables, illustrating the significant change in steady states for an infinitesimal perturbation. In Sec. IV we explain the phenomena using the diagonalization of the Liouvillian matrix and develop an angular momentum scheme to explain the degeneracy and the eigenvalues.

II. THEORY

A. Equations of motion, perfect Driven Dicke Model

In this work, we use transmons coupled to a 1D waveguide to build up the extended system and model the light by classical continuous wave driving. Because the energy gap between the lowest two levels and the anharmonicity are much greater than the linewidth, the transmons are approximated by two-level systems[80]. Throughout the paper, we use $|0\rangle, |1\rangle$ to represent the ground state and first excited state of a transmon. The operators involved in this work are defined as below:

$$\hat{\sigma}_n^+ = |1\rangle_n \langle 0|_n, \hat{\sigma}_n^- = |0\rangle_n \langle 1|_n, \hat{\sigma}_n^z = |0\rangle_n \langle 0|_n - |1\rangle_n \langle 1|_n \quad (1)$$

We also make the Markovian approximation and trace out the photon degrees of freedom, assuming that the time scale of photon propagation is much smaller than the interaction[81–90]. By the Green's function formalism, the equation of motion follows the form [91–93]:

$$\frac{d\hat{\rho}}{dt} = -i[H, \hat{\rho}] + \mathcal{L}[\hat{\rho}], \quad (2)$$

where we set $\hbar = 1$. The Hamiltonian, after the rotating wave approximation, includes two parts:

$$H = H_l + H_{wg} \quad (3)$$

where H_l describes the coherent driving:

$$H_l = \sum_n \left(\frac{\Omega_n}{2} \hat{\sigma}_n^+ + \frac{\Omega_n^*}{2} \hat{\sigma}_n^- - \frac{\Delta_n}{2} \hat{\sigma}_n^z \right), \quad (4)$$

where Ω_n is the Rabi frequency of the n th transmon and carries the phase ϕ_n :

$$\Omega_n = \Omega e^{i\phi_n}, \quad (5)$$

and Δ_n is the detuning of the n th transmon.

H_{wg} refers to the transmon-transmon exchange interaction through the waveguide, with the strength denoted by Ω_{nm} :

$$H_{wg} = \sum_{n,m} \Omega_{nm} \hat{\sigma}_m^+ \hat{\sigma}_n^- \quad (6)$$

Meanwhile, the dissipation is described by the Linbladian $\mathcal{L}[\hat{\rho}]$:

$$\mathcal{L}[\hat{\rho}] = \sum_{n,m} \left(-\frac{\Gamma_{nm}}{2} \hat{\sigma}_m^+ \hat{\sigma}_n^- \hat{\rho} - \frac{\Gamma_{mn}}{2} \hat{\rho} \hat{\sigma}_m^+ \hat{\sigma}_n^- + \frac{\Gamma_{nm} + \Gamma_{mn}}{2} \hat{\sigma}_n^- \hat{\rho} \hat{\sigma}_m^+ \right) \quad (7)$$

When $n = m$, the Linbladian refers to the spontaneous decay, and when $n \neq m$, it describes the correlated decay due to the interaction through the waveguide. Equations (6) and (7) together describe the waveguide quantum electrodynamics of the system. By[55, 91–93], the exchange interaction strength Ω_{nm} and the coefficient $\Gamma_{nm}/2$ in the Linbladian are the real part and imaginary part of the Green's function matrix element from the transmon-transmon interaction through the waveguide. In a bidirectional 1D waveguide, the matrix element reads:

$$\Omega_{nm} - i\frac{\Gamma_{nm}}{2} = -i\frac{\Gamma}{2} e^{ik|z_n - z_m|}, \quad (8)$$

where $|z_n - z_m|$ denotes the separation between transmon n and m , Γ is the decay rate of the individual transmons while k is the wave number of the waveguide mode.

By [1, 94], if all the qubits are indistinguishable, the permutation symmetry determines the symmetry of the wavefunction and, in turn, facilitates the reduction of the state space. In our case, permutation symmetry applies when all the transmons are homogeneously coupled to the driving field and equally interact with each other. In the Hamiltonian, we can give all the transmons the same Rabi frequency and detuning:

$$\Omega_n = \Omega, \quad \Delta_n = \Delta. \quad (9)$$

In the Linbladian, we can let all the transmons be separated by an integer number of wavelengths, where $\Omega_{nm} = 0$ and $\Gamma_{nm} = \Gamma$:

$$\mathcal{L}[\hat{\rho}] = \sum_{n,m} \frac{\Gamma}{2} (-\hat{\sigma}_m^+ \hat{\sigma}_n^- \hat{\rho} - \hat{\rho} \hat{\sigma}_m^+ \hat{\sigma}_n^- + 2\hat{\sigma}_n^- \hat{\rho} \hat{\sigma}_m^+). \quad (10)$$

One can check that the interchange of indices m and n gives the same dynamics. When initialized in the ground state, the system will stay in the fully symmetric subspace with total spin $S = N/2$. Since every excited qubit in this subspace has the same phase, their photon emission can constructively interfere with each other, leading to superradiance. We say this system obeys the perfect (or pure) driven Dicke model. Since the transmons are indistinguishable in this case, we can introduce the collective spin operator:

$$\hat{S}_+ = \sum_n \hat{\sigma}_n^+, \quad \hat{S}_- = \sum_n \hat{\sigma}_n^-, \quad \hat{S}_z = \frac{1}{2} \sum_n \hat{\sigma}_n^z \quad (11)$$

so that the Hamiltonian and Linbladian in Eq. (2) become:

$$H = \frac{\Omega}{2}(\hat{S}_+ + \hat{S}_-) - \Delta\hat{S}_z \quad (12)$$

$$\mathcal{L}[\hat{\rho}] = \frac{\Gamma}{2}(2\hat{S}_-\hat{\rho}\hat{S}_+ - \hat{S}_+\hat{S}_-\hat{\rho} - \hat{\rho}\hat{S}_+\hat{S}_-), \quad (13)$$

where $H_{wg} = 0$. Because Eqs. (12) and (13) only involve total spin operators, they conserve the total spin of the system. In other words, density operators with the same total spin share the same dynamics and will reach the same steady state. This is elaborated in Sec. IV and Appendix A.

B. Observation

By [3, 95], the photon emission rate consists of two parts:

$$\gamma(t) = \gamma_0(t) + \gamma_{SR}(t) \quad (14)$$

where the first term

$$\gamma_0(t) = \sum_n \Gamma \langle \hat{e}_n \rangle(t) \quad (15)$$

refers to the individual spontaneous emission and the second term

$$\gamma_{SR}(t) = \sum_{n \neq m} \Gamma_{nm} \langle \hat{\sigma}_m^+ \hat{\sigma}_n^- \rangle(t) \quad (16)$$

corresponds to the correlated photon emission. In this work, we focus on the correlated photon emission. When $\gamma_{SR} > 0$, the total photon emission rate is greater than the individual spontaneous photon emission rate and we consider the system to be superradiant, while $\gamma_{SR} < 0$ indicates the subradiance of the system. The case $\gamma_{SR} = 0$, where the system has only individual spontaneous emission, is considered as a boundary between superradiance and subradiance.

C. Perturbing the driven Dicke model

In general, there are three ways to perturb the driven Dicke model. One way is to introduce a dissipative (or $\Delta\mathcal{L}$ type) perturbation:

$$\Delta\dot{\hat{\rho}} = \Delta\mathcal{L} \quad (17)$$

In this work, we investigate one example of this type of perturbation, the local dephasing with homogeneous dephasing rate for each transmon [94]:

$$\Delta\mathcal{L}[\hat{\rho}] = \sum_n \frac{\Gamma_\phi}{4}(\hat{\sigma}_n^z \hat{\rho} \hat{\sigma}_n^z - \hat{\rho}), \quad (18)$$

where Γ_ϕ is the dephasing rate. We note that this perturbation, only with the same dephasing rate for each transmon, preserves the permutation symmetry of the transmons.

Another type of perturbation is in the Hamiltonian:

$$\Delta\dot{\hat{\rho}} = -i[\Delta H, \hat{\rho}] \quad (19)$$

We investigate two examples of this type of perturbation: introducing individual driving phases

$$\Delta H = \sum_n \frac{\Omega}{2} [(e^{i\phi_n} - 1)\hat{\sigma}_n^+ + (e^{-i\phi_n} - 1)\hat{\sigma}_n^-], \quad (20)$$

and introducing individual detunings

$$\Delta H = \sum_n \frac{\Delta_n - \Delta}{2} \hat{\sigma}_n^z \quad (21)$$

Lastly, we will discuss the perturbation from changing the separation of transmons, which is a combination of the $\Delta\mathcal{L}$ type and ΔH type perturbation:

$$\Delta H = \sum_{n,m} \Delta\Omega_{nm} \hat{\sigma}_m^+ \hat{\sigma}_n^- \quad (22)$$

$$\begin{aligned} \Delta\mathcal{L}[\hat{\rho}] = \sum_{n,m} \left(-\frac{\Delta\Gamma_{nm}}{2} \hat{\sigma}_m^+ \hat{\sigma}_n^- \hat{\rho} - \frac{\Delta\Gamma_{mn}}{2} \hat{\rho} \hat{\sigma}_m^+ \hat{\sigma}_n^- \right. \\ \left. + \frac{\Delta\Gamma_{nm} + \Delta\Gamma_{mn}}{2} \hat{\sigma}_n^- \hat{\rho} \hat{\sigma}_m^+ \right) \end{aligned} \quad (23)$$

where $\Delta\Omega_{nm}$ and $\Delta\Gamma_{nm}/2$ are the real part and imaginary part of the perturbation in the Green's function matrix element due to the perturbation in the separation, which reads:

$$\Delta\Omega_{nm} - i\frac{\Delta\Gamma_{nm}}{2} = -i\frac{\Gamma}{2}(e^{ik\Delta|z_n - z_m|} - 1). \quad (24)$$

For an equally spaced 1D lattice of transmons, with lattice constant perturbed by Δd , the Taylor expansion of Eq. (24) to the second order shows that $\Delta\Omega_{nm} \propto \Delta d$ and $\Delta\Gamma_{nm} \propto \Delta d^2$.

III. RESULTS

In this section, we first illustrate the driven Dicke superradiance in a 1D lattice, using homogeneous Rabi frequencies $\Omega_n = \Omega = 8\Gamma$, the detunings $\Delta_n = \Delta = 0$, and equal separation between adjacent transmons $d = 1\lambda$. For each later subsection, we keep everything the same except for one perturbation type. For all the plots of time evolution, unless otherwise stated, we scale the time t to the decay rate Γ and define the scaled time τ as:

$$\tau = \Gamma t. \quad (25)$$

A. Perfect driven Dicke model: superradiance in a 1D array

To illustrate the driven Dicke superradiance, we calculate the time evolution of an N -qubit system, where N ranges from 2 to 8 using the full density matrix equations. We start every transmon in the ground state. The time evolution of the correlated photon emission rate is shown in Fig. 1.

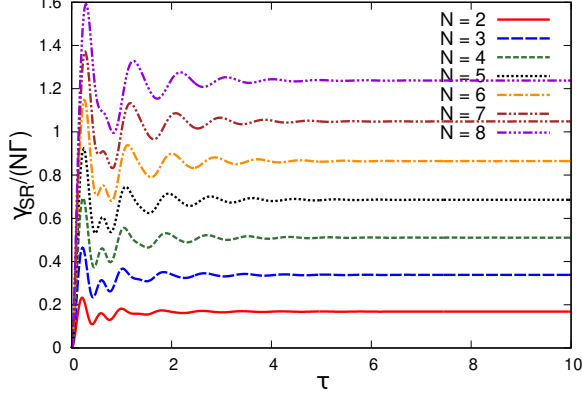


FIG. 1. Time evolution of the normalized correlated photon emission rates $\gamma_{SR}/(N\Gamma)$ in Eq. (16), with different qubit numbers, $N = 2 - 8$. The scaled time, $\tau = \Gamma t$.

Here we normalize the correlated photon emission rate by the decay rate, Γ , and the number of transmons, N . All the curves have fast oscillation at early times from the collective Rabi oscillation, and reach steady states after about $t = 10/\Gamma$. Note that the steady-state normalized correlated photon emission rate $\gamma_{SR}/(N\Gamma)$ is proportional to the qubit number, N . Such linear relation implies the quadratic relation between the total correlated photon emission rate γ_{SR} and N , which is a signature of the driven Dicke superradiance.

B. Perturbation: local dephasing

For a 1D-lattice consisting of 4 transmons, we plot the early-time behavior of the correlated photon emission rates in Fig. 2 for different dephasing rates in Eq. (18). At early times, the curves with different dephasing rates overlap because the chosen dephasing rates are small. They gradually split from each other later, so dephasing can be considered as a perturbation at early times because the size of the change in the signal is proportional to a power of the perturbation. Similarly, the perturbations discussed below (driving phase, separation, and detuning) hardly affect the early-time behavior of the correlated photon emission rate as well.

For the long-term behavior of the system, we plot the time evolution of each transmon's normalized correlated photon emission rate under different dephasing rates Γ_ϕ in Fig. 3. We use the log scale for the y-axis. In addition,

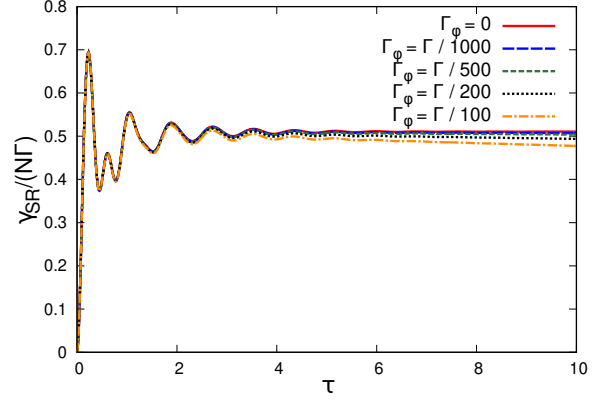


FIG. 2. Early-time behavior of $\gamma_{SR}/(N\Gamma)$ with dephasing rates $\Gamma_\phi = 0, \Gamma/1000, \Gamma/500, \Gamma/200$, and $\Gamma/100$

for each curve we further scale Γt by a factor proportional to the dephasing rate to obtain the scaled time τ' in Fig. 3, illustrated in the label on the top right of the figure. The straight lines in the plot imply that the dephasing causes exponential decay of the correlated photon emission rate for this time scale. We find that even a tiny dephasing rate ($\Gamma_\phi = 0.001\Gamma$) will destroy the superradiance asymptotically. With greater perturbation, the correlated photon emission rate decays faster. By scaling the time linearly to the dephasing rate, the curves overlap with each other. This implies that the magnitude of the perturbation does not significantly change the steady state, instead, it modulates the rate to reach the steady state.

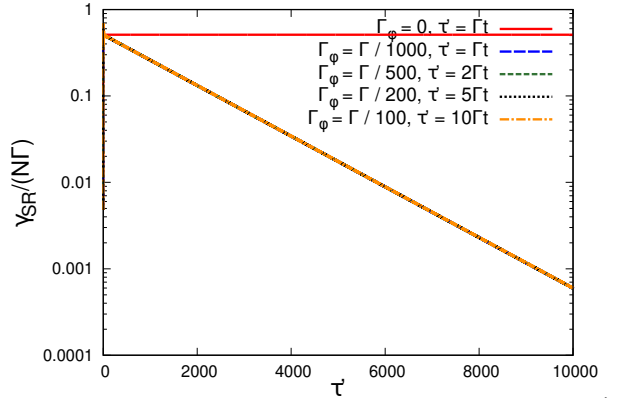


FIG. 3. Evolution of $\gamma_{SR}/(N\Gamma)$ with different dephasing rates. For each curve, the scaled time $\tau' = \xi\Gamma t$, where $\Gamma_\phi = \xi\Gamma/1000$.

C. Perturbation: driving phase

Introducing a driving phase that depends on the transmon renders the system driven out of the symmetric subspace. Here we investigate the effect of a linear driving

phase perturbation:

$$\phi_n = 2\pi k_\phi n, \quad (26)$$

where n is the index of the transmon, ϕ_n is the phase introduced to the n th transmon, k_ϕ is the slope of the driving phase and is considered a measure of the perturbation. The time evolution of the correlated photon emission rate is shown in Fig. 4. For each curve, we scale the original scaled time Γt by the square of the perturbation, illustrated in the label on the top right of the figure.

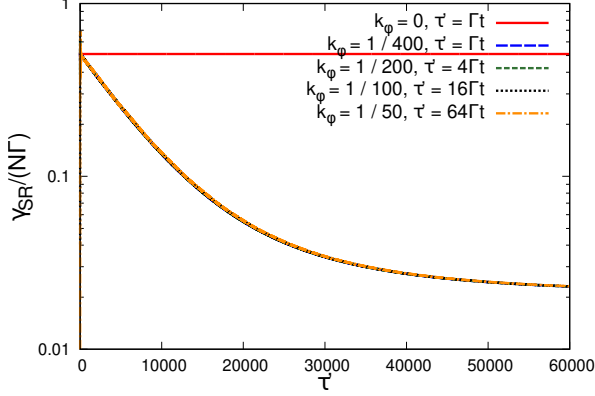


FIG. 4. Same as Fig. 3 except with different slopes of the driving phase. For each curve, the scaled time $\tau' = \xi^2 \Gamma t$, where the perturbation $k_\phi = \xi/400$.

The result shows that even a tiny perturbation in driving phases changes the steady-state superradiance considerably, and a larger perturbation results in faster decay. With quadratically scaled time, the curves are on top of each other. This suggests that the perturbation in k_ϕ does not affect the steady state itself. Instead, it modulates the speed to reach the steady state quadratically.

D. Perturbation: separation

For this perturbation, the transmons are equally separated with lattice constant d but the separation is slightly different from a wavelength. The perfect driven Dicke case has $d = 1\lambda$ while the perturbed lattice constants will be $d = 1\lambda + \Delta d$, where Δd , the deviation from the integer multiple of the wavelength, is a measure of the perturbation. Note that the perturbation is a combination of $\Delta\mathcal{L}$ and ΔH type perturbation, as discussed in Sec. II C. By the Taylor expansion of Eq. (24) to second order, $\Delta\Omega_{nm}$, related to the ΔH type perturbation, is linear in Δd ; while $\Delta\Gamma_{nm}$, associated with the $\Delta\mathcal{L}$ type perturbation, is quadratic in Δd .

Figure 5 shows the time evolution of the correlated photon emission rate with perturbation in lattice constant $\Delta d = 0, \lambda/400, \lambda/200, \lambda/100, \lambda/50$. For each curve,

we further scale its scaled time Γt by a factor proportional to the square of the perturbation, as illustrated in the labels on the top right of the figure.

Again, the perturbation in the lattice constant deteriorates the Dicke superradiance significantly and the greater perturbation leads to faster decay. In addition, scaling the time quadratically according to the perturbation brings all the curves to overlap. Like the previous two examples, the magnitude of the perturbation seems to not significantly change the steady-state value of the $\gamma_{SR}/(N\Gamma)$ but modulates the rate to reach the steady state quadratically.

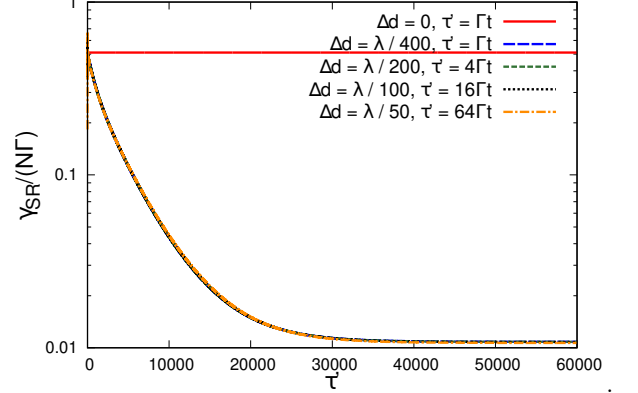


FIG. 5. Same as Fig. 3 except with different lattice constants. For each curve, the scaled time $\tau' = \xi^2 \Gamma t$, where the perturbation $\Delta d = \xi\lambda/400$.

E. An exceptional case: symmetric, and equally spaced detuning

The inhomogeneous detuning also leads to coupling outside of the symmetric state subspace. Here we will show the effect of linear detuning:

$$\Delta_n = k_\Delta(n - N/2 + 1/2)\Gamma, \quad (27)$$

where $n = 0, 1, 2, \dots, N-1$. The slope k_Δ is considered as a measure of the perturbation. Figure 6 illustrates the evolution of correlated photon emission rates. For each curve, the original scaled time Γt is further scaled by a factor to the square of the corresponding slope k_Δ .

For the asymptotic behavior, the perturbation in detuning results in a negative correlated photon emission rate. In other words, the system becomes subradiant at steady state. As for the early-time behavior, each curve, with time scaled quadratically to the perturbation measured by the slope k_Δ , overlaps with each other but splits later. The different strength perturbations have different steady states, unlike the perturbations in the previous section. Such phenomenon has been explained by the theory in [68–70] - because we introduce a symmetric profile of detunings so that for any transmon with detuning Δ_n , there will be a corresponding transmon n'

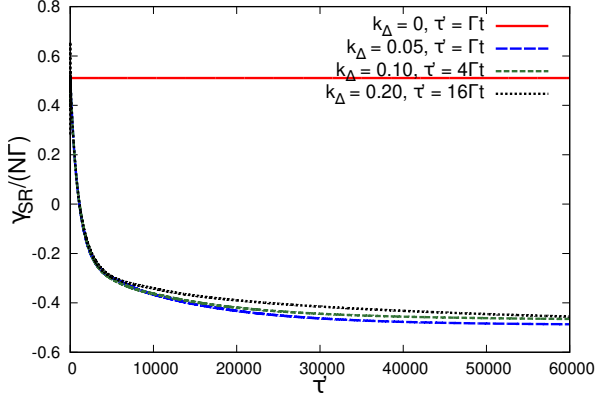


FIG. 6. Same as Fig. 3 except with different slopes of the detuning. For each curve, the scaled time $\tau' = \xi^2 \Gamma t$, where the perturbation $k_\Delta = \xi 0.05$.

with the detuning $\Delta_{n'} = -\Delta_n$. These two transmons can pair up to compose a so-called Dimer[68–70], which exhibits no coupling to the light field when they reach the steady state. Also, the experiment in [71] reports the so-called collectively induced transparency(CIT), where for enough many inhomogeneous emitters in a cavity driven by an external field, the contribution of each emitter with a certain detuning Δ_n to the cavity field scales as $\propto \Delta_n^{-1}$ and can pair with the emitter with the same amplitude but opposite detuning so as to cancel each other. As a result, the negative correlated photon emission rate cancels the spontaneous emission rate so that the total photon emission in Eq. (14) is zero.

IV. EXPLANATION, AN ANGULAR MOMENTUM COUPLING SCHEME

In this section, we will give an explanation for the behavior noted in Sec. III.

A. Diagonalization of the Liouvillian

In addition to the master equation in Eq. (2), a general form of the dynamics can be described by the Liouvillian:

$$\frac{d\hat{\rho}}{dt} = \mathcal{L}[\hat{\rho}], \quad (28)$$

where $\mathcal{L}[\cdot]$ is the Liouvillian superoperator. Thanks to the mathematical tool called Fock-Liouville space[75, 96], we can reshape the density matrix $\hat{\rho}$ into a vector $\vec{\rho}$ and construct the $2^{2N} \times 2^{2N}$ Liouvillian matrix $\hat{\mathcal{L}}$ according to Eq. (2) so that Eq. (28) becomes:

$$\frac{d\vec{\rho}}{dt} = \hat{\mathcal{L}}\vec{\rho}, \quad (29)$$

In general, the Liouvillian matrix is not hermitian and has complex eigenvalues associated to left eigenvectors and right eigenvectors satisfying biorthogonality. For the following discussion, we refer to right eigenvectors by “eigenvectors” unless otherwise stated. For a constant matrix $\hat{\mathcal{L}}$ (the cases we treat), the eigenvalues μ_n and the corresponding eigenvectors $\vec{\rho}_n$ imply the dynamics of the system:

$$\vec{\rho}(t) = \sum_n c_n e^{\mu_n t} \vec{\rho}_n, \quad (30)$$

where c_n is the projection of the initial vector $\vec{\rho}(0)$ on the n th eigenvector $\vec{\rho}_n$. For each eigenvalue $\mu_n = \kappa_n + i\nu_n$ with κ_n, ν_n real, the non-positive real part indicates the decay while the imaginary part accounts for the oscillation behavior. Here we only plot the real parts that control the decay rate, which is closely related to the long-term behavior of the system.

For a constant Liouvillian matrix $\hat{\mathcal{L}}$, there must be at least one eigenvalue $\mu_n = 0$ with a corresponding density operator with non-zero trace, indicating the steady state. There are a large number of eigenstates with $\mu_n = 0$ for the perfect driven Dicke model indicating a large subspace of possible steady states. It is the degenerate, steady state subspace that is the key to understanding the behavior noted in Sec. III.

For a 4-transmon system, out of $(2^4)^2 = 256$ eigenvalues, we only plot the cluster of 14 eigenvalues with the smallest real parts. We chose to plot these because the perfect driven Dicke model with $N = 4$ has 14 eigenvalues with $\mu_n = 0$. The other eigenvalues, with more negative real parts, decay very fast and are not closely related to the long-term behavior. The eigenvalues are illustrated in Figs. 7, 8 and, 9 for the perturbation of dephasing, driving phase, and separation, respectively.

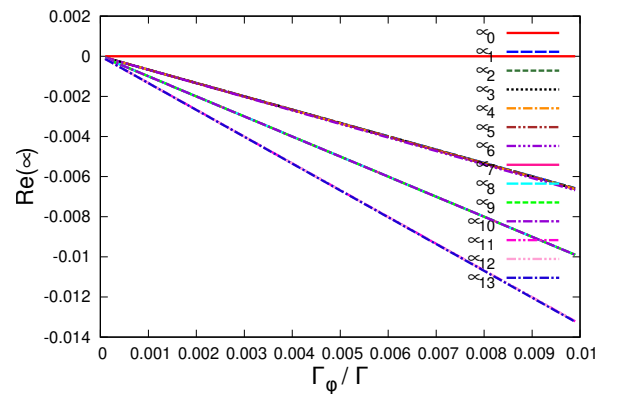


FIG. 7. The cluster of 14 eigenvalues of the Liouvillian with the least negative real parts for the dephasing perturbation

For dephasing, the 14 eigenvalues corresponding to the states represented in Fig. 7 are pure real, with imaginary parts in the numerical diagonalization of the order of $\sim 10^{-15}$. In addition, the eigenvalues are clustered into

four values (from the top to bottom) in Fig. 7, with the degeneracy of 1, 6, 4, and 3. In Figs. 8 and 9, there

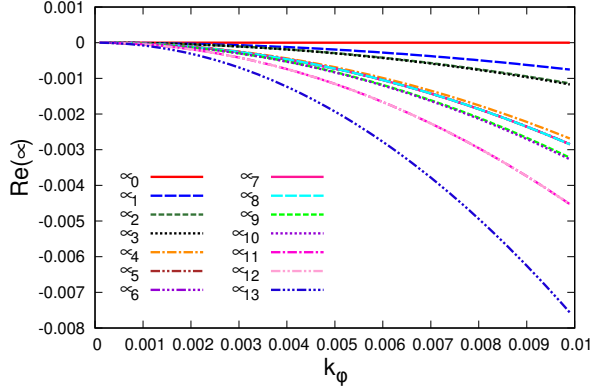


FIG. 8. Same as Fig. 7 except for the driving phase perturbation

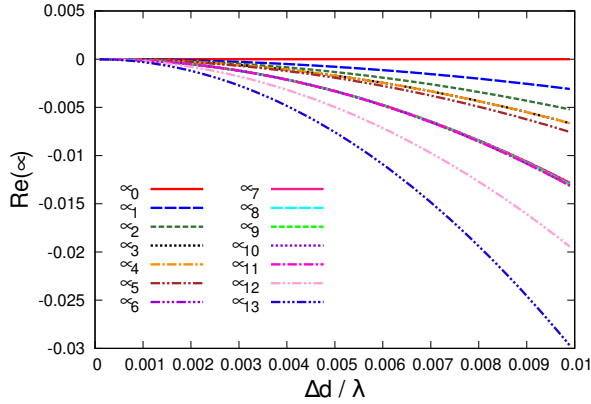


FIG. 9. Same as Fig. 7 except for the separation perturbation

is less degeneracy in the real part. For the driving phase perturbation, there are 3 pairs of eigenvalues with the same real parts: $Re(\mu_5) = Re(\mu_6) \neq Re(\mu_7) = Re(\mu_8) \neq Re(\mu_{11}) = Re(\mu_{12})$. However, each pair of these eigenvalues are mutually conjugate, with opposite sign imaginary parts. The other 8 eigenvalues are different and pure real. For the separation perturbation, there are 4 pairs of conjugate eigenvalues with different real parts: μ_3 and μ_4 , μ_6 and μ_7 , μ_8 and μ_9 , μ_{10} and μ_{11} . The other 6 eigenvalues are pure real and nondegenerate. So the imaginary parts in the driving phase and separation cases eliminate the degeneracy in real parts.

There are two main features in the plots. First, there is a qualitative difference between Fig. 7 and Figs. 8 and 9. The real parts of eigenvalues are linear in the perturbation for the dephasing case. Given that the real parts indicate the rate of the decay behavior, this accounts for the linear dependence of the decay rate of $\gamma_{SR}/(N\Gamma)$ on the dephasing rate Γ_ϕ in Fig. 3. Similarly, the quadratic dependence of real parts of eigenvalues on the perturbation for the driven phase and separation cases, Figs. 8

TABLE I. Relation between transmon number N and the degeneracy of the eigenvalues of the Liouvillian N_{ss}

N	N_{ss}
2	2
3	5
4	14
5	42
6	132
7	429

and 9, accounts for the quadratic relation between the decay rate of $\gamma_{SR}/(N\Gamma)$ and the perturbation in the two cases (Δd and k_ϕ). Second, there is only one eigenvalue $\mu_n = 0$ for non-zero perturbation and, when the perturbation approaches 0, all the 14 eigenvalues become degenerate $\mu_0 = \mu_1 = \dots = \mu_{13} = 0$. Since a zero eigenvalue means the corresponding eigenvector does not evolve under the equation of motion in Eqs. (28) and (30), the degeneracy of the eigenvalues with $\mu_n = 0$, N_{ss} , indicates the possible number of steady-state density operators when there is no perturbation. To investigate the dependence of the degeneracy on the transmon number, we diagonalize the Liouvillian for N ranging from 2 to 7 and Table I illustrates the degeneracy N_{ss} as a function of the transmon number N .

In the next section, we use an angular momentum coupling basis to count the dimension of the subspace N_{ss} and evaluate the matrix elements of the perturbation-induced coupling matrix \hat{C} , in Eqs. (B5), (B6), (B10), and (B11), within the subspace using the degenerate perturbation theory. Like usual degenerate perturbation theory, when the perturbation is small and not zero, the eigenvectors of \hat{C} (steady states in the degenerate subspace) do not depend on the perturbation strength while the eigenvalues are proportional to the perturbation to the lowest order because the matrix \hat{C} is proportional to the perturbation. For three of the perturbations considered, only one eigenvalue remains zero while the others have negative real parts, implying only one steady state with the others decaying away. This is fundamentally different from the perfect driven Dicke model, where the N_{ss} eigenvalues are all zero, and explains why an infinitesimal perturbation qualitatively changes the steady state from that of the perfect driven Dicke model.

The symmetric and equally spaced detuning case is the exception. The diagonalization of the full Liouvillian matrix with $N = 4$ shows 4 zero eigenvalues even after the perturbation, in contrast to the unique zero eigenvalue in the dephasing, driving phase, and separation perturbations. The projection of the initial state, where all transmons are in the ground state, on the 4 eigenstates yields the dimer state and the projection on the other states decay away. Because dimers do not couple to the waveguide mode, the total photon emission rate in Eq. (14) is exactly 0. So the correlated photon emission rate has the same magnitude but opposite sign to the spontaneous emission rate, which is proportional to the average

excitation $\sum_n \langle \hat{e}_n \rangle$, as shown in Eq. (15). Different detuning profiles lead to different average excitations and account for the different steady-state correlated photon emission rates in Fig. 6.

B. An angular momentum coupling scheme

For the dependence of the degeneracy on the transmon number, we use the eigenstates of the operators $\{\hat{S}_1^2, \hat{S}_{12}^2, \hat{S}_{13}^2, \dots, \hat{S}_{1N}^2, \hat{S}_z\}$, where $\hat{S}_{1n}^2 = (\hat{S}_1 + \hat{S}_2 + \dots + \hat{S}_n)^2$. Given $S_n = \frac{1}{2}$ and $\hat{S}_{1N} = \hat{S}$, the eigenstates can be written as:

$$|a, S, M\rangle = \left| \left(\left(\left(\frac{1}{2}, \frac{1}{2} \right), S_{12}, \frac{1}{2} \right), S_{13}, \frac{1}{2} \right), \dots, S, M \right\rangle \quad (31)$$

where S and M refer to the total spin and its projection on the z axis. The index a is used to distinguish between different angular momentum couplings with the same S and M . In Table II in Appendix A we give an example of how the angular momentum couplings are labeled for $N = 4$. The angular momentum couplings are orthogonal to each other, implying the definition of a basis of density operator using their outer product:

$$\begin{aligned} \text{Tr}(|a, S, M\rangle \langle a', S', M'|) &= \langle a', S', M'| a, S, M\rangle \\ &= \delta_{aa'} \delta_{SS'} \delta_{MM'} = \left(\prod_{\nu=2}^{N-1} \delta_{S_{1\nu} S'_{1\nu}} \right) \delta_{SS'} \delta_{MM'} \end{aligned} \quad (32)$$

Given the total spin S and the angular momentum coupling indices a and b , the steady-state density operator for the unperturbed driven Dicke model, $\hat{\rho}_S^{a,b}$, can be written as:

$$\hat{\rho}_S^{a,b} = \sum_{M, M'} \rho_{M, M'}^S |a, S, M\rangle \langle b, S, M'|, \quad (33)$$

where the coefficients $\rho_{M, M'}^S$ are not labeled with index a and b because of the degeneracy of the pure driven Dicke model (See Appendix A): The equations of motion in Eq. (A1) only change M and conserve the total spin S . Therefore, the density operators with the same S share the same equations of motion and must have the same coefficients $\rho_{M, M'}^S$. The number of possible choices of $\hat{\rho}_S^{a,b}$ indicates the degeneracy of density operators given a total spin S . It is worth mentioning that the angular momentum coupling a and b are not necessarily the same and Eq. (32) implies the trace of $\hat{\rho}_S^{a,b}$:

$$\text{Tr}(\hat{\rho}_S^{a,b}) = \delta_{ab} \quad (34)$$

So, in addition to what we call “diagonal” operators with $a = b$ and trace $\text{Tr}(\hat{\rho}_S^{a,b}) = 1$, there is another type called “off-diagonal” operators with $a \neq b$ and trace being 0.

Due to the non-hermiticity and zero trace, “off-diagonal” operators themselves cannot be physical density operators, but together with the “diagonal” operators, they can constitute the steady-state density operator of the pure driven Dicke model.

If a or b can take D_S values, or the degeneracy for the state $|S, m\rangle$ is D_S , there should be D_S^2 possible steady-state density operators associated with the total spin S . So the total degeneracy (or the possible number of steady states) N_{ss} is:

$$N_{ss} = \sum_S D_S^2 \quad (35)$$

By [1, 63, 94], the expression of D_S for N transmons with total spin S reads:

$$D_S = (2S + 1) \frac{N!}{(\frac{N}{2} + S + 1)! (\frac{N}{2} - S)!} \quad (36)$$

Using Eq. (35) and (36), we calculate the degeneracy and compare it to the results from the diagonalization of the Liouvillian in Fig. 10.

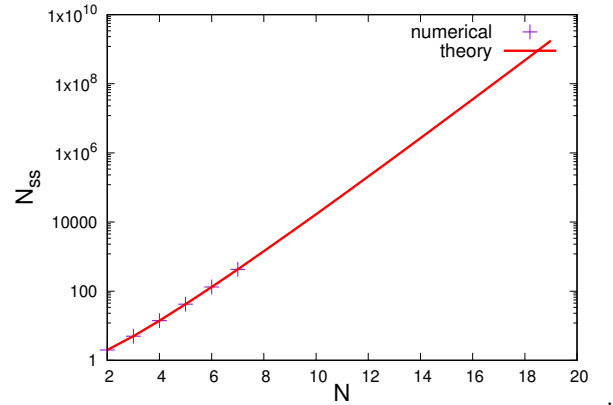


FIG. 10. Comparison between the degeneracy from the diagonalization of the Liouvillian and the theory from the angular momentum scheme

To simplify the notation, we attach an index η to the combined indices $\{S, a, b\}$ so that density operators $\hat{\rho}_S^{a,b}$ can be written as $\hat{\rho}_\eta$.

Given the degenerate subspace of steady states spanned by the N_{ss} density operators $\{\hat{\rho}_\eta\}$, we investigate the effect of the perturbation on the subspace: With the definition of the left operator in Eq. (B2) and the orthogonality relation in Eq. (B3), we project the superoperator $\mathcal{L}[\cdot]$ into the degenerate subspace, represented by an $N_{ss} \times N_{ss}$ matrix \hat{C} , whose matrix elements $C_{\eta\eta'}$ denote the coupling from $\hat{\rho}_{\eta'}$ to the time derivative $\dot{\hat{\rho}}_\eta$. The details of evaluating the matrix elements are elaborated in Appendix B.

For the dephasing case, a pure dissipative perturbation, we diagonalize the matrix \hat{C} and the comparison with the real parts of the eigenvalues from the diagonalization of the Liouvillian shows good agreement. So the

dephasing perturbation causes a mixing between the degenerate steady states so that the eigenvalues, except for one with $\mu_0 = 0$, have negative real parts linearly dependent on the dephasing rate. As a result, there only remains one steady state and others decay away. The rate of decay can be retrieved from the real parts of the coupling matrix \hat{C} . As for the imaginary parts, they are all zero in the eigenvalues of the coupling matrix \hat{C} . So pure dissipative perturbation like dephasing introduces the first-order correction to the real parts of the eigenvalues. By Eq. (18), the dephasing perturbation $\Delta\mathcal{L}$ is linearly proportional to the dephasing rate Γ_ϕ . This accounts for the linear dependence of the decay rate of γ_{SR} on the dephasing rate.

For the pure Hamiltonian-type perturbation, we diagonalize the matrix \hat{C} for the driving phase case. This time all the real parts are zero while the imaginary parts agree well with the full diagonalization results. So the pure Hamiltonian-type perturbation introduces the first-order perturbation to the imaginary parts of the Liouvillian eigenvalues. It also leads to a second-order correction to the real parts. This accounts for the quadratic dependence of the decay rate of γ_{SR} on the perturbation k_ϕ .

The perturbation of separation, by Eqs. (22), (23), and (24), is a combination of ΔH and $\Delta\mathcal{L}$ type perturbation. As mentioned above, ΔH type perturbation leads to a first-order change in the imaginary parts of the Liouvillian eigenvalues and a second-order correction in the real parts. Since the corresponding coefficients $\Omega_{nm} \propto \Delta d$, the contribution to the imaginary parts is proportional to Δd and the contribution to the real parts is proportional to Δd^2 . Meanwhile, the $\Delta\mathcal{L}$ type perturbation yields a first-order perturbation in the real parts and a second-order perturbation in the imaginary parts. But because the coefficients $\Gamma_{nm} \propto \Delta d^2$, the first-order perturbation in real parts is proportional to Δd^2 which is the same power of Δd from the perturbation in imaginary parts. So both $\Delta\mathcal{L}$ type and ΔH type perturbations contribute to the perturbation in the real parts $\propto \Delta d^2$. This accounts for the quadratic dependence of the decay rate of γ_{SR} on the perturbation Δd .

V. SUMMARY

We investigated the effect of perturbations on driven Dicke superradiance in a 1D transmon lattice coupled to a 1D waveguide. With perfect homogeneous driving and separation of exactly an integer multiple of the wavelength, the 1D lattice of transmons can exhibit driven Dicke superradiance. However, even an infinitesimal perturbation can lead to a significantly different steady state.

To study the dynamics of the perturbed driven Dicke model, we diagonalized the Liouvillian for different sizes of perturbation, which reveals a degenerate subspace of steady states for the unperturbed system. Using an angular momentum coupling basis and first-order perturba-

tion theory on the degenerate subspace, we obtained the expression of the degeneracy and construct the coupling matrix \hat{C} , the projection of the Liouvillian matrix $\hat{\mathcal{L}}$ in an angular momentum basis. In degenerate perturbation theory, the eigenstates (steady states in the degenerate subspace) do not depend on the perturbation strength but are mixed by the perturbation, leading to the modulation of the eigenvalues proportional to the perturbation to lowest order. The diagonalization of \hat{C} shows the details of the modulation for the dephasing, driving phase, and separation perturbation.

A pure dissipative perturbation, like dephasing, introduces a first-order correction to the real parts of the full Liouvillian's eigenvalues. This explains the linear dependence of the decay rate of γ_{SR} on the dephasing rate. In contrast, a pure Hamiltonian type perturbation, like the driving phase, contributes a first-order correction to the imaginary parts and a second-order correction to the real parts. This accounts for the quadratic dependence of the decay rate of γ_{SR} on the driving phase perturbation, k_ϕ . The separation perturbation is a combination of pure dissipative and Hamiltonian type perturbation. Its Hamiltonian type perturbation, the strength of the perturbed exchange interaction, $\Delta\Omega_{nm}$, is linearly proportional to the change in lattice constant Δd . Its first-order correction contributes to the imaginary parts $\propto \Delta d$ while the second-order correction leads to real parts $\propto \Delta d^2$. The dissipative perturbation due to the change of separation, evaluated by Γ_{nm} , is quadratic to Δd . Its first-order correction contributes to the real parts $\propto \Delta d^2$. So both the Hamiltonian type perturbation and dissipative perturbation contribute to the real parts $\propto \Delta d^2$ - this accounts for the quadratic dependence of the decay rate of γ_{SR} on Δd . For all three perturbations, there is one unique steady state and the others decay away. As with the more familiar degenerate perturbation theory for hermitian operators, the degenerate subspace of steady states explains why even an infinitesimal perturbation leads to complete mixing within the subspace. The exception was the detuning perturbation with equally spaced detunings. For this case, the perturbation does not fully lift the degeneracy of the steady states which led to a dependence of the steady state on the size of the perturbation.

For future research, several avenues remain open for exploration in the context of the driven Dicke model. One promising direction is the application of higher-order perturbation theory to better understand the dynamics of the imperfect driven Dicke model. Additionally, the study of novel phase transitions resulting from the interplay between parameterized driving and dissipation could reveal new and interesting phenomena [21–30]. Another area worth investigating is the impact of additional factors on driven Dicke superradiance. For instance, incorporating exchange interactions into the model might provide valuable insights [97–100]. Beyond continuous wave driving, exploring the driven Dicke model with quantized photons presents another intriguing research opportunity. Finally, introducing disorder into the system

could lead to novel physical behaviors and is a topic of active investigation[64–66, 71].

ACKNOWLEDGMENTS

This work was supported by the National Science Foundation under Award No. 2109987-PHY. This research was supported in part through computational resources provided by Information Technology at Purdue University, West Lafayette, Indiana.

Appendix A: Degeneracy of the Liouvillian's eigenvalues, counting the number of possible steady states

To discuss the degeneracy of Liouvillian's eigenvalues, we need to study the degeneracy of the dynamics of the perfect driven Dicke model[56, 94]:

$$\begin{aligned} \dot{\rho} = & -i\left[\frac{\Omega}{2}(\hat{S}_+ + \hat{S}_-) - \Delta\hat{S}_z, \rho\right] \\ & + \frac{\Gamma}{2}(2\hat{S}_-\hat{\rho}\hat{S}_+ - \hat{S}_+\hat{S}_-\hat{\rho} - \hat{\rho}\hat{S}_+\hat{S}_-) \end{aligned} \quad (\text{A1})$$

Since all the operators in Eq. (A1) are total spin operators, they commute with the spin square operators. We consider the eigenstates of the operators $\{\hat{S}_1^2, \hat{S}_{12}^2, \hat{S}_{13}^2, \dots, \hat{S}_{1N}^2, \hat{S}_z\}$:

$$|a, S, M\rangle = \left| \left(\left(\left(\frac{1}{2}, \frac{1}{2} \right), S_{12}, \frac{1}{2} \right), S_{13}, \frac{1}{2} \right), \dots, S, M \right\rangle, \quad (\text{A2})$$

where the left-hand side is the in-short representation of the eigenstates using the index a to distinguish between different angular momentum couplings. In Table II, we give an example of the state list for the transmon number $N = 4$.

TABLE II. State table using index a to distinguish between the degenerate states with the same total spin S

S, a	S_1	S_{12}	S_{13}	S	M
$S = 0, a = 0$	$\frac{1}{2}$	0	$\frac{1}{2}$	0	0
$S = 0, a = 1$	$\frac{1}{2}$	1	$\frac{1}{2}$	0	0
$S = 1, a = 0$	$\frac{1}{2}$	0	$\frac{1}{2}$	1	-1, 0, 1
$S = 1, a = 1$	$\frac{1}{2}$	1	$\frac{1}{2}$	1	-1, 0, 1
$S = 1, a = 2$	$\frac{1}{2}$	1	$\frac{3}{2}$	1	-1, 0, 1
$S = 2, a = 0$	$\frac{1}{2}$	1	$\frac{3}{2}$	2	-2, -1, 0, 1, 2

Note that the equation of motion only changes M and conserves the total spin S , so the density operators with the same total spin S share the same equations of motion.

If we only consider the S and M degrees of freedom and denote the density operator with total spin S by:

$$\hat{\rho}^S = \sum_{M, M'} |S, M\rangle \langle S, M'| \rho_{M, M'}^S, \quad (\text{A3})$$

the dynamics of the matrix element $\rho_{M, M'}^S$ can be written as:

$$\begin{aligned} \dot{\rho}_{M, M'}^S = & -i\left[\frac{\Omega}{2}(A_{M-1}\rho_{M-1, M'}^S + A_M\rho_{M+1, M'}^S \right. \\ & \left. - A_{M'-1}\rho_{M, M'-1}^S - A_{M'}\rho_{M, M'+1}^S) - \Delta(M-M')\rho_{M, M'}^S\right] \\ & + \frac{\Gamma}{2}(2A_MA_{M'}\rho_{M+1, M'+1}^S - A_{M-1}^2\rho_{M, M'}^S - A_{M'-1}^2\rho_{M, M'}^S), \end{aligned} \quad (\text{A4})$$

where

$$A_M = \sqrt{S(S+1) - M(M+1)} \quad (\text{A5})$$

Solving Eq. (A4) yields the steady-state solution $\hat{\rho}_{ss}^S$. In this work, we are mainly interested in the steady-state solution, so for the later discussion the matrix element of $\hat{\rho}_{ss}^S$ will be denoted by $\rho_{M, M'}^S$. Taking the angular momentum coupling into account, for a given index a for ket and b for bra, the steady-state density operators can be written as:

$$\hat{\rho}_S^{a, b} = \sum_{M, M'} \rho_{M, M'}^S |a, S, M\rangle \langle b, S, M'|. \quad (\text{A6})$$

Because the equation of motion for the perfect driven Dicke model in Eq. (A1) and (A4) does not depend on the angular momentum coupling, any choice of a and b will share the same coefficients $\rho_{M, M'}^S$, which is the origin of the degeneracy of the possible steady-state density operators. For a given total spin S and transmon number N , the degeneracy of the angular momentum coupling degrees of freedom is[1, 63, 94]:

$$D_S = (2S+1) \frac{N!}{(\frac{N}{2} + S + 1)!(\frac{N}{2} - S)!} \quad (\text{A7})$$

Because both a and b have D_S degeneracy, the degeneracy of the density operator $\hat{\rho}_S^{a, b}$ should be D_S^2 . Summing over S gives the degeneracy of the eigenvalues of the Liouvillian in Eq. (35). For example, for $N = 4$, the degeneracy $N_{ss} = 2^2 + 3^2 + 1^2 = 14$ which matches the value in Table I.

Appendix B: Perturbation theory in the degenerate subspace, evaluation of the coupling matrix elements

Using the density operators in Eq. (33) as a basis, the steady-state density operator for the perfect driven Dicke

case can be written as a linear combination of the density operators in Eq. (33):

$$\hat{\rho}_{ss} = \sum_{S,a,b} R_{S,a,b} \hat{\rho}_S^{a,b} = \sum_{\eta} R_{\eta} \hat{\rho}_{\eta} \quad (\text{B1})$$

where we use a single index η to denote the 3 indices $\{S, a, b\}$ for simplicity. As an analogy to the left and right eigenvectors for a non-hermitian matrix, we define the left operator:

$$\hat{\rho}_{\eta}^L = \hat{\rho}_S^{a,b,L} = \sum_{M,M'} \delta_{MM'} |b, S, M'\rangle \langle a, S, M| \quad (\text{B2})$$

so that the inner product of the left and right operators can be defined as the trace of their matrix product:

$$\begin{aligned} \text{Tr}(\hat{\rho}_{\eta}^L \hat{\rho}_{\eta'}) &= \text{Tr}[(\sum_{\mu,\mu'} \delta_{\mu\mu'} |b, S, \mu'\rangle \langle a, S, \mu|) \\ &(\sum_{M,M'} \rho_{MM'}^{S'} |a', S', M\rangle \langle b', S', M'|)] \\ &= \delta_{\eta\eta'} \sum_M \rho_{MM}^S = \delta_{\eta\eta'} \end{aligned} \quad (\text{B3})$$

The essence of the perturbation theory is to evaluate the transition among the basis operators $\hat{\rho}_{\eta}$ due to the perturbation.

For dephasing, a kind of pure dissipative perturbation, the perturbed dynamics can be written as:

$$\Delta \dot{\hat{\rho}} = \sum_n \frac{\Gamma_{\phi}}{4} (\hat{\sigma}_n^z \hat{\rho} \hat{\sigma}_n^z - \hat{\rho}). \quad (\text{B4})$$

For first-order perturbation theory, we substitute the steady-state density operator in Eq. (B1) into the perturbed dynamics in Eq. (B4) and take the projection on $\hat{\rho}_{\eta}$ by acting the left operator $\hat{\rho}_{\eta}^L$ on Eq. (B4) and taking the trace:

$$\begin{aligned} \dot{R}_{\eta} &= \frac{\Gamma_{\phi}}{4} \sum_n \sum_{\eta'} \text{Tr}(\hat{\rho}_{\eta}^L \hat{\sigma}_n^z \hat{\rho}_{\eta'} \hat{\sigma}_n^z - \hat{\rho}_{\eta}^L \hat{\rho}_{\eta'}) \\ &= \frac{\Gamma_{\phi}}{4} \sum_{\eta'} [O_{\eta\eta'} - N \delta_{\eta\eta'}] R_{\eta'} = \sum_{\eta'} C_{\eta\eta'} R_{\eta'}, \end{aligned} \quad (\text{B5})$$

or in vector form:

$$\dot{\vec{R}} = \frac{\Gamma_{\phi}}{4} (\hat{O} - N \hat{I}) \vec{R} = \hat{C} \vec{R}, \quad (\text{B6})$$

where \hat{O} is an $N_{ss} \times N_{ss}$ matrix, with matrix element defined as:

$$O_{\eta\eta'} = \sum_n \sum_{M,M'} \rho_{M,M'}^{S'} \langle a, S, M | \hat{\sigma}_n^z | a', S', M \rangle \langle b', S', M' | \hat{\sigma}_n^z | b, S, M' \rangle \quad (\text{B7})$$

The matrix elements of $\hat{\sigma}_n^z$ in the angular momentum basis $|a, S, M\rangle$ can be evaluated using standard angular momentum techniques (for example, see Ref. [101]).

For a pure ΔH type perturbation, the perturbed dynamics read:

$$\dot{\hat{\rho}} = -i[\Delta H \hat{\rho} - \hat{\rho} \Delta H]. \quad (\text{B8})$$

Similar to the dephasing case, using the first-order perturbation theory, we substitute the steady-state density operator in Eq. (B1) into Eq. (B8) and project to $\hat{\rho}_{\eta}$ by acting the left operator $\hat{\rho}_{\eta}^L$ on Eq. (B8) and taking the trace:

$$\dot{R}_{\eta} = -i \sum_{\eta'} \text{Tr}(\hat{\rho}_{\eta}^L \Delta H \hat{\rho}_{\eta'} - \hat{\rho}_{\eta}^L \hat{\rho}_{\eta'} \Delta H) R_{\eta'} \quad (\text{B9})$$

Substitute the definition of $\hat{\rho}_{\eta}^L$ in Eq. (B2) and $\hat{\rho}_{\eta'}$ in Eq. (A6) into Eq. (B9) and lead to:

$$\dot{R}_{\eta} = \sum_{\eta'} C_{\eta\eta'} R_{\eta'}, \quad (\text{B10})$$

where the matrix element of the coupling matrix is:

$$\begin{aligned} C_{\eta\eta'} &= -i \sum_{M,M'} \rho_{M,M'}^{S'} \delta_{SS'} (\delta_{bb'} \langle a, S, M' | \Delta H | a', S', M \rangle \\ &\quad - \delta_{aa'} \langle b', S', M' | \Delta H | b, S, M \rangle) \end{aligned} \quad (\text{B11})$$

The matrix elements in Eq. (B11) can be evaluated using the standard angular momentum techniques in [101].

* robichf@purdue.edu

- [1] R. H. Dicke, Coherence in spontaneous radiation processes, Phys. Rev. **93**, 99 (1954).
- [2] N. E. Rehler and J. H. Eberly, Superradiance, Phys. Rev. A **3**, 1735 (1971).

- [3] M. Gross and S. Haroche, Superradiance: An essay on the theory of collective spontaneous emission, Physics reports **93**, 301 (1982).
- [4] N. Skribanowitz, I. P. Herman, J. C. MacGillivray, and M. S. Feld, Observation of dicke superradiance in opti-

- cally pumped hf gas, *Phys. Rev. Lett.* **30**, 309 (1973).
- [5] M. Gross, C. Fabre, P. Pillet, and S. Haroche, Observation of near-infrared dicke superradiance on cascading transitions in atomic sodium, *Phys. Rev. Lett.* **36**, 1035 (1976).
 - [6] J. M. Raimond, P. Goy, M. Gross, C. Fabre, and S. Haroche, Collective absorption of blackbody radiation by rydberg atoms in a cavity: An experiment on bose statistics and brownian motion, *Phys. Rev. Lett.* **49**, 117 (1982).
 - [7] M. Scheibner, T. Schmidt, L. Worschech, A. Forchel, G. Bacher, T. Passow, and D. Hommel, Superradiance of quantum dots, *Nature Physics* **3**, 106 (2007).
 - [8] R. Röhlsberger, K. Schlage, B. Sahoo, S. Couet, and R. Ruffer, Collective lamb shift in single-photon superradiance, *Science* **328**, 1248 (2010).
 - [9] S. Inouye, A. Chikkatur, D. Stamper-Kurn, J. Stenger, D. Pritchard, and W. Ketterle, Superradiant rayleigh scattering from a bose-einstein condensate, *Science* **285**, 571 (1999).
 - [10] S. Slama, S. Bux, G. Krenz, C. Zimmermann, and P. W. Courteille, Superradiant rayleigh scattering and collective atomic recoil lasing in a ring cavity, *Phys. Rev. Lett.* **98**, 053603 (2007).
 - [11] R. G. DeVoe and R. G. Brewer, Observation of superradiant and subradiant spontaneous emission of two trapped ions, *Phys. Rev. Lett.* **76**, 2049 (1996).
 - [12] J. Eschner, C. Raab, F. Schmidt-Kaler, and R. Blatt, Light interference from single atoms and their mirror images, *Nature* **413**, 495 (2001).
 - [13] D. Malz, R. Trivedi, and J. I. Cirac, Large- n limit of dicke superradiance, *Phys. Rev. A* **106**, 013716 (2022).
 - [14] D. Meiser, J. Ye, D. R. Carlson, and M. J. Holland, Prospects for a millihertz-linewidth laser, *Phys. Rev. Lett.* **102**, 163601 (2009).
 - [15] T. Maier, S. Kraemer, L. Ostermann, and H. Ritsch, A superradiant clock laser on a magic wavelength optical lattice, *Opt. Express* **22**, 13269 (2014).
 - [16] J. G. Bohnet, Z. Chen, J. M. Weiner, D. Meiser, M. J. Holland, and J. K. Thompson, A steady-state superradiant laser with less than one intracavity photon, *Nature* **484**, 78 (2012).
 - [17] M. A. Norcia and J. K. Thompson, Cold-strontium laser in the superradiant crossover regime, *Phys. Rev. X* **6**, 011025 (2016).
 - [18] M. A. Norcia, M. N. Winchester, J. R. Cline, and J. K. Thompson, Superradiance on the millihertz linewidth strontium clock transition, *Science advances* **2**, e1601231 (2016).
 - [19] T. Laske, H. Winter, and A. Hemmerich, Pulse delay time statistics in a superradiant laser with calcium atoms, *Phys. Rev. Lett.* **123**, 103601 (2019).
 - [20] S. A. Schäffer, M. Tang, M. R. Henriksen, A. A. Jørgensen, B. T. R. Christensen, and J. W. Thomsen, Lasing on a narrow transition in a cold thermal strontium ensemble, *Phys. Rev. A* **101**, 013819 (2020).
 - [21] H. Weimer, Variational principle for steady states of dissipative quantum many-body systems, *Phys. Rev. Lett.* **114**, 040402 (2015).
 - [22] B. Olmos, D. Yu, and I. Lesanovsky, Steady-state properties of a driven atomic ensemble with nonlocal dissipation, *Phys. Rev. A* **89**, 023616 (2014).
 - [23] C. D. Parmee and N. R. Cooper, Phases of driven two-level systems with nonlocal dissipation, *Phys. Rev. A* **97**, 053616 (2018).
 - [24] T. E. Lee, S. Gopalakrishnan, and M. D. Lukin, Unconventional magnetism via optical pumping of interacting spin systems, *Phys. Rev. Lett.* **110**, 257204 (2013).
 - [25] R. J. Lewis-Swan, S. R. Muleady, D. Barberena, J. J. Bollinger, and A. M. Rey, Characterizing the dynamical phase diagram of the dicke model via classical and quantum probes, *Phys. Rev. Res.* **3**, L022020 (2021).
 - [26] C. D. Parmee and J. Ruostekoski, Signatures of optical phase transitions in superradiant and subradiant atomic arrays, *Communications Physics* **3**, 205 (2020).
 - [27] S. Ashhab and K. Semba, Superradiance phase transition in the presence of parameter fluctuations, *Phys. Rev. A* **95**, 053833 (2017).
 - [28] O. Viehmann, J. von Delft, and F. Marquardt, Superradiant phase transitions and the standard description of circuit qed, *Phys. Rev. Lett.* **107**, 113602 (2011).
 - [29] M. Bamba and N. Imoto, Circuit configurations which may or may not show superradiant phase transitions, *Phys. Rev. A* **96**, 053857 (2017).
 - [30] M. Bamba, K. Inomata, and Y. Nakamura, Superradiant phase transition in a superconducting circuit in thermal equilibrium, *Phys. Rev. Lett.* **117**, 173601 (2016).
 - [31] J. Hannukainen and J. Larson, Dissipation-driven quantum phase transitions and symmetry breaking, *Phys. Rev. A* **98**, 042113 (2018).
 - [32] A. González-Tudela and D. Porras, Mesoscopic entanglement induced by spontaneous emission in solid-state quantum optics, *Phys. Rev. Lett.* **110**, 080502 (2013).
 - [33] O. Somech, Y. Shimshi, and E. Shahmoon, Heisenberg-langevin approach to driven superradiance, *Phys. Rev. A* **108**, 023725 (2023).
 - [34] H. Kim, W. Lee, H.-g. Lee, H. Jo, Y. Song, and J. Ahn, In situ single-atom array synthesis using dynamic holographic optical tweezers, *Nature communications* **7**, 13317 (2016).
 - [35] M. Endres, H. Bernien, A. Keesling, H. Levine, E. R. Anschuetz, A. Krajenbrink, C. Senko, V. Vuletic, M. Greiner, and M. D. Lukin, Atom-by-atom assembly of defect-free one-dimensional cold atom arrays, *Science* **354**, 1024 (2016).
 - [36] D. Barredo, S. De Léséleuc, V. Lienhard, T. Lahaye, and A. Browaeys, An atom-by-atom assembler of defect-free arbitrary two-dimensional atomic arrays, *Science* **354**, 1021 (2016).
 - [37] M. Norcia, A. Young, and A. Kaufman, Microscopic control and detection of ultracold strontium in optical-tweezer arrays, *Physical Review X* **8**, 041054 (2018).
 - [38] S. Saskin, J. T. Wilson, B. Grinkemeyer, and J. D. Thompson, Narrow-line cooling and imaging of ytterbium atoms in an optical tweezer array, *Phys. Rev. Lett.* **122**, 143002 (2019).
 - [39] D. Ohl de Mello, D. Schaffner, J. Werkmann, T. Preuschoff, L. Kohfahl, M. Schlosser, and G. Birkel, Defect-free assembly of 2d clusters of more than 100 single-atom quantum systems, *Phys. Rev. Lett.* **122**, 203601 (2019).
 - [40] W. S. Bakr, A. Peng, M. E. Tai, R. Ma, J. Simon, J. I. Gillen, S. Foelling, L. Pollet, and M. Greiner, Probing the superfluid-to-mott insulator transition at the single-atom level, *Science* **329**, 547 (2010).
 - [41] J. F. Sherson, C. Weitenberg, M. Endres, M. Cheneau, I. Bloch, and S. Kuhr, Single-atom-resolved fluorescence imaging of an atomic mott insulator, *Nature* **467**, 68

- (2010).
- [42] D. Greif, M. F. Parsons, A. Mazurenko, C. S. Chiu, S. Blatt, F. Huber, G. Ji, and M. Greiner, Site-resolved imaging of a fermionic mott insulator, *Science* **351**, 953 (2016).
 - [43] A. Kumar, T.-Y. Wu, F. Giraldo, and D. S. Weiss, Sorting ultracold atoms in a three-dimensional optical lattice in a realization of maxwell’s demon, *Nature* **561**, 83 (2018).
 - [44] A. C. Santos, A. Cidrim, C. J. Villas-Boas, R. Kaiser, and R. Bachelard, Generating long-lived entangled states with free-space collective spontaneous emission, *Phys. Rev. A* **105**, 053715 (2022).
 - [45] A. C. Santos and R. Bachelard, Generation of maximally entangled long-lived states with giant atoms in a waveguide, *Phys. Rev. Lett.* **130**, 053601 (2023).
 - [46] S. J. Masson and A. Asenjo-Garcia, Universality of dicke superradiance in arrays of quantum emitters, *Nature Communications* **13**, 2285 (2022).
 - [47] W.-K. Mok, A. Asenjo-Garcia, T. C. Sum, and L.-C. Kwek, Dicke superradiance requires interactions beyond nearest neighbors, *Phys. Rev. Lett.* **130**, 213605 (2023).
 - [48] E. Sierra, S. J. Masson, and A. Asenjo-Garcia, Dicke superradiance in ordered lattices: Dimensionality matters, *Phys. Rev. Res.* **4**, 023207 (2022).
 - [49] S. J. Masson, J. P. Covey, S. Will, and A. Asenjo-Garcia, Dicke superradiance in ordered arrays of multi-level atoms, *PRX Quantum* **5**, 010344 (2024).
 - [50] R. Ma, B. Saxberg, C. Owens, N. Leung, Y. Lu, J. Simon, and D. I. Schuster, A dissipatively stabilized mott insulator of photons, *Nature* **566**, 51 (2019).
 - [51] A. Wallraff, D. I. Schuster, A. Blais, L. Frunzio, R.-S. Huang, J. Majer, S. Kumar, S. M. Girvin, and R. J. Schoelkopf, Strong coupling of a single photon to a superconducting qubit using circuit quantum electrodynamics, *Nature* **431**, 162 (2004).
 - [52] J. A. Mlynek, A. A. Abdumalikov, C. Eichler, and A. Wallraff, Observation of dicke superradiance for two artificial atoms in a cavity with high decay rate, *Nature communications* **5**, 5186 (2014).
 - [53] N. Lambert, Y. Matsuzaki, K. Kakuyanagi, N. Ishida, S. Saito, and F. Nori, Superradiance with an ensemble of superconducting flux qubits, *Phys. Rev. B* **94**, 224510 (2016).
 - [54] A. F. Van Loo, A. Fedorov, K. Lalumiere, B. C. Sanders, A. Blais, and A. Wallraff, Photon-mediated interactions between distant artificial atoms, *Science* **342**, 1494 (2013).
 - [55] K. Lalumière, B. C. Sanders, A. F. van Loo, A. Fedorov, A. Wallraff, and A. Blais, Input-output theory for waveguide qed with an ensemble of inhomogeneous atoms, *Phys. Rev. A* **88**, 043806 (2013).
 - [56] G. Ferioli, A. Glicenstein, I. Ferrier-Barbut, and A. Browaeys, A non-equilibrium superradiant phase transition in free space, *Nature Physics* **19**, 1345 (2023).
 - [57] G. Ferioli, A. Glicenstein, F. Robicheaux, R. T. Sutherland, A. Browaeys, and I. Ferrier-Barbut, Laser-driven superradiant ensembles of two-level atoms near dicke regime, *Phys. Rev. Lett.* **127**, 243602 (2021).
 - [58] D. Goncalves, L. Bombieri, G. Ferioli, S. Pancaldi, I. Ferrier-Barbut, A. Browaeys, E. Shahmoon, and D. E. Chang, Driven-dissipative phase separation in free-space atomic ensembles, *arXiv preprint arXiv:2403.15237* (2024).
 - [59] S. Ostermann, O. Rubies-Bigorda, V. Zhang, and S. F. Yelin, Breakdown of steady-state superradiance in extended driven atomic arrays, *Phys. Rev. Res.* **6**, 023206 (2024).
 - [60] F. Iemini, D. Chang, and J. Marino, Dynamics of inhomogeneous spin ensembles with all-to-all interactions: Breaking permutational invariance, *Phys. Rev. A* **109**, 032204 (2024).
 - [61] P. Kirton and J. Keeling, Suppressing and restoring the dicke superradiance transition by dephasing and decay, *Phys. Rev. Lett.* **118**, 123602 (2017).
 - [62] E. G. Dalla Torre, Y. Shchadilova, E. Y. Wilner, M. D. Lukin, and E. Demler, Dicke phase transition without total spin conservation, *Phys. Rev. A* **94**, 061802 (2016).
 - [63] N. Shammah, N. Lambert, F. Nori, and S. De Liberato, Superradiance with local phase-breaking effects, *Phys. Rev. A* **96**, 023863 (2017).
 - [64] P. Das, S. Wüster, and A. Sharma, Dicke model with disordered spin-boson couplings, *Phys. Rev. A* **109**, 013715 (2024).
 - [65] Z. Zhou, H.-T. Chen, J. E. Subotnik, and A. Nitzan, Interplay between disorder, local relaxation, and collective behavior for an ensemble of emitters outside versus inside a cavity, *Phys. Rev. A* **108**, 023708 (2023).
 - [66] H.-T. Chen, Z. Zhou, M. Sukharev, J. E. Subotnik, and A. Nitzan, Interplay between disorder and collective coherent response: Superradiance and spectral motional narrowing in the time domain, *Phys. Rev. A* **106**, 053703 (2022).
 - [67] V. V. Temnov and U. Woggon, Superradiance and subradiance in an inhomogeneously broadened ensemble of two-level systems coupled to a low- q cavity, *Phys. Rev. Lett.* **95**, 243602 (2005).
 - [68] K. Stannigel, P. Rabl, and P. Zoller, Driven-dissipative preparation of entangled states in cascaded quantum-optical networks, *New Journal of Physics* **14**, 063014 (2012).
 - [69] T. Ramos, H. Pichler, A. J. Daley, and P. Zoller, Quantum spin dimers from chiral dissipation in cold-atom chains, *Physical review letters* **113**, 237203 (2014).
 - [70] H. Pichler, T. Ramos, A. J. Daley, and P. Zoller, Quantum optics of chiral spin networks, *Phys. Rev. A* **91**, 042116 (2015).
 - [71] M. Lei, R. Fukumori, J. Rochman, B. Zhu, M. Endres, J. Choi, and A. Faraon, Many-body cavity quantum electrodynamics with driven inhomogeneous emitters, *Nature*, 1 (2023).
 - [72] T. E. Roth, R. Ma, and W. C. Chew, The transmon qubit for electromagnetics engineers: An introduction, *IEEE Antennas and Propagation Magazine* **65**, 8 (2023).
 - [73] A. C. Li, F. Petruccione, and J. Koch, Perturbative approach to markovian open quantum systems, *Scientific reports* **4**, 4887 (2014).
 - [74] D. Huybrechts and T. Roscilde, Quantum correlations in the steady state of light-emitter ensembles from perturbation theory, *arXiv preprint arXiv:2402.16824* (2024).
 - [75] J. Thingna and D. Manzano, Degenerated liouvillians and steady-state reduced density matrices, *Chaos: An Interdisciplinary Journal of Nonlinear Science* **31** (2021).
 - [76] V. V. Albert, Lindbladans with multiple steady states: theory and applications (2018), *arXiv preprint*

- arXiv:1802.00010 .
- [77] E. A. Gómez, J. D. Castaño-Yepes, and S. P. Thirumuganandham, Perturbation theory for open quantum systems at the steady state, *Results in Physics* **10**, 353 (2018).
 - [78] C. Y. Li, *Nonequilibrium Many-Body Physics with Photons in Circuit-QED Lattices*, Ph.D. thesis, Northwestern University (2016).
 - [79] M. Krishna, P. Solanki, and S. Vinjanampathy, Select topics in open quantum systems, *Journal of the Indian Institute of Science* **103**, 513 (2023).
 - [80] A. Blais, S. M. Girvin, and W. D. Oliver, Quantum information processing and quantum optics with circuit quantum electrodynamics, *Nature Physics* **16**, 247 (2020).
 - [81] R. H. Lehmburg, Radiation from an n -atom system. i. general formalism, *Phys. Rev. A* **2**, 883 (1970).
 - [82] G. Lenz and P. Meystre, Resonance fluorescence from two identical atoms in a standing-wave field, *Phys. Rev. A* **48**, 3365 (1993).
 - [83] T. G. Rudolph, Z. Ficek, and B. J. Dalton, Two-atom resonance fluorescence in running- and standing-wave laser fields, *Phys. Rev. A* **52**, 636 (1995).
 - [84] Z. Ficek and R. Tanaš, Entangled states and collective nonclassical effects in two-atom systems, *Physics Reports* **372**, 369 (2002).
 - [85] F. Le Kien, S. D. Gupta, K. P. Nayak, and K. Hakuta, Nanofiber-mediated radiative transfer between two distant atoms, *Phys. Rev. A* **72**, 063815 (2005).
 - [86] D. Dzsojtan, A. S. Sørensen, and M. Fleischhauer, Quantum emitters coupled to surface plasmons of a nanowire: A green's function approach, *Phys. Rev. B* **82**, 075427 (2010).
 - [87] A. Gonzalez-Tudela, D. Martin-Cano, E. Moreno, L. Martin-Moreno, C. Tejedor, and F. J. Garcia-Vidal, Entanglement of two qubits mediated by one-dimensional plasmonic waveguides, *Phys. Rev. Lett.* **106**, 020501 (2011).
 - [88] D. Zueco, J. J. Mazo, E. Solano, and J. J. García-Ripoll, Microwave photonics with josephson junction arrays: Negative refraction index and entanglement through disorder, *Phys. Rev. B* **86**, 024503 (2012).
 - [89] D. E. Chang, L. Jiang, A. V. Gorshkov, and H. J. Kimble, Cavity qed with atomic mirrors, *New Journal of Physics* **14**, 063003 (2012).
 - [90] H. Zheng and H. U. Baranger, Persistent quantum beats and long-distance entanglement from waveguide-mediated interactions, *Phys. Rev. Lett.* **110**, 113601 (2013).
 - [91] A. Asenjo-Garcia, J. D. Hood, D. E. Chang, and H. J. Kimble, Atom-light interactions in quasi-one-dimensional nanostructures: A green's-function perspective, *Phys. Rev. A* **95**, 033818 (2017).
 - [92] S. J. Masson and A. Asenjo-Garcia, Atomic-waveguide quantum electrodynamics, *Phys. Rev. Res.* **2**, 043213 (2020).
 - [93] N. Fayard, L. Henriët, A. Asenjo-Garcia, and D. E. Chang, Many-body localization in waveguide quantum electrodynamics, *Phys. Rev. Res.* **3**, 033233 (2021).
 - [94] N. Shammah, S. Ahmed, N. Lambert, S. De Liberato, and F. Nori, Open quantum systems with local and collective incoherent processes: Efficient numerical simulations using permutational invariance, *Phys. Rev. A* **98**, 063815 (2018).
 - [95] L. Allen and J. H. Eberly, *Optical resonance and two-level atoms*, Vol. 28 (Courier Corporation, 1987).
 - [96] D. Manzano, A short introduction to the lindblad master equation, *Aip advances* **10** (2020).
 - [97] Y. Chen, C. Neill, P. Roushan, N. Leung, M. Fang, R. Barends, J. Kelly, B. Campbell, Z. Chen, B. Chiaro, A. Dunsworth, E. Jeffrey, A. Megrant, J. Y. Mutus, P. J. J. O'Malley, C. M. Quintana, D. Sank, A. Vainsencher, J. Wenner, T. C. White, M. R. Geller, A. N. Cleland, and J. M. Martinis, Qubit architecture with high coherence and fast tunable coupling, *Phys. Rev. Lett.* **113**, 220502 (2014).
 - [98] F. Yan, P. Krantz, Y. Sung, M. Kjaergaard, D. L. Campbell, T. P. Orlando, S. Gustavsson, and W. D. Oliver, Tunable coupling scheme for implementing high-fidelity two-qubit gates, *Phys. Rev. Appl.* **10**, 054062 (2018).
 - [99] A. Niskanen, K. Harrabi, F. Yoshihara, Y. Nakamura, S. Lloyd, and J. S. Tsai, Quantum coherent tunable coupling of superconducting qubits, *Science* **316**, 723 (2007).
 - [100] T. Hime, P. Reichardt, B. Plourde, T. Robertson, C.-E. Wu, A. Ustinov, and J. Clarke, Solid-state qubits with current-controlled coupling, *science* **314**, 1427 (2006).
 - [101] A. R. Edmonds, *Angular momentum in quantum mechanics*, Vol. 4 (Princeton university press, 1996).