

Comments on “Non-local Nucleon Matrix Elements in the Rest Frame”

Xiang Gao,¹ Jinchen He,^{2,1} Yushan Su,² Rui Zhang,¹ and Yong Zhao¹

¹*Physics Division, Argonne National Laboratory, Lemont, IL 60439, USA*

²*Department of Physics, University of Maryland, College Park, MD 20742, USA*

In a recent paper, “*Non-local Nucleon Matrix Elements in the Rest Frame*” (arXiv: 2407.16577), it was demonstrated that the next-to-leading order perturbative theory can describe, to a few percent accuracy, the lattice QCD static nucleon matrix elements of spatial correlators with separations up to 0.6 fm. We argue that perturbative QCD breaks down at such a distance scale after resumming the associated large logarithms, while the *ansatz* used in the analysis there did not account for resummation or the leading renormalon, both of which significantly affect the convergence of perturbation theory. Besides, we provide an explanation why the *ansatz* appears to describe the lattice data despite the breakdown of perturbation theory at large distances.

In a recent paper, “*Non-local Nucleon Matrix Elements in the Rest Frame*” [1], the authors studied the static nucleon matrix elements of the gauge-invariant quark bilinear operator

$$O_{\gamma^t}(z) = \bar{\psi}(z)\gamma^t W(z, 0)\psi(0), \quad (1)$$

where $W(z, 0)$ is a spatial Wilson line, from lattice QCD. The matrix elements were computed at an unphysical pion mass $m_\pi \sim 445$ MeV with three different lattice spacings. It was found that the bare matrix elements can be described by the *ansatz*

$$\exp(\Gamma(z/a_{\text{PR}})), \quad (2)$$

where Γ is the next-to-leading order (NLO) ultraviolet (UV) renormalization factor [2] under the Polyakov regularization (PR) [3],

$$\Gamma(\zeta) = \frac{\alpha_s C_F}{2\pi} \left[\left(2 + \frac{1}{\zeta^2}\right) \ln(1 + \zeta^2) - 2\zeta \tan^{-1}\zeta - 1 \right] \quad (3)$$

with $C_F = 4/3$, and the strong coupling constant α_s is a fitting parameter. The coupling α_s depends on the PR regulator, $1/a_{\text{PR}}$, which was identified as the lattice UV cutoff π/a that regulates both the linear and logarithmic divergences [1, 4]. The α_s is given by the leading-order (LO) approximation [1]

$$\alpha_s = \alpha_s(\pi/a) = -\frac{2\pi}{(11 - n_f/3) \ln(a\Lambda_{\text{QCD}}/\pi)}, \quad (4)$$

where n_f is the number of active quark flavors, and Λ_{QCD} becomes the fitting parameter. The lattice spacing a should be much smaller than $1/\Lambda_{\text{QCD}}$ for perturbation theory to be valid. Ref. [1] also studied an *ansatz* based on lattice perturbation theory, which led to similar findings, so we only focus on the *ansatz* in Eq. (2) for discussion here.

By neglecting the correlation of matrix elements at different z on the same lattice ensemble, the authors found that the simple *ansatz* in Eq. (2) with $\Lambda_{\text{QCD}} \approx 330$ MeV can pass through almost all the data points, despite that the χ^2/dof is of $O(10)$ or larger due to high data precision. Therefore, it was concluded that perturbation theory can describe the data up to $z \sim 0.6$ fm.

While it is nontrivial to observe such agreement, it does not necessarily mean that perturbative QCD still works at such a large distance scale. Above all, there is a plethora of evidence showing that perturbation theory breaks down beyond a distance scale of 0.2–0.3 fm, such as QCD sum rules [5], the instanton model [6], gluon effective mass [7, 8], the static potential [9], etc. For further discussions see Refs. [10–12]. Therefore, the hadronic matrix elements of nonlocal operators like $O_{\gamma^t}(z)$ should not be exceptional.

Now let us turn to the *ansatz* in Eqs. (2) and (3). There are several issues regarding its validity:

1. The simple exponentiation of the NLO correction is not justified. Except for the linear divergence [13–15], exponentiation is usually the outcome of solving the renormalization group equation (RGE), which is known as resummation. The logarithmic terms can be resummed as they follow the RGE, but the finite terms are either not resumable or follow completely different RGEs.
2. The resummation requires running α_s from an initial scale which is proportional to $1/z$ ¹ for the non-local matrix element [18]. When $\alpha_s(1/z) \sim 1$, or $z \sim 0.3$ –0.4 fm, perturbation theory already breaks down, let alone converging, which has been demonstrated in Refs. [19, 20].
3. The NLO correction did not account for the leading renormalon when regulating the linear divergence [21, 22], so perturbative convergence is not guaranteed. It has been demonstrated that without subtracting this renormalon, the $\overline{\text{MS}}$ version of $\Gamma(\zeta)$ already fails to converge at next-to-next-to-leading order at $z \sim 0.2$ –0.3 fm [23, 24].

¹ The common choice of the initial scale in the literature [6, 9, 16, 17] is c/z with $c \approx 1$, which is varied within a range to estimate the associated uncertainty. One may argue that if $c \approx 3$, then perturbation theory may converge at $z \sim 0.6$ fm, but there is no evidence to support that c is substantially different from one and, moreover, independent of the external state.

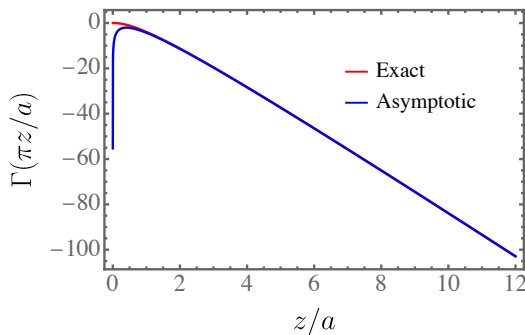


FIG. 1. The exact and asymptotic solutions to $\Gamma(\pi z/a)$.

Without resummation, the perturbative expression in Eq. (3) can always be evaluated at any z , but it does not carry much meaning in the non-perturbative region. Besides, since all the other effects, including higher order corrections, discretization, non-perturbative contamination, etc., are absorbed into the single parameter α_s or Λ_{QCD} , it loses universality and predictive power. Therefore, the *ansatz* at large z is essentially a model whose agreement with data is neither sufficient nor necessary to validate perturbation theory.

Then the question is: why does a simple one-parameter model seem to agree with the lattice data well?

First of all, we should be aware that the metric for “agreement” in Ref. [1] is not the usual correlated χ^2/dof , but the relative difference between the data and fit, which was found to be at percent level or even less. One might argue that this is not sufficient evidence for an agreement, but the small difference still suggests that the model must have captured the key physics.

To answer this question, let us take a closer look at the *ansatz*. The Polyakov regulator $a_{\text{PR}} = a/\pi$ can be regarded as a reduced lattice spacing, so the limit $\zeta = z/a_{\text{PR}} \gg 1$ is quickly saturated as z increases,

$$\lim_{\zeta \rightarrow \infty} \Gamma(\zeta) = \frac{\alpha_s C_F}{2\pi} (-\pi|\zeta| + 2 \ln \zeta^2 + 1), \quad (5)$$

where the linear term inside the brackets is exactly the power divergence. Fig. 1 compares the exact and asymptotic solutions to $\Gamma(\pi z/a)$, which converge fast for $z \geq 2a$, or, almost all the analyzed data points. Note that the anomalous dimension for logarithmic z^2 -evolution does not agree with the $\overline{\text{MS}}$ scheme [13, 25], because the quark wave function renormalization was not included. Nevertheless, this is not important for our discussion below, so we continue using Eq. (3) for direct comparison.

If we set aside the inconsistent anomalous dimension, the *ansatz* in Eq. (5) is similar to that used in the self-renormalization scheme [26],

$$\Gamma_{\text{SR}}(z, a) = \frac{kz}{a \ln(a\Lambda_{\text{QCD}})} + m_0 z + Z_{\overline{\text{MS}}}(z) + \dots, \quad (6)$$

where the first term is the linear divergence, and the parameters k and Λ_{QCD} are properly chosen or fitted to

effectively take into account part of the higher order corrections [27]. The short-distance coefficient $Z_{\overline{\text{MS}}}(z)$ is in the $\overline{\text{MS}}$ scheme. Here m_0 is the leading renormalon and of $O(\Lambda_{\text{QCD}})$, which was not considered in Ref. [1], and ... stands for discretization effects and the overall z -independent renormalization factor, which are unimportant for our discussion here.

In Ref. [26], the static pion matrix elements of $O_{\gamma^t}(z)$ was computed with five MILC ensembles [28] and three RBC/UKQCD ensembles [29] at different lattice spacings. The linear divergence in Eq. (6) can be extracted through the a -dependence of the matrix elements without constraining m_0 . However, it was found that k and Λ_{QCD} are strongly correlated. Different values of the duo can achieve a “good” fit while shifting the coefficient of z by constants, which cannot be distinguished from m_0 as it is the nature of renormalon ambiguity. Therefore, the *ansatz* in Eq. (5) is equivalent to fixing k , and there must be a value of Λ_{QCD} that can fit the data. Then, m_0 is fitted from the short-distance matrix elements at $a \ll z \lesssim 0.2$ fm for a chosen pair of $(k, \Lambda_{\text{QCD}})$. But after subtracting the linear divergence and $m_0 z$, the perturbative prediction $Z_{\overline{\text{MS}}}(z)$ fails to describe the data beyond $z \sim 0.2 - 0.3$ fm for any choice of $(k, \Lambda_{\text{QCD}})$ [26]. Since Eq. (5) does not include the renormalon, which effectively sets $m_0 = 0$, one should also expect it to miss the data points at long distances. Note that Eq. (6) has the same issue of lacking resummation and the regulation of leading renormalon, but even if they are both included [24, 30], it will be more obvious to see perturbation theory break down at $z \gtrsim 0.2 - 0.3$ fm.

To verify our claims, we subtract the linear term in Eq. (5) from both the lattice matrix elements $\tilde{\mathcal{M}}(z, a)$ and $\exp[\Gamma(\zeta)]$, and then compare them. As shown in Fig. 2, the fits with $n_f = 4$ and $\Lambda_{\text{QCD}} = 0.18$ GeV pass through most of the MILC data points from Ref. [26] up to fairly long distances². But after subtracting the linear divergence, the *ansatz* fails to agree with data with the opposite trend at $z \gtrsim 0.3$ fm, which is consistent with the findings of Ref. [26]. Even if we shift the value of Λ_{QCD} by 30% to account for the fitting error, the disagreement still persists at similar distance scales. Fig. 3 compares the nucleon matrix elements in Ref. [1] to the fits with $n_f = 2$ and $\Lambda_{\text{QCD}} \approx 0.33$ GeV³. They also diverge at $z \gtrsim 0.3$ fm with opposite trends⁴. Actually, their log ratio shows a mild linear dependence on z at short distances [1], indicating the renormalon effect [23, 24, 30].

Therefore, it is the linear divergence that dominates

² We found that to obtain a reasonable Λ_{QCD} , one must use unsmearing Wilson lines to generate the matrix elements, otherwise the fitted Λ_{QCD} would be incredibly small ($\ll 10^{-3}$ GeV). This is expected as smearing reduces the UV fluctuations, including the linear divergence.

³ The data are obtained by reading off Fig. 5 of Ref. [1].

⁴ The relative difference between data and theory can be 15% in our plot, in contrast to the 5% in Ref. [1], because the latter plotted the ratio between the logarithms of data and theory.

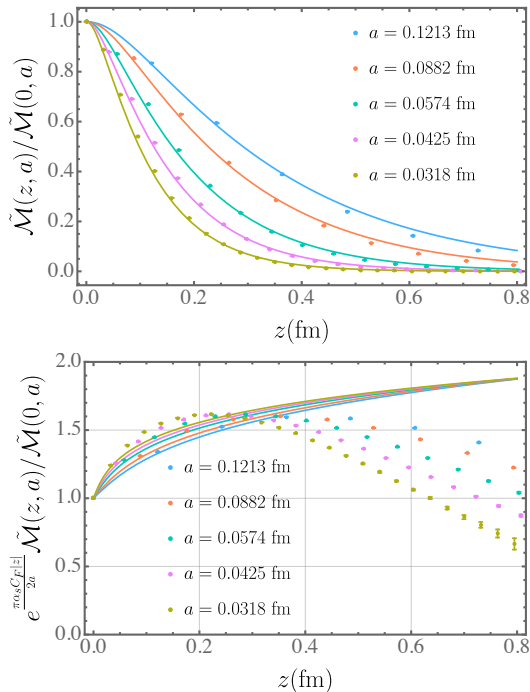


FIG. 2. The static pion matrix elements (data points), computed in Ref. [26] from the MILC ensembles, are compared to the fits (curves) with the *ansatz* in Eq. (2), which corresponds to $n_f = 4$ and $\Lambda_{\text{QCD}} = 0.18$ GeV. Upper panel: the full matrix elements. Lower panel: the matrix elements after subtracting $\exp[-\alpha_s C_F / (2\pi) \cdot \pi^2 |z|/a]$.

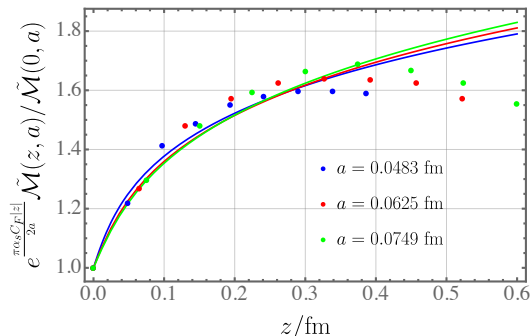


FIG. 3. After subtracting the linear divergence, the static proton matrix elements (data points) in Ref. [1] are compared to the theory (curves) with $n_f = 2$ and Λ_{QCD} fitted from each ensemble with $z \geq 2a$. Only the central values are plotted.

the bare static matrix elements. Since the linear divergence only depends on the UV cutoff, it is not surprising that a simple parametrization based on NLO correction can approximate it well. However, the remaining contribution changes mildly in z , whose deviation from perturbation theory is covered up by the linear-divergence dominance, which explains why the *ansatz* appears to describe the data at large distances.

Finally, a Gaussian factor was added to Eq. (2) in Ref. [1], which significantly improves the fit quality and even brings the χ^2/dof to less than one for $z \geq 3a$. Nevertheless, this does not prove that perturbation theory works at large distances. Instead, the (illegitimate) perturbative expression is part of the modelling there. Since the z -dependence is mild after subtracting the linear divergence, and the errors grow with z , it is possible to achieve good fit quality with more parameters.

In summary, the *ansatz* in Ref. [1] is not a rigorous perturbative solution, so it cannot be used to verify the validity of perturbation theory at long distances. The agreement observed between the fit and data is mainly due to the dominance of the linear divergence, which was adequately parametrized by the *ansatz*. But after subtracting the linear divergence, perturbation theory cannot describe the data beyond $0.2 - 0.3$ fm, which is consistent with knowledge from the literature. Finally, we emphasize that a rigorous comparison of perturbation theory and lattice matrix elements must be done with resummation and the regulation of leading renormalon [9, 24, 30], which, after all, is still valid at short distances only.

ACKNOWLEDGMENTS

We thank the Lattice Parton Collaboration for providing the static pion matrix elements. This material is based upon work supported by the U.S. Department of Energy, Office of Science, Office of Nuclear Physics through Contract No. DE-AC02-06CH11357.

-
- [1] J. Karpie, C. Monahan, and A. Radyushkin, (2024), arXiv:2407.16577 [hep-lat].
 - [2] A. V. Radyushkin, Phys. Lett. B **781**, 433 (2018), arXiv:1710.08813 [hep-ph].
 - [3] A. M. Polyakov, Nucl. Phys. B **164**, 171 (1980).
 - [4] J.-W. Chen, X. Ji, and J.-H. Zhang, Nucl. Phys. B **915**, 1 (2017), arXiv:1609.08102 [hep-ph].
 - [5] M. A. Shifman, A. I. Vainshtein, and V. I. Zakharov, Nucl. Phys. B **147**, 385 (1979).
 - [6] T. Schäfer and E. V. Shuryak, Rev. Mod. Phys. **70**, 323 (1998), arXiv:hep-ph/9610451.
 - [7] S. Gongyo and H. Suganuma, Phys. Rev. D **87**, 074506 (2013), arXiv:1302.6181 [hep-lat].
 - [8] M. Schröck and H. Vogt, Phys. Rev. D **93**, 014501 (2016), arXiv:1504.05545 [hep-lat].
 - [9] A. Pineda, J. Phys. G **29**, 371 (2003), arXiv:hep-ph/0208031.
 - [10] X. Ji, Y. Liu, A. Schäfer, W. Wang, Y.-B. Yang, J.-H.

- Zhang, and Y. Zhao, Nucl. Phys. B **964**, 115311 (2021), arXiv:2008.03886 [hep-ph].
- [11] X. Ji, (2020), arXiv:2007.06613 [hep-ph].
- [12] X. Ji, (2022), arXiv:2209.09332 [hep-lat].
- [13] X. Ji, J.-H. Zhang, and Y. Zhao, Phys. Rev. Lett. **120**, 112001 (2018), arXiv:1706.08962 [hep-ph].
- [14] T. Ishikawa, Y.-Q. Ma, J.-W. Qiu, and S. Yoshida, Phys. Rev. D **96**, 094019 (2017), arXiv:1707.03107 [hep-ph].
- [15] J. Green, K. Jansen, and F. Steffens, Phys. Rev. Lett. **121**, 022004 (2018), arXiv:1707.07152 [hep-lat].
- [16] M. E. Peskin and D. V. Schroeder, “An Introduction to quantum field theory,” (Addison-Wesley, Reading, USA, 1995) p. 614.
- [17] A. Pineda and J. Soto, Phys. Lett. B **495**, 323 (2000), arXiv:hep-ph/0007197.
- [18] X. Gao, K. Lee, S. Mukherjee, C. Shugert, and Y. Zhao, Phys. Rev. D **103**, 094504 (2021), arXiv:2102.01101 [hep-ph].
- [19] X. Gao, A. D. Hanlon, N. Karthik, S. Mukherjee, P. Petreczky, P. Scior, S. Shi, S. Syritsyn, Y. Zhao, and K. Zhou, Phys. Rev. D **106**, 114510 (2022), arXiv:2208.02297 [hep-lat].
- [20] Y. Su, J. Holligan, X. Ji, F. Yao, J.-H. Zhang, and R. Zhang, Nucl. Phys. B **991**, 116201 (2023), arXiv:2209.01236 [hep-ph].
- [21] M. Beneke, Phys. Rept. **317**, 1 (1999), arXiv:hep-ph/9807443.
- [22] C. Bauer, G. S. Bali, and A. Pineda, Phys. Rev. Lett. **108**, 242002 (2012), arXiv:1111.3946 [hep-ph].
- [23] X. Gao, A. D. Hanlon, S. Mukherjee, P. Petreczky, P. Scior, S. Syritsyn, and Y. Zhao, Phys. Rev. Lett. **128**, 142003 (2022), arXiv:2112.02208 [hep-lat].
- [24] R. Zhang, J. Holligan, X. Ji, and Y. Su, Phys. Lett. B **844**, 138081 (2023), arXiv:2305.05212 [hep-lat].
- [25] T. Izubuchi, X. Ji, L. Jin, I. W. Stewart, and Y. Zhao, Phys. Rev. D **98**, 056004 (2018), arXiv:1801.03917 [hep-ph].
- [26] Y.-K. Huo *et al.* (Lattice Parton (LPC)), Nucl. Phys. B **969**, 115443 (2021), arXiv:2103.02965 [hep-lat].
- [27] G. P. Lepage and P. B. Mackenzie, Phys. Rev. D **48**, 2250 (1993), arXiv:hep-lat/9209022.
- [28] A. Bazavov *et al.* (MILC), Phys. Rev. D **87**, 054505 (2013), arXiv:1212.4768 [hep-lat].
- [29] T. Blum *et al.* (RBC, UKQCD), Phys. Rev. D **93**, 074505 (2016), arXiv:1411.7017 [hep-lat].
- [30] J. Holligan, X. Ji, H.-W. Lin, Y. Su, and R. Zhang, Nucl. Phys. B **993**, 116282 (2023), arXiv:2301.10372 [hep-lat].