

LLM Stability: A detailed analysis with some surprises

Berk Atil^{1,2*} Alexa Chittams² Lisheng Fu² Ferhan Ture² Lixinyu Xu²
Breck Baldwin²

¹Penn State University ²Comcast AI Technologies
bka5352@psu.edu; breck_baldwin@comcast.com

Abstract

A concerning property of our nearly magical LLMs involves the variation of results given the exact same input and deterministic hyper-parameters. While AI has always had a certain level of noisiness from inputs outside of training data, we have generally had deterministic results for any particular input—that is no longer true. While most LLM practitioners are "in the know", we are unaware of any work that attempts to quantify current LLM stability—we suspect no one has taken the trouble because it is just too boring a paper to execute and write. But we have done it and there are some surprises.

What kinds of surprises?

- The evaluated LLMs are rarely deterministic at the raw output level; they are much more deterministic at the parsed output/answer level but still rarely 100% stable across 5 re-runs with same data input.
- LLM accuracy variation is not normally distributed.
- Stability varies based on task.

1 Introduction

The usage of Large Language Models (LLM) has increased with their enormous capability of question answering (Robinson and Wingate, 2023), reasoning (Qiao et al., 2023), code generation (Jiang et al., 2024b), etc. There are several hyper-parameters such as "temperature", "top-k", "top-p", or "repetition penalty" that affect the performance of the models significantly (Wang et al., 2023). Besides an effect on the performance, "temperature" affects the creativity of the model by modifying the probability distribution over the

vocabulary (Wang et al., 2020, 2023). Therefore, it becomes even more important based on the task. When the temperature is high, the differences between the probabilities reduce and the distribution becomes flatter. On the other hand, when it is close to 0, the model should be more deterministic.

There are several benchmarks to measure the performance of LLMs (Hendrycks et al., 2021; Suzgun et al., 2023; Wang et al., 2024; Gema et al., 2024; Rein et al., 2023). Reproducibility of evaluations is essential to trust the results and compare LLMs (Biderman et al., 2024), but this becomes harder with stochastic models. Usually, one output is sampled and the models are evaluated based on that presumably because the inference is costly. However, when there is a significant variance in the output, this reduces the trustworthiness of the benchmarks. Besides, this creates more problems in commercial use of LLMs because variations in the responses might affect the customer satisfaction.

In this work, we analyze the stability of various families of models on tasks from common benchmarks (Hendrycks et al., 2021; Suzgun et al., 2023). We show that models are not deterministic even with a temperature of 0, and that the degree of stability changes from model to model. Furthermore, this degree of randomness sometimes results in a change in the rankings of the models on some tasks which makes the model comparisons unreliable. More specifically, we answer the following questions:

- How much variation exists in the LLM responses in terms of the final performance?
- How much does the model output change over several runs?
- Is there any correlation between stability, accuracy, input length, and output length?

* Berk Atil completed this work during his internship at Comcast AI Technologies

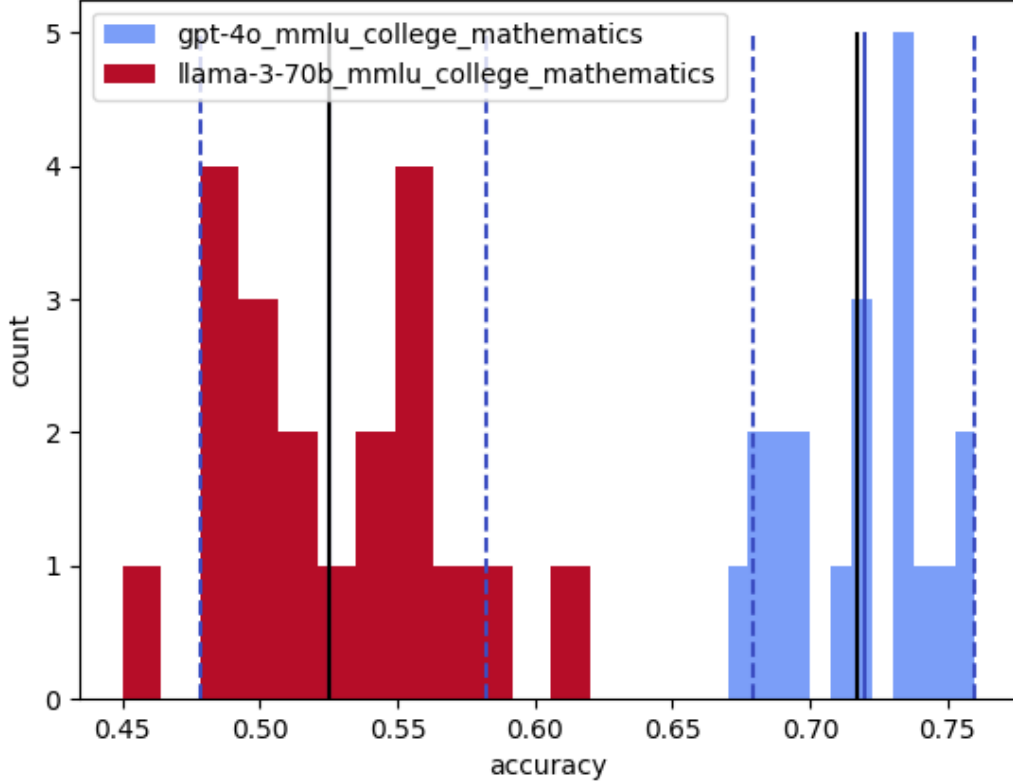


Figure 1: Accuracy over 20 identical runs on college math, temperature=0, top-p=0. Median in blue, mean in black with dashed 5% and 95% quantiles.

2 Related Work

There have been many investigations on the robustness of machine learning (ML) models with trivial changes to the input (Schwag et al., 2019; Freiesleben and Grote, 2023; Hancox-Li, 2020; Rauber et al., 2017). More recently, similar analyses also show the unreliability of the benchmarks and robustness of LLMs (Xu et al., 2024; Gupta et al., 2024; Sinha et al., 2023; Sarker et al., 2024; Raina et al., 2024). Especially for multiple choice questions, the order of the options changes the performance of the models significantly (Gupta et al., 2024). Xu et al. (2024) replace the correct option with “none of the above” and observe a dramatic performance changes in different models.

We focus more on the stability of LLMs over different runs. It is unclear if LLMs are non-deterministic in nature due to floating point instability or other factors, but with some hyper-parameters such as *temperature*, *top-p*, or *top-k* they can be made deterministic theoretically. Temperature is used in the *softmax* function which

changes determinism of the output significantly. When it is set to 0, the model is supposed to produce the same output given the same prompt in theory, on the other hand, it makes the model less creative. There is not much work in the literature focusing on the stability of LLMs although it is an important problem for the reproducibility of findings and having reliable systems in practice. The most relevant work is from Song et al. (2024) who analyzes the effect of temperature, sampling strategy, repetition penalty, and alignment algorithms on the performance. They have similar findings that LLMs have some variance in the output which should be taken into account in the evaluation benchmarks. Their stability analysis is different than our methodology in the sense that they use temperature of 1 when they report the variance of the outputs. Ouyang et al. (2023) also do a similar stability analysis on LLMs with varying temperatures on code generation tasks only. Our literature review found no work that ran the exact same inputs and configuration multiple times

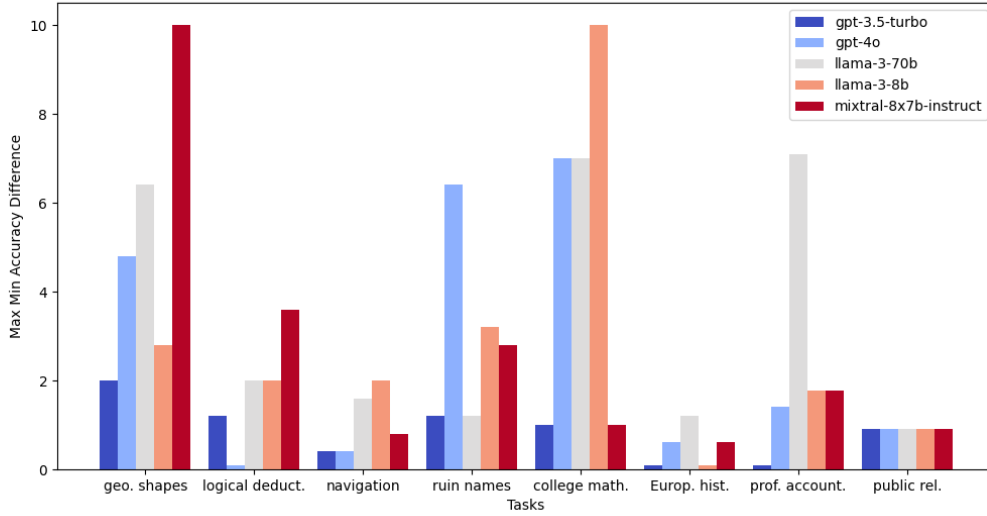


Figure 2: The difference between the maximum and minimum accuracy over 5 runs for each model and task in terms of %.

to assess the stability of LLM output for common reasoning tasks.

3 Datasets

Beyond Imitation Game Benchmark Hard (BBH) (Suzgun et al., 2023) is a benchmark consisting of 27 challenging tasks about traditional Natural Language Processing (NLP), mathematics, commonsense reasoning, etc. We randomly select “navigation”, a task to determine whether or not an agent returns back to the starting point given navigational steps; “ruin names”, a task to pick a humorous simple edit of a band or movie name; “geometric shapes”, a task to determine the geometric shape given in SVG path format; and “logical deduction with three objects”, a task to deduce the order of a sequence of three objects from a set of conditions. Measuring Massive Multitask Language Understanding (MMLU) (Hendrycks et al., 2021) is another benchmark that contains 57 tasks about humanities, social sciences, STEM, and some other important fields to learn. We randomly pick “high school European history” from humanities, containing questions about the history of Europe, “college mathematics” from STEM with questions about calculus, algebra etc., “public relations” from social sciences that have questions about media theory, crisis management etc., and “professional accounting” with accounting questions. All of the tasks are multiple choice ques-

Task	# of Examples	# of Options
navigation	250	2
ruin names	250	4
geometric sha.	250	10
logical deduct.	250	3
Europ. hist.	165	4
college math	100	4
prof. account.	282	3
public rel.	110	4

Table 1: Statistics about the tasks.

tions with varying number of options, see brief statistics in Table 1.

4 Experiments and Results

We use few-shot prompting without Chain-of-Thought (CoT) (Wei et al., 2022). Regarding the number of examples for few-shots, we use the standard settings that are 3-shot for BBH tasks, 5-shot for MMLU tasks. We set the temperature to 0, top-p to 1, and fix the seeds. We use the OpenAI API and run each prompt 5 times with the same setup.

4.1 Models

We experiment with GPT-3.5 Turbo (Brown et al., 2020), GPT-4o (OpenAI et al., 2024), Llama-3-70B-Instruct (Meta, 2024), Llama-3-8B-Instruct

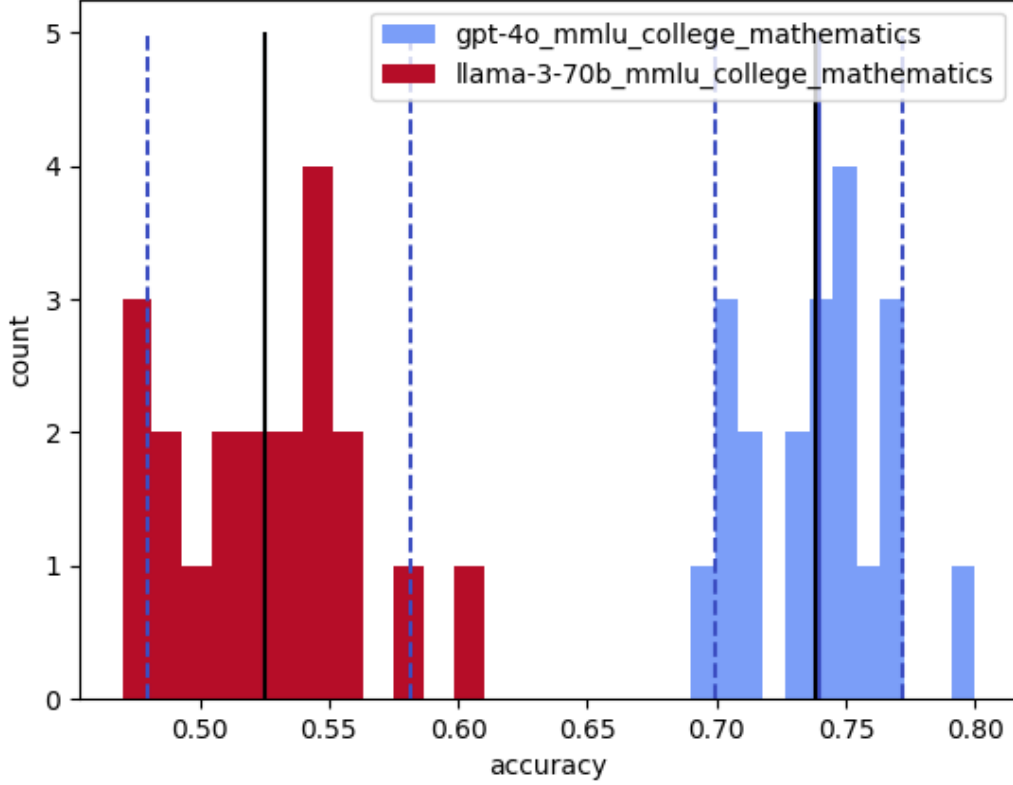


Figure 3: Accuracy over 20 identical runs on college math, temperature=0, top-p=1. Median in blue, mean in black with dashed 5% and 95% quantiles.

(Meta, 2024), and Mixtral-8x7B-Instruct (Jiang et al., 2024a).

4.2 Metrics

The focus of this work is evaluating the stability of various LLMs across various tasks, not the performance of those LLMs on those tasks. Our metrics are:

- Minimum, median, and maximum accuracy values over the runs.
- Minimum-maximum spread, which is the difference between the minimum and maximum accuracies over the runs.
- Total agreement rate (TAR), which is the percentage of total agreement across all runs where all answers are identical, regardless of whether the answer was correct.

Within the TAR metric there are two cases:

- TARa (TAR for the answer) The parsed answer is the same, e.g., "The answer is a)" is

the same as "a) is the answer". The answer may or may not be correct.

- TARr (TAR for the raw model response is same) The LLM response is string equivalent. The parsed answer in the string may or may not be correct.

A consequence of our metrics allows for the possibility of a 100% mean accuracy which would have 100% TARa but 0% TARr score. The TARr score is the strictest metric of stability since any character variation will result in a non-match.

4.3 Results

Table 2 summarizes our 5 run experiments across minimum, median, and maximum values followed by total agreement rate TARa and TARr. Perfect system performance would show the same score for minimum, median, and maximum accuracy, and 100% for both TARa and TARr. No model/task achieves this performance, with the closest being under GPT-3.5 Turbo: European

Task	gpt3.5	gpt4o	llama70b	llama8b	mixtral8-7b
navigation	95, (95), 96 ; 100, 92	99, (99), 99 ; 99, 65	93, (94), 95 ; 95, 37	80, (81), 82 ; 96, 82	84, (84), 84 ; 99, 86
geo. shapes	58, (59), 60 ; 86, 68	66, (69), 71 ; 71, 1	59, (60), 66 ; 57, 12	48, (48), 50 ; 76, 36	23, (32), 33 ; 38, 38
logical deduct.	83, (83), 84 ; 99, 92	100, (100), 100 ; 100 , 15	96, (96), 98 ; 95, 30	90, (91), 92 ; 94, 68	72, (75), 76 ; 88, 61
public rel.	75, (75), 75 ; 97, 97	77, (78), 78 ; 98, 55	76, (77), 77 ; 97, 28	68, (68), 69 ; 96, 39	66, (66), 67 ; 96, 81
Europ. hist.	81, (81), 81 ; 100 , 98	92, (92), 92 ; 99, 1	84, (85), 85 ; 98, 59	33, (33), 33 ; 98, 57	74, (74), 75 ; 99, 73
ruin names	65, (66), 66 ; 96, 76	86, (92), 93 ; 89, 4	87, (88), 88 ; 92, 1	63, (65), 66 ; 91, 35	41, (42), 44 ; 82, 50
prof. account.	54, (54), 54 ; 100 , 99	88, (89), 89 ; 90, 3	55, (59), 62 ; 66, 0	47, (49), 49 ; 91, 15	46, (47), 48 ; 91, 62
college math.	32, (32), 33 ; 99, 79	70, (71), 77 ; 63, 0	48, (50), 55 ; 39, 0	19, (23), 29 ; 65, 3	31, (32), 32 ; 75, 49

Table 2: Minimum, (median), Maximum; TARa, TARr. Perfect results shown in **boldface**.

History and Professional Accounting, which do not have 100% for TARr but achieve 100% for TARa and accuracy.

Table 3 shows the median performance across datasets for TARa and TARr metrics. GPT-3.5 Turbo stands out for reproducibility for exact output at 97% with GPT4o almost never producing the same exact output, resulting in a median 3%. TARa demonstrates much higher overall performance with all models performing 88% or above.

Figure 2 gives a sense of the spread across tasks and LLMs of the minimum and maximum accuracy values, with only GPT-3.5 Turbo managing to keep performance spread down to 2%. All other models have between 5-10% spreads.

Figure 5 makes clear that the answer variation (TARa) is task-specific to some degree with public relations and European history pretty uniformly consistent. College math and geometric shapes show the greatest difference across models in TARa. Figure 6, the stricter measure of TARr (raw output variation), shows much greater variation across tasks and models with clear consistent performance from GPT-3.5 Turbo.

The astute reader should note that we don’t report means and standard deviation indicating that the observed variations are not normal. We reran our highest spread task—college math, 20 times with GPT-4o and Llama-3-70B to recover the distributions. Figure 3 demonstrates a clearly non-normal distribution with mean and median values far from the mode and a marked skew. A Kolmogorov-Smirnov normality test (Massey Jr, 1951) rejected the normal hypothesis with a smaller p-value than 10^{-9} . Figure 1 shows similar results with top-p set to 0 out of concern that our initial choice of top-p=1 introduces instability—it degrades accuracy but does not change stability.

4.4 Error Analysis

Since this work concerns stability over accuracy, the error analysis we did focuses on orthogonally validating questionable looking results for TARr, e.g., the near-perfect performance of GPT-3.5 Turbo applied to professional accounting and European history. To find where the responses diverged, we compare answers across runs and report on the first instance where the responses differed, with the run number indicated.

```
gpt-3.5, European history, q 30
0:The answer is (A).
1:The answer is (A) an independent
```

The above answer is correct across both examples. The variation to a human eye looks like an innocuous elaboration in run 1 but an extraction parser might fail for the instance.

Classes of TARa errors include:

- Responding with a different answer from at least one of the other 4 answers.
- Responding with "There is no correct answer" or other similar utterances, which constitutes 3.2% of the output.

4.5 Correlation Analysis

We performed a Spearman rank correlation analysis on the factors discussed previously: TARa, TARr, minimum-maximum accuracy spread, along with accuracy, input length, and output length. The results are shown in a heat map in figure 4. We define accuracy as the mean accuracy over the 5 runs with the same model and dataset setup. Input length and output length are median word counts split by space, calculated over the input and output of each LLM experiment setup. We split the words by space instead of

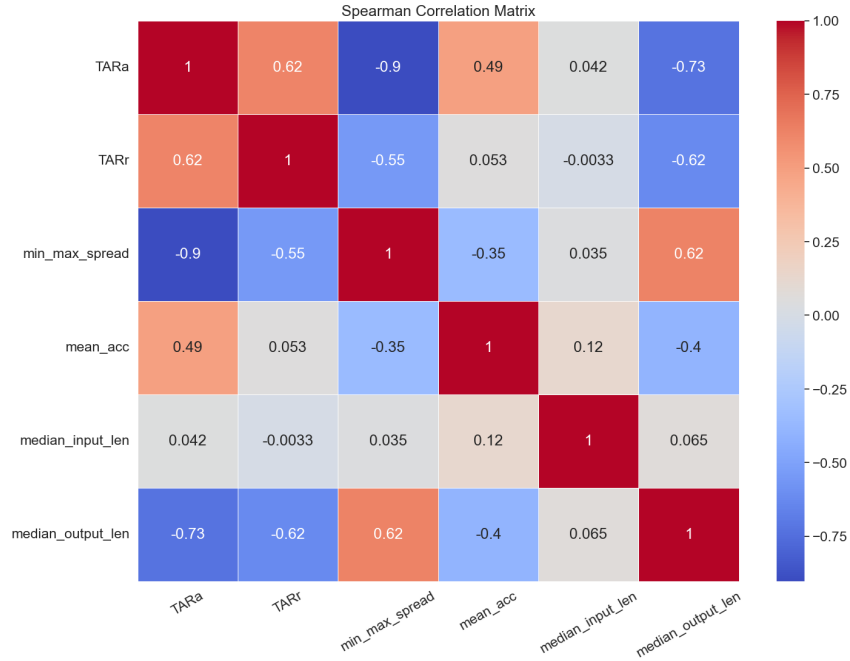


Figure 4: Spearman correlation matrix between metrics.

using a particular tokenizer, as the models we experimented with used different tokenizers.

The results show a strong negative correlation between the output length and TARa, as well as between the output length and TARr. This means that as an LLM’s output length increases, the stability of the output decreases, resulting in more diverse natural language responses as well as the actual multiple choice selection. The strong negative correlation between LLM output length and stability could motivate those using LLMs commercially to restrict the max generation tokens to control the stability. We also see a moderately positive correlation between accuracy and TARa. This indicates that a more stable LLM is likely to produce more accurate multiple choice selections. However, accuracy is not correlated with TARr, which helps us decouple the subtle notions of an LLM’s stability in reasoning versus natural language generation. An additional finding from our correlation analysis reveals that there is no correlation between the length of input and output.

4.6 Discussion

Recall that as a baseline, we would expect a system to perform consistently given the same inputs which would result in 100% TARa, 100% TARr, and 0% difference in the minimum and maximum values returned across all tasks for each model. We find the fact that no LLM achieves this base-

line on any of the tasks quite surprising even with the common knowledge that LLMs can be fickle.

Other than GPT-3.5 Turbo, the TARr scores put a great deal of pressure on downstream components to be robust to string variation even if the answer is the same in the LLM response payload. This variation doesn’t impact humans as much since we have very robust parsing and answer recovery skills, but a downstream system that has to parse the LLM payload would likely never be completely confident that the answer would be recovered—this use-case is increasing in popularity as LLMs replace traditional AI technologies due to their increased performance and ease of use.

The TARa scores still rarely achieve 100% but all remain above 88% so there is better news with the introduction of normalization via answer extraction. However, our answer parsing was hand-developed to cover all the responses seen so far with no guarantee that further raw payloads might diverge outside the scope of the already handled cases.

The maximum/minimum spread also would normally be 0% in the pre-GPU era (non-deterministic computation with neural nets has been attributed to GPU usage), but we only see 4 instances across all models/tasks with that property. Some of the spreads get fairly large, 10% for Mixtral-8x7b on geometric shapes, 10% for Llama-3-8B on college math. Only GPT-3.5

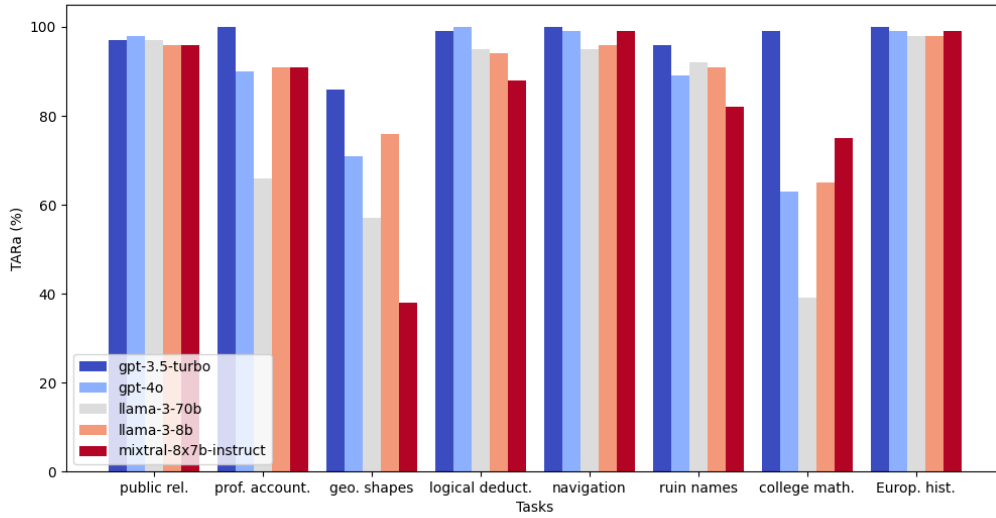


Figure 5: TARA median for each task, in terms of %.

Model	TARa Median	TARr Median
gpt3.5	99%	97%
mixtral8-7b	88%	61%
llama8b	94%	36%
llama70b	95%	30%
gpt4o	90%	3%

Table 3: Median of TARa and TARr over datasets.

Turbo is below 2% across all tasks.

The 20-draw distribution experiment does not support the hypothesis that our non-determinism is due to being from a different random number generation draws—if that were the explanation then we would expect normally distributed variation. We don't know the operations for proprietary models so we offer this with considerable conjecture. GPU introduced non-determinism, if that is the case here, appears to result in non-normal variation.

4.7 Engineering with non-deterministic Models

LLMs function as a low code environment for tasks like classification, extraction, question answering, clustering, and summarization. The ease with which these technologies are accessed via Star Trek-esqe "Talk to the computer" interfaces expands its user base, but that expansion has also come with the recognition that LLMs hallucinate, make mistakes and are just wrong some of the

time. Developers have always known that AI systems make mistakes, now everyone does.

Until the advent of GPUs which introduced one source of non-determinism in neural nets around 10 years ago, AI models were generally entirely deterministic given the same input. While AI models made mistakes and had varied performance over time, that was a function of novel combinations of input data that exposed limitations of the AI model's under-/over-fitting, failure to represent the data-generating process or other external elements.

Non-deterministic AI brings new challenges to developers—particularly in commercial applications:

- The ability to unit test AI functions in the same way as a database call or mathematical function that was expected to produce the same outputs for the same inputs. Those unit tests may sporadically fail now and have to be handled in a non-unit test framework like regression testing that tolerates variability.
- High precision systems, typically low/medium recall, are very vulnerable to "out of nowhere" errors since they need to operate at very low false positive rates.
- Low stability may also increase "inexplicably bad" system results that stand out from the kinds of errors a human might make or even a typical "traditional" AI model. A mild

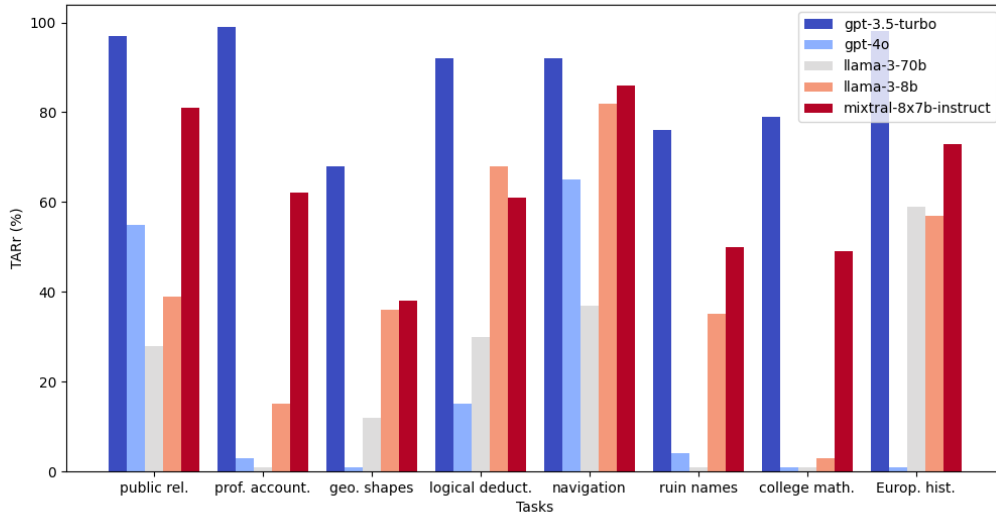


Figure 6: TARr median for each task, in terms of %.

example is answering "none of the above" when the task requires selecting one of multiple answers—A human that understood the instructions would not make that mistake.

- Assuming that errors due to non-determinism and errors due to system performance are IID (independently, identically distributed), the factors are multiplicative reductions of performance. A dialog system that uses non-deterministic LLM classifiers to manage transitions multiplicatively degrades with each additional state in the sequence of dialog states, e.g., a dialog system with 4 classifiers that are 95% stable will show $.95^4 = .814$ expected performance before even factoring in the accuracy of the classifier on novel inputs.
- Perhaps the biggest impact though is in system complexity that has to handle gracefully 'usually correct yet this time wrong' results. Zipfian distributions are commonly seen in applied AI systems where the frequency of an input/category is inversely related to its rank in count sorted order, $frequency \propto 1/rank$. Testing tends to concentrate on the frequent events and that delivers confidence that the resulting system is stable for the common inputs. But the absence of stability undermines the entire foundation of this confidence especially if mistakes are costly.

5 Conclusion

We have made concrete the common observation that LLMs are not stable on the same inputs despite the hyper-parameters being set to maximize determinism. There are a few surprises that we didn't expect:

- It is rare that an LLM will produce the same raw output given the same input even though the parsed out answer will generally be stable.
- Response accuracy across runs is not normally distributed.
- Stability is a function of the task being addressed, college math is among the least stable tasks, and European history is among the most stable tasks.

6 Future Work

There are many possible directions that follow-up work can address. In no particular order:

- If users/prompt optimizers are made aware of TARr results, is it possible to get TARr to 100%, e.g., add the meta-prompt "You are only allowed to answer with a single letter."
- How do fine-tuned models with similar tasks perform with zero-shot tasks?
- How to communicate lack of stability to decision-makers?

- How do classes of errors track with stability? Are there distributional differences between correct vs incorrect, true positives vs true negatives, etc.?

References

- Stella Biderman, Hailey Schoelkopf, Lintang Sutawika, Leo Gao, Jonathan Tow, Baber Abbasi, Alham Fikri Aji, Pawan Sasanka Ammanamanchi, Sidney Black, Jordan Clive, et al. 2024. Lessons from the trenches on reproducible evaluation of language models. *arXiv preprint arXiv:2405.14782*.
- Tom Brown, Benjamin Mann, Nick Ryder, Melanie Subbiah, Jared D Kaplan, Prafulla Dhariwal, Arvind Neelakantan, Pranav Shyam, Girish Sastry, Amanda Askell, et al. 2020. Language models are few-shot learners. *Advances in neural information processing systems*, 33:1877–1901.
- Timo Freiesleben and Thomas Grote. 2023. Beyond generalization: a theory of robustness in machine learning. *Synthese*, 202(4):109.
- Aryo Pradipta Gema, Joshua Ong Jun Leang, Giwon Hong, Alessio Devoto, Alberto Carlo Maria Mancino, Rohit Saxena, Xuanli He, Yu Zhao, Xiaotang Du, Mohammad Reza Ghasemi Madani, et al. 2024. Are we done with mmlu? *arXiv preprint arXiv:2406.04127*.
- Vipul Gupta, David Pantoja, Candace Ross, Adina Williams, and Megan Ung. 2024. Changing answer order can decrease mmlu accuracy. *arXiv preprint arXiv:2406.19470*.
- Leif Hancox-Li. 2020. [Robustness in machine learning explanations: does it matter?](#) In *Proceedings of the 2020 Conference on Fairness, Accountability, and Transparency*, FAT* '20, page 640–647, New York, NY, USA. Association for Computing Machinery.
- Dan Hendrycks, Collin Burns, Steven Basart, Andy Zou, Mantas Mazeika, Dawn Song, and Jacob Steinhardt. 2021. [Measuring massive multitask language understanding](#). In *International Conference on Learning Representations*.
- Albert Q. Jiang, Alexandre Sablayrolles, Antoine Roux, Arthur Mensch, Blanche Savary, Chris Bamford, Devendra Singh Chaplot, Diego de las Casas, Emma Bou Hanna, Florian Bressand, Gianna Lengyel, Guillaume Bour, Guillaume Lample, L  lio Renard Lavaud, Lucile Saulnier, Marie-Anne Lachaux, Pierre Stock, Sandeep Subramanian, Sophia Yang, Szymon Antoniak, Teven Le Scao, Th  ophile Gervet, Thibaut Lavril, Thomas Wang, Timoth  e Lacroix, and William El Sayed. 2024a. [Mixtral of experts](#).
- Juyong Jiang, Fan Wang, Jiasi Shen, Sungju Kim, and Sunghun Kim. 2024b. A survey on large language models for code generation. *arXiv preprint arXiv:2406.00515*.
- Frank J Massey Jr. 1951. The kolmogorov-smirnov test for goodness of fit. *Journal of the American statistical Association*, 46(253):68–78.
- Meta. 2024. [Introducing meta llama 3: The most capable openly available llm to date](#).
- OpenAI, Josh Achiam, Steven Adler, Sandhini Agarwal, Lama Ahmad, Ilge Akkaya, Florencia Leoni Aleman, Diogo Almeida, Janko Altschmidt, Sam Altman, Shyamal Anadkat, Red Avila, Igor Babuschkin, Suchir Balaji, Valerie Balcom, Paul Baltescu, Haiming Bao, Mohammad Bavarian, Jeff Belgum, Irwan Bello, Jake Berdine, Gabriel Bernadett-Shapiro, Christopher Berner, Lenny Bogdonoff, Oleg Boiko, Madelaine Boyd, Anna-Luisa Brakman, Greg Brockman, Tim Brooks, Miles Brundage, Kevin Button, Trevor Cai, Rosie Campbell, Andrew Cann, Brittany Carey, Chelsea Carlson, Rory Carmichael, Brooke Chan, Che Chang, Fotis Chantzis, Derek Chen, Sully Chen, Ruby Chen, Jason Chen, Mark Chen, Ben Chess, Chester Cho, Casey Chu, Hyung Won Chung, Dave Cummings, Jeremiah Currier, Yunxing Dai, Cory Decareaux, Thomas Degry, Noah Deutsch, Damien Deville, Arka Dhar, David Dohan, Steve Dowling, Sheila Dunning, Adrien Ecoffet, Atty Eleti, Tyna Eloundou, David Farhi, Liam Fedus, Niko Felix, Sim  n Posada Fishman, Juston Forte, Isabella Fulford, Leo Gao, Elie Georges, Christian Gibson, Vik Goel, Tarun Gogineni, Gabriel Goh, Rapha Gontijo-Lopes, Jonathan Gordon,

- Morgan Grafstein, Scott Gray, Ryan Greene, Joshua Gross, Shixiang Shane Gu, Yufei Guo, Chris Hallacy, Jesse Han, Jeff Harris, Yuchen He, Mike Heaton, Johannes Heidecke, Chris Hesse, Alan Hickey, Wade Hickey, Peter Hoeschele, Brandon Houghton, Kenny Hsu, Shengli Hu, Xin Hu, Joost Huizinga, Shantanu Jain, Shawn Jain, Joanne Jang, Angela Jiang, Roger Jiang, Haozhun Jin, Denny Jin, Shino Jomoto, Billie Jonn, Heewoo Jun, Tomer Kaffan, Łukasz Kaiser, Ali Kamali, Ingmar Kanitscheider, Nitish Shirish Keskar, Tabarak Khan, Logan Kilpatrick, Jong Wook Kim, Christina Kim, Yongjik Kim, Jan Hendrik Kirchner, Jamie Kiros, Matt Knight, Daniel Kokotajlo, Łukasz Kondraciuk, Andrew Kondrich, Aris Konstantinidis, Kyle Kopic, Gretchen Krueger, Vishal Kuo, Michael Lampe, Ikai Lan, Teddy Lee, Jan Leike, Jade Leung, Daniel Levy, Chak Ming Li, Rachel Lim, Molly Lin, Stephanie Lin, Mateusz Litwin, Theresa Lopez, Ryan Lowe, Patricia Lue, Anna Makanju, Kim Malfacini, Sam Manning, Todor Markov, Yaniv Markovski, Bianca Martin, Katie Mayer, Andrew Mayne, Bob McGrew, Scott Mayer McKinney, Christine McLeavey, Paul McMullan, Jake McNeil, David Medina, Aalok Mehta, Jacob Menick, Luke Metz, Andrey Mishchenko, Pamela Mishkin, Vinnie Monaco, Evan Morikawa, Daniel Mossing, Tong Mu, Mira Murati, Oleg Murk, David Mély, Ashvin Nair, Reiichiro Nakano, Rajeev Nayak, Arvind Neelakantan, Richard Ngo, Hyeonwoo Noh, Long Ouyang, Cullen O’Keefe, Jakub Pachocki, Alex Paino, Joe Palermo, Ashley Pantuliano, Giambattista Parascandolo, Joel Parish, Emy Parparita, Alex Passos, Mikhail Pavlov, Andrew Peng, Adam Perelman, Felipe de Avila Belbute Peres, Michael Petrov, Henrique Ponde de Oliveira Pinto, Michael, Pokorný, Michelle Pokrass, Vitchyr H. Pong, Tolly Powell, Alethea Power, Boris Power, Elizabeth Proehl, Raul Puri, Alec Radford, Jack Rae, Aditya Ramesh, Cameron Raymond, Francis Real, Kendra Rimbach, Carl Ross, Bob Rotsted, Henri Roussez, Nick Ryder, Mario Saltarelli, Ted Sanders, Shibani Santurkar, Girish Sastry, Heather Schmidt, David Schnurr, John Schulman, Daniel Selsam, Kyla Sheppard, Toki Sherbakov, Jessica Shieh, Sarah Shoker, Pranav Shyam, Szymon Sidor, Eric Sigler, Maddie Simens, Jordan Sitkin, Katarina Slama, Ian Sohl, Benjamin Sokolowsky, Yang Song, Natalie Staudacher, Felipe Petroski Such, Natalie Summers, Ilya Sutskever, Jie Tang, Nikolas Tezak, Madeleine B. Thompson, Phil Tillet, Amin Tootoonchian, Elizabeth Tseng, Preston Tuggle, Nick Turley, Jerry Tworek, Juan Felipe Cerón Uribe, Andrea Vallone, Arun Vijayvergiya, Chelsea Voss, Carroll Wainwright, Justin Jay Wang, Alvin Wang, Ben Wang, Jonathan Ward, Jason Wei, CJ Weinmann, Akila Welihinda, Peter Welinder, Jiayi Weng, Lilian Weng, Matt Wiethoff, Dave Willner, Clemens Winter, Samuel Wolrich, Hannah Wong, Lauren Workman, Sherwin Wu, Jeff Wu, Michael Wu, Kai Xiao, Tao Xu, Sarah Yoo, Kevin Yu, Qiming Yuan, Wojciech Zaremba, Rowan Zellers, Chong Zhang, Marvin Zhang, Shengjia Zhao, Tianhao Zheng, Juntang Zhuang, William Zhuk, and Barret Zoph. 2024. [Gpt-4 technical report](#).
- Shuyin Ouyang, Jie M Zhang, Mark Harman, and Meng Wang. 2023. Llm is like a box of chocolates: the non-determinism of chatgpt in code generation. *arXiv preprint arXiv:2308.02828*.
- Shuofei Qiao, Yixin Ou, Ningyu Zhang, Xiang Chen, Yunzhi Yao, Shumin Deng, Chuanqi Tan, Fei Huang, and Huajun Chen. 2023. [Reasoning with language model prompting: A survey](#). In *Proceedings of the 61st Annual Meeting of the Association for Computational Linguistics (Volume 1: Long Papers)*, pages 5368–5393, Toronto, Canada. Association for Computational Linguistics.
- Vyas Raina, Adian Liusie, and Mark Gales. 2024. Is llm-as-a-judge robust? investigating universal adversarial attacks on zero-shot llm assessment. *arXiv preprint arXiv:2402.14016*.
- Jonas Rauber, Wieland Brendel, and Matthias Bethge. 2017. Foolbox: A python toolbox to benchmark the robustness of machine learning models. *arXiv preprint arXiv:1707.04131*.
- David Rein, Betty Li Hou, Asa Cooper Stickland, Jackson Petty, Richard Yuanzhe Pang, Julien Dirani, Julian Michael, and Samuel R. Bowman. 2023. [Gpqa: A graduate-level google-proof q&a benchmark](#).

- Joshua Robinson and David Wingate. 2023. [Leveraging large language models for multiple choice question answering](#). In *The Eleventh International Conference on Learning Representations*.
- Laboni Sarker, Mara Downing, Achintya Desai, and Tevfik Bultan. 2024. [Syntactic robustness for llm-based code generation](#).
- Vikash Sehwal, Arjun Nitin Bhagoji, Liwei Song, Chawin Sitawarin, Daniel Cullina, Mung Chiang, and Prateek Mittal. 2019. [Analyzing the robustness of open-world machine learning](#). In *Proceedings of the 12th ACM Workshop on Artificial Intelligence and Security, AISec'19*, page 105–116, New York, NY, USA. Association for Computing Machinery.
- Koustuv Sinha, Jon Gauthier, Aaron Mueller, Kanishka Misra, Keren Fuentes, Roger Levy, and Adina Williams. 2023. [Language model acceptability judgements are not always robust to context](#). In *Proceedings of the 61st Annual Meeting of the Association for Computational Linguistics (Volume 1: Long Papers)*, pages 6043–6063, Toronto, Canada. Association for Computational Linguistics.
- Yifan Song, Guoyin Wang, Sujian Li, and Bill Yuchen Lin. 2024. The good, the bad, and the greedy: Evaluation of llms should not ignore non-determinism. *arXiv preprint arXiv:2407.10457*.
- Mirac Suzgun, Nathan Scales, Nathanael Schärli, Sebastian Gehrmann, Yi Tay, Hyung Won Chung, Aakanksha Chowdhery, Quoc Le, Ed Chi, Denny Zhou, and Jason Wei. 2023. [Challenging BIG-bench tasks and whether chain-of-thought can solve them](#). In *Findings of the Association for Computational Linguistics: ACL 2023*, pages 13003–13051, Toronto, Canada. Association for Computational Linguistics.
- Chi Wang, Xueqing Liu, and Ahmed Hassan Awadallah. 2023. Cost-effective hyperparameter optimization for large language model generation inference. In *International Conference on Automated Machine Learning*, pages 21–1. PMLR.
- Pei-Hsin Wang, Sheng-Iou Hsieh, Shieh-Chieh Chang, Jia-Yu Pan, Yu-Ting Chen, Wei Wei, and Da-Cheng Juan. 2020. [Contextual temperature for language modeling](#).
- Yubo Wang, Xueguang Ma, Ge Zhang, Yuansheng Ni, Abhranil Chandra, Shiguang Guo, Weiming Ren, Aaran Arulraj, Xuan He, Ziyang Jiang, et al. 2024. Mmlu-pro: A more robust and challenging multi-task language understanding benchmark. *arXiv preprint arXiv:2406.01574*.
- Jason Wei, Xuezhi Wang, Dale Schuurmans, Maarten Bosma, Fei Xia, Ed Chi, Quoc V Le, Denny Zhou, et al. 2022. Chain-of-thought prompting elicits reasoning in large language models. *Advances in neural information processing systems*, 35:24824–24837.
- Hanzi Xu, Renze Lou, Jiangshu Du, Vahid Mahzoon, Elmira Talebianaraki, Zhuoan Zhou, Elizabeth Garrison, Slobodan Vucetic, and Wengpeng Yin. 2024. LLMs’ classification performance is overclaimed. *arXiv preprint arXiv:2406.16203*.