

# Better Alignment with Instruction Back-and-Forth Translation

Thao Nguyen<sup>1,2</sup> Jeffrey Li<sup>1</sup> Sewoong Oh<sup>1</sup>  
Ludwig Schmidt<sup>1</sup> Jason Weston<sup>2</sup> Luke Zettlemoyer<sup>1,2</sup> Xian Li<sup>2</sup>

<sup>1</sup>University of Washington <sup>2</sup>Meta FAIR

{thaottn,jwl2162,sewoong,schmidt}@cs.washington.edu {jase,lsz,xianl}@meta.com

## Abstract

We propose a new method, instruction back-and-forth translation, to construct high-quality synthetic data grounded in world knowledge for aligning large language models (LLMs). Given documents from a web corpus, we generate and curate synthetic instructions using the backtranslation approach proposed by Li et al. (2023a), and rewrite the responses to improve their quality further based on the initial documents. Fine-tuning with the resulting (backtranslated instruction, rewritten response) pairs yields higher win rates on AlpacaEval than using other common instruction datasets such as Humpback, ShareGPT, Evol-Instruct, Open Orca, Alpaca-GPT4 and Self-instruct. We also demonstrate that rewriting the responses with an LLM outperforms direct distillation, and the two generated text distributions exhibit significant distinction in embedding space. Further analysis shows that our backtranslated instructions are of higher quality than other sources of synthetic instructions, while our responses are more diverse and complex than those obtained from distillation. Overall we find that instruction back-and-forth translation combines the best of both worlds—making use of the information diversity and quantity found on the web, while ensuring the quality of the responses which is necessary for effective alignment.

## 1 Introduction

In recent years, it is increasingly common for large language models (LLMs) to be deployed through a chat interface to interact with users’ queries. This capability is achieved by taking models that have been pre-trained on massive amounts of web-crawled text and fine-tuning them on a relatively smaller set of instruction-response pairs or preferences (Ouyang et al., 2022). Popular instruction-tuning corpora are often constructed by (i) human annotation and curation (Köpf et al., 2024; Conover et al., 2023; Zhou et al., 2024), (ii) converting existing texts, e.g. from other NLP tasks (Longpre

et al., 2023) or web crawls (Li et al., 2023a; Köksal et al., 2023) to instruction-response pairs, and (iii) distilling knowledge from a model (Chiang et al., 2023; Mukherjee et al., 2023).

There are benefits and disadvantages to each of these approaches. While (i) can offer strong baselines (Zhou et al., 2024; Köpf et al., 2024), the reliance on human annotations makes scaling up these datasets difficult. The success of (i) and (ii) is also more dependent on having an effective filtering mechanism to remove noisy data from humans and the web. On the other hand, (iii) is more cost-effective and scalable; many current state-of-the-art instruction datasets employ distillation. However, distillation alone has also been claimed to be a “false promise”—Gudibande et al. (2023) shows that specific capability improvements depend on the coverage of the distilled data and that the performance gains from distilling can plateau quickly. These findings suggest that less noisy and more diverse data is crucial for instruction-tuning to close the gap between open and closed LLMs.

Given the knowledge breadth that can be found on the internet, generating instruction-response data with backtranslation has been shown to be a promising alternative to distillation (Li et al., 2023a). In particular, the authors parse the ClueWeb corpus (Overwijk et al., 2022) for self-contained text segments, train a model specifically for instruction generation on Open Assistant data (Köpf et al., 2024), and generate instructions to go with the text segments. However, this approach relies on high-quality text data provided by ClueWeb, a paid-access corpus containing only the most popular web pages from search results, as well as a list of manually specified rules for parsing raw HTML files into structured responses (which are then used directly for fine-tuning).

In this work, we also adopt the instruction back-translation technique but make it more accessible and scalable. We make direct use of preprocessed

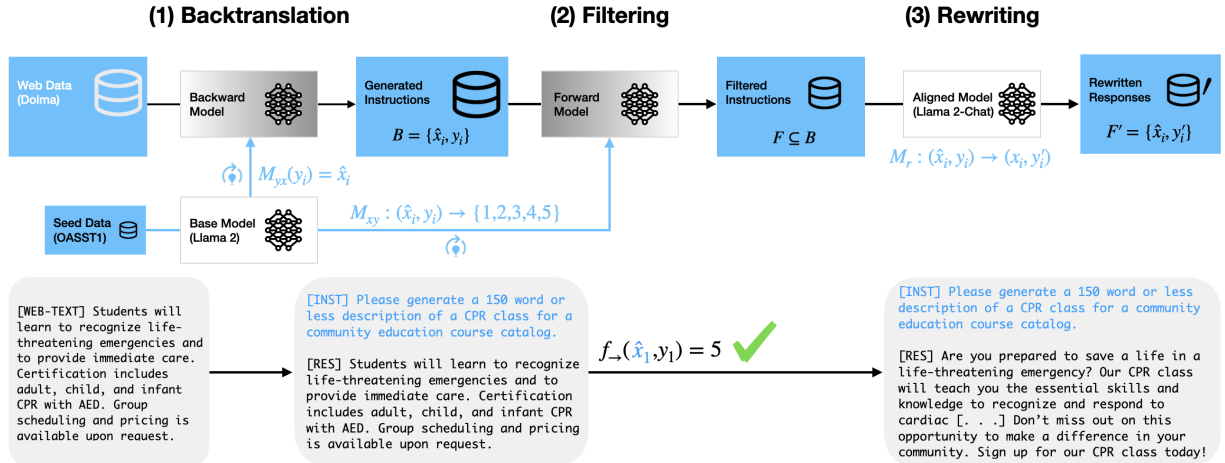


Figure 1: **Overview of our proposed pipeline: instruction back-and-forth translation.** (1) We first fine-tune a base model, e.g. Llama-2, on some seed examples from Open Assistant, for the task of instruction generation. We then extract initial candidate responses from a web corpus, e.g. Dolma, and use the fine-tuned model to obtain synthetic instructions that would go with the corresponding responses; (2) We separately obtain an instruction-following model by fine-tuning the same base model on the seed examples, and use it to score the quality of the (synthetic instruction, web-scraped response) pairs; (3) With the highest scoring pairs, we ask an existing aligned model (e.g. Llama-2-chat) to improve the responses further, conditioned on the generated instructions and the initial web texts. Steps (1) and (2) follow Li et al. (2023a) with some modifications (i.e. using preprocessed documents from Dolma instead of parsing raw HTMLs from ClueWeb). We provide a specific data example in the bottom row.

documents from a large-scale *open-source* corpus like Dolma (Soldaini et al., 2024) and generate instructions via backtranslation accordingly. We find that the quality of our instructions are comparable to those backtranslated from ClueWeb. To make up for the lack of manually designed rules for structuring the response, we experiment with using an LLM to rewrite the response based on the generated instruction and the initial web text. This also allows us to avoid directly distilling and overfitting to an LLM’s knowledge. An overview of our pipeline, which we call *back-and-forth translation*, can be found in Figure 1.

Given the same data quantity, fine-tuning Llama-2-70B on the instruction-response pairs from our data generation pipeline improves the AlpacaEval win rate by 3.6% compared to using the backtranslation data from previous work (Li et al., 2023a), and by at least 3.2% compared to using other existing distillation datasets such as OpenOrca (Lian et al., 2023), ShareGPT (Chiang et al., 2023), Evol-Instruct (Xu et al., 2023), Alpaca-GPT4 (Peng et al., 2023) and Self-instruct (Wang et al., 2022a) (Section 4). By asking a model to rewrite responses based on initial texts extracted from Dolma, we obtain a distribution of responses that interpolates between the original web text distribution and the distribution of outputs distilled from the same model. Fine-tuning on the rewritten responses in turn outperforms fine-tuning on the distilled responses cor-

responding to the same instructions (Section 5.1). In addition, we offer some insights into how instruction backtranslation and response rewriting affect the quality of instructions and responses respectively, especially in comparison with existing data generation methods (Sections 5.2 and 5.3). Overall our results suggest that back-and-forth translation offers an effective way to generate instruction-tuning data enriched with diverse information found on the web, while ensuring the quality of the response annotations by having aligned LLMs in the loop.

## 2 Method

Figure 1 shows an overview of our pipeline. Here we describe each step in more detail.

### 2.1 Background: instruction backtranslation

Our work is inspired by the backtranslation method from Li et al. (2023a). In this previous work, the authors fine-tune a base language model on some seed instruction-response pairs  $(x_s, y_s)$  (e.g. from Open Assistant (Köpf et al., 2024)) to obtain a backward model  $M_{yx} := p(x|y)$  that learns to generate instructions. The authors then extract candidate responses  $y_i$  from .warc files of a web corpus, ClueWeb, using carefully constructed HTML-parsing rules, and augment the responses with corresponding instructions output by the backward model. This yields a set of candidate  $(\hat{x}_i, y_i)$  pairs.

The authors also separately fine-tune the same base language model on the same seed data  $(x_s, y_s)$  to obtain a forward model  $M_{xy} := p(y|x)$  that can follow instructions. This model is then prompted to score candidate  $(\hat{x}_i, y_i)$  pairs on a 5-point scale. The final instruction-tuning dataset consists of only score-5 examples. The paper provides ablations to show that this curation step is critical to achieving performance gains, especially with increasing instruction data quantity.

The two steps derived from Li et al. (2023a) are denoted as (1) Backtranslation and (2) Filtering in Figure 1.

## 2.2 The rewriting process

A major limitation of previous work (Li et al., 2023a) is the limited availability of high-quality candidate responses. The authors rely on Clueweb (Overwijk et al., 2022) as the source for unlabelled responses  $\{y_i\}$ , using only highly linked websites visited by a search engine (e.g. Wikipedia, popular news sites) as this offers quality control over the extracted texts  $\{y_i\}$ . However, (i) ClueWeb requires paid access, (ii) the text segments were extracted from raw HTML format, which requires specific preprocessing and may still result in segments that are sub-optimal as responses.

Our work removes the data access restrictions and preprocessing steps by using cleaned documents from an open-source corpus, Dolma (Soldaini et al., 2024), for the initial web-scraped responses. Since these documents come pre-extracted (with all HTML structures removed) and were written for various purposes, they may contain redundant information and the content presentation could also be improved (e.g. by being split into paragraphs). Consequently, we use an LLM to improve these documents to better resemble responses from AI Assistants; this step is denoted as (3) Rewriting in Figure 1. Conditioned on initial text  $y_i$  from Dolma and the corresponding backtranslated instruction  $\hat{x}_i$ , we prompt an aligned LLM, Llama-2-70B-chat, to rewrite the response to improve its quality ( $y'_i$ ). The full prompt can be found in Appendix A.2.

By default, we apply rewriting to  $(\hat{x}_i, y_i)$  pairs that have passed the filtering stage. However, we also experiment with skipping the filtering step, i.e. rewrite responses for *any* pair even if the forward model finds some web responses and corresponding generated instructions not properly aligned. Overall we find that step (3) Rewriting is more

effective compared to (2) Filtering, though using both offers complementary performance benefits. We will elaborate on this in Section 4.

## 3 Experiment setup

### 3.1 Training details

**Data.** To source the initial web-crawled responses, we use the Common Crawl subset of Dolma v1 (Soldaini et al., 2024). This subset has been preprocessed with quality and content filters, in addition to undergoing deduplication. We additionally filter out documents whose lengths are close to exceeding the context length of Llama-2; this removes about 25% of the Common Crawl subset. Besides, we only use data from the head split (which consists of documents with the best perplexity scores), as preliminary experiments show that this split offers better candidate responses than the middle split (see Table 5 in Appendix).

For the seed data used to train the forward and backward models, we follow previous work (Li et al., 2023a) and use 3200 examples from the Open Assistant dataset (Köpf et al., 2024), chosen from the first turn of each conversation tree. Note that the seed data only consists of English language responses that are considered high-quality, based on their human annotated rank (rank 0).

**Model.** We fine-tune a Llama-2-70B base model (Touvron et al., 2023) on the seed data to obtain the forward and backward models used in steps (1) and (2) of our pipeline. The rewriting step employs Llama-2-70B-chat by default. We also experiment with using a smaller model (Llama-2-7B-chat) as well as the forward model from step (2) for rewriting, but we observe that the output quality is worse (Appendix D). For performance evaluation, we fine-tune both the 7B and 70B scales of the Llama-2 base model on the resulting instruction-response pairs in a supervised manner. Specific hyperparameters can be found in Appendix A.

**Evaluation.** Given a fine-tuned Llama-2 model, we prompt it to respond to 805 questions from the AlpacaEval benchmark (Li et al., 2023b) and report the model’s win rate over text-davinci-003 as evaluated by GPT-4 model. We also adopt the length-controlled win rate evaluation from AlpacaEval 2.0 (Dubois et al., 2024), see Appendix E for more details. Performance on other NLP tasks can be found in Appendix F.

### 3.2 Baselines

The other fine-tuning data sources we compare to include:

- **Open Orca** (Lian et al., 2023; Mukherjee et al., 2023): contains GPT-4-distilled outputs to FLAN tasks (Longpre et al., 2023), which are converted from existing NLP datasets using manually crafted templates. The tasks have been augmented with prompting to elicit some form of reasoning during distillation.
- **ShareGPT** (Chiang et al., 2023): the data comes from ShareGPT.com, where users shared their own conversation logs with ChatGPT. We only take the first instruction and first response from each conversation for fine-tuning.
- **ClueWeb + filtering** (Li et al., 2023a): responses are parsed from HTML files in the ClueWeb corpus (Overwijk et al., 2022) and do not undergo rewriting. Instructions are generated with the backtranslation approach. After preprocessing and two rounds of curation, previous work produces 41.8K instruction-response pairs in total.
- **Self-instruct** (Wang et al., 2022a): the instructions, inputs and outputs are generated by GPT-3, bootstrapped from a small set of seed tasks.
- **Alpaca-GPT4** (Peng et al., 2023): contains GPT-4-distilled responses to instructions from Alpaca dataset (Taori et al., 2023). Alpaca’s instruction generation seeks to improve over the Self-instruct framework by using different prompts and a more advanced model (text-davinci-003).
- **Evol-Instruct** (Xu et al., 2023): starting from the Alpaca instruction set, this work uses a set of evolution prompts to rewrite the instructions to improve their complexity. This evolution process is repeated multiple times, using an eliminator in between to filter out the failed instructions. Responses are then distilled from ChatGPT.

We note that except for the first two, the rest of the baselines employ synthetic instructions. Besides, the majority of these datasets (other than ClueWeb) distill responses from different existing LLMs. We use these GPT-distilled datasets for research-only, non-commercial purposes (i.e. to serve as competitive baselines to compare our method against).

## 4 Fine-tuning results

We validate the effectiveness of our data generation method, by examining the AlpacaEval performance of Llama-2 models fine-tuned on our data versus on other datasets, given the same instruction quantity.

### 4.1 7B scale

We fix the number of samples to be 12.8K and compare fine-tuning Llama-2-7B base model on our backtranslation and rewritten data to fine-tuning on other common baselines described in Section 3.2. Results are shown in Table 1. Below we describe our different data variations in more detail:

- **Dolma + filtering**: Data obtained from steps (1) and (2) of our pipeline (Figure 1). We gather initial responses from the Dolma corpus, generate corresponding instructions with backtranslation, and filter out instruction-response pairs that do not get a score 5 from our forward model (i.e. not well-aligned). Responses do not undergo rewriting for this baseline.
- **Dolma + rewriting**: Data obtained from steps (1) and (3) of our pipeline (Figure 1). We source candidate responses from Dolma, generate instructions with backtranslation and rewrite the responses with Llama-2-70B-chat. No intermediate filtering is done in this case.
- **Dolma + filtering + rewriting**: Data obtained from going through all the steps of our pipeline (Figure 1) as described in Section 2.

We find that at this scale, our filtered backtranslation data (*Dolma + filtering*) outperforms similarly constructed data from previous work (Li et al., 2023a) (*ClueWeb + filtering*). Our best dataset that undergoes both filtering and rewriting yields better win rate than all other baselines. It is worth noting that fine-tuning on rewritten responses from unfiltered instruction-response pairs (*Dolma + rewriting*) outperforms fine-tuning on initial web-scraped responses that have passed the filtering stage but have not been rewritten (*Dolma + filtering*). This signals that the rewriting step is more effective than filtering at improving the quality of instruction-tuning data.

### 4.2 70B scale

We also experiment with fine-tuning the Llama-2-70B base model on different variants of the backtranslation data described in the previous section. While the instruction-tuning data generated by previous work (Li et al., 2023a) is limited by the amount of high-quality text from the initial web corpus (i.e. ClueWeb), our approach overcomes this limitation with response rewriting. We generate 51.2K instruction-response pairs with our pipeline. In Table 2, we find that by simply doing backtranslation on Dolma texts and filtering like previ-

Data source	Data size	Win rate (%)
Dolma + filtering	12.8K	71.70
Dolma + rewriting	12.8K	73.44
Dolma + filtering + rewriting	12.8K	<b>74.38</b>
ClueWeb + filtering	12.8K	70.77
Open Orca	12.8K	74.20
ShareGPT	12.8K	72.69
Evol-Instruct	12.8K	72.32
Alpaca-GPT4	12.8K	71.17
Self-instruct	12.8K	65.11

Table 1: **Performance of fine-tuning Llama-2-7B.** Given the same data quantity (12.8K), fine-tuning on the instruction-response pairs obtained from instruction back-and-forth translation outperforms fine-tuning on the backtranslated ClueWeb data from previous work (Li et al., 2023a), as well as other common instruction datasets. We also find that the rewriting step is more effective than the filtering step at improving the data quality, and subsequently, the model win rate.

ous work (*Dolma + filtering*), the resulting model slightly lags behind the Humpback model from (Li et al., 2023a) (*ClueWeb + filtering*) in terms of win rate. However, after rewriting responses in the filtered subset (*Dolma + filtering + rewriting*), we manage to outperform previous work by 3.6%. Similar to the 7B scale, we also observe at the 70B scale that fine-tuning on rewritten responses from unfiltered instruction-response pairs (*Dolma + rewriting*) is more effective than fine-tuning on web-scraped responses that have passed the filter but have not been rewritten (*Dolma + filtering*).

## 5 Understanding rewritten data quality

Given the performance benefits of rewritten data, we analyze how the outputs obtained from rewriting are different from those obtained from distillation. We also analyze the characteristics of the instruction-response pairs resulting from our pipeline compared to other existing datasets.

### 5.1 Rewriting versus Distilling

As rewriting involves asking Llama-2-70B-chat to improve the response quality, conditioned on an initial web-crawled response and a backtranslated instruction, a fundamental question arises: *does the rewriting process leverage information in the raw text or does it simply distill knowledge stored in Llama-2-70B-chat?*

Given the same set of backtranslated instructions, we use MAUVE score (Pillutla et al., 2021) to quantify the distributional differences among three sets of responses: initial web-scraped responses (from Dolma), rewritten responses, and responses distilled from Llama-2-70B-chat. MAUVE was

Data source	Data size	Win rate (%)
Dolma + filtering	51.2K	87.42
Dolma + rewriting	51.2K	90.52
Dolma + filtering + rewriting	51.2K	<b>91.74</b>
ClueWeb + filtering	41.8K	88.18
Open Orca	51.2K	87.31
ShareGPT	51.2K	88.56
Evol-Instruct	51.2K	86.05
Alpaca-GPT4	51.2K	86.18
Self-instruct	51.2K	78.48
Dolma + filtering + rewriting	25.6K	90.22
Dolma + filtering + distilling	25.6K	87.58

Table 2: **Performance of fine-tuning Llama-2-70B.** While backtranslation data from previous work (Li et al., 2023a) is limited by the number of high-quality web pages in Clueweb, our approach relies on Dolma texts and thus has access to many more candidate responses. Similar to the 7B scale results, (i) rewriting is more effective at improving data quality than filtering, (ii) filtering backtranslated instructions and then rewriting the responses does the best and outperforms previous work. We also observe that using an aligned LLM for response rewriting yields better data, and subsequently, win rate, than using the same model for distillation.

originally designed to measure the gap between machine- and human-generated texts. This metric computes the area under the curve of divergence frontiers in a quantized space, after embedding text samples with a language model (by default, GPT-2). MAUVE score ranges between 0 and 1; the higher it is, the more similar the text distributions are. In the first row of Table 3, we sample two disjoint sets of 10K distilled responses and find that they exhibit high MAUVE score (0.960) as expected, since they are from the same distribution. Comparing 10K initial responses sourced from Dolma to 10K responses distilled from Llama-2-70B-chat, we observe that these two sets of texts differ significantly, even though they are supposedly responses to the same (backtranslated) queries (MAUVE score = 0.0338). Rewritten responses exhibit some similarity with distilled outputs but there still exists a significant gap between them (MAUVE score = 0.340). This suggests that the rewriting process is sufficiently distinct from distillation. We provide some examples of rewritten and distilled responses in Appendix C. We also compare empirical performance of fine-tuning on rewritten data versus distilled data. For the latter, we feed 25.6K instructions randomly sampled from our filtered backtranslated dataset to Llama-2-70B-chat and let the model answer directly. For the former, we use the same set of 25.6K instructions and prompt Llama-2-70B-chat to rewrite the cor-

Text distributions	MAUVE score
Distilled responses vs. Distilled responses	0.960 $\pm$ 0.002
Distilled responses vs. Rewritten responses	0.340 $\pm$ 0.009
Distilled responses vs. Initial web responses	0.0338 $\pm$ 0.0007

Table 3: **Rewritten responses interpolate between the initial web-scraped responses and the distillation outputs from the aligned LLM used for rewriting.** We use MAUVE score (Pillutla et al., 2021) to measure the distances among the three text distributions: initial responses sourced from Dolma, the rewritten responses and the distilled outputs of Llama-2-70B-chat, all in response to the same instruction set. We find that the rewritten responses appear more similar to the distilled outputs compared to the web texts, though there still exists a substantial gap between the first two distributions.

responding web-scraped responses. Fine-tuning a Llama-2-70B model on the distilled responses yields lower win rate compared to fine-tuning on the rewritten texts (bottom two rows of Table 2). This demonstrates that the rewriting process improves the quality of response data in general, beyond just extracting what an LLM already knows, possibly because rewriting incorporates the information diversity found in web-scraped texts.

## 5.2 Instruction quality analysis

### Measuring instruction quality empirically.

We attempt to isolate the quality of instructions from different datasets by unifying the response distribution to be outputs distilled from the same model. More specifically, we randomly sample 12.8K instructions from our backtranslation data (with and without filtering) as well as from each of the baseline datasets described in Section 3.2. We discard all existing answers, and feed each set of 12.8K queries to Llama-2-70B-chat to obtain distilled responses. We then fine-tune a Llama-2-7B model on each set of (instruction, new response) pairs and evaluate the AlpacaEval win rate of the resulting model. In Figure 2, we find that (i) filtered backtranslation instructions (i.e. from Dolma or ClueWeb) outperform other synthetic instruction generation methods (i.e. Alpaca (Taori et al., 2023) and Self-instruct (Wang et al., 2022a)), (ii) however, synthetic instructions still lag behind human-written ones, obtained via user interactions with a chat interface (ChatGPT), (iii) instructions constructed from transforming existing NLP datasets (i.e. Open Orca (Lian et al., 2023; Mukherjee et al., 2023)) do not yield high distillation performance, possibly due to limited and repetitive task types.

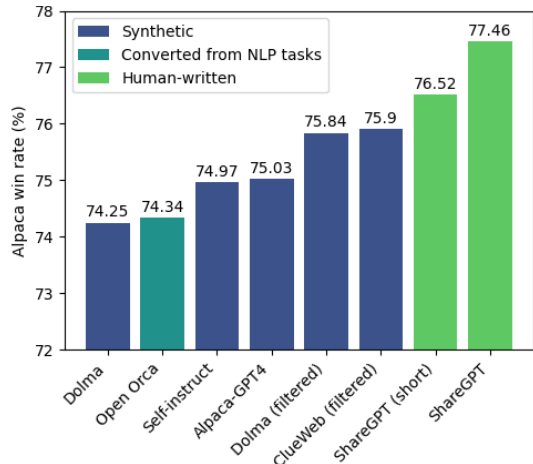


Figure 2: **Quality of instruction prompts from various datasets, measured by their ability to distill useful information from a fixed model.** We randomly sample 12.8K instructions from each dataset in our experiments and input them to Llama-2-70B-chat to distill its knowledge. The quality of the instructions is then measured by the performance of a model (Llama-2-7B) fine-tuned on the (instruction, distilled response) pairs. We find that backtranslated instructions surpass other synthetic instruction generation methods (e.g. Alpaca), while still underperforming human-written queries (e.g. ShareGPT). This gap is partly, but not entirely, due to ShareGPT having longer instructions.

**Diversity.** As a proxy for diversity, we measure the number of unique trigrams across different instruction sets, given the same data quantity. In Figure 3 (left), we observe that while our instruction set (backtranslated from Dolma) is more diverse than other synthetic instruction sets—including ClueWeb, Alpaca and Self-instruct, there is still a significant gap in diversity between model-generated instructions and manually-crafted ones (e.g., Open Orca and ShareGPT).

It is worth noting that the human-written instructions (e.g. during their interactions with ChatGPT) tend to be substantially longer than synthetic ones, see Table 6 in the appendix. We thus conduct an ablation study to study how much the length factor contributes to the quality of instructions. We filter out instructions in ShareGPT that exceed the maximum length of our backtranslated instructions (i.e. 514 tokens) and among the remaining datapoints, randomly sample 12.8K instructions to repeat the distillation experiment described earlier (Figure 2). This yields a shorter version of ShareGPT ("ShareGPT (short)") in which the instructions have about the same average length as our backtranslated instructions (i.e. 69 tokens). We observe that when fixing the output distribution to be distilled responses from Llama-2-70B-chat,

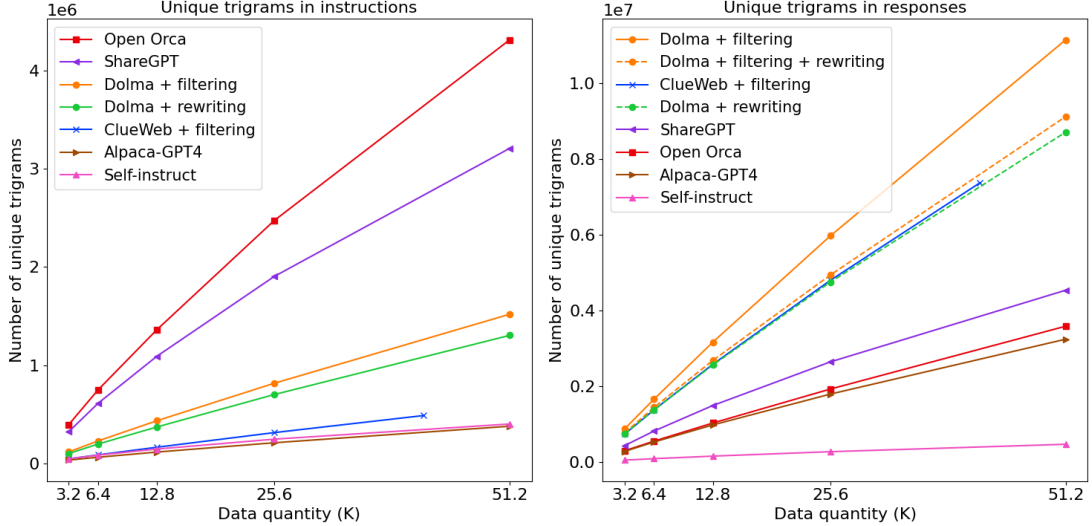


Figure 3: **Diversity of instructions and responses from our backtranslation data and other common instruction datasets, as measured by the number of unique trigrams.** We find that (i) while instructions generated in this work are more diverse than synthetic instructions from existing baselines including ClueWeb and Alpaca-GPT4, our instruction diversity still lags behind that of manually-crafted prompts, (ii) in terms of responses, using web-crawled texts sourced from Dolma yields the most diverse responses; rewriting reduces the response diversity slightly, but still offers much more text diversity than distillation.

fine-tuning on "ShareGPT (short)" is less effective than using the original ShareGPT instructions, but still outperforms backtranslated instructions (Figure 2). This suggests that independent of length, human-written instructions are still of higher quality overall compared to synthetic instructions.

**Complexity.** Following the InsTag Complexity metric employed by Liu et al. (2023), we use the InsTag public tagger (Lu et al., 2023), which is a Llama-2-7B model fine-tuned on ChatGPT-generated tags, to automatically tag our text data with all detectable semantics and intentions. We use the average number of unique tags uncovered in instructions, and separately, responses, from each dataset as a proxy for complexity. In Table 4, we observe that our Dolma-backtranslated instructions offers higher InsTag complexity than most instruction sets from previous work, including ClueWeb-backtranslated data (Li et al., 2023a) and Open Orca (Lian et al., 2023). Human-written instructions, i.e. from user interactions with ChatGPT, still yield the highest number of tags on average.

### 5.3 Response quality analysis

**Diversity.** We apply the same diversity analysis as in Section 5.2 to response data. In Figure 3 (right), we observe that the initial web responses sourced from Dolma are substantially more diverse than outputs distilled from existing models (e.g. ChatGPT, GPT-4, GPT-3), as well as web

Data source	Instruction	Response
Dolma + filtering	5.6	8.3
Dolma + rewriting	4.8	6.8
Dolma + filtering + rewriting	5.1	6.6
ClueWeb	3.7	6.6
Open Orca	3.5	4.9
Alpaca-GPT4	3.6	4.4
Self-instruct	3.1	5.1
ShareGPT	6.2	5.2

Table 4: **Average number of semantic and intention tags uncovered in different instruction-tuning datasets by the InsTag model (Lu et al., 2023).** While our backtranslated instructions yield fewer tags than human-written ones (i.e. ShareGPT), they exhibit higher complexity than synthetic instructions from other datasets. Besides, we find that responses sourced from or are based on web texts generally have higher InsTag complexity than those obtained via distillation.

texts from ClueWeb. The rewriting process reduces information diversity of these web-scraped responses slightly, but still leads to much more diverse responses than distillation. Overall this analysis demonstrates the importance of including web sources in the data construction process, in order to encourage more diverse instructions and responses, compared to just distilling knowledge from existing LLMs.

**Complexity.** Applying the same analysis as in Section 5.2, using the average number of semantic and intention tags uncovered by InsTag tagger (Lu et al., 2023) as a proxy for complexity, we compare the responses from our pipeline (with and without

rewriting) to responses from other baseline datasets. In Table 4, we find that the initial web-scraped responses from Dolma yield the highest complexity. Rewriting generally reduces the InsTag complexity of the response. However, our rewritten responses are still substantially more complex than most existing response data, which is commonly distilled from high-performing LLMs.

We also provide an analysis of instruction and response lengths as another quality metric. Refer to Appendix B for more details.

## 6 Related Work

We discuss related papers that construct new instruction-tuning datasets or propose methods to improve existing ones. More in-depth review can be found in Zhang et al. (2023).

**Human-crafted data.** Open Assistant (Köpf et al., 2024), Dolly (Conover et al., 2023) and Super-NI (Wang et al., 2022b) are some examples of datasets that contain solely human-generated and human-annotated conversations, covering a range of topics and NLP tasks. These datasets tend to be relatively small in scale due to the expensive costs of manual annotation and verification.

Other papers do not explicitly ask humans to create questions and answer them, but instead re-purpose existing datasets. For example, FLAN (Longpre et al., 2023) and Natural instructions (Mishra et al., 2021) transform inputs and outputs of more than 60 NLP tasks into instruction-tuning data. This suffers from the same scalability issue as human-annotated datasets.

**Synthetic instruction generation.** In contrast to sourcing manually written instructions, which may be expensive to scale, some papers propose ways to automatically generate large quantities of instructions (Wang et al., 2022a; Taori et al., 2023). In particular, our work is inspired by the backtranslation technique proposed in Li et al. (2023a), which fine-tunes an LLM specifically for the task of instruction generation, and then applies the model to augment text segments extracted from the web with corresponding instructions. The paper suggests that this approach allows the resulting instruction-tuning data to be more diverse especially in the long tail. Another prior work, LongForm (Köksal et al., 2023), introduces a similar approach for generating instructions.

Most related to our approach is the work by Chen et al. (2023b), who train an LLM to generate *both*

instructions and responses from web-scraped documents. In contrast to their method, we (i) generate instructions separately with backtranslation and then ask an LLM to improve the existing responses, (ii) obtain better performance with much fewer data (Table 5) (iii) generate more data (51.2K compared to 12.4K), (iv) offer more insights into the quality of our instructions and responses in comparison to other existing datasets. In addition, concurrent work by Zheng et al. (2024) also proposes more detailed scoring and refinement prompts to improve the instruction curation and response formatting of the backtranslation pipeline from Li et al. (2023a), applying it to Chinese text data.

**Distillation.** Perhaps the most common approach in instruction-tuning data generation, distillation seeks to mimic the capabilities of powerful LLMs (e.g. GPT-4) by feeding queries to these models and using the outputs to fine-tune subsequent LLMs. Datasets that are built this way include ShareGPT (Chiang et al., 2023), OpenInstruct (Wang et al., 2023), Alpaca-GPT4 (Peng et al., 2023) and Ultra-Feedback (Tunstall et al., 2023).

**Improving instruction-tuning data quality.** Some prior work studies characteristics of high-quality instruction-tuning data (Liu et al., 2023) and proposes curation techniques accordingly. LIMA (Zhou et al., 2024) carefully collects 1K fine-tuning samples via both internet sourcing and human annotation, and shows that strong performance can be achieved despite the small data quantity. Similarly, Chen et al. (2023a) demonstrates that performance gain is possible by fine-tuning on only a small subset of the original dataset (Alpaca), using ChatGPT as the quality evaluator. Zhao et al. (2024) finds that selecting only the 1K longest responses from existing datasets offers a very strong baseline, independent of GPT-4’s preference for longer texts. Evol-Instruct (Xu et al., 2023) and Orca (Mukherjee et al., 2023) manually prompt models to enhance the complexity of instructions, and subsequently, data generation (e.g. by asking for justification). Fan et al. (2024) reformats the responses of existing instruction data to augment them with relevant information and align them with pre-determined criteria set by humans.

## 7 Discussion

We propose instruction back-and-forth translation: combining instruction backtranslation method from Li et al. (2023a) with response rewriting, in order to



benefit from both the information diversity found on the internet and the quality of model annotations, while enabling scalability owing to the size of the web corpus where we source initial responses from.

**Future work.** Our findings motivate a number of interesting future directions. One concrete question is whether applying other existing curation techniques—e.g. quality filters proposed by Liu et al. (2023)—to our pool of (synthetic instructions, rewritten response) pairs would lead to further performance gains. In addition, we also look forward to scaling up our data generation pipeline and studying the implication of the rewritten data on the pre-training process, given concurrent work (Maini et al., 2024) that explores paraphrasing pre-training data into the question-answering format.

**Limitations.** Although we try to control for confounding factors (e.g. data quantity), our findings are only obtained from using one model family, i.e. Llama-2 (Touvron et al., 2023). Besides, our pipeline revolves around general-purpose English instructions, with limited coding or science-related tasks. Nevertheless, it is possible to extend our method to more domain-specific data, e.g. by crawling texts from StackOverflow, generating instructions and rewriting the responses with Code Llama (Roziere et al., 2023).

**Ethical considerations & Potential risks.** It is possible that sourcing response data from the web could affect the factuality of the fine-tuned model and/ or make it more prone to hallucination. The same risks apply to the response rewriting process. Future work could include additional steps to verify the quality of the information in the responses, and check whether it overlaps with what the model already knows, before using the data for fine-tuning.

## Acknowledgments

We are grateful to Weijia Shi and Mike Lewis for helpful discussion as well as feedback on the manuscript. TN is supported by the UW-Meta AI Mentorship Program. This work is supported in part by NSF grant 2019844.

## References

Yonatan Bisk, Rowan Zellers, Jianfeng Gao, Yejin Choi, et al. 2020. Piqa: Reasoning about physical commonsense in natural language. In *Proceedings of the*

*AAAI conference on artificial intelligence*, volume 34, pages 7432–7439.

Lichang Chen, Shiyang Li, Jun Yan, Hai Wang, Kalpa Gunaratna, Vikas Yadav, Zheng Tang, Vijay Sriniwasan, Tianyi Zhou, Heng Huang, et al. 2023a. Alpapasus: Training a better alpaca with fewer data. *arXiv preprint arXiv:2307.08701*.

Yongrui Chen, Haiyun Jiang, Xinting Huang, Shuming Shi, and Guilin Qi. 2023b. Tegit: Generating high-quality instruction-tuning data with text-grounded task design. *arXiv preprint arXiv:2309.05447*.

Wei-Lin Chiang, Zhuohan Li, Zi Lin, Ying Sheng, Zhanghao Wu, Hao Zhang, Lianmin Zheng, Siyuan Zhuang, Yonghao Zhuang, Joseph E. Gonzalez, Ion Stoica, and Eric P. Xing. 2023. Vicuna: An open-source chatbot impressing gpt-4 with 90%\* chatgpt quality.

Peter Clark, Isaac Cowhey, Oren Etzioni, Tushar Khot, Ashish Sabharwal, Carissa Schoenick, and Oyvind Tafjord. 2018. Think you have solved question answering? try arc, the ai2 reasoning challenge. *arXiv preprint arXiv:1803.05457*.

Mike Conover, Matt Hayes, Ankit Mathur, Jianwei Xie, Jun Wan, Sam Shah, Ali Ghodsi, Patrick Wendell, Matei Zaharia, and Reynold Xin. 2023. Free dolly: Introducing the world’s first truly open instruction-tuned llm.

Yann Dubois, Balázs Galambosi, Percy Liang, and Tatsunori B Hashimoto. 2024. Length-controlled alpacaeval: A simple way to debias automatic evaluators. *arXiv preprint arXiv:2404.04475*.

Run-Ze Fan, Xuefeng Li, Haoyang Zou, Junlong Li, Shwai He, Ethan Chern, Jiewen Hu, and Pengfei Liu. 2024. Reformatted alignment. *arXiv preprint arXiv:2402.12219*.

Arnav Gudibande, Eric Wallace, Charlie Snell, Xinyang Geng, Hao Liu, Pieter Abbeel, Sergey Levine, and Dawn Song. 2023. The false promise of imitating proprietary llms. *arXiv preprint arXiv:2305.15717*.

Dan Hendrycks, Collin Burns, Steven Basart, Andy Zou, Mantas Mazeika, Dawn Song, and Jacob Steinhardt. 2020. Measuring massive multitask language understanding. *arXiv preprint arXiv:2009.03300*.

Ari Holtzman, Jan Buys, Li Du, Maxwell Forbes, and Yejin Choi. 2019. The curious case of neural text degeneration. *arXiv preprint arXiv:1904.09751*.

Abdullatif Köksal, Timo Schick, Anna Korhonen, and Hinrich Schütze. 2023. Longform: Optimizing instruction tuning for long text generation with corpus extraction. *arXiv preprint arXiv:2304.08460*.

Andreas Köpf, Yannic Kilcher, Dimitri von Rütte, Sotiris Anagnostidis, Zhi Rui Tam, Keith Stevens, Abdullah Barhoum, Duc Nguyen, Oliver Stanley, Richárd Nagyfi, et al. 2024. Openassistant

- conversations-democratizing large language model alignment. *Advances in Neural Information Processing Systems*, 36.
- Xian Li, Ping Yu, Chunting Zhou, Timo Schick, Luke Zettlemoyer, Omer Levy, Jason Weston, and Mike Lewis. 2023a. Self-alignment with instruction back-translation. *arXiv preprint arXiv:2308.06259*.
- Xuechen Li, Tianyi Zhang, Yann Dubois, Rohan Taori, Ishaan Gulrajani, Carlos Guestrin, Percy Liang, and Tatsunori B. Hashimoto. 2023b. AlpacaEval: An automatic evaluator of instruction-following models. [https://github.com/tatsu-lab/alpaca\\_eval](https://github.com/tatsu-lab/alpaca_eval).
- Wing Lian, Bley Goodson, Eugene Pentland, Austin Cook, Chanvichet Vong, and "Teknium". 2023. OpenOrca: An open dataset of gpt augmented flan reasoning traces. <https://https://huggingface.co/Open-Orca/OpenOrca>.
- Wei Liu, Weihao Zeng, Keqing He, Yong Jiang, and Junxian He. 2023. What makes good data for alignment? a comprehensive study of automatic data selection in instruction tuning. *arXiv preprint arXiv:2312.15685*.
- Shayne Longpre, Le Hou, Tu Vu, Albert Webson, Hyung Won Chung, Yi Tay, Denny Zhou, Quoc V Le, Barret Zoph, Jason Wei, et al. 2023. The flan collection: Designing data and methods for effective instruction tuning. In *International Conference on Machine Learning*, pages 22631–22648. PMLR.
- Keming Lu, Hongyi Yuan, Zheng Yuan, Runji Lin, Junyang Lin, Chuanqi Tan, Chang Zhou, and Jingren Zhou. 2023. # instag: Instruction tagging for analyzing supervised fine-tuning of large language models. In *The Twelfth International Conference on Learning Representations*.
- Pratyush Maini, Skyler Seto, He Bai, David Grangier, Yizhe Zhang, and Navdeep Jaitly. 2024. Rephrasing the web: A recipe for compute and data-efficient language modeling. *arXiv preprint arXiv:2401.16380*.
- Swaroop Mishra, Daniel Khashabi, Chitta Baral, and Hannaneh Hajishirzi. 2021. Cross-task generalization via natural language crowdsourcing instructions. *arXiv preprint arXiv:2104.08773*.
- Subhabrata Mukherjee, Arindam Mitra, Ganesh Jawahar, Sahaj Agarwal, Hamid Palangi, and Ahmed Awadallah. 2023. Orca: Progressive learning from complex explanation traces of gpt-4. *arXiv preprint arXiv:2306.02707*.
- Long Ouyang, Jeffrey Wu, Xu Jiang, Diogo Almeida, Carroll Wainwright, Pamela Mishkin, Chong Zhang, Sandhini Agarwal, Katarina Slama, Alex Ray, et al. 2022. Training language models to follow instructions with human feedback. *Advances in neural information processing systems*, 35:27730–27744.
- Arnold Overwijk, Chenyan Xiong, and Jamie Callan. 2022. Clueweb22: 10 billion web documents with rich information. In *Proceedings of the 45th International ACM SIGIR Conference on Research and Development in Information Retrieval*, pages 3360–3362.
- Baolin Peng, Chunyuan Li, Pengcheng He, Michel Galley, and Jianfeng Gao. 2023. Instruction tuning with gpt-4. *arXiv preprint arXiv:2304.03277*.
- Krishna Pillutla, Swabha Swayamdipta, Rowan Zellers, John Thickstun, Sean Welleck, Yejin Choi, and Zaid Harchaoui. 2021. Mauve: Measuring the gap between neural text and human text using divergence frontiers. *Advances in Neural Information Processing Systems*, 34:4816–4828.
- Baptiste Roziere, Jonas Gehring, Fabian Gloeckle, Sten Sootla, Itai Gat, Xiaoqing Ellen Tan, Yossi Adi, Jingyu Liu, Tal Remez, Jérémy Rapin, et al. 2023. Code llama: Open foundation models for code. *arXiv preprint arXiv:2308.12950*.
- Luca Soldaini, Rodney Kinney, Akshita Bhagia, Dustin Schwenk, David Atkinson, Russell Authur, Ben Bogin, Khyathi Chandu, Jennifer Dumas, Yanai Elazar, Valentin Hofmann, Ananya Harsh Jha, Sachin Kumar, Li Lucy, Xinxi Lyu, Nathan Lambert, Ian Magnusson, Jacob Morrison, Niklas Muennighoff, Aakanksha Naik, Crystal Nam, Matthew E. Peters, Abhilasha Ravichander, Kyle Richardson, Zejiang Shen, Emma Strubell, Nishant Subramani, Oyvind Tafjord, Pete Walsh, Luke Zettlemoyer, Noah A. Smith, Hannaneh Hajishirzi, Iz Beltagy, Dirk Groeneveld, Jesse Dodge, and Kyle Lo. 2024. [Dolma: An Open Corpus of Three Trillion Tokens for Language Model Pretraining Research](#). *arXiv preprint*.
- Rohan Taori, Ishaan Gulrajani, Tianyi Zhang, Yann Dubois, Xuechen Li, Carlos Guestrin, Percy Liang, and Tatsunori B Hashimoto. 2023. Alpaca: A strong, replicable instruction-following model. *Stanford Center for Research on Foundation Models*. <https://crfm.stanford.edu/2023/03/13/alpaca.html>, 3(6):7.
- Hugo Touvron, Louis Martin, Kevin Stone, Peter Albert, Amjad Almahairi, Yasmine Babaei, Nikolay Bashlykov, Soumya Batra, Prajjwal Bhargava, Shruti Bhosale, et al. 2023. Llama 2: Open foundation and fine-tuned chat models. *arXiv preprint arXiv:2307.09288*.
- Lewis Tunstall, Edward Beeching, Nathan Lambert, Nazneen Rajani, Kashif Rasul, Younes Belkada, Shengyi Huang, Leandro von Werra, Clémentine Fourrier, Nathan Habib, Nathan Sarrazin, Omar Sanseviero, Alexander M. Rush, and Thomas Wolf. 2023. [Zephyr: Direct distillation of lm alignment](#). *Preprint*, arXiv:2310.16944.
- Yizhong Wang, Hamish Ivison, Pradeep Dasigi, Jack Hessel, Tushar Khot, Khyathi Raghavi Chandu, David Wadden, Kelsey MacMillan, Noah A. Smith,

Iz Beltagy, and Hannaneh Hajishirzi. 2023. [How far can camels go? exploring the state of instruction tuning on open resources](#). *Preprint*, arXiv:2306.04751.

Yizhong Wang, Yeganeh Kordi, Swaroop Mishra, Alisa Liu, Noah A Smith, Daniel Khashabi, and Hannaneh Hajishirzi. 2022a. Self-instruct: Aligning language models with self-generated instructions. *arXiv preprint arXiv:2212.10560*.

Yizhong Wang, Swaroop Mishra, Pegah Alipoor-molabashi, Yeganeh Kordi, Amirreza Mirzaei, Anjana Arunkumar, Arjun Ashok, Arut Selvan Dhanasekaran, Atharva Naik, David Stap, et al. 2022b. Super-naturalinstructions: Generalization via declarative instructions on 1600+ nlp tasks. *arXiv preprint arXiv:2204.07705*.

Can Xu, Qingfeng Sun, Kai Zheng, Xiubo Geng, Pu Zhao, Jiazhan Feng, Chongyang Tao, and Daxin Jiang. 2023. Wizardlm: Empowering large language models to follow complex instructions. *arXiv preprint arXiv:2304.12244*.

Rowan Zellers, Ari Holtzman, Yonatan Bisk, Ali Farhadi, and Yejin Choi. 2019. Hellaswag: Can a machine really finish your sentence? *arXiv preprint arXiv:1905.07830*.

Shengyu Zhang, Linfeng Dong, Xiaoya Li, Sen Zhang, Xiaofei Sun, Shuhe Wang, Jiwei Li, Runyi Hu, Tianwei Zhang, Fei Wu, et al. 2023. Instruction tuning for large language models: A survey. *arXiv preprint arXiv:2308.10792*.

Hao Zhao, Maksym Andriushchenko, Francesco Croce, and Nicolas Flammarion. 2024. Long is more for alignment: A simple but tough-to-beat baseline for instruction fine-tuning. *arXiv preprint arXiv:2402.04833*.

Tianyu Zheng, Shuyue Guo, Xingwei Qu, Jiawei Guo, Weixu Zhang, Xinrun Du, Chenghua Lin, Wenhao Huang, Wenhua Chen, Jie Fu, et al. 2024. Kun: Answer polishment for chinese self-alignment with instruction back-translation. *arXiv preprint arXiv:2401.06477*.

Chunting Zhou, Pengfei Liu, Puxin Xu, Srinivasan Iyer, Jiao Sun, Yuning Mao, Xuezhe Ma, Avia Efrat, Ping Yu, Lili Yu, et al. 2024. Lima: Less is more for alignment. *Advances in Neural Information Processing Systems*, 36.

## A More training details

### A.1 Web corpus ablation

We randomly sample text segments from different Common-Crawl-derived corpora, generate the corresponding instructions with backtranslation, and filter the candidate pairs to obtain 3200 high-quality samples for fine-tuning Llama-2-7B. In Table 5, even though Dolma head split still slightly lags behind ClueWeb when it comes to producing high-quality responses for fine-tuning, it still outperforms other web data sources such as C4 and Dolma middle split.

Data source	Data size	Win rate (%)
C4	3.2K	66.83
Dolma (head)	3.2K	67.92
Dolma (middle)	3.2K	67.21
ClueWeb	3.2K	68.04

Table 5: **Comparison of text quality from various web-crawled data sources, when used as initial responses in our pipeline.**

### A.2 Data generation hyperparameters

By default, we use nucleus sampling (Holtzman et al., 2019) for our data generation.

**(1) Backtranslation** We prompt the fine-tuned backward model to generate instruction that can go with a given web text response, with  $T = 1.0, p = 0.9$ . The prompt follows from previous work (Li et al., 2023a):

```
[INST] Below is a candidate answer to a question or instruction from an user. Write the most likely question to which the text below would be a great answer.
```

```
<response>
```

```
Answer in the style of an AI Assistant. [/INST]
```

**(2) Filtering** We prompt the fine-tuned forward model to score instruction-response pairs with  $T = 1.0, p = 0.9$ . The prompt for scoring could be found in Table 19 of previous work (Li et al., 2023a).

**(3) Rewriting** Given <response>, which is a cleaned text document from Dolma, and the corresponding <instruction> generated by our

backward model, we ask Llama-2-70B-chat to improve the response with  $T = 1.0, p = 0.9$  and the following prompt:

[INST] Given the draft response to the provided question below, rewrite the draft to improve it, so it is a high quality response to the given question.

Draft Response: <response>

Question: <instruction>

Given the above question, rewrite the draft response to be an improvement over the draft response. It should be as similar as possible, copying text where possible, while making the flow more clear, useful, relevant and providing a direct answer to the question. It should be written to be impeccably tailored to the user’s question as if written by an AI Assistant, without extraneous information, reflecting expert knowledge, and demonstrating a high-quality, engaging, and insightful answer. Try not to add new facts that are not already in the draft response. Return the rewritten response between [RES] and [/RES]. [/INST]

### A.3 Training hyperparameters

We fine-tune Llama-2 model (Touvron et al., 2023) with 7B and 70B parameters. By default, we use a cosine learning rate schedule with batch size 32, weight decay 0.1 and dropout 0.1. For the 7B scale, we use learning rate  $1e-5$ . With any dataset size smaller than or equal to 25.6K, we fine-tune for {600, 900, 1200} steps and report the highest win rate. For the 70B scale, we use learning rate  $5.5e-6$  and fine-tune on all 51.2K-size datasets for 1600 steps, and all 25.6K-size datasets for 1200 steps.

Following previous work (Li et al., 2023a), in each of our fine-tuning experiments, we combine both seed data (3.2K samples from Open Assistant) and the dataset of interest, tagging the former distribution with "Answer in the style of an AI Assistant." and the latter one with "Answer with knowledge from web search." to distinguish the two data sources.

Each 7B-scale fine-tuning run takes 4 hours with 8 A100 GPUs and 12.8K examples, while each

70B-scale run takes 16 hours with 64 A100 GPUs and 51.2K examples.

### A.4 Evaluation hyperparameters

Similar to Li et al. (2023a), we use nucleus sampling (Holtzman et al., 2019) with temperature  $T = 0.7, p = 0.9$  for generation. When evaluating on the AlpacaEval set (Li et al., 2023b), we append the questions with the prompt "Answer in the style of an AI Assistant." or "Answer in the style of an AI Assistant, with knowledge from web search if needed.", in accordance with the tags used during training, and pick whichever prompt that leads to higher win rate on average.

## B Data statistics

**Average length** In Table 6, we report the average length, measured in number of tokens, for instructions and responses from our datasets and other baselines described in Section 3.2.

Data source	Instruction length	Response length
Dolma + filtering	69	499
Dolma + rewriting	58	449
Dolma + filtering + rewriting	69	468
Dolma + filtering + distilling	69	567
ClueWeb	31	442
Open Orca	248	181
ShareGPT	264	318
Alpaca-GPT4	25	163
Self-instruct	38	37
Open Assistant	40	273

Table 6: **Average token length of instructions and responses from different instruction-tuning datasets.**

When it comes to instructions, we find that those generated by backtranslation tend to be longer than those obtained from other synthetic instruction generation methods (i.e. Alpaca (Taori et al., 2023) or Self-instruct (Wang et al., 2022a)). However, our backtranslation instructions are substantially shorter than manually crafted instructions (i.e. Open Orca (Mukherjee et al., 2023; Lian et al., 2023) or ShareGPT (Chiang et al., 2023)). We hypothesize that this property of our generated instructions is influenced by the length of instructions in the seed dataset (i.e. Open Assistant) used to train the backward model. Future work could explore using datasets with longer instructions for training the backward model, or enhance the complexity of synthetic instructions further with specifically

crafted prompts, such as via the method proposed in Evol-Instruct (Xu et al., 2023).

In terms of responses, those obtained from instruction back-and-forth translation are overall longer than those found in other existing datasets. We observe that rewriting reduces the response length, possibly due to the removal of irrelevant information in the initial web-crawled responses (468 tokens versus 499 tokens on average). On the other hand, given the same backtranslated instructions, distilling from an existing model yields significantly longer responses than the initial Dolma texts (567 tokens versus 468 tokens on average).

**Score distribution** In step (2) Filtering of our pipeline, we ask the fine-tuned forward model to score (backtranslated instruction, web response from Dolma) pairs. We use a set of regex expressions to extract the scores from the model’s responses. We find that the score is valid (i.e. being in the range of 1 to 5) 88% of the time, with 5-score examples making up 13.6% of the data pool.

## **C Examples of our instruction-tuning data**

Refer to Tables 7, 8 and 9.

Backtranslated instruction	write a press release for apple announcing the acquisition of shazam
Response (from Dolma)	Cupertino, California — Apple today announced it has completed its acquisition of Shazam, one of the world’s most popular and highly-rated music apps, used by hundreds of millions of people worldwide.
Rewritten response	<p>Apple Acquires Shazam: A New Chapter in Music Recognition Technology</p> <p>Cupertino, California — Apple is thrilled to announce the completion of its acquisition of Shazam, the world-renowned music app used by hundreds of millions of people globally. This strategic move marks a significant milestone in Apple’s mission to revolutionize the way people discover, enjoy, and interact with music.</p> <p>With Shazam, users can effortlessly identify songs, artists, and albums in a matter of seconds, making it an indispensable tool for music lovers everywhere. By integrating Shazam’s innovative technology into our ecosystem, we can further enhance the music experience for our customers, providing them with seamless access to the songs and artists they love.</p> <p>"We are delighted to welcome Shazam to the Apple family," said Tim Cook, CEO of Apple. "This acquisition is a testament to our commitment to delivering the best possible music experiences to our customers. We look forward to exploring the exciting possibilities that this partnership presents, and we are eager to see where this new chapter will take us."</p> <p>Shazam has been a game-changer in the music industry since its inception, using audio fingerprinting technology to quickly and accurately recognize songs. This cutting-edge tech has made it possible for users to identify music playing in the background, whether in a store, on the radio, or even in a movie. Shazam has also expanded its offerings to include features like lyrics, recommendations, and playlists, cementing its place as a leader in the music recognition space.</p> <p>The union between Apple and Shazam is a natural one. Both companies share a passion for delivering exceptional user experiences, and we are confident that this collaboration will bring even more joy and convenience to music fans everywhere.</p> <p>"We are incredibly excited to join forces with Apple, a company that shares our dedication to delivering the best possible user experience," said Rich Riley, CEO of Shazam. "We look forward to working together to create new and innovative ways for people to enjoy and engage with music."</p> <p>Apple and Shazam share a rich history, dating back to the early days of the App Store. Shazam was one of the first apps to be featured on the App Store, and it quickly became a fan favorite. Today, this partnership represents the next step in that journey, as we continue to push the boundaries of what is possible with music recognition technology.</p> <p>At Apple, we believe that music has the power to bring people together and enrich their lives. With the addition of Shazam to our family, we are one step closer to making that vision a reality. So, let the music play, and let’s see where this journey takes us next.</p>

---

### Apple Acquires Shazam, Bringing Music Recognition Technology In-House

Cupertino, California — December 17, 2022 — Apple today announced that it has acquired Shazam, a leading music recognition platform that has been a popular choice for music fans around the world. The acquisition brings Shazam's innovative audio fingerprinting technology and extensive music database into the Apple fold, further enhancing the company's capabilities in the music and audio space.

"We're thrilled to welcome Shazam to the Apple family," said Tim Cook, CEO of Apple. "Shazam's technology and talented team will play a key role in our efforts to continue delivering the best music experiences to our customers. We're looking forward to exploring the many ways that Shazam's audio fingerprinting tech can be integrated into our products and services, and we're excited to see what the future holds for this partnership."

Shazam's proprietary audio fingerprinting technology allows users to identify songs and artists playing around them simply by holding their device near the source of the sound. The platform has become a go-to destination for music discovery and identification, with over 1 billion downloads worldwide and counting.

"We're proud of the Shazam team for building such a powerful and beloved platform," said Oliver Schusser, Vice President of Apple Music. "We're excited to integrate Shazam's technology into our own products and services, and we're looking forward to working with the Shazam team to take music recognition and discovery to the next level."

The acquisition follows Apple's purchase of Beats Electronics in 2014, which brought the popular Beats headphones and streaming service into the Apple family. Like that deal, the Shazam acquisition underscores Apple's commitment to delivering the best possible music experiences to its customers.

Terms of the deal were not disclosed. Shazam will continue operating independently, with the same leadership and team that have driven its success to date.

#### About Apple

Apple revolutionized personal technology with the introduction of the Macintosh computer in 1984. Today, Apple leads the world in innovation with iPhone, iPad, Mac, Apple Watch, and Apple TV. Apple's four software platforms—iOS, macOS, watchOS, and tvOS—provide seamless experiences across all Apple devices and empower people with breakthrough services including the App Store, Apple Music, Apple Pay, and iCloud. Apple's 100,000 employees are dedicated to making the best products on earth, and to leaving the world better than they found it.

#### About Shazam

Shazam is a popular music recognition platform that has been a go-to destination for music fans around the world. With over 1 billion downloads worldwide, Shazam lets users identify songs and artists playing around them simply by holding their device near the source of the sound. Shazam's proprietary audio fingerprinting technology has made it a leader in music recognition and discovery, and its extensive music database has made it a valuable resource for music fans everywhere.

#### Contacts:

Apple Media Relations: [media.relations@apple.com](mailto:media.relations@apple.com)  
Shazam Press Office: [press@shazam.com](mailto:press@shazam.com)

---

Of course, this is just one possible version of a press release announcing Apple's acquisition of Shazam. The actual press release could be different, depending on the specifics of the deal and the messaging that Apple and Shazam want to convey.

---

Table 7: Example of a score-5 (backtranslated instruction, web-scraped response) pair

Backtranslated instruction	Why doesn't anybody ride the train in San Jose?
Response (from Dolma)	<p>Less than 1 percent of Santa Clara County residents ride VTA light rail, and taxpayers subsidize 85 percent of the operating costs.</p> <p>Light rail recently celebrated its 25th anniversary in Silicon Valley, but most people in the area were probably too busy driving to celebrate. Mike Rosenberg of the Mercury News reports that the system, run by the Valley Transportation Authority, is among the country's worst by just about every common metric of success.</p> <p>To wit: Less than 1 percent of Santa Clara County residents ride VTA light rail; the per-passenger round-trip operating cost is \$11.74 and taxpayers subsidize 85 percent of costs — third and second worst in the country, respectively. There are problems with measuring costs per passenger mile on light rail, but ouch.</p> <p>Light-rail agencies in Minneapolis, Houston, Newark, N.J., and Phoenix each run less service than VTA yet carry more passengers than the South Bay's network. Several cities that are much smaller than San Jose — from St. Louis to Salt Lake City to Portland, Ore. — also feature light-rail systems with more riders than VTA.</p> <p>Sacramento — which also opened its light-rail network in 1987, operates with approximately the same level of service and runs through a similarly sprawled-out region — carries nearly 40 percent more passengers per day than VTA.</p> <p>When I first encountered VTA light rail in San Jose (briefly) in 1990. I noted how slowly it moved thru the downtown area, intermingling amongst pedestrian traffic. I thought it then to be weird at best for a city to run light rail on a sidewalk where pedestrians normally are. Fast forward to today (after returning to New Jersey then moving back to California), even with system-wide expansion to Mountain View, South San Jose and East San Jose, and its still the same, sad slowness I remember.</p> <p>Silicon Valley must be getting used to bad transit news at this point. In November, Rosenberg reported that a VTA plan to extend a light rail line 1.6 miles to Los Gatos, home of Netflix, will cost \$175 million while drawing only about 200 new riders. Back in May, a local news station found a culture of fare evasion on VTA that gives the system a rate of 7.2 percent — highest in the region.</p> <p>In April, construction began on an extension of BART from the Bay Area to Santa Clara, ending at the Berryessa station, where it will meet the VTA light rail system. Among that project's shortcomings are the fact that the stop falls short of downtown San Jose, and that Berryessa seems poorly suited to transit-oriented development. An extension to San Jose is still in the plans, though BART service to the city would duplicate the Caltrain commuter rail that already goes there.</p> <p>Not that anyone in Silicon Valley uses Caltrain anyway. In October, Stamen Designs released a map of private bus lines that serve the campuses of Google, Apple, Facebook, and the like for employees living in downtown San Francisco. These buses are seen as a better option than Caltrain, which runs infrequently and requires a number of transfers from the city to reach Silicon Valley...</p>
Rewritten response	<p>San Jose's VTA light rail system has struggled with low ridership, high costs, and poor performance, raising the question of why nobody rides the train in San Jose. According to Mike Rosenberg of the Mercury News, the system has some of the worst metrics in the country, with fewer than 1% of Santa Clara County residents using the train and taxpayers subsidizing 85% of the operating costs.</p> <p>One reason for the low ridership may be the limited coverage area, as the system primarily serves the downtown area and nearby neighborhoods. Additionally, the trains move slowly through the downtown area, which may not appeal to commuters looking for a quick and efficient ride.</p> <p>Moreover, Silicon Valley's tech industry leaders seem to prioritize corporate campuses over accessible public transportation. Private bus lines for employees living in downtown San Francisco are viewed as a better alternative to Caltrain, which runs infrequently and requires multiple transfers to reach Silicon Valley.</p> <p>Despite efforts to expand the VTA light rail system, including a planned extension to Los Gatos that will cost \$175 million and draw only 200 new riders, the system still falls short of meeting the region's transportation needs. The Berryessa station, where the VTA light rail system will meet the BART, is not located in downtown San Jose, and the extension to San Jose is still in the plans but will duplicate the Caltrain commuter rail that already exists.</p> <p>In conclusion, the low ridership of the VTA light rail system in San Jose can be attributed to a combination of factors, including limited coverage, slow travel times, and a lack of investment in accessible public transportation by the tech industry. Addressing these issues could potentially improve the system's performance and encourage more people to use the train.</p>



Distilled response	<p>There could be several reasons why people may not ride the train in San Jose, California. Here are a few possible reasons:</p> <ol style="list-style-type: none"> <li>1. Limited public transportation options: San Jose is a sprawling city with a car-centric culture, and public transportation options may be limited, especially outside of downtown areas. This can make it difficult for people to access the train or other forms of public transportation, especially if they live in suburban or rural areas.</li> <li>2. Lack of convenient routes: The train routes in San Jose may not be convenient for many residents, especially if they live in areas that are not serviced by the train. This can make it difficult for people to use the train for their daily commutes or other trips.</li> <li>3. Limited frequency of service: The frequency of train service in San Jose may be limited, with few trains running during off-peak hours or on weekends. This can make it difficult for people to use the train for spontaneous trips or for traveling outside of peak commute times.</li> <li>4. Competition from other modes of transportation: San Jose is located in the heart of Silicon Valley, and many people may prefer to use their own cars or ride-hailing services like Uber or Lyft to get around. This can make it difficult for the train to compete for passengers, especially in areas with heavy traffic or limited public transportation options.</li> <li>5. Lack of awareness or promotion: The train service in San Jose may not be well-promoted or well-known, especially among visitors or new residents. This can make it difficult for people to learn about the train and its routes, schedules, and fares.</li> <li>6. Affordability: The cost of taking the train in San Jose may be prohibitively expensive for some people, especially for those who are used to cheaper transportation options like driving or ride-hailing services. This can make it difficult for the train to attract a diverse range of passengers.</li> <li>7. Safety concerns: Some people may be hesitant to ride the train in San Jose due to safety concerns, such as concerns about crime or safety on the trains or in the surrounding areas.</li> <li>8. Lack of amenities: The train service in San Jose may not offer the same level of amenities as other modes of transportation, such as comfortable seating, Wi-Fi, or food and beverage options.</li> </ol>
--------------------	---

Table 8: Example of a score-3 (backtranslated instruction, web-scraped response) pair

Backtranslated instruction	When was the Chicago Symphony Orchestra's first tour of Russia and Eastern Europe, and were any recordings made during that tour?
Response (from Dolma)	<p>You are currently browsing the tag archive for the 'András Schiff' tag.</p> <p>Congratulations to Bernard Haitink—the Chicago Symphony Orchestra's principal conductor from 2006 until 2010 and a frequent guest conductor—the recipient of this year's Gramophone magazine award for lifetime achievement!</p> <p>Congratulations, Maestro Haitink!</p> <p>Haitink returns to Chicago in April 2016, leading the Orchestra in Mozart's Piano Concerto no. 22 with Till Fellner and Strauss's An Alpine Symphony.</p> <p>Sir Georg Solti led the Chicago Symphony Orchestra's first trip to the Soviet Union and Hungary in November 1990, also including a single stop in Vienna.</p> <p>Two recordings were made during the tour, both for London Records. The performance of Bruckner's Eighth Symphony was recorded live in Leningrad on November 22 (London's first recording venture in the Soviet Union); Michael Haas was the producer, James Lock and Colin Moorfoot were the engineers, and Sally Drew was the tape editor. Mahler's Fifth Symphony was recorded live in Vienna on November 30, Michael Haas was the producer, Stan Goodall was the engineer, and Matthew Hutchinson was the tape editor.</p>
Rewritten response	<p>The Chicago Symphony Orchestra's first tour of Russia and Eastern Europe took place in November 1990, led by Sir Georg Solti. During this tour, the orchestra made two recordings for London Records. The first recording was of Bruckner's Eighth Symphony, which was recorded live in Leningrad on November 22, with Michael Haas as producer, James Lock and Colin Moorfoot as engineers, and Sally Drew as tape editor. The second recording was of Mahler's Fifth Symphony, recorded live in Vienna on November 30, with Michael Haas as producer, Stan Goodall as engineer, and Matthew Hutchinson as tape editor.</p> <p>Congratulations are in order for Bernard Haitink, who will be returning to Chicago in April 2016 to lead the orchestra in Mozart's Piano Concerto No. 22 with Till Fellner and Strauss's An Alpine Symphony. Haitink, who served as the principal conductor of the Chicago Symphony Orchestra from 2006 to 2010, is this year's recipient of Gramophone magazine's lifetime achievement award.</p>
Distilled response	<p>The Chicago Symphony Orchestra's first tour of Russia and Eastern Europe took place in 1971. The orchestra, led by music director Georg Solti, performed in several cities, including Moscow, Leningrad (now St. Petersburg), Warsaw, and Prague.</p> <p>During the tour, the orchestra made several recordings, including a live recording of Tchaikovsky's Symphony No. 6, which was recorded at the Great Hall of the Moscow Conservatory. This recording was later released on the RCA Red Seal label and won a Grammy Award for Best Classical Performance - Orchestra.</p> <p>Additionally, the orchestra recorded a live performance of Shostakovich's Symphony No. 5 in Leningrad, which was also released on RCA Red Seal.</p> <p>These recordings were significant not only for their artistic quality but also for their historical significance, as they represented one of the first times a Western orchestra had toured the Soviet Union and Eastern Europe since the end of World War II. The tour and recordings helped to establish the Chicago Symphony Orchestra as one of the leading ensembles in the world and paved the way for future cultural exchanges between the United States and Eastern Europe.</p>

Table 9: Example of a score-1 (backtranslated instruction, web-scraped response) pair

## D Rewriting ablations

Besides Llama-2-70B-chat, we also experiment with rewriting web-crawled responses with: (i) a smaller scale model, Llama-2-7B-chat, (ii) a less aligned model, Llama-2 base fine-tuned on Open Assistant seed data (i.e. the forward model used in our filtering step). Ablation results are shown in Figure 4.

In our small-scale experiments fine-tuning a Llama-2-7B model with 3.2K and 6.4K (instruction, rewritten response) pairs, we find that the AlpacaEval win rate is lower when using data rewritten by Llama-2-7B-chat and OA-finetuned Llama-2. This suggests that effectively structuring and enriching the initial raw text response may require a sufficiently aligned model that also contains significant knowledge itself.

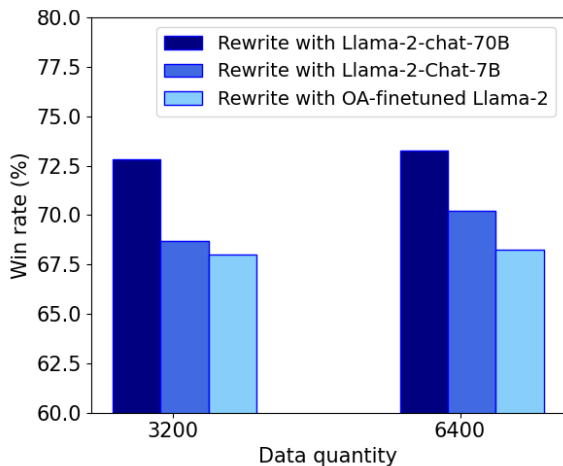


Figure 4: **Performance of fine-tuning on responses rewritten by different models.** We find that using a smaller model (i.e. Llama-2-chat-7B) or a less aligned model (i.e. Llama-2 fine-tuned on Open Assistant) for rewriting yields lower response quality, as reflected in the win rate of a Llama-2-7B model fine-tuned on the resulting response data.

## E AlpacaEval 2.0 results

AlpacaEval 2.0 (Dubois et al., 2024) upgrades the baseline model from text-davinci-003 to GPT-4 Turbo, and uses GPT-4 Turbo as the evaluator by default. The evaluation also debiases the raw win rate via a fitted logistic regression model, in order to control for the length of the outputs.

As noted by the Alpaca team, length-controlled (LC) win rates alleviate length biases of GPT-4, but may favor models fine-tuned on its outputs. Our baselines of choice (described in Section 3.2) mostly distill outputs from GPT4 (in the case of Alpaca-GPT4 and Open Orca) and GPT-related

models (ChatGPT for ShareGPT and Evol-Instruct, GPT-3 for Self-instruct).

We do not emphasize AlpacaEval 2.0 results in the main text, given that the win rates against GPT-4 Turbo obtained from our baselines are close together within a limited range, leading to their performance gaps being not sufficiently significant.

With the current results in Table 10, we find that similar to the observations in Table 2: (i) rewriting is more effective at improving data quality than filtering (looking at the first two rows), and (ii) using an aligned LLM for response rewriting yields better win rate than using the same model for distillation (looking at the bottom two rows). However, with this evaluation, rewriting all candidate instruction-response pairs without filtering (*Dolma + rewriting*) yields the best performance, when all baselines are fine-tuned with same data quantity (51.2K).

## F Other NLP evaluations

We also evaluate the models described in Section 4 on some common NLP benchmarks:

- HellaSwag (Zellers et al., 2019): consists of 70K multiple-choice questions designed to test grounded commonsense inference. Each question comes from either activitynet or wikihow, along with four answer choices about what might happen next in the scene. The correct answer is the actual sentence for the next event, while the other three are adversarially generated and human verified.
- ARC (Clark et al., 2018): aims to test advanced question-answering capabilities with 7787 grade-school level, multiple-choice science questions. The dataset consists of Challenge and Easy Sets, with the former containing only questions answered incorrectly by both a retrieval-based algorithm and a word co-occurrence algorithm.
- PIQA (Bisk et al., 2020): another multiple-choice dataset, created to test an NLP model’s understanding of the physics model of the world. Questions are inspired by how-to instructions and the model is supposed to pick the correct answer out of two choices.
- MMLU (Hendrycks et al., 2020): covers 57 subjects across STEM, the humanities, the social sciences, etc. The question difficulty ranges from an elementary level to an advanced professional level, testing for both world knowledge and problem solving ability. Questions are presented in a

Data source	Data size	GPT-4-Turbo Win rate - LC (%)	GPT-4-Turbo Win rate (%)	Claude-3-Opus Win rate - LC (%)	Claude-3-Opus Win rate (%)
Dolma + filtering	51.2K	16.71	11.90	17.66	9.63
Dolma + rewriting	51.2K	17.44	12.66	<b>21.54</b>	<b>15.34</b>
Dolma + filtering + rewriting	51.2K	16.68	12.07	19.09	12.86
ClueWeb + filtering	41.8K	15.93	11.89	18.39	10.26
Open Orca	51.2K	16.96	11.82	16.35	9.63
ShareGPT	51.2K	<b>18.42</b>	11.62	19.14	9.81
Evol-Instruct	51.2K	15.65	9.51	17.89	8.94
Alpaca-GPT4	51.2K	17.19	11.48	17.04	8.63
Self-instruct	51.2K	12.20	7.09	13.24	6.58
Dolma + filtering + rewriting	25.6K	17.90	<b>13.05</b>	17.55	11.86
Dolma + filtering + distilling	25.6K	17.80	11.95	17.50	10.50

Table 10: Win rates against GPT-4-Turbo of Llama-2-70B models fine-tuned on different instruction datasets, as evaluated with AlpacaEval 2.0 framework using GPT-4 Turbo and Claude-3 Opus as evaluators.

Data source	Data size	HellaSwag	ARC	PIQA	MMLU
7B scale					
Dolma + filtering	12.8K	<b>60.6</b>	59.1	<b>76.1</b>	35.6
Dolma + rewriting	12.8K	56.4	56.8	74.6	33.8
Dolma + filtering + rewriting	12.8K	56.8	56.7	74.5	36.6
ClueWeb + filtering	12.8K	60.3	57.5	75.7	35.1
Open Orca	12.8K	57.3	59.1	76.0	<b>45.7</b>
ShareGPT	12.8K	56.3	<b>59.2</b>	75.1	40.4
Evol-Instruct	12.8K	54.2	56.1	75.3	35.9
Alpaca-GPT4	12.8K	57.3	57.7	74.7	35.0
Self-instruct	12.8K	56.7	55.7	74.9	35.2
70B scale					
Dolma + filtering	51.2K	<b>68.1</b>	69.4	81.8	62.8
Dolma + rewriting	51.2K	66.4	69.3	81.2	61.9
Dolma + filtering + rewriting	51.2K	66.8	69.1	81.4	61.4
ClueWeb + filtering	41.8K	68.8	68.4	81.6	<b>63.3</b>
Open Orca	51.2K	65.8	66.6	78.6	61.8
ShareGPT	51.2K	65.7	68.4	79.7	60.0
Evol-Instruct	51.2K	66.8	68.5	80.4	60.9
Dolma + filtering + rewriting	25.6K	66.8	69.7	<b>82.2</b>	62.7
Dolma + filtering + distilling	25.6K	65.7	<b>70.9</b>	82.0	60.8

Table 11: Performance of our fine-tuned models on different NLP tasks.

multiple-choice format.

We report the results on these tasks in Table 1.