

SchrödingerNet: A Universal Neural Network Solver for The Schrödinger Equation

Yaolong Zhang^{1*}, Bin Jiang^{2*}, and Hua Guo^{1*}

¹Department of Chemistry and Chemical Biology, Center for Computational Chemistry,
University of New Mexico, Albuquerque, New Mexico 87131, USA

²Key Laboratory of Precision and Intelligent Chemistry, Department of Chemical
Physics, University of Science and Technology of China, Hefei, Anhui 230026, China

*: corresponding authors, email: ylzhangch@unm.edu, bjiangch@ustc.edu.cn, hguo@unm.edu

Abstract

Recent advances in machine learning have facilitated numerically accurate solution of the electronic Schrödinger equation (SE) by integrating various neural network (NN)-based wavefunction ansatzes with variational Monte Carlo methods. Nevertheless, such NN-based methods are all based on the Born-Oppenheimer approximation (BOA) and require computationally expensive training for each nuclear configuration. In this work, we propose a novel NN architecture, SchrödingerNet, to solve the full electronic-nuclear SE by defining a loss function designed to equalize local energies across the system. This approach is based on a rotationally equivariant total wavefunction ansatz that includes both nuclear and electronic coordinates. This strategy not only allows for the efficient and accurate generation of a continuous potential energy surface at any geometry within the well-sampled nuclear configuration space, but also incorporates non-BOA corrections through a single training process. Comparison with benchmarks of atomic and molecular systems demonstrates its accuracy and efficiency.

The Schrödinger equation (SE) is a cornerstone of quantum mechanics. Solution of the stationary SE yields energies and the corresponding wavefunctions, which in principle provide a complete characterization of the system. However, finding an accurate solution to the SE for a many-body system can be extremely challenging. For molecules, it is generally assumed that nuclei degrees of freedom (DOFs) are decoupled from the electronic ones as the former move much slower than the latter, given their mass differences. Within this so-called adiabatic or Born-Oppenheimer approximation (BOA)¹, the electronic SE, the so-called electronic structure problem, is solved at fixed nuclear configurations. The nuclear SE is subsequently solved on the adiabatic potential energy surface (PES) formed by the eigenenergy of the electronic Hamiltonian at different nuclear configurations. Separating the electronic and nuclear motion significantly reduces the complexity of the full SE, leading to the remarkable success of quantum chemistry in past decades². However, the BOA is known to introduce significant errors, particularly near electronic degeneracies³.

Conventional high-level electronic structure approaches, such as the configuration interaction (CI)⁴ and coupled-cluster (CC) methods⁵, typically use basis functions to reduce the differential equation, namely the electronic SE, to a set of nonlinear eigen-equations. However, they suffer from steep scaling laws and thus are restricted to small molecules. In addition, the appropriateness of a particular treatment might be geometry dependent, due to changes of the dominant electronic configuration. For example, the single reference CC method is known to fail spectacularly when a chemical bond is broken⁵. On the other hand, computationally less expensive alternatives, such as the

density functional theory (DFT)⁶, are amenable to larger molecules and extended systems, but at the expense of reduced accuracy and lack of the exact exchange-correlation functional.

With the advent of machine learning (ML) algorithms, there is a strong desire to develop alternative approaches for solving differential equations, such as the SE, with better scaling laws and convergence behavior. Indeed, combining a neural network (NN) based wavefunction ansatz with the variational Monte Carlo (VMC) framework⁷, several ML methods have been proposed for solving the electronic⁸⁻²⁷ as well as the nuclear SEs²⁸⁻³². The common strategy is to take advantage of the variational principle to minimize the expectation value of the Hamiltonian within the MC framework. These methods have shown promise in yielding more accurate results than the traditional “gold-standard” CCSD(T) (CC with singles, doubles, and perturbative triples) on various systems with better numerical scaling than conventional high-level ab initio methods⁹⁻¹¹. However, most of these NN-based electronic SE solvers ignore the non-BOA correction and require repeated training for each nuclear geometry, resulting in high computational costs for generating multiple configurations in constructing a global PES. Schemes to mitigate this problem have been suggested. For example, a weight-sharing scheme was proposed to reduce the time for each training, akin to using a good trial wavefunction, but separate trainings are still required for different geometries¹⁵. Gao and Günnemann suggested another solution by parameterizing the orbital functions in the electronic wavefunction ansatz with another NN model that is dependent on nuclear coordinates, which allows them to use a single training to obtain energies for

multiple selected nuclear geometries^{16,17}.

In this work, we propose a novel NN-based approach that directly solves the full SE, without invoking BOA. For the first time, the total wavefunction in both nuclear and electronic coordinates is expressed in terms of NNs and the full Hamiltonian is considered in a loss function that equalizes the local energy (defined below) throughout the coordinate space. The rotational equivariance and translational invariance, as well as permutational symmetry/anti-symmetry with respect to nuclear and electronic coordinates are introduced in the wavefunction ansatz. The physics-informed symmetry treatment can reduce the required sampling space and facilitate accurate and fast training. A significant advantage of this approach is to accurately determine the total energy for the system through a single training, which not only efficiently yields a continuous PES at any geometry in the well-sampled configuration space, but also includes non-BOA corrections that are difficult to be obtained by using conventional electronic structure methods and previous NN-based methods.

Methods

NN Framework

As described above, several key parameters of the nuclear and electronic wavefunctions are represented by a modified version of the recursively embedded atom neural network (REANN) framework^{36,37} originally introduced by us for learning interatomic potentials that depend on nuclear coordinates only. To make REANN

compatible to both electrons and nuclei, two major improvements have been made. First, we introduce an embedding NN that maps both atomic numbers of nuclei and spin quantum numbers of electrons to an array of parameters that are used subsequently,

$$\{\mathbf{a}, \mathbf{c}, \dots\} = f \left(\frac{\xi Z_i Z_j}{Z_i + Z_j} \right), \quad (1)$$

where f is an embedding NN, Z_i/Z_j is either the atomic number for a nucleus or a fractional number (0.5) for an electron, ξ is 1.0 when i and j represent two electrons of the same spin and -1.0 for two electrons of opposite spins. This design ensures an equivalent interaction between a spin-up or spin-down electron and a nucleus, while distinguishing the interactions between two electrons with the same spin and with different spins. This feature guarantees the correct permutational anti-symmetry and symmetry of different electronic and nuclear configurations, as discussed below.

Second, both nuclear and electronic coordinates are converted into embedded atom density (EAD)-like³⁸ structural features for describing the nucleus-centered and electron-centered environments. Specifically, for the i th nuclear or electronic center, we start from a series of spherical Gaussian-type orbitals (GTOs)³⁹,

$$\chi_{lmn}(\vec{\mathbf{r}}_{ij}) = Y_{lm}(\vec{\mathbf{r}}_{ij}) \exp \left[-\beta_n (d_{ij} - d_n)^2 \right], \quad (2)$$

where $Y_{lm}(\vec{\mathbf{r}}_{ij})$ are real spherical harmonics of a vector pointing from the j th neighboring particle, which can be either an electron or nucleus, to the i th center, d_{ij} is the corresponding distance between them, β_n and d_n are learnable parameters as the

output of the embedding NN ($n=1, 2, \dots, N_\chi$). We want to stress that these GTOs are not real orbitals in quantum chemistry but used as primitive basis functions, as referred to our previous work^{37,38,40}. A linear combination of these GTOs over all neighboring particles results in an equivariant feature,

$$\phi_{i,lmn}^{t+1} = \sum_{j \neq i}^N c_j^t \chi_{lmn}(\vec{\mathbf{r}}_{ij}) + \phi_{j,lmn}^t, \quad (3)$$

whose square yields an invariant EAD-like feature,

$$\rho_{i,k}^{t+1} = \sum_{l=0}^L \sum_{m=-l}^l \left[\sum_{n=1}^{N_\chi} \omega_{n,k}^{t+1} \phi_{j,lmn}^{t+1} \right]^2, \quad (4)$$

where a contraction of different shapes of primitive GTOs is used to elevate the expressiveness and $\omega_{n,k}^{t+1}$ is the k th contraction weight corresponding to the k th feature^{36,41}. Note that Eq. (15) is a message passing form, where the scalar coefficient c_j^t and the equivariant feature $\phi_{j,lmn}^t$ are updated iteratively. The initial c_j^0 is the output of the embedding NN and the initial $\phi_{j,lmn}^0$ is void. Any subsequent c_j^{t+1} is the output of a particle-wise NN which takes the EAD-like feature vector in the last iteration $\{\boldsymbol{\rho}_i^t\}$ as the input. Two different contraction coefficients are used to calculate two density vectors using Eq. (4), which are fed into the NN module to obtain $\Lambda_{ij}^k(\mathbf{r}_j; \mathbf{r}, \mathbf{R})$ and the coefficients used in the nuclear wavefunction $\psi_n(\mathbf{r}, \mathbf{R})$, respectively, as we mentioned above. Note that no cutoff function is presently used so that all nuclei and electrons are included in the nucleus-centered or electron-centered environment. The SchrödingerNet architecture is illustrated in Fig. 1.

Results

A. Wavefunction Ansatz

Without loss of generality, the full Hamiltonian of a system with N_n nuclei and N_e electrons can be expressed in atomic units as,

$$\hat{H} = -\sum_I \frac{1}{2m_I} \nabla_{\mathbf{R}_I}^2 - \frac{1}{2} \sum_i \nabla_{\mathbf{r}_i}^2 + \sum_{i>j} \frac{1}{|\mathbf{r}_i - \mathbf{r}_j|} - \sum_i \sum_I \frac{Z_I}{|\mathbf{r}_i - \mathbf{R}_I|} + \sum_{I>J} \frac{Z_I Z_J}{|\mathbf{R}_I - \mathbf{R}_J|}. \quad (5)$$

Here, \mathbf{r}_i and \mathbf{R}_I are Cartesian coordinates of the i th electron and I th nucleus, m_I and Z_I are masses and charges of the nucleus. The eigenenergy of the system (E) is associated with its eigenfunction by the time-independent SE,

$$\hat{H}\psi(\mathbf{r}, \mathbf{R}) = E\psi(\mathbf{r}, \mathbf{R}), \quad (6)$$

where the total wavefunction $\psi(\mathbf{r}, \mathbf{R})$ is dependent on both electronic and nuclear positions. Within BOA, the total wavefunction is expanded in terms of electronic and nuclear wavefunctions, with the former being a function of electronic and (parametrically) nuclear coordinates, while the latter depending solely on nuclear coordinates. Instead, we propose here an ansatz for the total wavefunction as a simple product of an electronic wavefunction $\psi_e(\mathbf{r}, \mathbf{R})$ and a nuclear wavefunction $\psi_n(\mathbf{r}, \mathbf{R})$,

$$\psi(\mathbf{r}, \mathbf{R}) = \psi_e(\mathbf{r}, \mathbf{R})\psi_n(\mathbf{r}, \mathbf{R}), \quad (7)$$

where $\psi_n(\mathbf{r}, \mathbf{R})$ is also dependent on both electronic and nuclear coordinates. Specifically, $\psi_n(\mathbf{r}, \mathbf{R})$ is designed to decay smoothly to zero as a pair of atoms are far apart or very close to each other,

$$\psi_n(\mathbf{r}, \mathbf{R}) = \sum_{I=1}^{N_n} \sum_{m=1}^{N_b} c_{I,m} \sum_{l=J}^{N_n} \exp \left[\frac{(\alpha_m)^2}{d_{IJ}} - (\eta_m)^2 d_{IJ} \right], \quad (8)$$

where d_{IJ} is the inter-nuclear distance. This function is learnable by combining N_b basis functions, for which each combination coefficient $c_{I,m}$ is an output of the I th nucleus-centered NN depending on other electronic and nuclei positions. α_m and η_m are the output of an element-embedding NN dependent on the atomic numbers.

To satisfy the Pauli principle for the fermionic electrons, $\psi_e(\mathbf{r}, \mathbf{R})$ is expressed by a combination of Slater determinants that enforce the anti-symmetry with respect to the permutation of electrons,¹⁰

$$\psi_e(\mathbf{r}, \mathbf{R}) = \sum_{n=1}^{N_{\text{det}}} \det \left[\phi_i^n(\mathbf{r}_j^\uparrow; \mathbf{r}, \mathbf{R}) \right] \det \left[\phi_i^n(\mathbf{r}_j^\downarrow; \mathbf{r}, \mathbf{R}) \right]. \quad (9)$$

where \uparrow and \downarrow denote the α and β spins of the electrons, respectively, with \mathbf{r}_j^\uparrow and \mathbf{r}_j^\downarrow as the corresponding electronic coordinates. $\phi_i(\mathbf{r}_j; \mathbf{r}, \mathbf{R})$ represent the i th orbital.

Each orbital function in the Slater determinant consists of three parts,

$$\phi_i(\mathbf{r}_j; \mathbf{r}, \mathbf{R}) = \Lambda_{ij}(\mathbf{r}_j; \mathbf{r}, \mathbf{R}) \Omega(\mathbf{r}_j; \mathbf{R}) \Theta(\mathbf{r}, \mathbf{R}). \quad (10)$$

To introduce the correct rotational equivariance, the first part $\Lambda_{ij}(\mathbf{r}_j; \mathbf{r}, \mathbf{R})$ is represented by the linear combination of multiple orbital functions,

$$\Lambda_{ij}(\mathbf{r}_j; \mathbf{r}, \mathbf{R}) = \sum_k c_k \Lambda_{ij}^k(\mathbf{r}_j; \mathbf{r}, \mathbf{R}). \quad (11)$$

Here, $\Lambda_{ij}^k(\mathbf{r}_j; \mathbf{r}, \mathbf{R})$ are the outputs of j th electron-centered NN and c_k is the real spherical harmonics,

$$c_k = Y_{lm} \left(\sum_{i \neq j}^{N_e} \mathbf{r}_{ij} + \sum_{J=1}^{N_n} \mathbf{r}_{iJ} \right), \quad (12)$$

with \mathbf{r}_{ij} and \mathbf{r}_{iJ} representing the position vector of the i th electron relative to the j th electron and J th nucleus, respectively. The maximum value of l is denoted as L_p , a hyperparameter that determines the type of orbital introduced, corresponding to atomic orbitals such as s , p , and d , etc. The linear combinations in Eq. (8) behave similarly to hybridized orbitals with an optimizable hybridization ratio $\Lambda_{ij}^k(\mathbf{r}_j; \mathbf{r}, \mathbf{R})$. This is important to capture the phase of the wavefunction during the NN training. Unlike traditional quantum chemistry calculations, this approach offers exceptional flexibility, allowing the hybridization ratios $\Lambda_{ij}^k(\mathbf{r}_j; \mathbf{r}, \mathbf{R})$ to vary for different electrons even within the same orbital. Furthermore, as $\Lambda_{ij}^k(\mathbf{r}_j; \mathbf{r}, \mathbf{R})$ depends on all other electronic and nuclear positions, this function encompasses all electron correlations. The second part is a sum of exponential functions of the electron-nuclear distance, ensuring that the wavefunction smoothly decays to zero when this electron j is far from all nuclei^{10,11},

$$\Omega(\mathbf{r}_j; \mathbf{R}) = \sum_l^{N_n} \exp(-|\alpha_{jl} d_{jl}|). \quad (13)$$

Here, d_{jl} is the distance between the j th electron and l th nucleus, α_{jl} is an output of the element-embedding NN. The third part introduces the cusp condition^{7,8,33}, which forces the trial wavefunction to have the correct singular behavior when any two particles are close to each other,

$$\Theta(\mathbf{r}, \mathbf{R}) = \sum_{i>j}^{N_e} \exp(cd_{ij} / (1 + r_{ij})) + \sum_I^{N_n} \sum_i^{N_e} \exp(-Z_I d_{iI} / (1 + d_{iI})). \quad (14)$$

Here, c is 0.5 or 0.25 for a pair of electrons with the same or different spins⁷.

Most existing NN approaches for solving SEs based on various wavefunction ansatzes have resorted to the VMC formulation²⁸⁻³¹. However, the VMC approach necessitates an integration over the coordinate space, namely the expectation value of the Hamiltonian, which is numerically demanding. Although the quadrature can be replaced by MC sampling, a very large number of sampled points might still be needed to reach the accuracy of the variation. Moreover, this method tends to underrepresent the configuration space with low probabilities, as these regions contribute marginally to the overall integral. It is particularly problematic for the overall nuclear-electronic distribution, where nuclear configurations far from equilibrium can lead to very poor performance (unstable energy prediction) in those regions⁷.

Instead, we choose to enforce the equalization of the local energy everywhere throughout the electronic and nuclear configuration space by using the following loss function,

$$\mathcal{L} = \sum_i (E_L(\mathbf{r}_i, \mathbf{R}_i) - E)^2, \quad (15)$$

where i denotes the points chosen for the optimization and the local energy is defined by¹⁰,

$$E_L(\mathbf{r}, \mathbf{R}) = \frac{\hat{H}\psi(\mathbf{r}, \mathbf{R})}{\psi(\mathbf{r}, \mathbf{R})}. \quad (16)$$

This local energy-based loss function guides NNs to find an optimal eigenfunction that satisfies the SE and assigns an identical local energy for every single configuration, without the need for integration. In the Cartesian coordinate system, the action of the potential energy operator is realized by simple multiplication, while the kinetic energy operator (the Laplacian) can be evaluated by the autograd mechanism embedded in PyTorch³⁴. In principle, an exact wavefunction of the system would make the defined loss function in Eq. 错误!未找到引用源。 vanish in any configuration. In practice, however, \mathcal{L} is minimized at a finite number of representative configurations. Since this approach is not variational, we can freely choose a suitable sampling strategy. In addition, it allows us to employ mini-batch optimization, which can make use of parallel computation with multiple modern graph processor units (GPUs) and a massive dataset. Moreover, minimizing this loss function does not require the sampled data to be subject to a specific distribution ($\sim |\psi(\mathbf{r}, \mathbf{R})|^2$), as long as they adequately cover the desired configurational space.

Numerically, the sampling of the configuration space plays a critical role. Our sampling starts with a set of nuclear configurations in a physically relevant region and some randomly sampled electronic configurations following a Gaussian distribution around each nuclear configuration. An initial wavefunction is randomly chosen and a few MC steps are then run based on the wavefunction. Gradient descent optimization of the wavefunction is performed until \mathcal{L} is smaller than 90% of the training error of

the previous epoch. Subsequently, another few MC steps are executed to identify and add additional configurations, which are selected from those with errors between 2 and 6 times that of the previous step, to the training dataset. The wavefunction is updated on the new dataset and the next cycle of MC sampling is repeated until the converged result is obtained.

It should be noted that similar concepts have been proposed for solving the electronic or nuclear SE based on the eigenfunction definition^{22,35}, but these approaches typically employ a loss function that explicitly depends on the wavefunction, e.g., $\mathcal{L} = \sum_i (H\psi - E\psi)^2 + \mathcal{L}_{reg}$. Such methodology has two significant disadvantages. First, this loss function includes a trivial and invalid solution where the wavefunction is zero everywhere. Second, this loss function tends to underestimate the significance of regions where the wavefunction has small absolute values. In contrast, our loss function is solely based on the local energy, which does not explicitly depend on the wavefunction and describes regions with small wavefunction values with equal precision. This is found to be extremely important for solving the full nuclear-electronic SE.

B. Numeric consideration

The most demanding numerical task is the calculations of the Slater determinants. The straightforward approach employs LU decomposition to expedite this calculation, which scales as $O(N_e^3)$. Consequently, the overall computational scaling of SchrödingerNet is approximately $O((N_e + N_n) N_e^3)$. This scaling results from the product

of the Slater determinant ($O(N_e^3)$) and the Laplace operator ($O(N_e+N_n)$) calculations. This is similar to the scaling in solving electronic SEs¹⁰, because the electronic DOFs are much larger than the nuclear DOFs in many systems.

Most NN solvers for the electronic SE require N_s repeated training runs to obtain the electronic energy for N_s nuclear configurations used for construction of a PES. In contrast, SchrödingerNet can compute the electronic energies for all nuclear configurations within the sampled space in a single run, albeit with an increased sampling space. However, this increase should be modest, as the nuclear DOFs are typically far fewer than the electronic DOFs, especially considering that our designed loss function only requires sampling of the configurational space without integration.

Additionally, the computational cost associated with the Laplace operator can be further reduced using forward Laplacian algorithm²⁵. Moreover, the calculation of Slater determinants can be significantly accelerated by introducing local approximation and exploiting matrix sparsity, potentially approaching linear scaling⁴². These acceleration schemes are to be implemented in future versions.

C. Numerical Results

To validate the proposed method, we use SchrödingerNet to solve the SE of a two-electron atom (He), a three-electron atom (Li), and the H_2^+ and H_2 molecules. The network structures and training parameters for these systems are detailed in Table I. As mentioned before, a proper symmetry treatment can reduce the search space and allows us to use smaller NNs to obtain similar performance. As shown in Table I, the size of

parameters in our model is less than 400,000, which is significantly fewer than those in FermiNet¹⁰ (around 2,000,000 to 3,000,000), where the rotational equivariant symmetry was not considered. Since we focus on the ground state in this work, we adopt the lowest spin configuration in accordance with the Pauli principle. Specifically, for the H₂ molecule and He atom, the numbers of spin-up and spin-down electrons are both 1. In the case of Li atom, there are 2 spin-up electrons and 1 spin-down electron.

For the atomic systems, the converged electronic energies are -2.903724 and -7.478003 a.u. for He and Li, respectively. These values are in excellent agreement with the benchmark values of -2.903724 a.u.⁴³ for He and -7.478067 a.u.⁴⁴ for Li.

The atomic systems do not involve nuclear DOFs. To validate the advantage of our method in solving nuclear-electronic SE, we use the H₂⁺ and H₂ molecules as examples. Unlike previous NN-based methods⁸⁻²⁷, which all relied on BOA to solve the electronic SE, SchrödingerNet includes both nuclear and electronic DOFs in the solution. The calculated ground state energy (obtained by the total Hamiltonian acting on total wavefunction) of the H₂ molecule is -1.164034 a.u., with a variance of less than 5.3×10^{-6} a.u., which agrees very well with results of a benchmark variation-perturbation method⁴⁵ (-1.164025 a.u.). This approach also enables us to derive the entire adiabatic PES by acting the electronic Hamiltonian \hat{H}_e (excluding the nuclear kinetic energy operator from the total Hamiltonian) to the obtained total wavefunction with its nuclear configuration fixed

$$E(\mathbf{R}) = \frac{\sum_{i=1}^N \hat{H}_e \psi(\mathbf{r}_i, \mathbf{R})}{N}. \quad (17)$$

In other words, the electronic energy at each nuclear geometry, $E(\mathbf{R})$, is the average of the local energies of MC sampled electronic configurations in the corresponding fixed nuclear coordinates. Fig. 2(a) illustrates the electronic energy curve as a function of the distance between two hydrogen atoms. Our results are in excellent agreement with those of an earlier variational calculation with BOA⁴⁵.

Importantly, we observed small energy oscillations evidenced by a low variance in the evaluation of electronic energies and ground state energy, as shown in Fig. 3. According to Eq. (17), The low variance makes it possible to efficiently predict the electronic energies and the ground state energies. Indeed, the average of the first 100 step gives a prediction (-1.174453 a.u.), which is already very close to the average of 15000 step (-1.174464 a.u.). In other words, a good estimate can be obtained with a small number of steps.

Using the same strategy, we also solved the SE of the H_2^+ molecule and obtained the electronic energy profile of H_2^+ . As shown in Fig. 2(b), the computational results are in good agreement with the benchmark based on a numerical solution⁴⁶, spanning the range of 1.0 ~ 10 a.u.. The calculated ground state energy of H_2^+ molecule is -0.597139 a.u., with a variance of less than 2.7×10^{-6} a.u., which is in excellent agreement with the result based on the free-complementary method (-0.597139 a.u.)⁴⁷.

An important observation is that SchrödingerNet is capable of describing the system in the entire configuration space, including the dissociation, with comparable accuracy in a single training. Bond breaking poses a serious challenge for the CCSD(T) method due to its single reference nature⁵. In contrast, our NN based approach treats all reasonable nuclear configurations on the same footing, thus the results are uniformly accurate. Indeed, the dissociation energy of H_2^+ , determined from the difference between the electronic energy at a separation of 9.0 Bohr and the ground state energy, is 0.097103 a.u., which is in good agreement with the experimental value of 0.097412 a.u..⁴⁸ Additionally, the difference in ground-state energies between the H_2 molecule and the H_2^+ ion provides an ionization energy of 0.566895 a.u., which is also in excellent agreement with the experimentally measured value of 0.566889 a.u..⁴⁸

To provide a visual demonstration of the results, Fig. 4 shows a three-dimensional plot of the total wavefunction of the H_2^+ molecule as the function of the electron's x and y coordinates at the internuclear distance of 3.0 a.u.. It is clear that SchrödingerNet correctly describes the wavefunction cusp as the electron approaches an H nucleus, which is essential for accurately capturing correlation energy¹⁰. Furthermore, the significant electronic probability amplitude between the two nuclei is also seen, which is the key for chemical bonding. We also note in passing that all properties of the system can be calculated because the wavefunction is available.

We need to emphasize that the electronic energies shown in Fig. 3 are not completely the same as the adiabatic electronic energies. This is because our approach

did not assume the separation of the electronic and nuclear DOFs, as in BOA. In other words, our electronic energy contains already some nonadiabatic contributions, thanks to the fact that the nuclear wavefunction is also a function of the electronic coordinates. In fact, SchrödingerNet can quantitatively predict the nonadiabatic correction resulting from the BOA, even though it is very subtle. In general, the diagonal Born-Oppenheimer correction (DBOC):

$$E_{\text{DBOC}} = \left\langle \frac{-\sum_I \frac{1}{2m_I} \nabla_{\mathbf{R}_I}^2 \psi_{el}}{\psi_{el}} \right\rangle. \quad (18)$$

is considered dominant in nonadiabatic effects. For H_2 in equilibrium configuration, the calculated E_{DBOC} (5.76×10^{-4} a.u.) based on SchrödingerNet using Eq. (18) is in reasonable agreement with that of the full configuration interaction (FCI) calculation (5.42×10^{-4} a.u.)⁴⁹. The small difference is presumably the result of different wavefunction ansatzes and training errors. Furthermore, the full adiabatic correction can be quantified by calculating the nondiagonal Born-Oppenheimer correction (NDBOC).

$$E_{\text{NDBOC}} = 2 \times \left\langle \frac{-\sum_I \frac{1}{2m_I} \frac{\partial \psi_{el}}{\partial \mathbf{R}_I} \frac{\partial \psi_n}{\partial \mathbf{R}_I}}{\psi} \right\rangle. \quad (19)$$

The calculated E_{NDBOC} (1.32×10^{-5} a.u.) is approximately 0.024 of the E_{DBOC} . These results validate the effectiveness of using E_{DBOC} to quantify the nonadiabatic effect. Furthermore, the total nonadiabatic correction is less than 5‰ of the ground state energy even in the H_2 system. This confirms the validity of the BOA in these systems.

Conclusions

In this work, we propose a simple, accurate, and universal NN solver for the SE that incorporates translational, rotational, and permutational symmetries. Unlike traditional variational-based NN solvers of the SE, SchrödingerNet starts from a physics-inspired ansatz of the wavefunction and introduces a novel loss function aiming to equalize the local energy throughout the system. This ensures that the resulting wavefunction is a good approximation of the eigenstate of a physical system. We emphasize that SchrödingerNet goes beyond the commonly imposed BOA as the wavefunction ansatz requires no separation of the electronic DOFs from those of nuclei.

The ML solution of the full nuclear-electronic SE with SchrödingerNet provides the energy and wavefunction without quadrature or specific distribution requirements for sampled configurations. Its accuracy is validated by comparison with benchmarks of atomic and molecular systems. Notably, our approach allows for the determination of the entire PES in a single training, even at geometries far from the equilibrium, which typically pose challenges for variational formulations due to high variance leading by small distribution. It is intrinsically multi-reference, capable of handling all molecular geometries, including bond breaking, with equal accuracy. As the wavefunction is available from SchrödingerNet, it is convenient to compute the desired expectation value of an operator. This is illustrated by the calculations of the diagonal and non-diagonal Born-Oppenheimer corrections. Although it does not rely on the BOA, it can also be used to solve the electronic SE within the BOA, or the nuclear SE with a given

PES.

A key feature of SchrödingerNet is the proper treatment of symmetry, which reduces the complexity requirements for the NN structure and the necessary sampling space, allowing for the use of a smaller NN to achieve good convergence. In particular, the permutational symmetry is enforced by particular-centered NNs and Slater determinant. Additionally, rotational equivariance is introduced to include the phase of a wavefunction through the combination of corresponding type of orbital functions.

These desirable features make SchrödingerNet a promising ML tool for efficiently solving high-dimensional nuclear-electronic SEs, with a computational scaling of approximately $O((N_e+N_n)N_e^3)$, which is superior to conventional high-level *ab initio* methods. We expect it to be useful in tackling many challenging cases such as strongly correlated systems and nonadiabatic effects.

Acknowledgements: This work is supported by US Department of Energy (Grant No. DE-SC0015997 to HG) and by the Strategic Priority Research Program of the Chinese Academy of Sciences (XDB0450101 to BJ), the CAS Project for Young Scientists in Basic Research (YSBR-005 to BJ), the National Natural Science Foundation of China (22325304, 22221003, and 22033007 to BJ). The computation was performed at CARC (Center for Advanced Research Computing) at UNM and the Supercomputing Center of USTC.

References

- 1 Born, M. & Oppenheimer, R. Zur Quantentheorie der Molekeln. *Ann. Phys.* **389**, 457–484 (1927).
- 2 Hehre, W. J., Radom, L., Schleyer, P. v. R. & Pople, J. A. *Ab initio Molecular Orbital Theory*. (Wiley, 1986).
- 3 Yarkony, D. R. *et al.* Diabatic and adiabatic representations: Electronic structure caveats. *Comput. Theo. Chem.* **1152**, 41–52 (2019).
- 4 Sherrill D.C. & Schaefer, H. F. in *Adv. Quantum Chem.* Vol. 34 143–269 (Academic Press, 1999).
- 5 Bartlett, R. J. & Musiał, M. Coupled-cluster theory in quantum chemistry. *Rev. Mod. Phys.* **79**, 291–352 (2007).
- 6 Parr, R. G. & Yang, W. *Density Functional Theory of Atoms and Molecules*. (Oxford University Press, 1989).
- 7 Foulkes, W. M. C., Mitas, L., Needs, R. J. & Rajagopal, G. Quantum Monte Carlo simulations of solids. *Rev. Mod. Phys.* **73**, 33–83 (2001).
- 8 Han, J., Zhang, L. & E, W. Solving many-electron Schrödinger equation using deep neural networks. *J. Comput. Phys.* **399**, 108929 (2019).
- 9 Hermann, J., Schätzle, Z. & Noé, F. Deep-neural-network solution of the electronic Schrödinger equation. *Nat. Chem.* **12**, 891–897 (2020).
- 10 Pfau, D., Spencer, J. S., Matthews, A. G. D. G. & Foulkes, W. M. C. Ab initio solution of the many-electron Schrödinger equation with deep neural networks. *Phys. Rev. Res.* **2**, 033429 (2020).
- 11 Gerard, L., Scherbela, M., Marquetand, P. & Grohs, P. Gold-standard solutions to the Schrödinger equation using deep learning: How much physics do we need? *Advances in Neural Information Processing Systems*, 10282–10294 (2022).
- 12 Glehn, I. v., Spencer, J. S. & Pfau, D. A self-attention ansatz for ab-initio quantum chemistry. Preprint at <https://arxiv.org/abs/2211.13672> (2022).
- 13 Ren, W., Fu, W., Wu, X. & Chen, J. Towards the ground state of molecules via diffusion Monte Carlo on neural networks. *Nat. Commun.* **14**, 1860 (2023).
- 14 Zhang, X., Xu, S. & Ji, S. A score-based model for learning neural wavefunctions. Preprint at <https://arxiv.org/abs/2305.16540> (2023).
- 15 Scherbela, M., Reisenhofer, R., Gerard, L., Marquetand, P. & Grohs, P. Solving the electronic Schrödinger equation for multiple nuclear geometries with weight-sharing deep neural networks. *Nat. Comput. Sci.* **2**, 331–341 (2022).
- 16 Gao, N. & Günnemann, S. Ab-initio potential energy surfaces by pairing GNNs with neural wave functions. *In International Conference on Learning Representations*, 10259–10281 (2022).
- 17 Gao, N. & Günnemann, S. Sampling-free inference for ab-initio potential energy surface networks. *The Eleventh International Conference on Learning Representations*, 10896–10965 (2023).
- 18 Scherbela, M., Gerard, L. & Grohs, P. Towards a transferable fermionic neural wavefunction for molecules. *Nat. Commun.* **15**, 120 (2024).
- 19 Entwistle, M. T., Schätzle, Z., Erdman, P. A., Hermann, J. & Noé, F. Electronic excited states

- in deep variational Monte Carlo. *Nat. Commun.* **14**, 274 (2023).
- 20 Hermann, J. *et al.* Ab initio quantum chemistry with neural-network wavefunctions. *Nat. Rev. Chem.* **7**, 692–709 (2023).
- 21 Zhou, D., Chen, H., Ho, C. H. & Ortner, C. A multilevel method for many-electron Schrödinger equations based on the atomic cluster expansion. *SIAM J. Sci. Comput.* **46**, A105–A129 (2024).
- 22 Mattheakis, M., Schleder, G. R., Larson, D. T. & Kaxiras, E. First principles physics-informed neural network for quantum wavefunctions and eigenvalue surfaces. Preprint at <https://arxiv.org/abs/2211.04607> (2022).
- 23 Schätzle, Z., Szabó, P. B., Mezera, M., Hermann, J. & Noé, F. DeepQMC: An open-source software suite for variational optimization of deep-learning molecular wave functions. *J. Chem. Phys.* **159**, 094108 (2023).
- 24 Li, X., Fan, C., Ren, W. & Chen, J. Fermionic neural network with effective core potential. *Phys. Rev. Res.* **4**, 013021 (2022).
- 25 Li, R. *et al.* A computational framework for neural network-based variational Monte Carlo with Forward Laplacian. *Nat. Mach. Intell.* **6**, 209–219 (2024).
- 26 Shang, H., Guo, C., Wu, Y., Li, Z. & Yang, J. Solving Schrödinger Equation with a Language Model. Preprint at <https://arxiv.org/abs/2307.09343> (2023).
- 27 Motta, M. *et al.* Towards the solution of the many-electron problem in real materials: Equation of state of the hydrogen chain with state-of-the-art many-body methods. *Phys. Rev. X* **7**, 031059 (2017).
- 28 Sugawara, M. Numerical solution of the Schrödinger equation by neural network and genetic algorithm. *Comput. Phys. Commun.* **140**, 366–380 (2001).
- 29 Manzhos, S. & Carrington, T. An improved neural network method for solving the Schrödinger equation. *Can. J. Chem.* **87**, 864–871 (2009).
- 30 Lagaris, I. E., Likas, A. & Fotiadis, D. I. Artificial neural network methods in quantum mechanics. *Comput. Phys. Commun.* **104**, 1–14 (1997).
- 31 Zhao, S. & Zhang, D. H. Solving the vibrational Schrödinger equation with artificial neural networks. Preprint at <https://chemrxiv.org/engage/chemrxiv/article-details/66445b59418a5379b055d5cf> (2024).
- 32 Li, H., Zhai, Q. & Chen, J. Z. Y. Neural-network-based multistate solver for a static Schrödinger equation. *Phys. Rev. A* **103**, 032405 (2021).
- 33 Ma, A., Towler, M. D., Drummond, N. D. & Needs, R. J. Scheme for adding electron–nucleus cusps to Gaussian orbitals. *J. Chem. Phys.* **122**, 224322 (2005).
- 34 Paszke, A. *et al.* PyTorch: an imperative style, high-performance deep learning library. *Advances in Neural Information Processing Systems* **32**, 8024–8035 (2019).
- 35 Jin, H., Mattheakis, M. & Protopapas, P. Physics-informed neural networks for quantum eigenvalue problems. Preprint at <https://arxiv.org/abs/2203.00451> (2022).
- 36 Zhang, Y., Xia, J. & Jiang, B. REANN: A PyTorch-based end-to-end multi-functional deep neural network package for molecular, reactive, and periodic systems. *J. Chem. Phys.* **156**, 114801 (2022).
- 37 Zhang, Y., Xia, J. & Jiang, B. Physically motivated recursively embedded atom neural networks: Incorporating local completeness and nonlocality. *Phys. Rev. Lett.* **127**, 156002 (2021).

- 38 Zhang, Y., Hu, C. & Jiang, B. Embedded atom neural network potentials: Efficient and accurate machine learning with a physically inspired representation. *J. Phys. Chem. Lett.* **10**, 4962-4967 (2019).
- 39 Jiyun, K. & Lin, C. D. Molecular integrals over spherical Gaussian-type orbitals: I. *J. Phys. B: At., Mol. Opt. Phys.* **30**, 2529 (1997).
- 40 Zhang, Y., Lin, Q. & Jiang, B. Atomistic neural network representations for chemical dynamics simulations of molecular, condensed phase, and interfacial systems: Efficiency, representability, and generalization. *WIREs Comput. Mol. Sci.* **13**, e1645 (2023).
- 41 Hehre, W. J., Stewart, R. F. & Pople, J. A. Self-consistent molecular-orbital methods. I. Use of gaussian expansions of Slater-type atomic orbitals. *J. Chem. Phys.* **51**, 2657-2664 (1969).
- 42 Williamson, A. J., Hood, R. Q. & Grossman, J. C. Linear-scaling quantum Monte Carlo calculations. *Phys. Rev. Lett.* **87**, 246406 (2001).
- 43 Frankowski, K. & Pekeris, C. L. Logarithmic terms in the wave functions of the ground state of two-electron atoms. *Phys. Rev.* **146**, 46-49 (1966).
- 44 Chakravorty, S. J., Gwaltney, S. R., Davidson, E. R., Parpia, F. A. & Fischer, C. F. Ground-state correlation energies for atomic ions with 3 to 18 electrons. *Phys. Rev. A* **47**, 3649-3670 (1993).
- 45 Wolniewicz, L. Nonadiabatic energies of the ground state of the hydrogen molecule. *J. Chem. Phys.* **103**, 1792-1799 (1995).
- 46 Wind, H. Electron energy for H_2^+ in the ground state. *J. Chem. Phys.* **42**, 2371-2373 (1965).
- 47 Hijikata, Y., Nakashima, H. & Nakatsuji, H. Solving non-Born–Oppenheimer Schrödinger equation for hydrogen molecular ion and its isotopomers using the free complement method. *J. Chem. Phys.* **130**, 024102 (2009).
- 48 Liu, J. *et al.* Determination of the ionization and dissociation energies of the hydrogen molecule. *J. Chem. Phys.* **130**, 174306 (2009).
- 49 Valeev, E. F. & Sherrill, C. D. The diagonal Born–Oppenheimer correction beyond the Hartree–Fock approximation. *J. Chem. Phys.* **118**, 3921-3927 (2003).

Table I: Hyperparameters used in the SchrödingerNet calculations.

System	He	Li	H ₂	H ₂ ⁺
NN structure ^a	128	128	128	128
<i>nblock</i> ^a	1	1	1	1
<i>L_p</i>	1	3	0	0
<i>N_{det}</i>	32	32	32	32
<i>L</i>	2	2	2	2
<i>N_χ</i>	12	12	12	12
NN structure ^b	128×128	128×128	128×128	128×128
<i>T</i>	2	2	2	2
<i>N_{block}</i> ^b	2	2	2	2
<i>N_{block}</i> ^c	\	\	2	2
<i>N_{block}</i> ^d	2	2	2	2

^a, ^b, ^c and ^d represent the atomic NN structure for embedding, message passing (iteration 0~*T*-1), nuclear wavefunction and orbital matrix for the Slater determinant, respectively.

N_{block} is the number of residual blocks as shown in Fig. 1.

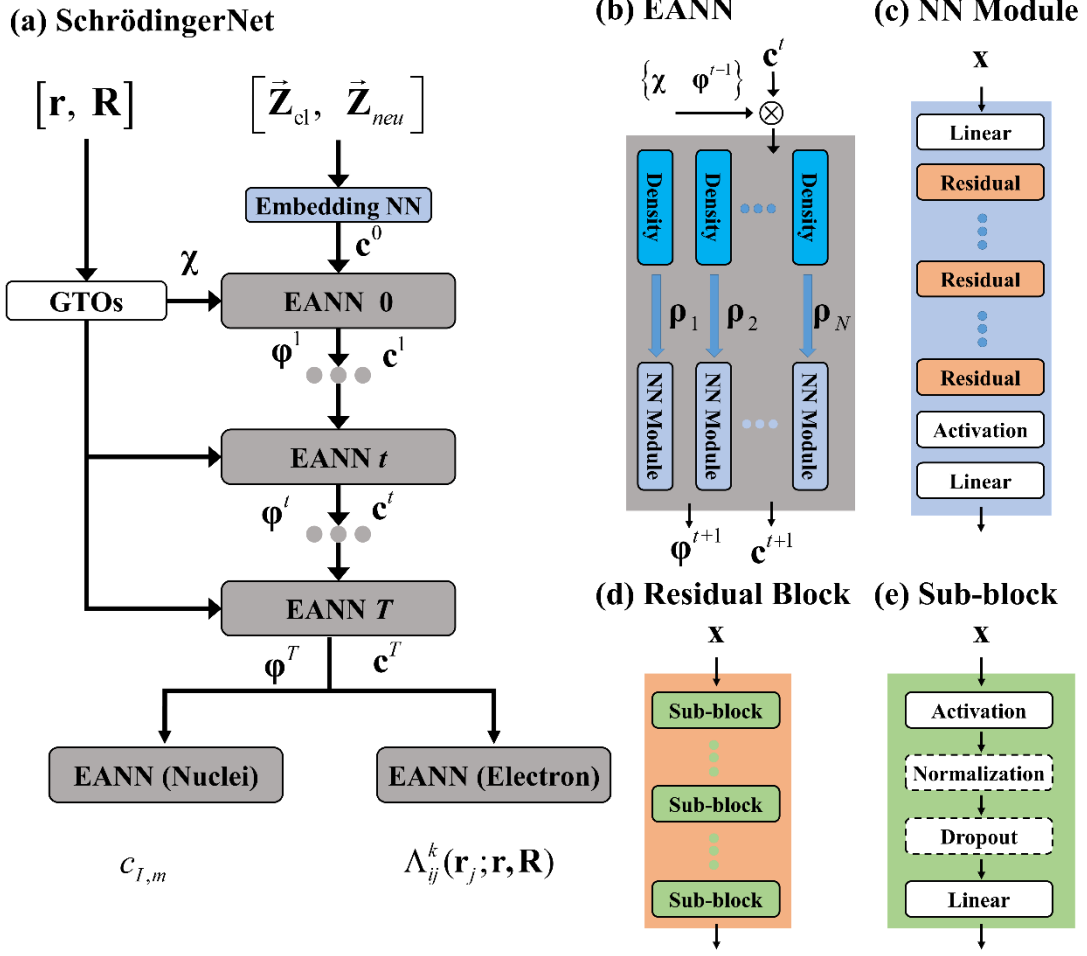


Fig. 1 Schematic decomposition and illustration of the SchrödingerNet architecture for solving the full electronic-nuclear SE. The structure of the NN module is inherited from the original REANN package³⁶.

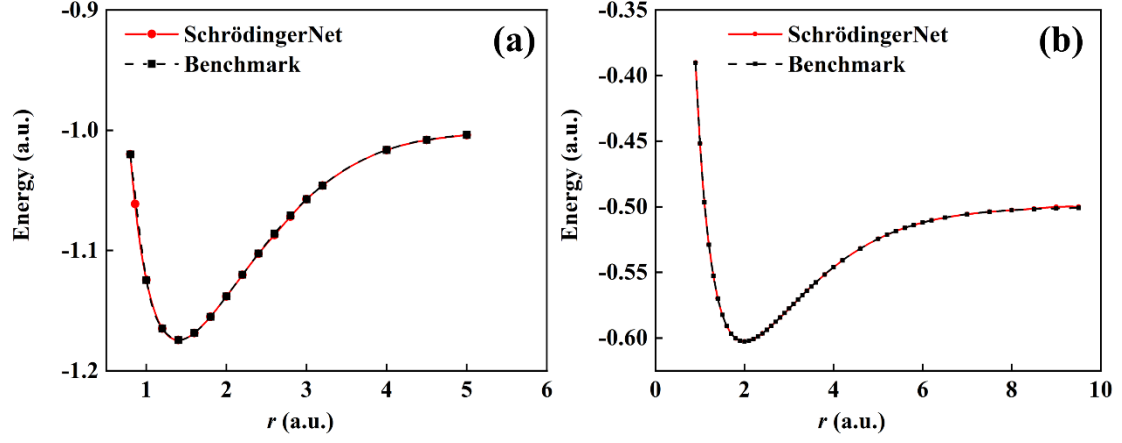


Fig. 2 (a) Electronic energies of H_2 and (b) H_2^+ as a function of the corresponding internuclear distance (r). The results are compared with benchmarks (variational calculation for H_2 ⁴⁵ and numerical solution for H_2^+ ⁴⁷).

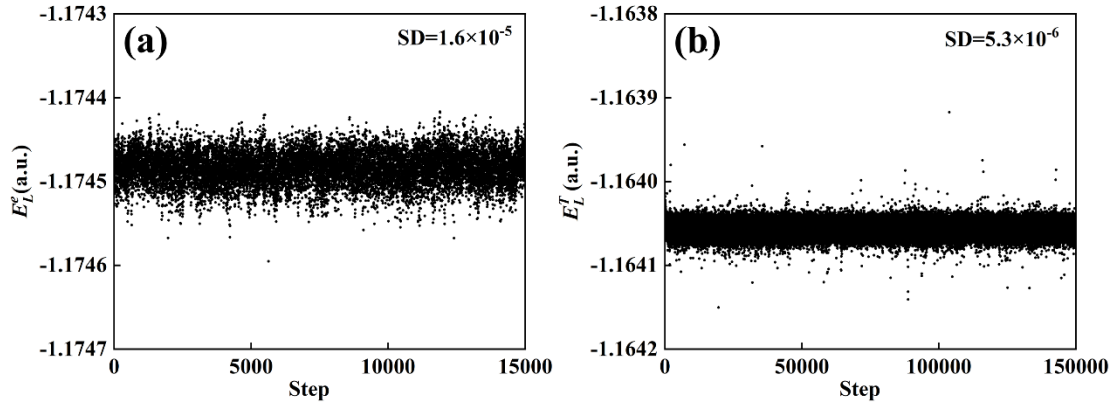


Fig. 3 (a) The local electronic energy of H₂ ($r = 1.4$ a.u.) and (b) the local ground state energy of H₂ for each MC step. Each point in this figure corresponds to the average of current MC step (2048 configurations). SD represents the standard deviation.

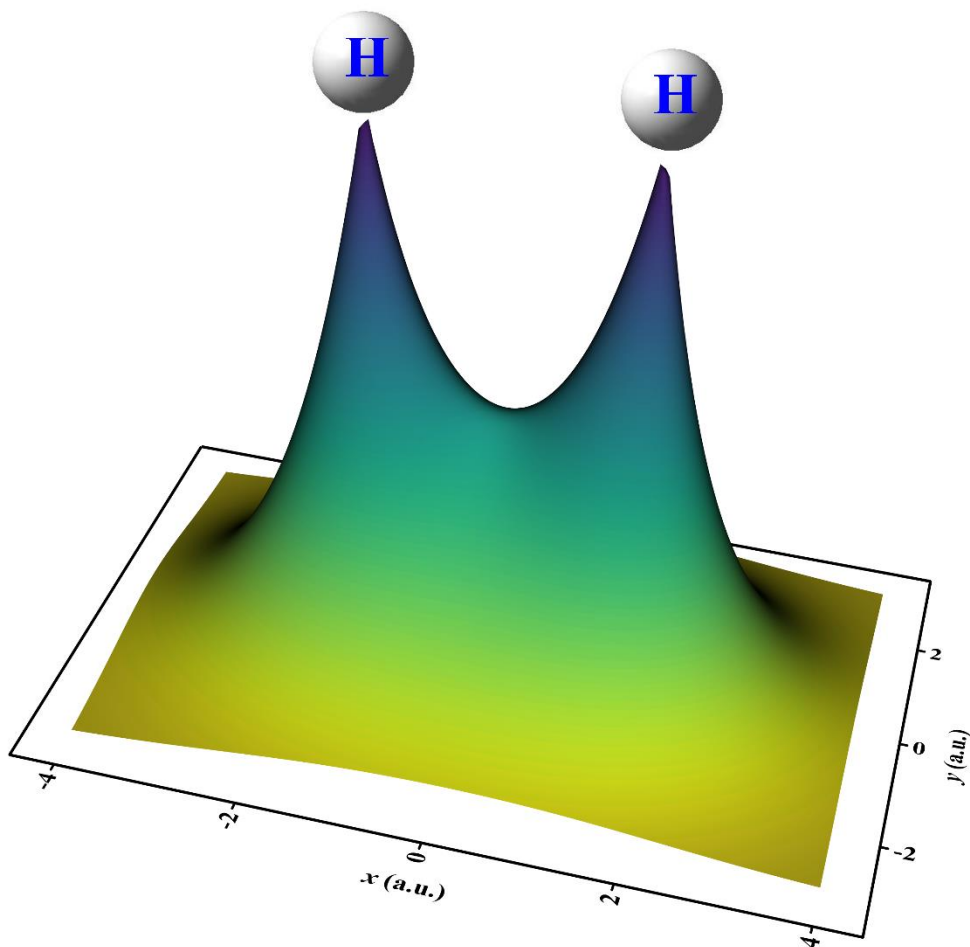


Fig. 4. Three-dimensional plot of the total wavefunction of the H_2^+ molecule, represented as a function of the electron's x and y coordinates, with the electron's z coordinate fixed at zero. The two hydrogen atoms are positioned at $(-1.5, 0, 0)$ and $(1.5, 0, 0)$ a.u.