

Medical Graph RAG: Towards Safe Medical Large Language Model via Graph Retrieval-Augmented Generation

Junde Wu¹, Jiayuan Zhu¹, Yunli Qi¹, Jingkun Chen¹,
Min Xu², Filippo Menolascina³, Vicente Grau¹,

¹University of Oxford, ²Carnegie Mellon University, ³The University of Edinburgh,

Correspondence: jundewu@ieee.org

Abstract

We introduce a novel graph-based Retrieval-Augmented Generation (RAG) framework specifically designed for the medical domain, called **MedGraphRAG**, aimed at enhancing Large Language Model (LLM) capabilities for generating evidence-based medical responses, thereby improving safety and reliability when handling private medical data. Graph-based RAG (GraphRAG) leverages LLMs to organize RAG data into graphs, showing strong potential for gaining holistic insights from long-form documents. However, its standard implementation is overly complex for general use and lacks the ability to generate evidence-based responses, limiting its effectiveness in the medical field. To extend the capabilities of GraphRAG to the medical domain, we propose unique Triple Graph Construction and U-Retrieval techniques over it. In our graph construction, we create a triple-linked structure that connects user documents to credible medical sources and controlled vocabularies. In the retrieval process, we propose U-Retrieval which combines Top-down Precise Retrieval with Bottom-up Response Refinement to balance global context awareness with precise indexing. These effort enable both source information retrieval and comprehensive response generation. Our approach is validated on 9 medical Q&A benchmarks, 2 health fact-checking benchmarks, and one collected dataset testing long-form generation. The results show that MedGraphRAG consistently outperforms state-of-the-art models across all benchmarks, while also ensuring that responses include credible source documentation and definitions. Our code is released at: <https://github.com/MedicineToken/Medical-Graph-RAG>.

2023a), has accelerated research in natural language processing and driven numerous AI applications. However, these models still face significant challenges in specialized fields like medicine (Hadi et al., 2024; Williams et al., 2024; Xie et al., 2024). The first challenge is that these domains rely on vast knowledge bases -principles and notions discovered and accumulated over thousands years; fitting such knowledge into the finite context window of current LLMs is a hopeless task. Supervised Fine-Tuning (SFT) provides an alternative to using the context window, but it is often prohibitively expensive or unfeasible due to the closed-source nature of most commercial models. Second, medicine is a specialized field that relies on a precise terminology system and numerous established truths, such as specific disease symptoms or drug side effects. In this domain, it is essential that LLMs do not distort, modify, or introduce creative elements into the data. Unfortunately, verifying the accuracy of responses in medicine is particularly challenging for non-expert users. Therefore, the ability to perform complex reasoning using large external datasets, while generating accurate and credible responses backed by verifiable sources, is crucial in medical applications of LLMs.

Retrieval-augmented generation (RAG) (Lewis et al., 2021) is a technique that answers user queries using specific and private datasets without requiring further training of the model. However, RAG struggles to synthesize new insights and underperforms in tasks requiring a holistic understanding across extensive documents. GraphRAG (Hu et al., 2024) has been recently introduced to overcome these limitations. GraphRAG constructs a knowledge graph from raw documents using an LLM, and retrieves knowledge from the graph to enhance responses. By representing clear conceptual relationships across the data, it significantly outperforms classic RAG, especially for complex reasoning (Hu et al., 2024). However, its graph construction lacks

1 Introduction

The rapid advancement of large language models (LLMs), such as OpenAI’s GPT-4 (OpenAI,

a specific design to ensure response authentication and credibility, and its hierarchical community construction process is costly, as it is designed to handle various cases for general-purpose use. We find that specific engineering effort is required to apply it effectively in the medical domain.

In this paper, we introduce a novel graph-based RAG method for medical domain, which we refer to as Medical GraphRAG (MedGraphRAG). This technique enhances LLM performance in the medical domain by generating evidence-based responses and official medical term explanation, which not only increases their credibility but also significantly improves their overall quality. Our method builds on GraphRAG with a more sophisticated graph construction technique, called Triple Graph Construction, to generate evidence-based responses, and an efficient retrieval method, U-Retrieval, which improves response quality with few costs. In Triple Graph Construction, we design a mechanism to link user RAG data to credible medical papers and foundational medical dictionaries. This process generates triples $[RAG\ data, source, definition]$ to construct a comprehensive graph of user documents. It enhances LLM reasoning and ensures responses are traceable to their sources and definitions, guaranteeing reliability and explainability. We also developed a unique U-Retrieval strategy to respond to user queries. Instead of building costly graph communities, we streamline the process by summarizing each graph using predefined medical tags, then iteratively clustering similar graphs to form a multi-layer hierarchical tag structure, from broad to detailed tags. The LLM generates tags for the user query and indexes the most relevant graph based on tag similarity in a top-down approach, using it to formulate the initial response. Then it refines the response by progressively integrating back the higher-level tags in a bottom-up manner until the final answer is generated. This U-Retrieval technique strikes a balance between global context awareness and the retrieval efficiency.

To evaluate our MedGraphRAG method, we implemented it on several popular open-source and commercial LLMs, including GPT (OpenAI, 2023b), Gemini (Team et al., 2023) and LLaMA (Touvron et al., 2023). The results evaluated across 9 medical Q&A benchmarks show that MedGraphRAG yielding materially better results than classic RAG and GraphRAG. Our final results even surpasses many specifically trained LLMs on medical corpora, setting a new state-of-the-art (SOTA)

across all benchmarks. To verify its evidence-based response capability, we quantitatively tested MedGraphRAG on 2 health fact-checking benchmarks and conducted a human evaluation by experienced clinicians. Both evaluations strongly support that our responses are more source-based and reliable than previous methods.

Our contributions are as follows:

1. We are the first to propose a specialized framework for applying graph-based RAG in the medical domain, which we named MedGraphRAG.
2. We have developed unique Triple Graph Construction and U-Retrieval methods that enable LLMs to efficiently generate evidence-based responses utilizing holistic RAG data.
3. MedGraphRAG outperforms other retrieval methods and extensively fine-tuned Medical LLMs across a wide range of medical Q&A benchmarks, establishing the new SOTAs.
4. Validated by human evaluations, MedGraphRAG is able to deliver more understandable and evidence-based responses in the medical domain.

2 Method

The overall workflow of MedGraphRAG is shown in Fig. 1. We first construct the knowledge graphs based on the documents (Section 2.1), then organize and summarize the graphs for retrieval (Section 2.2), and finally retrieve data to response the user queries (Section 2.3).

2.1 Medical Graph Construction

2.1.1 Step1: Semantic Document Chunking

Large medical documents often contain multiple themes or diverse content. We first segment the document into data chunks that conform to the context limitations of LLMs. Traditional methods such as chunking based on token size or fixed characters typically fail to detect subtle shifts in topics accurately (Gao et al., 2023d). To enhance accuracy, we adopt a hybrid method combining character-based separation with topic-based semantic segmentation. Specifically, we first utilize line break symbols to isolate individual paragraphs P_i within the document $D = \{P_1, P_2, \dots, P_{N_p}\}$. Then sequentially analyze the paragraphs, using the graph construction LLM \mathcal{L}^G to determine if the current paragraph P_j should be included to the current chunk H_j or start a new one, based on whether it shares the same topic as H_j . To reduce noise generated by

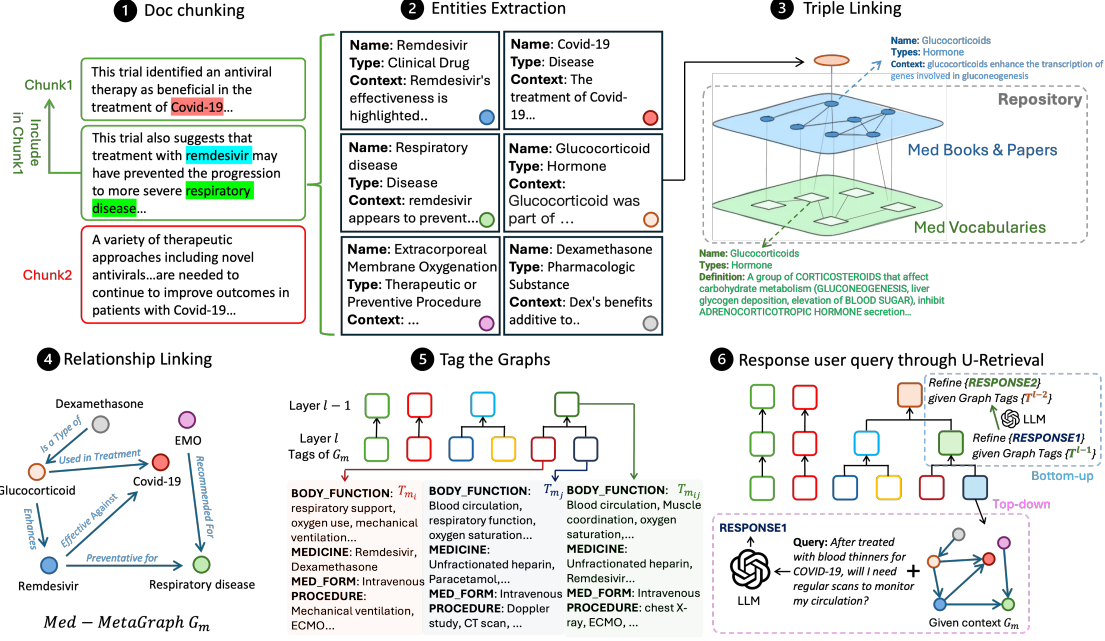


Figure 1: The overall workflow of MedGraphRAG.

sequential processing, we implement a sliding window managing w paragraphs at a time, which is set as 5 in the paper. We slide the window in the first-in-first-out manner, maintaining focus on topic consistency, and use \mathcal{L}^G token limitation $\text{Max}(\mathcal{L}^G)$ as the hard threshold \mathcal{T} of the chunks. This document chunking process can be represented as

$$H_j = \begin{cases} H_{j-1} \cup \{P_j\}, & \text{if } \mathcal{L}_{sem}^G(\{P_{j-w+1}, \dots, P_j\}, H_{j-1}) = \text{True and} \\ & \sum_{P \in H_{j-1} \cup \{P_j\}} \mathcal{T}(\phi(P)) \leq \text{Max}(\mathcal{L}^G); \\ \{P_j\}, & \text{otherwise,} \end{cases}$$

where \mathcal{L}_{sem}^G is \mathcal{L}^G with semantic consistency prompt, ϕ is the tokenizer.

2.1.2 Step2: Entities Extraction

We then extract entities from each chunk through \mathcal{L}_{ent}^G , which is \mathcal{L}^G with entity extraction prompt. We prompt \mathcal{L}^G to identify all relevant entities $E = \{e_1, e_2, \dots, e_{N_e^1}\}$ in each chunk H and generate a structured output with *name*, *type*, and a *description of the context*: $e = \{na, ty, cx\}$, as the examples shown in the Step2 in Fig. 1. We set *name* either be the text from the document or derivative term generated by \mathcal{L}_{ent}^G , *type* one of the UMLS semantic types (Bodenreider, 2004), and *context* a few sentences generated by \mathcal{L}_{ent}^G contextualized within the document.

2.1.3 Step3: Triple Linking

Medicine relies on precise terminology and established facts, making it essential for LLMs to produce responses grounded in established facts. To achieve this, we introduced Triple Graph Construction, linking user documents to credible sources and professional definitions. Specifically, we build repository graph (RepoGraph), which is intended to be fixed across different users, providing established sources and controlled vocabulary definitions for user RAG documents. We construct RepoGraph under user RAG graph with two layers: one based on medical papers/books and another based on medical dictionaries. We build the bottom layer of RepoGraph as UMLS (Bodenreider, 2004) graph, which consist comprehensive, well-defined medical vocabularies and their relationships. The upper layer of RepoGraph is constructed from medical textbooks and scholarly articles using the same graph construction method described here.

The entities of all three tiers of graphs are hierarchically linked through semantic relationships. Let us denoted entities extracted from RAG documents as E^1 . We link them to entities extracted from medical books/papers, denoted as E^2 , based on their relevance, which is determined by computing the cosine similarity between their content embeddings $\phi(C_e)$. The content of an entity C_e is the concatenation of its *name*, *type*, and *context*, represented

as: $C_e = \text{Text}[\text{name: na; type: ty; context: cx}]$. This directed linking is annotated as *the reference of*, indicating the reference relationship between entities in the two layers:

$R_{e_2}^1 = \left\{ (e_i^1, \text{TheReferenceOf}, e_j^2) \mid \frac{\phi(C_{e_i^1}) \cdot \phi(C_{e_j^2})}{\|\phi(C_{e_i^1})\| \|\phi(C_{e_j^2})\|} \geq \delta_r \right\}$, where δ_r is the pre-defined threshold. Entities $e^2 \in E^2$ are linked to $e^3 \in E^3$ through the same way with relationships annotated as *the definition of*. Thus, RAG entities are constructed as triples $[RAG \text{ entity}, \text{source}, \text{definition}]$.

Note that if we define the i^{th} -tier graph as G^i , representing a set of all entities and their relationships: $G^i = \{E^i, R(E^i)\}$, where $R(E^i) = \{R_v^u \mid u, v \in E^i\}$, we can then define the k nearest triple neighbors of an entity e_c as: $Tri^{\leq k}(e_c) = \bigcup_{i=0}^2 \{e \in G^i \mid \text{dist}(e_c, e) \leq k + i\}$, which includes all its k nearest entities across three graph tiers.

2.1.4 Step4: Relationship Linking

We then instruct \mathcal{L}^G to identify the relationships among RAG entities in each chunk, which we noted as $e^1 \in E_m$. This relationship is a concise phrase generated by \mathcal{L}^G based on the content of the entity C_{e^1} and associated references $\{C_{e^2} \mid R_{e_2}^1 = \text{the reference of}\}$. The identified relationships specify the source and target entities, provide a description of their relationship: $R_{e_i^1}^j = \left\{ (e_i^1, r_{ij}, e_j^1) \mid r_{ij} = \mathcal{L}_{rel}^G(C_{e_i^1}; C_{e_i^2}, C_{e_j^1}; C_{e_j^2}) \right\}$, where \mathcal{L}_{rel}^G is \mathcal{L}^G with relationship identification and generation prompt. We show an example of relationship linking in the Step4 of Fig. 1. After performing this analysis, we have generated a directed graph for each data chunk, which is referred to as Meta-MedGraphs $G_m = \{E_m, R(E_m)\}$.

2.2 Step5: Tag the Graphs

Organizing and summarizing the graphs in advance is intuitive and has proven to facilitate efficient retrieval (Hu et al., 2024). However, unlike GraphRAG, we avoid constructing costly graph communities. We observe that, unlike general language content, medical text is often structured and can be summarized effectively using predefined tags. Motivated by this, we simply summarize each Meta-MedGraph G_m with several predefined tags T , and iteratively generate more abstract tag summaries for clusters of closely-related graphs. Specifically, \mathcal{L}^G first summarises the content of each Meta-MedGraph $\{C_e \mid e \in G_m\}$ given a set of given tags T . The tags T consist of multiple cat-

egories, with the most important including *Symptoms*, *Patient History*, *Body Functions*, and *Medication*. The language model L_{tag}^G is then prompted with a system prompt template: *Generate a structured summary from the provided medical content, strictly adhering to the following categories... {TagName: Description of the tag}...*. This process generates a structured tag-summary for each G_m , denoted as T_m .

We then apply a variant agglomerative hierarchical clustering method with dynamic thresholding based on tag similarity, to group the graphs and generate synthesized tag summaries. Initially, each graph begins as its own group. At each iteration, we compute the tag similarity between all pairs of clusters and dynamically set the threshold δ_t to merge the top 20% most similar pairs. The graphs will be merged if all pairwise similarities within the group exceed δ_t . Note that we don't really link the nodes across different graphs, but generate a synthesized tag-summary for each group. Specifically, we calculate the similarity of pairs by measuring the average cosine similarity of all their tag embeddings. Let $\phi(t)$ denote the embedding of a tag $t \in T_m$. Taking two Meta-MedGraphs G_{m_i} and G_{m_j} with tag sets T_{m_i} and T_{m_j} as an example, we generate the abstract tag summary $T_{m_{ij}}$ if their cosine similarity of tag embeddings $\phi(t)$ and $\phi(t')$ higher than the threshold δ_t

$$T_{m_{ij}} = \mathcal{L}_{mtag}^G(T_{m_i}, T_{m_j}), \quad \text{if} \\ \frac{1}{|T_{m_i}| \cdot |T_{m_j}|} \sum_{t \in T_{m_i}} \sum_{t' \in T_{m_j}} \frac{\phi(t)^\top \phi(t')}{\|\phi(t)\| \|\phi(t')\|} \geq \delta_t;$$

where \mathcal{L}_{mtag}^G is \mathcal{L}^G with tag-summary merging prompt. These newly merged tag-summary, along with those that remain unmerged, form a new layer of tags. As tag-summaries become less detailed at higher layers, there is a trade-off between precision and efficiency. In practice, we limit the process to 12 layers, as this is sufficient for most model variants.

2.3 Step6: U-Retrieval

After constructing the graph, we use response LLM L^R efficiently retrieves information to respond to user queries through a strategy we called U-Retrieval. We begin by generating tag-summary on the user query $T_Q = \mathcal{L}^R(Q)$, and use these to identify the most relevant graph through a Top-down Precise Retrieval. Let's indicate the j^{th} tags

at layer i summarised tag T^i as $T^i[j]$, it starts from the top layer: T^0 , progressively indexing down by selecting the most similar tag in each layer:

$$T^{i+1} = \arg \max_{T^i[j] \in T^i} \text{sim}(T_Q, T^i[j])$$

until we reach the tag for the target Meta-MedGraph G_{m_t} . We then retrieve Top N_u entities based on the embedding similarity between the query and the entity content: $E_r = \{e \mid \text{Top}N_u(\text{sim}(\phi(Q), \phi(C_e))), e \in M_t\}$, and gather all their Top k_u nearest triple neighbours $\text{Tri}^{\leq k_u}(e)$ as $E_r^{k_u} = \{e, \text{Tri}^{\leq k_u}(e) \mid e \in E_r\}$.

By using all these entities and their relationships $G_r = \{E_r^{k_u}, R(E_r^{k_u})\}$, we prompt \mathcal{L}^R to answer the question given the concatenated entity names and relationships in G_r : *Given QUESTION: $\{Q\}$. GRAPH: $\{e_i[na] + R_{e_i}^{e_j} + e_j[na], \dots\}$. Answer the user question: QUESTION using the graph: GRAPH... as $\mathcal{L}_{G_r}^R$.*

In the Bottom-up Response Refinement step, we then move back to the higher-level tag retrieved in the previous step T^{i-1} , in a bottom-up manner. We provide \mathcal{L}^R *QUESTION: $\{Q\}$, LAST RESPONSE: ..., and SUMMARY: $\{T^{i-1}\}$, and ask it to Adjust the response: RESPONSE of the question: QUESTION using the updated information: SUMMARY.* \mathcal{L}^R continues refining its responses until it reaches the target layer. In practice, we retrieve 4-6 layers depends on the baseline LLM. It ultimately generate a final response after scanning all indexed graphs along the trajectory. This method enables the LLM to gain a comprehensive overview by interacting with all relevant data in the graph, while remaining efficient by accessing less relevant data in summarized form.

3 Experiment

3.1 Dataset

3.1.1 RAG data

We anticipate that users will use frequently-updated private data as RAG data, such as patient electronic medical records. Thus, we employ MIMIC-IV (Johnson et al., 2023), a publicly available electronic health record dataset, as RAG data.

3.1.2 Repository data

We provide repository data to support LLM responses with credible sources and authoritative vocabulary definitions. We use MedC-K (Wu et al., 2023), a corpus containing 4.8 million biomedical

academic papers and 30,000 textbooks, along with all evidence publications from FakeHealth (Dai et al., 2020) and PubHealth (Kotonya and Toni, 2020), as the upper repository data, and UMLS graph, which includes authoritative medical vocabularis and semantic relationships as the bottom repository data.

3.1.3 Test Data

Our test set are the test split of 9 multiple-choice biomedical datasets from the MultiMedQA suite, 2 fact verification dataset about public health, i.e., FakeHealth (Dai et al., 2020) and PubHealth (Kotonya and Toni, 2020), and 1 test set we collected, called DiverseHealth. MultiMedQA includes MedQA (Jin et al., 2021), MedMCQA (Pal et al., 2022), PubMedQA (Jin et al., 2019), and MMLU clinic topics (Hendrycks et al., 2020). We also collected the DiverseHealth test set, focused on health equity, consisting of 50 real-world clinical questions that cover a wide range of topics, including rare diseases, minority health, comorbidities, drug use, alcohol, COVID-19, obesity, suicide, and chronic disease management. The dataset will be released alongside the paper.

3.2 Experiment Setting

We compare different RAG methods across 6 language models as \mathcal{L}^R : Llama2 (13B, 70B), Llama3 (8B, 70B), Gemini-pro, and GPT-4. The Llama models were obtained from their official Hugging-Face page. We used *gemini-1.0-pro* for Gemini-pro and *gpt-4-0613* for GPT-4. We primarily compare our approach with standard RAG implemented by LangChain (langchain, 2024) and GraphRAG (Edge et al., 2024a) implemented by Microsoft Azure (microsoft, 2024). All retrieval methods are compared under same RAG data and test data.

We deploy \mathcal{L}^G as *Llama3-70B* to construct the graph. For text embeddings, we utilize OpenAI’s *text-embedding-3-large* model. Model comparison is performed using a 5-shot response ensemble (Li et al., 2024). MedGraphRAG used U-Retrieval with 4 levels on GPT-4, and 5 levels for the others. In the retrieval, we picked top 60 entities with their 16-hop neighbors. Unless otherwise noted, all thresholds are set as 0.5. We use the same query prompt for all models to generate responses.

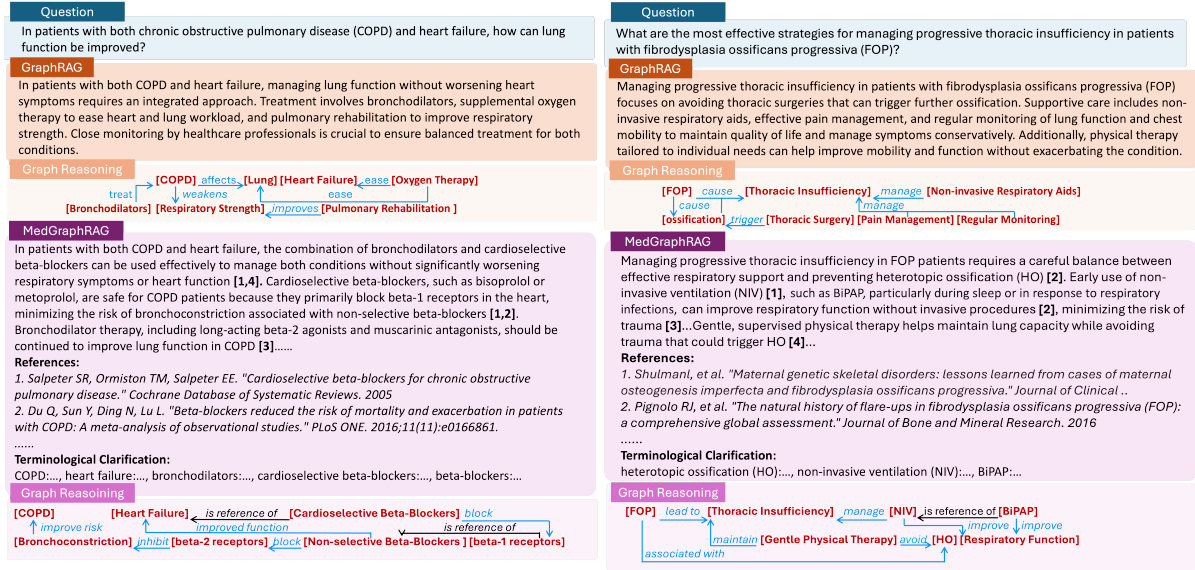


Figure 2: Example responses from GraphRAG and MedGraphRAG, with abstracted graphs. MedGraphRAG provides more detailed explanations and more complex reasoning with evidences.

3.3 Results

3.3.1 Multi-Choice Evaluation

Baselines with different retrievals First, we conducted experiments to evaluate retrieval methods on various LLM baselines, with the results shown in Table 1. We compared MedGraphRAG against baselines without retrieval, standard RAG, and GraphRAG. Performance is measured by the accuracy of selecting the correct option. The results show that MedGraphRAG significantly enhances LLM performance on both health fact-checking and medical Q&A benchmarks. Compared to baselines without retrieval, MedGraphRAG achieves an average improvement of nearly 10% in fact-checking and 8% in medical Q&A. When compared to baselines using GraphRAG, it demonstrates an average improvement of around 8% in fact-checking and 5% in medical Q&A. Notably, MedGraphRAG yields more pronounced improvements in smaller LLMs, such as *Llama2*_{13B} and *Llama2*_{8B}. This suggests that MedGraphRAG effectively utilizes the models’ own reasoning capabilities while providing them with additional knowledge beyond their parameters, serving as an external memory for information.

Comparing with SOTA Medical LLMs When applied MedGraphRAG to larger models, like *Llama*_{70B} or GPT, it resulted in new SOTA across all 11 datasets. This result also outperform intensively fine-tuning based medical large language

models like Med-PaLM 2 (Singhal et al., 2023) and Med-Gemini (Saab et al., 2024), establishing a new SOTA on the medical LLM leaderboard.

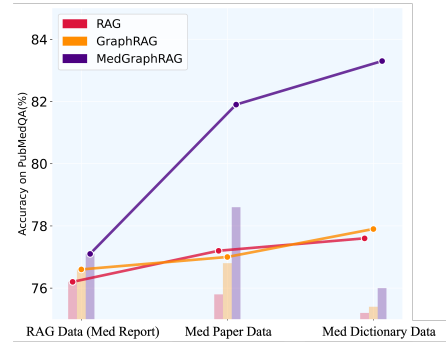


Figure 3: Impact of Repository Data on RAG, GraphRAG, and MedGraphRAG with GPT-4. Line chart: performance with incremental data inclusion; bar chart: performance with individual data inclusion.

3.3.2 Long-form Generation Evaluation

Human Evaluation We conducted human evaluations of long-form model generation on the MultiMedQA and DiverseHealth benchmarks, comparing our method to SOTA models that generate citation-backed responses, including Inline Search in (Gao et al., 2023b), ATTR-FIRST (Slobodkin et al., 2024), and MIRAGE (Qi et al., 2024). Our evaluation panel consisted of 7 certified clinicians and 5 laypersons to ensure feedback from both professional and general users. Raters completed a five-level rating survey for each model’s response,

Table 1: Accuracy(%) of LLMs using different retrieval methods. Columns with a blue background represent health fact-checking benchmarks, while the others correspond to medical Q&A benchmarks. The best results are highlighted in bold.

Model	Fake Health	Pub Health	MedQA	Med MCQA	Pub MedQA	MMLU Col-Med	MMLU Col-Bio	MMLU Pro-Med	MMLU Anatomy	MMLU Gene	MMLU Clinic
<i>Baselines without retrieval</i>											
Llama2-13B	53.8	49.4	42.7	37.4	68.0	60.7	69.4	60.3	52.6	66.0	63.8
Llama2-70B	58.9	56.7	43.7	35.0	74.3	64.2	84.7	75.0	62.3	74.0	71.7
Llama3-8B	51.1	53.2	59.8	57.3	75.2	61.9	78.5	70.2	68.9	83.0	74.7
Llama3-70B	64.2	61.0	72.1	65.5	77.5	72.3	92.5	86.7	72.5	83.9	82.7
Gemini-pro	60.6	63.7	59.0	54.8	69.8	69.2	88.0	77.7	66.7	75.8	76.7
GPT-4	71.4	70.9	78.2	72.6	75.3	76.7	95.3	93.8	81.3	90.4	86.2
<i>Baselines with RAG</i>											
Llama2-13B	56.2	54.3	48.1	42.0	68.6	62.5	68.3	63.7	51.0	64.5	67.4
Llama2-70B	64.6	63.2	56.2	49.8	75.2	69.6	85.8	77.4	63.0	75.8	73.3
Llama3-8B	60.5	59.6	64.3	58.2	76.0	68.6	84.9	73.2	72.1	85.2	77.8
Llama3-70B	76.2	72.1	82.3	72.5	80.6	86.8	94.4	89.7	84.3	87.1	87.6
Gemini-pro	72.5	68.4	64.5	57.3	76.9	79.0	91.3	86.4	79.5	80.4	83.9
GPT-4	78.6	77.3	88.1	76.3	77.6	81.2	95.5	94.3	83.1	92.9	93.1
<i>Baselines with GraphRAG</i>											
Llama2-13B	58.7	57.5	52.3	44.6	72.8	64.1	73.0	64.6	52.1	66.2	67.9
Llama2-70B	65.7	63.8	55.1	52.4	74.6	68.0	86.4	79.2	64.6	73.9	75.8
Llama3-8B	61.7	61.0	64.8	58.7	76.6	69.2	84.3	73.9	72.8	85.5	77.4
Llama3-70B	77.7	74.5	84.1	73.2	81.2	87.4	94.8	89.8	85.2	87.9	88.5
Gemini-pro	73.8	70.6	65.1	59.1	75.2	79.8	90.8	85.8	80.7	81.5	84.7
GPT-4	78.4	77.8	88.9	77.2	77.9	82.1	95.1	94.8	82.6	92.5	94.0
<i>Baselines with MedGraphRAG</i>											
Llama2-13B	64.1	61.2	65.5	51.4	73.2	68.4	76.5	67.2	56.0	67.3	69.5
Llama2-70B	69.3	68.6	69.2	58.7	76.0	73.3	88.6	84.5	68.9	76.0	77.3
Llama3-8B	79.9	77.6	74.2	61.6	77.8	89.2	95.4	91.6	85.9	89.3	89.7
Llama3-70B	81.2	79.2	88.4	79.1	83.8	91.4	96.5	93.2	89.8	91.0	94.1
Gemini-pro	79.2	76.4	71.8	62.0	76.2	86.3	92.9	89.7	85.0	87.1	89.3
GPT-4	86.5	83.4	91.3	81.5	83.3	91.5	98.1	95.8	93.2	98.5	96.4

Table 2: Human evaluation on MedQA and Diverse-Health samples.

Data	Methods	Pert.	Cor.	CP	CR	Und.
MultiMedQA	INLINE	91	88	80	74	85
	ATTR.FIRST	93	91	86	77	93
	MIRAGE	95	90	84	75	91
	MedGrapgRAG	97	94	92	86	95
Diverse Health	INLINE	95	84	78	71	81
	ATTR.FIRST	96	91	81	78	85
	MIRAGE	97	89	83	76	87
	MedGrapgRAG	97	96	89	84	93

assessing responses across five dimensions: *pertinence* (Pert.), *correctness* (Cor.), *citation precision* (CP), *citation recall* (CR), and *understandability* (Und.). As shown in Table 2, MedGraphRAG consistently received higher ratings across all metrics. Notably, it showed a significant advantage in CP, CR and Und., indicating that its responses were more often backed by accurate sources and were easier to understand, even for laypersons, thanks to evidence-backed responses and clear explanations of complex medical terms.

Case Study We compare the responses from GraphRAG and MedGraphRAG for a complex case involving patients with both chronic obstructive

pulmonary disease (COPD) and heart failure (left plot). GraphRAG suggested general COPD treatments like bronchodilators and pulmonary rehabilitation but overlooked that certain bronchodilators may worsen heart failure symptoms. In contrast, MedGraphRAG provided a more comprehensive answer by recommending cardioselective beta-blockers—such as bisoprolol or metoprolol—that safely manage both conditions without adverse effects. As we can see from the graph abstracted, this superiority stems from MedGraphRAG’s architecture, where entities are directly linked to key information in references, allowing retrieval of specific evidence. Conversely, GraphRAG struggles to retrieve specific information since its reference and user data are intertwined within the same layer of the graph, which leads to missing key information under the same number of nearest neighbors. And its retrieval based purely on graph summaries results in a lack of detailed insights.

Table 3: An ablation study of MedGraphRAG, starting from GraphRAG, evaluated using accuracy (%) on Q&A datasets.

	MedQA	PubMedQA	MedMCQA
GraphRAG	88.9	77.9	77.2
+Med-MetaGraph	90.4	78.5	78.1
+Triple Graph Construction	91.1	81.8	80.9
+U-Retrieval (MedGraphRAG)	91.3	83.3	81.5

3.4 Analysis

3.4.1 Ablation Study based on GraphRAG

We conducted a comprehensive ablation study to validate the effectiveness of our proposed modules, with the results presented in Table 3. Starting with GraphRAG (Hu et al., 2024) as the baseline, we incrementally incorporated our unique components, including the Med-MetaGraph implementation (entity structure, semantic document chunking, etc.), Triple Graph Construction, and U-Retrieval. Notably, both experiments were conducted on the same RAG dataset, eliminating data-related improvements. The results show a gradual performance improvement as more of our modules are added, with significant gains observed when replacing GraphRAG graph construction with our Triple Graph Construction. Additionally, by replacing the summary-based retrieval(Edge et al., 2024b) in GraphRAG with our U-Retrieval method, we achieved further improvements, setting new state-of-the-art results across all three benchmarks.

3.4.2 Which is important? Data or Method

To assess the individual effects of external RAG data and retrieval technologies, we conducted experiments comparing retrieval methods: RAG, GraphRAG, and MedGraphRAG under two settings: (1) retrieving each tier of data separately (bar chart in Fig. 3), and (2) incrementally adding all three tiers (line chart in Fig. 3). The results show that both the data and the right retrieval method must work together to unlock the full potential. When retrieving data by standard RAG, Med-Paper data individually improves performance by less than 2%, and Med-Dictionary data by less than 1%. Accumulating three tier data also leads to mediocre improvements. GraphRAG shows improvement in retrieving individual data but has minimal gains when incrementally adding more data, likely due to superficiality from linking trivial entities, as discussed in the previous case study. In contrast, MedGraphRAG efficiently handles the additional data, using its hierarchical structure to clarify relation-

ships and show strong improvements as more data is added. With MedGraphRAG, we see significant improvements of over 6% and 8% for Med-Paper and Med-Dictionary data, respectively, highlighting the importance of the retrieval method in maximizing the impact of the data.

4 Related Work

4.1 LLM for Medicine

Large language models (LLMs) built on Transformer architectures have advanced rapidly, leading to specialized medical LLMs such as BioGPT (Luo et al., 2022), PMC-LLaMA (Wu et al., 2023), BioMedLM (Bolton et al., 2022), and Med-PaLM 2 (Singhal et al., 2023). While many are fine-tuned by large organizations, recent research has focused on cost-efficient, non-fine-tuned approaches, primarily using prompt engineering (Saab et al., 2024; Wang et al., 2023; Savage et al., 2024). RAG, as another non-finetuning approach, is rarely explored for medical applications (Miao et al., 2024; Xiong et al., 2024; Long et al., 2024) and lacks support for evidence-based responses and term explanations required in clinical settings.

4.2 Retrieval-augmented generation

RAG (Lewis et al., 2021) enables models to use specific datasets without additional training, improving response accuracy and reducing hallucinations (Guu et al., 2020). RAG has shown strong results across various tasks, including generating responses with citations (Gao et al., 2023b; Slobodkin et al., 2024; Qi et al., 2024; Nakano et al., 2021; Bohnet et al., 2022; Gao et al., 2023a,c; Schimanski et al., 2024; Zhang et al., 2024). GraphRAG (Hu et al., 2024) further enhances complex reasoning by constructing knowledge graphs, but lacks specific design features for generating attributed responses, and its application in medical specialization remains limited.

5 Conclusion

MedGraphRAG improves the reliability of medical response generation with its graph-based RAG framework, using Triple Graph Construction and U-Retrieval to enhance evidence-based, context-aware responses. Its strong performance on benchmarks and human evaluations shows its ability to ensure accuracy in complex medical reasoning. Future work will focus on real-time data updates and validation on real-world clinical data.

References

- Olivier Bodenreider. 2004. The unified medical language system (umls): integrating biomedical terminology. *Nucleic acids research*, 32(suppl_1):D267–D270.
- Bernd Bohnet, Vinh Q. Tran, Pat Verga, Roei Aharoni, Daniel Andor, Livio Baldini Soares, Massimiliano Ciaramita, Jacob Eisenstein, Kuzman Ganchev, Jonathan Herzig, Kai Hui, Tom Kwiatkowski, Ji Ma, Jianmo Ni, Lierni Sestorain Saralegui, Tal Schuster, William W. Cohen, Michael Collins, Dipanjan Das, Donald Metzler, Slav Petrov, and Kellie Webster. 2022. [Attributed Question Answering: Evaluation and Modeling for Attributed Large Language Models](#).
- Elliot Bolton, David Hall, Michihiro Yasunaga, Tony Lee, Chris Manning, and Percy Liang. 2022. [Biomedlm](#). Stanford Center for Research on Foundation Models.
- Enyan Dai, Yiwei Sun, and Suhang Wang. 2020. GINGER cannot cure cancer: Battling fake health news with a comprehensive data repository. *arXiv preprint arXiv:2002.00837*.
- Darren Edge, Ha Trinh, Newman Cheng, Joshua Bradley, Alex Chao, Apurva Mody, Steven Truitt, and Jonathan Larson. 2024a. From local to global: A graph rag approach to query-focused summarization. *arXiv preprint arXiv:2404.16130*.
- Darren Edge, Ha Trinh, Newman Cheng, Joshua Bradley, Alex Chao, Apurva Mody, Steven Truitt, and Jonathan Larson. 2024b. [From Local to Global: A Graph RAG Approach to Query-Focused Summarization](#). *arXiv preprint*. ArXiv:2404.16130 [cs].
- Luyu Gao, Zhuyun Dai, Panupong Pasupat, Anthony Chen, Arun Tejasvi Chaganty, Yicheng Fan, Vincent Zhao, Ni Lao, Hongrae Lee, Da-Cheng Juan, and Kelvin Guu. 2023a. [RARR: Researching and Revising What Language Models Say, Using Language Models](#). In *Proceedings of the 61st Annual Meeting of the Association for Computational Linguistics (Volume 1: Long Papers)*, pages 16477–16508, Toronto, Canada. Association for Computational Linguistics.
- Tianyu Gao, Howard Yen, Jiatong Yu, and Danqi Chen. 2023b. Enabling large language models to generate text with citations. *arXiv preprint arXiv:2305.14627*.
- Tianyu Gao, Howard Yen, Jiatong Yu, and Danqi Chen. 2023c. [Enabling Large Language Models to Generate Text with Citations](#). In *Proceedings of the 2023 Conference on Empirical Methods in Natural Language Processing*, pages 6465–6488, Singapore. Association for Computational Linguistics.
- Yunfan Gao, Yun Xiong, Xinyu Gao, Kangxiang Jia, Jinliu Pan, Yuxi Bi, Yi Dai, Jiawei Sun, and Haofen Wang. 2023d. Retrieval-augmented generation for large language models: A survey. *arXiv preprint arXiv:2312.10997*.
- Kelvin Guu, Kenton Lee, Zora Tung, Panupong Pasupat, and Ming-Wei Chang. 2020. [REALM: Retrieval-Augmented Language Model Pre-Training](#). *arXiv preprint*. ArXiv:2002.08909 [cs].
- Ali Hadi, Edward Tran, Branavan Nagarajan, and Amrit Kirpalani. 2024. Evaluation of chatgpt as a diagnostic tool for medical learners and clinicians. *Plos one*, 19(7):e0307383.
- Dan Hendrycks, Collin Burns, Steven Basart, Andy Zou, Mantas Mazeika, Dawn Song, and Jacob Steinhardt. 2020. Measuring massive multitask language understanding. *arXiv preprint arXiv:2009.03300*.
- Yuntong Hu, Zhihan Lei, Zheng Zhang, Bo Pan, Chen Ling, and Liang Zhao. 2024. [GRAG: Graph Retrieval-Augmented Generation](#). *arXiv preprint*. ArXiv:2405.16506 [cs].
- Di Jin, Eileen Pan, Nassim Oufattole, Wei-Hung Weng, Hanyi Fang, and Peter Szolovits. 2021. What disease does this patient have? a large-scale open domain question answering dataset from medical exams. *Applied Sciences*, 11(14):6421.
- Qiao Jin, Bhuwan Dhingra, Zhengping Liu, William W Cohen, and Xinghua Lu. 2019. Pubmedqa: A dataset for biomedical research question answering. *arXiv preprint arXiv:1909.06146*.
- Alistair EW Johnson, Lucas Bulgarelli, Lu Shen, Alvin Gayles, Ayad Shammout, Steven Horng, Tom J Pollard, Sicheng Hao, Benjamin Moody, Brian Gow, et al. 2023. MIMIC-IV, a freely accessible electronic health record dataset. *Scientific data*, 10(1):1.
- Neema Kotonya and Francesca Toni. 2020. Explainable automated fact-checking for public health claims. *arXiv preprint arXiv:2010.09926*.
- langchain. 2024. Enhancing rag-based application accuracy by constructing and leveraging knowledge graphs. <https://blog.langchain.dev/enhancing-rag-based-applications-accuracy-by-constructing-and-leveraging-knowledge-graphs/>.
- Patrick Lewis, Ethan Perez, Aleksandra Piktus, Fabio Petroni, Vladimir Karpukhin, Naman Goyal, Heinrich K ttler, Mike Lewis, Wen-tau Yih, Tim Rockt schel, Sebastian Riedel, and Douwe Kiela. 2021. [Retrieval-Augmented Generation for Knowledge-Intensive NLP Tasks](#). *arXiv preprint*. ArXiv:2005.11401 [cs].
- Junyou Li, Qin Zhang, Yangbin Yu, Qiang Fu, and Deheng Ye. 2024. [More agents is all you need](#). *Preprint*, arXiv:2402.05120.
- Cui Long, Yongbin Liu, Chunping Ouyang, and Ying Yu. 2024. Bailicai: A domain-optimized retrieval-augmented generation framework for medical applications. *arXiv preprint arXiv:2407.21055*.

- Renqian Luo, Liai Sun, Yingce Xia, Tao Qin, Sheng Zhang, Hoifung Poon, and Tie-Yan Liu. 2022. Biogpt: generative pre-trained transformer for biomedical text generation and mining. *Briefings in bioinformatics*, 23(6):bbac409.
- Jing Miao, Charat Thongprayoon, Supawadee Supadungsuk, Oscar A Garcia Valencia, and Wisit Cheungpasitporn. 2024. Integrating retrieval-augmented generation with large language models in nephrology: advancing practical applications. *Medicina*, 60(3):445.
- microsoft. 2024. Microsoft azure graphrag. <https://github.com/Azure-Samples/graphrag-accelerator?tab=readme-ov-file>.
- Reiichiro Nakano, Jacob Hilton, Suchir Balaji, Jeff Wu, Long Ouyang, Christina Kim, Christopher Hesse, Shantanu Jain, Vineet Kosaraju, William Saunders, Xu Jiang, Karl Cobbe, Tyna Eloundou, Gretchen Krueger, Kevin Button, Matthew Knight, Benjamin Chess, and John Schulman. 2021. *WebGPT: Browser-assisted question-answering with human feedback*.
- OpenAI. 2023a. *Gpt-4 technical report*. Preprint, arXiv:2303.08774.
- OpenAI. 2023b. Openai. introducing chatgpt. <https://openai.com/blog/chatgpt/>.
- Ankit Pal, Logesh Kumar Umapathi, and Malaikanan Sankarasubbu. 2022. Medmcqa: A large-scale multi-subject multi-choice dataset for medical domain question answering. In *Conference on health, inference, and learning*, pages 248–260. PMLR.
- Jirui Qi, Gabriele Sarti, Raquel Fernández, and Arianna Bisazza. 2024. Model internals-based answer attribution for trustworthy retrieval-augmented generation. *arXiv preprint arXiv:2406.13663*.
- Khaled Saab, Tao Tu, Wei-Hung Weng, Ryutaro Tanno, David Stutz, Ellery Wulczyn, Fan Zhang, Tim Strother, Chunjong Park, Elahe Vedadi, et al. 2024. Capabilities of gemini models in medicine. *arXiv preprint arXiv:2404.18416*.
- Thomas Savage, Ashwin Nayak, Robert Gallo, Ekanath Rangan, and Jonathan H Chen. 2024. Diagnostic reasoning prompts reveal the potential for large language model interpretability in medicine. *NPJ Digital Medicine*, 7(1):20.
- Tobias Schimanski, Jingwei Ni, Mathias Kraus, Elliott Ash, and Markus Leippold. 2024. *Towards Faithful and Robust LLM Specialists for Evidence-Based Question-Answering*. In *Proceedings of the 62nd Annual Meeting of the Association for Computational Linguistics (Volume 1: Long Papers)*, pages 1913–1931, Bangkok, Thailand. Association for Computational Linguistics.
- Karan Singhal, Tao Tu, Juraj Gottweis, Rory Sayres, Ellery Wulczyn, Le Hou, Kevin Clark, Stephen Pfohl, Heather Cole-Lewis, Darlene Neal, et al. 2023. Towards expert-level medical question answering with large language models. *arXiv preprint arXiv:2305.09617*.
- Aviv Slobodkin, Eran Hirsch, Arie Cattan, Tal Schuster, and Ido Dagan. 2024. Attribute first, then generate: Locally-attributable grounded text generation. *arXiv preprint arXiv:2403.17104*.
- Gemini Team, Rohan Anil, Sebastian Borgeaud, Yonghui Wu, Jean-Baptiste Alayrac, Jiahui Yu, Radu Soricut, Johan Schalkwyk, Andrew M Dai, Anja Hauth, et al. 2023. Gemini: a family of highly capable multimodal models. *arXiv preprint arXiv:2312.11805*.
- Hugo Touvron, Thibaut Lavril, Gautier Izacard, Xavier Martinet, Marie-Anne Lachaux, Timothée Lacroix, Baptiste Rozière, Naman Goyal, Eric Hambro, Faisal Azhar, Aurelien Rodriguez, Armand Joulin, Edouard Grave, and Guillaume Lample. 2023. *LLaMA: Open and Efficient Foundation Language Models*. *arXiv preprint*. ArXiv:2302.13971 [cs].
- Jiaqi Wang, Enze Shi, Sigang Yu, Zihao Wu, Chong Ma, Haixing Dai, Qiushi Yang, Yanqing Kang, Jinru Wu, Huawei Hu, et al. 2023. Prompt engineering for healthcare: Methodologies and applications. *arXiv preprint arXiv:2304.14670*.
- Christopher YK Williams, Brenda Y Miao, Aaron E Kornblith, and Atul J Butte. 2024. Evaluating the use of large language models to provide clinical recommendations in the emergency department. *Nature Communications*, 15(1):8236.
- Chaoyi Wu, Weixiong Lin, Xiaoman Zhang, Ya Zhang, Yanfeng Wang, and Weidi Xie. 2023. *PMC-LLaMA: Towards Building Open-source Language Models for Medicine*. *arXiv preprint*. ArXiv:2304.14454 [cs].
- Yunfei Xie, Juncheng Wu, Haoqin Tu, Siwei Yang, Bingchen Zhao, Yongshuo Zong, Qiao Jin, Cihang Xie, and Yuyin Zhou. 2024. A preliminary study of o1 in medicine: Are we closer to an ai doctor? *arXiv preprint arXiv:2409.15277*.
- Guangzhi Xiong, Qiao Jin, Zhiyong Lu, and Aidong Zhang. 2024. Benchmarking retrieval-augmented generation for medicine. *arXiv preprint arXiv:2402.13178*.
- Jiajie Zhang, Yushi Bai, Xin Lv, Wanjuan Gu, Danqing Liu, Minhao Zou, Shulin Cao, Lei Hou, Yuxiao Dong, Ling Feng, et al. 2024. Longcite: Enabling llms to generate fine-grained citations in long-context qa. *arXiv e-prints*, pages arXiv–2409.