

A Logical Fallacy-Informed Framework for Argument Generation

Luca Mouchel, Debjit Paul, Shaobo Cui, Robert West, Antoine Bosselut and Boi Faltings

EPFL, Switzerland

{firstname.lastname}@epfl.ch

Abstract

Despite the remarkable performance of Large Language Models (LLMs), they still struggle with generating logically sound arguments, resulting in potential risks such as spreading misinformation. An important factor contributing to LLMs' suboptimal performance in generating coherent arguments is their oversight of logical fallacies. To address this issue, we introduce FIPO, a fallacy-informed framework that leverages preference optimization methods to steer LLMs toward logically sound arguments. FIPO includes a classification loss, to capture the fine-grained information on fallacy categories. Our results on argumentation datasets show that our method reduces the fallacy errors by up to 17.5%. Furthermore, our human evaluation results indicate that the quality of the generated arguments by our method significantly outperforms the fine-tuned baselines, as well as prior preference optimization methods, such as DPO. These findings highlight the importance of ensuring models are aware of logical fallacies for effective argument generation.¹

1 Introduction

Argument generation is crucial in daily life and has many online and offline applications. For instance, legislative bodies often use persuasive arguments to ensure votes for bills to pass. However, generating logically coherent arguments is a challenging task and requires an appropriate combination of *reliable evidence* and *effective logical reasoning* (Walton et al., 2008; Wachsmuth et al., 2017). Humans are prone to misconstruing logical argumentation in the real world and often unknowingly adopt flawed reasoning in discussions and decision-making processes (Evans, 2002). Similar to humans, Large Language Models (LLMs) have demonstrated limitations in their logical reasoning

¹Our code is available at github.com/lucamouchel/Logical-Fallacies

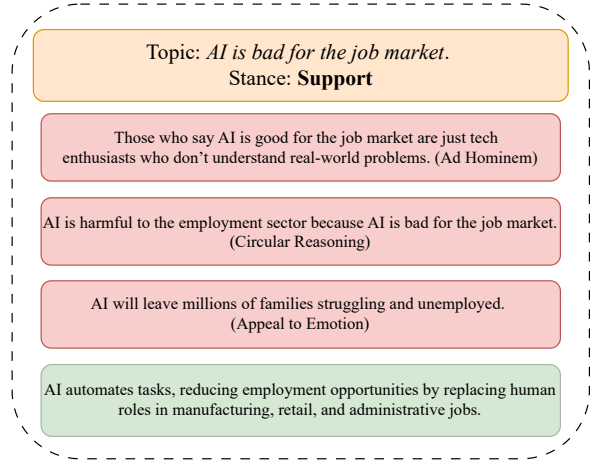


Figure 1: Examples of **fallacious** and **valid** arguments.

capabilities, suffering from logical inconsistencies (Chen et al., 2023b; Jin et al., 2022; Sourati et al., 2023) and producing logically incorrect arguments (Chen et al., 2023a).

In this work, we hypothesize that LLMs generate logically incorrect arguments because they lack an understanding of logical fallacies. A logical fallacy is an error in reasoning that undermines the validity of an argument (Tindale, 2007). For example, "*I've never had the flu because I take my vitamins every day.*" is an instance of a *false causality* fallacy. In our pioneer study, we generate 100 arguments on different topics with ChatGPT and find that 21% of the arguments contain fallacies. We observe that several types of logical fallacy arguments, including *false causality*, *faulty generalization* or *circular reasoning* are commonly generated by different LLMs (such as Llama-2 or Mistral). An example of fallacies is shown in Figure 1.

Our study explores the relationship between logical fallacy understanding and argument generation. We view models generating logically coherent arguments as a logical alignment problem, i.e., aligning the model responses (arguments) to the given topic and stance. Recent methods, such as Reinforce-

ment Learning with Human or AI feedback, have been shown to bridge the “alignment gap” between the model responses and the human preference (Lee et al., 2023). These methods help steer models to prefer one response over another based on feedback signals from another (preference) model. However, LLMs fine-tuned with RLHF can still generate arguments that are logically fallacious - e.g. making arguments that sound convincing but are untrue. Hence, to train models to prefer logically correct arguments, it is important to have reliable and diverse error scenarios as training examples. To address this issue, we define 13 categories of logical fallacy errors, drawing inspirations from the history of logic and logical fallacies (Aristotle, 2006; Russell, 2013). We then use ChatGPT to collect 7,872 fallacy arguments spanning different fallacy categories to train a preference model.

We first propose to use existing preference optimization methods to instill the ability to generate logically correct arguments. Specifically, we use DPO (Rafailov et al., 2023), PPO (Schulman et al., 2017), KTO (Ethayarajh et al., 2024), and CPO (Xu et al., 2024) on our preference dataset to learn these abilities. These fallacy-informed models demonstrate a notable improvement in argument quality, achieving a higher win-rate (i.e., the proportion of wins over the baseline in terms of argument quality) and reducing the fallacy-rate (i.e., the proportion of fallacies generated) by 8.5%.

However, we hypothesize that models can benefit from additional fine-grained information about logical fallacies. We introduce **Fallacy-Informed Preference Optimization (FIPO)** that combines the original preference optimization loss with a classification loss in the form of a weighted cross-entropy loss, which penalizes the policy more when fallacies are incorrectly classified during the training phase. We observe FIPO outperforms the SFT baselines by reducing the *fallacy-rate* from 34.5% to 17% for Llama-2 (7B) and from 32.5% to 19.5% for Mistral (7B). FIPO also outperforms the best preference optimization method (PPO-Llama 2 and KTO-Mistral) by producing 9% and 8.25% fewer logical fallacy errors respectively. Additionally, our human evaluation results show that FIPO generates higher-quality arguments than the baseline. FIPO also performs well on out-of-domain scenarios, indicating its ability to generalize to unseen topics. These findings underscore the importance of making models explicitly aware of logical fallacies for argument generation.

2 Related Work

Logical Fallacies. Logical fallacies are errors in reasoning that can undermine the validity of an argument (Tindale, 2007). In argumentative discourse, identifying fallacies is crucial to measure the quality of argumentation (Wachsmuth et al., 2017; Nakpih and Santini, 2020). In particular, identifying fallacies can be useful for disinformation detection systems and critical thinking tools. Prior works have shown that LLMs struggle to classify logical fallacies, with the F1 scores being around 66% and merely reaching 27% during transfer learning (Jin et al., 2022; Sourati et al., 2023). More recently, however, Li et al. (2024) demonstrated GPT-4’s ability to identify and classify fallacies, achieving over 86% of accuracy in both tasks. Nevertheless, previous works have not explored how a nuanced understanding of logical fallacies might influence argument generation.

Argument Generation. Argument generation is an important task in natural language processing that requires generating coherent and persuasive arguments on a given topic. Existing argument generation frameworks have made significant strides: Hua and Wang (2018) introduced a generator that generates arguments from key phrases, followed by a separate decoder to produce the final argument text. Hua et al. (2019) developed Candela, a style-controlling counter-argument generation framework. Schiller et al. (2021) presented ArgCTRL a model that uses control codes for topic, stance, and aspect in sentence-level argument generation. More recently, Saha and Srihari (2023) introduced an argument generator for factual arguments across a limited set of topics. Despite these advances, no study has yet addressed generating arguments from the lens of logical fallacies.

Data Generation and Automatic Evaluation with LLMs. The employment of LLMs like ChatGPT in data generation is supported by their proven effectiveness in a broad spectrum of text generation tasks, including the creation of instructional and relational datasets (Peng et al., 2023; Sun et al., 2023; Wang et al., 2023; Shao et al., 2023; Chia et al., 2022). Notably, Schick and Schütze (2021) have demonstrated the utility of LLMs in producing datasets that significantly enhance the training of smaller models. With respect to evaluating automatically generated text, Liu et al. (2023) show that traditional reference-based metrics such

as BLEU (Papineni et al., 2002) and ROUGE (Lin, 2004) are inadequate for tasks requiring high creativity and diversity. Motivated by this, we prioritize GPT-4’s automated evaluation capabilities to directly assess the effectiveness of our alignment methods within the preference dataset. As Li et al. (2024) demonstrated GPT-4’s ability to identify and classify logical fallacies, we use it as a judge to identify fallacies in arguments.

3 Problem Formulation

In this work, we address the argument generation task, where a model needs to generate a logically correct argument given a topic and a stance. We denote a dataset as $\mathcal{D} = \{x^{(i)}, y_w^{(i)}\}_{i=1}^N$, in which x is the input topic and the stance (either supporting or countering), and y_w is the argument. N is the number of instances. One naive approach to address the problem of logical argument generation is prompting LLMs. We use GPT-3.5, Llama-2 (7B), and Mistral (7B) in the zero-shot setting on a set of 100 topics. We also implement a Retrieval Augmented Generation (RAG) model on top of Llama-2 using the wiki-dpr database (Karpukhin et al., 2020). A short description and example are provided in Appendix C.2.

Observations. In Table 1, we report the performance of all the models in argument generation. We use GPT-4 to assess the logical fallacies of the generated arguments. Among the models evaluated, ChatGPT demonstrated the best performance; however, it still generates arguments containing logical fallacy errors in 21% of the cases. Further, we also observe that open-source models generate higher rates of fallacious arguments. The detailed distributions of the fallacy types across the different approaches in the zero-shot setting are discussed in Table 5.

Model	ChatGPT	Llama-2	Mistral	Llama-2-RAG
% of fallacies	21	55	38	37
% of non-fallacies	79	45	62	63

Table 1: Distribution of fallacy and non-fallacy arguments generated using different models.

While models like ChatGPT offer the potential to assist in generating arguments across a wide variety of topics, the presence of fallacies within these arguments persists.

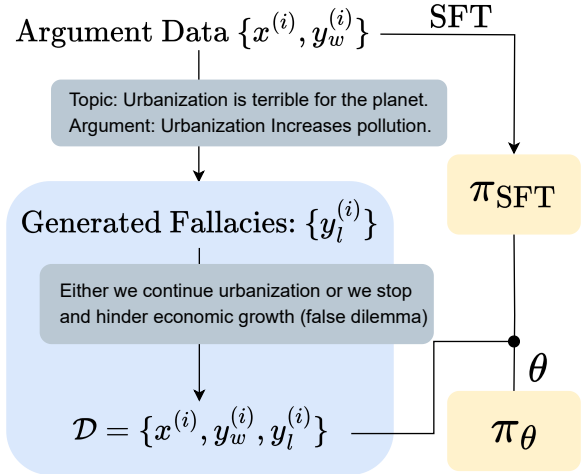


Figure 2: Overview of our framework. It first creates a preference dataset using ChatGPT by generating fallacies, and then aligns policies obtained after the SFT phase using various methods represented by θ , including θ is one of DPO, PPO, CPO, KTO and our proposed FIPO.

4 Methodology

To address the problem of generating fallacy-free and logically sound arguments, we propose using preference learning methods to generate arguments that are logically aligned with the given topic and stance. This involves making models aware of various logical fallacies and teaching them to generate logically correct arguments, by rewarding valid arguments and rejecting dispreferred samples.

The process of preference learning typically involves three main steps: (i) supervised fine-tuning (SFT) step (Section 4.1), (ii) preference data collection step (Section 4.2), (iii) reinforcement learning step (Section 4.3). In Section 4.4, we introduce our method (FIPO), which introduces fine-grained information about fallacies in the alignment process. A comprehensive overview of the methodology is presented in Figure 2. To justify our current design and methodology, we perform an ablation study with different training approaches, described in Appendix E. The results show that our design achieves the best results.

4.1 Supervised Fine-Tuning

We begin by fine-tuning a pre-trained language model (β) on the argumentation dataset \mathcal{D} and use maximum likelihood estimation to obtain a model π_{SFT} .

$$\mathcal{L}_{\text{SFT}}(\pi_{\beta}) = -\mathbb{E}_{(x, y_w) \sim \mathcal{D}} [\log(\pi_{\beta}(y_w|x))] \quad (1)$$

4.2 Preference Data Collection

Conventionally, after the SFT phase, π_{SFT} is prompted with input x to produce pairs of outputs $(y_1, y_2) \sim \pi_{\text{SFT}}(y|x)$, which are then presented to human annotators to rank as preferred and dispreferred responses. However, our objective is to reduce logical fallacy errors in the model’s outputs. Therefore, it is essential to include a diverse range of fallacy types in the preference data, as these may not be sufficiently represented in the model’s outputs.

Drawing inspirations from the history of logic and logical fallacies (Aristotle, 2006; Russell, 2013), we define 13 categories of logical fallacy errors (see Figure 3). However, there are two key challenges: (i) determining the appropriate distribution of logical fallacy errors in the preference data, and (ii) automatically collecting such fallacy arguments.

To address the first concern, we follow the LOGIC dataset Jin et al. (2022), which was carefully curated through extensive web crawling and data collection from diverse online sources. This dataset reflects the distribution of fallacies in real-world scenarios, providing a realistic foundation for mitigating fallacies in everyday argumentative discourse.

For the second concern, we collect fallacy arguments using ChatGPT, following the distribution of fallacies in (Jin et al., 2022). To ensure arguments generated by ChatGPT are indeed fallacies, we provide a definition of the specific fallacy being generated as well as examples of that fallacy type. To populate our preference dataset and ensure it spans across the most types of fallacies, We generate four fallacious arguments with different fallacy types for each instance $x^{(i)}$. To emphasize certain fallacy types more than others, we sample the fallacy types to generate according to the LOGIC dataset (Jin et al. (2022), Figure 3).

The original dataset \mathcal{D} is now augmented with fallacies, denoted as y_l , and we define the training dataset as $\mathcal{D}' = \{x^{(i)}, y_w^{(i)}, y_l^{(i)}, k^{(i)}\}_{i=1}^M$, where we have M pairs of preferred (y_w) and dispreferred (y_l) samples, with $k^{(i)}$ being the fallacy type of the dispreferred argument $y_l^{(i)}$. The test set is not augmented with fallacies, as we use only the topics and stance $x^{(j)}$ at inference time to evaluate the quality and logical soundness of the arguments generated with respect to the topic and stance. More details on the generations and our prompt designs for Chat-

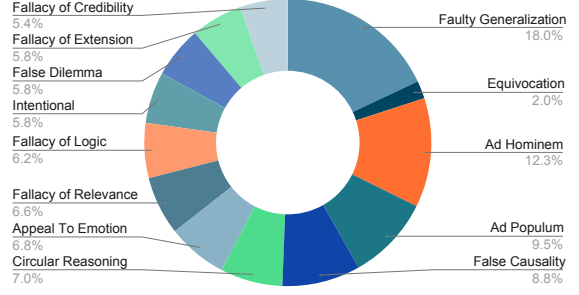


Figure 3: Distribution of different fallacy types according to the LOGIC dataset (Jin et al., 2022), based on which we generate the negative preference data.

GPT is presented in Appendix A.1. Finally, our augmented fallacy argument dataset consists of the train-test split shown in Table 2.

	# Train	# Test
EXPLAGRAPHS data	1,968	400
Generated Fallacies	7,872	-
Total	7,872	400

Table 2: Train-Test split of our augmented preference dataset. For each original sample y_w , we generate four fallacy arguments, as described in Section 4.2. For the test set, we only use the topics and corresponding stances at inference time to generate arguments.

4.3 Reinforcement Learning Phase

Following the preference data collection phase, we refine and optimize the SFT policy (π_{SFT}) based on the trained reward model (explicit feedback) or the preference data (implicit feedback). In this work, we use four different learning algorithms: PPO, DPO, KTO, and CPO to mitigate the logical fallacy errors. Among these algorithms only PPO requires explicit feedback from a trained reward model. For the other methods, we apply the preference optimization methods directly by using π_{SFT} as a reference model, and the preference data \mathcal{D}' .

Explicit Reward Modelling. We use the dataset \mathcal{D}' to train the Electra model (Clark et al., 2020) to learn to predict reward values.

Implicit Reward Modeling. Methods like DPO, KTO, and CPO employ contrastive loss to derive implicit rewards from preference datasets. Note that CPO (Xu et al., 2024) is a reference-free method that does not require a reference policy.

A detailed description of the different methods is provided in Appendix B.

4.4 Fallacy-Informed Preference Optimization (FIPO)

Despite the reinforcement learning fine-tuning, models persistently generate specific types of logical fallacies, particularly *faulty generalization* and *false causality* arguments (Table 3). This can be attributed to the fact that the models do not explicitly learn about the fallacy types. Hence, we propose a fallacy-informed preference optimization method. This is achieved by attaching a classification head on top of the generative model, which calculates a weighted cross-entropy loss for the preferred and dispreferred samples. Recall $\mathcal{D}' = \{x^{(i)}, y_w^{(i)}, y_l^{(i)}, k^{(i)}\}$ where $k \in [1, 13]$ is the fallacy type. We also label the preferred samples y_w as class 0, 'Not a Fallacy'. Secondly, after a forward pass through the language model, we extract the hidden state from the last layer, denoted as $\pi_\theta(y|x)^L$, where L represents the number of layers in the base models. This hidden state is then fed into the classification head. The resulting output defines the probability of each fallacy type k :

$$p_k(\pi_\theta(y|x)^L) = \text{Softmax}(W\pi_\theta(y|x)^L + b)_k \quad (2)$$

where W is the linear layer's weight matrix, and b is the corresponding bias term. To avoid penalizing the model equally for misclassifying different types of fallacies, we propose to guide the model to prioritize the most frequent fallacy types. This approach ensures that the model accurately identifies common fallacies, aligning its learning process with the real-world distribution (Figure 3). Hence, we define the weight w_k for each fallacy type k as its frequency in \mathcal{D}' :

$$w_k = \frac{1}{|\mathcal{D}'|} \sum_{i=1}^{|\mathcal{D}'|} \mathbb{1}_{k^{(i)}=k} \quad (3)$$

where $\mathbb{1}$ is the indicator function. The **Fallacy-Informed** loss \mathcal{L}_{FI} is defined as a weighted cross-entropy loss:

$$\mathcal{L}_{\text{FI}} = -\mathbb{E}_{(x, y_w, y_l, k) \sim \mathcal{D}'} \left[w_0 \log p_0(\pi_\theta(y_w|x)^L) + w_k \log p_k(\pi_\theta(y_l|x)^L) \right] \quad (4)$$

where w_0 is the minimum frequency of all of these fallacy types, which is designed to let the policy

focus more on the fallacies in the dispreferred samples rather than the non-fallacy samples during the preference optimization process.

The resulting loss function, termed **Fallacy Informed Preference Optimization** loss, combines the loss from the preference optimization with our classification loss (\mathcal{L}_{FI}). In our work, CPO (Xu et al., 2024) is the method with which we combine our loss. The resulting loss is:

$$\mathcal{L}_{\text{FIPO}} = \mathcal{L}_{\text{CPO}} + \lambda \mathcal{L}_{\text{FI}} \quad (5)$$

where λ is a weighting parameter to adjust the fallacy-informed loss with respect to the preference optimization loss. A more detailed description of $\mathcal{L}_{\text{FIPO}}$ is described in Appendix F.

5 Experimental Setup

We denote π_{SFT} and π_θ as the policies obtained after the SFT phase and the aligned policy respectively. π_θ is aligned using method θ which is one of PPO (Schulman et al., 2017), DPO (Rafailov et al., 2023), CPO (Xu et al., 2024), KTO (Ethayarajh et al., 2024) and FIPO.

5.1 Datasets

We evaluate argument generation based on the EXPLAGRAPHS dataset (Saha et al., 2021) where samples contain a *Topic*, a *Stance*, and an *Argument*, spanning across a wide range of topics such as: *Cannabis should be legalized* or *The government controls people's money*. We augment this dataset using ChatGPT by generating equivalent arguments in the form of fallacies using the distribution of the LOGIC dataset (Jin et al., 2022), as described in Section 4.2 and depicted in Figure 2. Our final dataset size is given by Table 2. We also perform out-of-domain analysis on a subset of samples from the Debatepedia dataset, extracted from (Cabrio and Villata, 2012).

5.2 Settings

Base Models. We use Llama-2 (7B) (Touvron et al., 2023) and Mistral (7B) (Jiang et al., 2023) as our base models. For each alignment method, we leverage Low-Rank Adaptation (LoRA) (Hu et al., 2021), which is a Parameter Efficient Fine-Tuning method (Xu et al., 2023) that decomposes a large matrix into two smaller low-rank matrices in the attention layers. This drastically reduces the number of parameters that need to be fine-tuned. We reduce the number of trainable parameters down to 8.3M

out of 7B ($\simeq 0.12\%$). For both base models, we obtain a reference policy π_{SFT} and an aligned policy π_{θ} for every alignment method. More details about training hyperparameters including training and decoding parameters are described in Appendix C.1.

Hyperparameter Selection for FIPO. To optimize our custom loss function, defined in Equation 5, we conduct a series of experiments manipulating the hyperparameter λ (Equation 5) and the weights for the cross-entropy loss (Equation 3). Our initial step involved tuning the weights for the loss function. Given that our dataset consists of n pairs of preferred and dispreferred arguments as logical fallacies, it is crucial to differentiate different fallacy classes. It is thus more suitable to set the weights for each fallacy type as their frequency in the dataset, given by Equation 3 and the weight for the preferred responses as little as possible, which we set as the minimum of all the fallacy frequencies. We also evaluate different settings of λ , testing values of 0.1, 0.3, and 0.6. Our findings indicate that a higher λ effectively reduced the number of fallacies produced by the policies but adversely impacted the argument quality (*win-rate*). Conversely, a λ of 0.1 had minimal impact on improving the *fallacy-rate*. After assessing the trade-offs, we determined that a λ value of 0.3 provided the optimal balance between minimizing fallacies and maintaining a reasonable *win-rate*.

5.3 Evaluation

In this work, we use two metrics to evaluate argument quality, the *win-rate* and the *fallacy-rate*. The *win-rate* is the proportion of instances where one option is superior or more successful compared to another option in a given set of comparisons. We include 3 options for the *win-rate*: win, tie, lose. The *fallacy-rate* is the proportion of fallacies detected in the generated arguments.

Human Evaluation. We conduct a human evaluation to validate the relevance and quality of the generated arguments. We randomly select 200 topics and stances (either supporting or opposing), and a pair of arguments generated by different methods. More concretely, human annotators are requested to perform a comparative study by determining which argument is superior or whether both arguments are equally good or equally bad. Despite the subjective nature of this task, as certain arguments may appeal differently to different individuals, we provide instructions to annotators including selecting the

argument that most clearly addresses the topic and stance. If both arguments meet this criterion, the annotators should select '*tie*'. Refer to Figure 6 for more details. Annotators are recruited from Amazon Mechanical Turk² for this task. We limit our selection to native English speakers residing in the United States. The eligibility criteria for annotators include a HIT approval rate of at least 97% and a minimum of 10,000 approved HITs. We present more details, including the annotating instructions in Appendix C.4.

Automatic Evaluation. We perform a pairwise comparison between the reference π_{SFT} and the policies π_{θ} . For the *win-rates*, we prompt GPT-4 to select which argument is better, as described in Appendix A.2. For the *fallacy-rate* we prompt GPT-4 to detect a fallacy out of all the ones listed in Table 8. We use GPT-4 to compute the *fallacy-rates*, as it performs well in identifying fallacies (Li et al., 2024). A description of the GPT-4 evaluation is detailed in Appendix A.2.

6 Experimental Results

As outlined in Section 5.3, our evaluation of the generated arguments focuses on two primary aspects: (i) pairwise comparison of argument quality between the reference policy π_{SFT} and the aligned policies π_{θ} , detailed in Section 6.1; and (ii) the analysis of *fallacy-rates* and types across different preference optimization methods in Section 6.2.

6.1 Pairwise Comparison of Different Preference Optimization Methods

Each argument sample undergoes a manual and automatic (GPT-4-based) comparative evaluation, whose results are shown in Figure 4 and Table 6. For the human evaluation, each sample receives three assessments. Samples lacking majority consensus among annotators are excluded from further analysis. From the human annotated *win-rates*, depicted in Figure 4, we address the following research questions:

RQ₁: Are preference optimization methods better than SFT? The aligned policies outperform π_{SFT} by several percentage points in terms of *win-rates*, indicating an improvement in overall argument quality. DPO and CPO are the only methods achieving over 40% *win-rates*, demonstrating a better ability to generate arguments. π_{CPO} stands out

²mturk.com

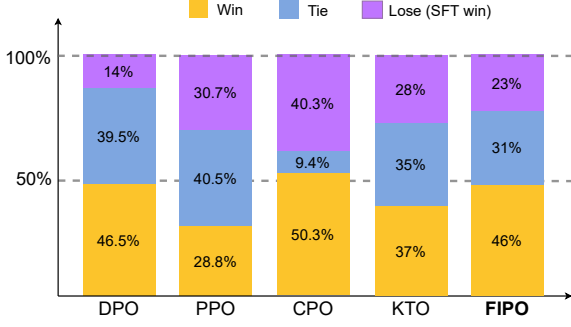


Figure 4: Human evaluation results of arguments generated by all preference optimization strategies using Llama-2 as the base model. The *win-rates* are computed by asking humans which argument is better between the policies’ and the SFT’s responses to a given topic and stance.

as it has the highest percentage of wins (50.3%), followed closely by π_{DPO} (46.5%). Based on these observations, and from the *fallacy-rates* displayed in Table 3 where π_{CPO} produces fewer fallacies compared to π_{DPO} , we select π_{CPO} as the overall best-performing policy.

RQ₂: Does FIPO improve from existing preference models? To further improve the policy, we integrate the fallacy-informed classification loss (Section 4.4) with CPO since it is the best-performing policy for the task at hand. We denote this new policy as π_{FIPO} . Although the *win-rate* of FIPO is slightly lower at 46% compared to CPO’s 50.3%, it is important to note the significant decrease in the SFT *win-rate*—from 40.3% to 23%. This reduction indicates that π_{SFT} wins against π_{FIPO} less frequently, suggesting that π_{FIPO} produces arguments that are more qualitative relative to the baseline. This improvement highlights the benefits of incorporating our loss, as FIPO now yields outcomes that are not only equivalent but often superior to those generated by the SFT policy.

Similar observations are drawn from the automatic win-rate evaluation in Appendix D.2, where GPT-4 served as the judge to evaluate the arguments and only CPO achieved over 50% for both Llama-2 and Mistral, as shown in Table 6.

6.2 Results of Fallacy-Rates and Types

Evaluating text segments to identify logical fallacies poses inherent challenges for humans. Detecting such fallacies demands an extensive understanding of logical principles and argumentative structures. Without a robust grasp of logical fallacies, differentiating between valid and flawed reasoning

becomes difficult. Additionally, personal biases and preconceptions can also cloud judgment, leading to overlooked fallacies or biased interpretations of arguments. We report GPT-4’s evaluations in Table 3. Based on the results, we make the following observations:

RQ₃: Do preference optimization methods mitigate logical fallacy errors? The aligned policies produce fewer fallacies compared to the SFT baseline. Specifically, every alignment method outperforms π_{SFT} by several percentage points for Llama-2. For both Llama-2 and Mistral, DPO is the method which improves the least, and even produces more fallacies than SFT with Mistral, having a lower frequency of *Not a fallacy* arguments. The other methods (PPO, CPO and KTO) consistently outperform SFT and produce fewer fallacies.

RQ₄: Does FIPO further reduce logical fallacy errors? The least fallacy producing policy is π_{FIPO} , achieving 83% of *Not a fallacy* arguments with Llama-2 and 80.5% with Mistral, outperforming the previous best score by 9% for Llama-2 (PPO: 74%) and 8.25% for Mistral (KTO: 72.25%), (Figure 5, Table 3). More specifically, FIPO, based on CPO, beats CPO by 11% and 10.5% for Llama-2 and Mistral, respectively. This highlights the utility of the classification loss, indicating the policies have a better understanding of logical fallacies compared to regular preference optimization.

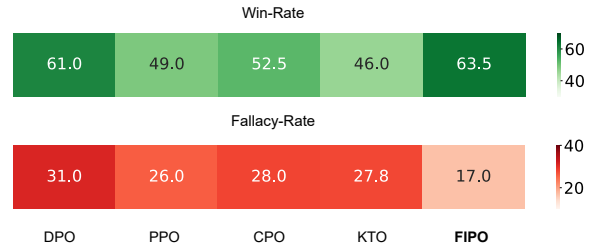


Figure 5: Automatic evaluation of arguments generated by Llama-2 using GPT-4 to assess their logical soundness. The *win-rates* represent the frequency with which the policy outperforms SFT (for example, DPO won 61% of the time). The *fallacy-rate* measures the proportion of the detected fallacies. The best-performing policy is our proposed FIPO method that achieves the lowest *fallacy-rate* (17%) and the highest *win-rate* (63.5%).

RQ₅: What is the most observed fallacy type? The most frequently observed fallacy produced across all of the policies is *Faulty Generalization*. For π_{FIPO} , the occurrence of this fallacy significantly decreases from approximately 20% to 7%, demonstrating that π_{FIPO} effectively integrates the

Fallacy Types	Llama-2 (7B)						Mistral (7B)					
	SFT	DPO	PPO	CPO	KTO	FIPO	SFT	DPO	PPO	CPO	KTO	FIPO
Faulty Generalization	27.5	21	17.5	19.25	21	7	23	24	22.25	22.25	21	9.5
False Causality	2.5	5	4.25	4.75	4.5	3.5	5.25	5.75	5	4	3.5	4
Appeal To Emotion	1	1.25	0.75	1.75	\times	2.5	1.25	1.75	0.25	1.5	1.75	3
Equivocation	1	1	1.25	0.25	0.75	\times	0.75	\times	0.5	0.25	0.25	\times
Fallacy of Relevance	0.5	0.25	0.75	0.25	0.25	\times	\times	0.5	\times	0.75	0.25	0.5
Circular Reasoning	1	\times	1.25	\times	0.75	1.5	0.75	0.25	\times	\times	\times	0.5
Ad Populum	\times	1.25	\times	0.5	\times	\times	0.25	0.25	0.25	1	0.25	1
False Dilemma	1	1.25	\times	1	0.25	2.5	1	1	0.5	0.25	0.75	1
Ad Hominem	\times	\times	0.25	0.25	0.25	\times	0.25	0.25	0.25	\times	\times	0.5
Fallacy-Rate	34.5	31	26	28	27.75	17	32.5	33.75	29	30	27.75	19.5
Not A Fallacy	65.5	69	74	72	72.25	83	67.5	66.25	71	70	72.25	80.5

Table 3: *Fallacy-rates* (in percentages) of each policy, as detected by GPT-4. We omit other fallacy types as none of them were reported by GPT-4. FIPO is the top-performing method, producing the least amount of fallacies.

concept of generalization. An example of this occurrence is illustrated in Table 10. The explanation for this sharp improvement is that since *Faulty Generalization* comprises the largest proportion of fallacies (18%, Figure 3), the weight assigned to this fallacy type in Equation 3 is the largest. Consequently, a higher classification loss is incurred if these fallacies are misclassified, enhancing the policy’s ability to accurately identify and reduce occurrences of *Faulty Generalization*. We also observe that out of the 13 fallacy types, GPT-4 only identifies 9 of these fallacies - never classifying the arguments in the classes: *Fallacy of logic, credibility, extension and intentional*.

6.3 Out-of-Domain Analysis

To showcase the effectiveness of alignment methods in argument generation, we evaluate the *fallacy-rate* and *win-rate* of 100 arguments generated with each policy on a subset of (Cabrio and Villata, 2012). Topics include *Social security should be privatized* or *Airport security profiling is a good idea*. The backbone model for these alignment methods is Llama-2. The results are detailed in Table 4, and we find that π_{FIPO} is the second policy to produce the least amount of fallacies (55%), behind π_{KTO} (56%). Although it is second, it still outperforms all the other policies by several percentage points. We also find that FIPO achieves the highest *win-rate*, winning 62% of the times against π_{SFT} (Table 4).

7 Conclusion

In this work, we investigate the impact of logical fallacies on argument generation and introduce FIPO, a novel framework designed to improve the

Fallacy Types	SFT	DPO	PPO	CPO	KTO	FIPO
Faulty Generalization	17	20	17	24	17	18
False Causality	9	7	6	8	8	5
Appeal To Emotion	7	16	13	13	7	12
Fallacy of Relevance	12	6	6	10	3	\times
Ad Populum	1	4	2	1	1	\times
False Dilemma	6	6	6	4	6	7
Ad Hominem	2	\times	\times	\times	\times	\times
Equivocation	\times	\times	2	1	1	2
Circular Reasoning	4	2	\times	2	1	1
Fallacy-Rate	58	61	52	63	44	45
Not A Fallacy	42	39	48	37	56	55
Win-Rate vs. SFT	-	59	54	43	55	62

Table 4: Fallacies generated by different alignment methods in the out-of-domain setting, detected by GPT-4. We omit the other fallacy types, as none of them were reported as such by GPT-4. We also evaluate the *win-rate* and observe that FIPO achieves the highest one and is the second-best policy at not generating fallacies.

logical soundness of generated arguments by addressing various types of logical fallacies. Both human and automatic evaluations show that our method produces higher-quality arguments compared to the baseline and achieves a significantly lower fallacy rate. These findings underscore the role of including logical fallacies in improving argument generation. Finally, our framework is versatile and can be applied to other text-generation tasks.

Limitations

Although various preference optimization strategies have shown improvement over the SFT baseline in reducing fallacious arguments, the margin remains modest. This may be attributed to several factors: our assumption that the original dataset (Saha et al., 2021) was free of fallacies, the inherent complexity and diversity of fallacies which complicates effective detection, and the variability in model performance, particularly the weaker results from the Mistral model compared to Llama-2. Additionally, the limited size of our dataset and the brevity of arguments present further challenges, as the lack of contextual cues can hinder the models’ ability to identify and avoid fallacies consistently.

Ethics Statement

In this paper, we experiment with existing datasets that are well-acknowledged. Our framework is designed to improve argument generation in LLMs, which have been shown to potentially encode biases about race, gender, and other demographic attributes (Weidinger et al., 2021; Sheng et al., 2020). Since our work does not offer a way to mitigate these biases, models could still possibly reflect the same harmful behaviors. We recommend anyone deploying our model *off-the-shelf* should first check whether the model is harmful towards any protected group, and appropriate mitigation should be taken. Moreover, our annotation task is based on arguments generated by these models, which are complex to evaluate in terms of identifying logical fallacies because of the complex nature of fallacious reasoning. Hence, our task was done with English-speaking AMT workers who were paid adequately for the time it took to solve the tasks.

References

- Aristotle. 2006. *On Sophistical Refutations*. The Internet Classics Archive.
- Steven Bird and Edward Loper. 2004. [NLTK: The natural language toolkit](#). In *Proceedings of the ACL Interactive Poster and Demonstration Sessions*, pages 214–217, Barcelona, Spain. Association for Computational Linguistics.
- Elena Cabrio and Serena Villata. 2012. [Natural language arguments: A combined approach](#). *Frontiers in Artificial Intelligence and Applications*, 242.
- Guizhen Chen, Liying Cheng, Anh Tuan Luu, and Lidong Bing. 2023a. [Exploring the potential of large language models in computational argumentation](#). *ArXiv*, abs/2311.09022.
- Meiqi Chen, Yubo Ma, Kaitao Song, Yixin Cao, Yan Zhang, and Dongsheng Li. 2023b. Learning to teach large language models logical reasoning. *arXiv preprint arXiv:2310.09158*.
- Yew Ken Chia, Lidong Bing, Soujanya Poria, and Luo Si. 2022. [RelationPrompt: Leveraging prompts to generate synthetic data for zero-shot relation triplet extraction](#). In *Findings of the Association for Computational Linguistics: ACL 2022*, pages 45–57, Dublin, Ireland. Association for Computational Linguistics.
- Kevin Clark, Minh-Thang Luong, Quoc V. Le, and Christopher D. Manning. 2020. [ELECTRA: pre-training text encoders as discriminators rather than generators](#). *CoRR*, abs/2003.10555.
- Kawin Ethayarajh, Winnie Xu, Niklas Muennighoff, Dan Jurafsky, and Douwe Kiela. 2024. [Kto: Model alignment as prospect theoretic optimization](#).
- Jonathan St BT Evans. 2002. Logic and human reasoning: an assessment of the deduction paradigm. *Psychological bulletin*, 128(6):978.
- Edward J Hu, Yelong Shen, Phillip Wallis, Zeyuan Allen-Zhu, Yuanzhi Li, Shean Wang, Lu Wang, and Weizhu Chen. 2021. Lora: Low-rank adaptation of large language models. *arXiv preprint arXiv:2106.09685*.
- Xinyu Hua, Zhe Hu, and Lu Wang. 2019. [Argument generation with retrieval, planning, and realization](#). In *Proceedings of the 57th Annual Meeting of the Association for Computational Linguistics*, pages 2661–2672, Florence, Italy. Association for Computational Linguistics.
- Xinyu Hua and Lu Wang. 2018. [Neural argument generation augmented with externally retrieved evidence](#). In *Proceedings of the 56th Annual Meeting of the Association for Computational Linguistics (Volume 1: Long Papers)*, pages 219–230, Melbourne, Australia. Association for Computational Linguistics.
- Albert Q Jiang, Alexandre Sablayrolles, Arthur Mensch, Chris Bamford, Devendra Singh Chaplot, Diego de las Casas, Florian Bressand, Gianna Lengyel, Guillaume Lample, Lucile Saulnier, et al. 2023. Mistral 7b. *arXiv preprint arXiv:2310.06825*.
- Zhijing Jin, Abhinav Lalwani, Tejas Vaidhya, Xiaoyu Shen, Yiwen Ding, Zhiheng Lyu, Mrinmaya Sachan, Rada Mihalcea, and Bernhard Schoelkopf. 2022. [Logical fallacy detection](#). In *Findings of the Association for Computational Linguistics: EMNLP 2022*, pages 7180–7198, Abu Dhabi, United Arab Emirates. Association for Computational Linguistics.

- Vladimir Karpukhin, Barlas Oguz, Sewon Min, Patrick Lewis, Ledell Wu, Sergey Edunov, Danqi Chen, and Wen-tau Yih. 2020. [Dense passage retrieval for open-domain question answering](#). In *Proceedings of the 2020 Conference on Empirical Methods in Natural Language Processing (EMNLP)*, pages 6769–6781, Online. Association for Computational Linguistics.
- Harrison Lee, Samrat Phatale, Hassan Mansoor, Kellie Lu, Thomas Mesnard, Colton Bishop, Victor Carbune, and Abhinav Rastogi. 2023. Rlaif: Scaling reinforcement learning from human feedback with ai feedback. *arXiv preprint arXiv:2309.00267*.
- Patrick Lewis, Ethan Perez, Aleksandra Piktus, Fabio Petroni, Vladimir Karpukhin, Naman Goyal, Heinrich Küttler, Mike Lewis, Wen-tau Yih, Tim Rocktäschel, et al. 2020. Retrieval-augmented generation for knowledge-intensive nlp tasks. *Advances in Neural Information Processing Systems*, 33:9459–9474.
- Yanda Li, Dixuan Wang, Jiaqing Liang, Guochao Jiang, Qianyu He, Yanghua Xiao, and Deqing Yang. 2024. Reason from fallacy: Enhancing large language models’ logical reasoning through logical fallacy understanding. *arXiv preprint arXiv:2404.04293*.
- Chin-Yew Lin. 2004. [ROUGE: A package for automatic evaluation of summaries](#). In *Text Summarization Branches Out*, pages 74–81, Barcelona, Spain. Association for Computational Linguistics.
- Yang Liu, Dan Iter, Yichong Xu, Shuohang Wang, Ruochen Xu, and Chenguang Zhu. 2023. [G-eval: NLG evaluation using gpt-4 with better human alignment](#). In *Proceedings of the 2023 Conference on Empirical Methods in Natural Language Processing*, pages 2511–2522, Singapore. Association for Computational Linguistics.
- Callistus Ireneus Nakpih and Simone Santini. 2020. Automated discovery of logical fallacies in legal argumentation. *International Journal of Artificial Intelligence and Applications (IJAAI)*, 11.
- Kishore Papineni, Salim Roukos, Todd Ward, and Wei-Jing Zhu. 2002. [Bleu: a method for automatic evaluation of machine translation](#). In *Proceedings of the 40th Annual Meeting of the Association for Computational Linguistics*, pages 311–318, Philadelphia, Pennsylvania, USA. Association for Computational Linguistics.
- Adam Paszke, Sam Gross, Francisco Massa, Adam Lerer, James Bradbury, Gregory Chanan, Trevor Killeen, Zeming Lin, Natalia Gimelshein, Luca Antiga, Alban Desmaison, Andreas Köpf, Edward Yang, Zach DeVito, Martin Raison, Alykhan Tejani, Sasank Chilamkurthy, Benoit Steiner, Lu Fang, Junjie Bai, and Soumith Chintala. 2019. *PyTorch: an imperative style, high-performance deep learning library*. Curran Associates Inc., Red Hook, NY, USA.
- Fabian Pedregosa, Gaël Varoquaux, Alexandre Gramfort, Vincent Michel, Bertrand Thirion, Olivier Grisel, Mathieu Blondel, Peter Prettenhofer, Ron Weiss, Vincent Dubourg, et al. 2011. Scikit-learn: Machine learning in python. *Journal of Machine Learning Research*, 12(Oct):2825–2830.
- Baolin Peng, Chunyuan Li, Pengcheng He, Michel Galley, and Jianfeng Gao. 2023. [Instruction tuning with gpt-4](#).
- Rafael Rafailov, Archit Sharma, Eric Mitchell, Christopher D Manning, Stefano Ermon, and Chelsea Finn. 2023. [Direct preference optimization: Your language model is secretly a reward model](#). In *Thirty-seventh Conference on Neural Information Processing Systems*.
- Bertrand Russell. 2013. *History of Western Philosophy: Collectors Edition*. Routledge.
- Sougata Saha and Rohini Srihari. 2023. [ArgU: A controllable factual argument generator](#). In *Proceedings of the 61st Annual Meeting of the Association for Computational Linguistics (Volume 1: Long Papers)*, pages 8373–8388, Toronto, Canada. Association for Computational Linguistics.
- Swarnadeep Saha, Prateek Yadav, Lisa Bauer, and Mohit Bansal. 2021. [ExplaGraphs: An explanation graph generation task for structured commonsense reasoning](#). In *Proceedings of the 2021 Conference on Empirical Methods in Natural Language Processing*, pages 7716–7740, Online and Punta Cana, Dominican Republic. Association for Computational Linguistics.
- Timo Schick and Hinrich Schütze. 2021. [Generating datasets with pretrained language models](#). In *Proceedings of the 2021 Conference on Empirical Methods in Natural Language Processing*, pages 6943–6951, Online and Punta Cana, Dominican Republic. Association for Computational Linguistics.
- Benjamin Schiller, Johannes Daxenberger, and Iryna Gurevych. 2021. [Aspect-controlled neural argument generation](#). In *Proceedings of the 2021 Conference of the North American Chapter of the Association for Computational Linguistics: Human Language Technologies*, pages 380–396, Online. Association for Computational Linguistics.
- John Schulman, Filip Wolski, Prafulla Dhariwal, Alec Radford, and Oleg Klimov. 2017. [Proximal policy optimization algorithms](#).
- Zhihong Shao, Yeyun Gong, Yelong Shen, Minlie Huang, Nan Duan, and Weizhu Chen. 2023. Synthetic prompting: generating chain-of-thought demonstrations for large language models. In *Proceedings of the 40th International Conference on Machine Learning, ICML’23*. JMLR.org.
- Emily Sheng, Kai-Wei Chang, Prem Natarajan, and Nanyun Peng. 2020. [Towards Controllable Biases in Language Generation](#). In *Findings of the Association for Computational Linguistics: EMNLP 2020*, pages 3239–3254, Online. Association for Computational Linguistics.

- Zhivar Sourati, Filip Ilievski, Hông-Ân Sandlin, and Alain Mermoud. 2023. Case-based reasoning with language models for classification of logical fallacies. *arXiv preprint arXiv:2301.11879*.
- Zhiqing Sun, Yikang Shen, Qinzhong Zhou, Hongxin Zhang, Zhenfang Chen, David Daniel Cox, Yiming Yang, and Chuang Gan. 2023. [Principle-driven self-alignment of language models from scratch with minimal human supervision](#). In *Thirty-seventh Conference on Neural Information Processing Systems*.
- Christopher W Tindale. 2007. *Fallacies and argument appraisal*. Cambridge University Press.
- Hugo Touvron, Thibaut Lavril, Gautier Izacard, Xavier Martinet, Marie-Anne Lachaux, Timothée Lacroix, Baptiste Rozière, Naman Goyal, Eric Hambro, Faisal Azhar, et al. 2023. Llama: Open and efficient foundation language models. *arXiv preprint arXiv:2302.13971*.
- Henning Wachsmuth, Nona Naderi, Ivan Habernal, Yufang Hou, Graeme Hirst, Iryna Gurevych, and Benno Stein. 2017. [Argumentation quality assessment: Theory vs. practice](#). In *Proceedings of the 55th Annual Meeting of the Association for Computational Linguistics (Volume 2: Short Papers)*, pages 250–255, Vancouver, Canada. Association for Computational Linguistics.
- Douglas Walton, Christopher Reed, and Fabrizio Macagno. 2008. *Argumentation schemes*. Cambridge University Press.
- Yizhong Wang, Yeganeh Kordi, Swaroop Mishra, Alisa Liu, Noah A. Smith, Daniel Khashabi, and Hannaneh Hajishirzi. 2023. [Self-instruct: Aligning language models with self-generated instructions](#). In *Proceedings of the 61st Annual Meeting of the Association for Computational Linguistics (Volume 1: Long Papers)*, pages 13484–13508, Toronto, Canada. Association for Computational Linguistics.
- Laura Weidinger, John Mellor, Maribeth Rauh, Conor Griffin, Jonathan Uesato, Po-Sen Huang, Myra Cheng, Mia Glaese, Borja Balle, Atoosa Kasirzadeh, et al. 2021. Ethical and social risks of harm from language models. *arXiv preprint arXiv:2112.04359*.
- Thomas Wolf, Lysandre Debut, Victor Sanh, Julien Chaumond, Clement Delangue, Anthony Moi, Pierric Cistac, Tim Rault, Remi Louf, Morgan Funtowicz, Joe Davison, Sam Shleifer, Patrick von Platen, Clara Ma, Yacine Jernite, Julien Plu, Canwen Xu, Teven Le Scao, Sylvain Gugger, Mariama Drame, Quentin Lhoest, and Alexander Rush. 2020. [Transformers: State-of-the-art natural language processing](#). In *Proceedings of the 2020 Conference on Empirical Methods in Natural Language Processing: System Demonstrations*, pages 38–45, Online. Association for Computational Linguistics.
- Haoran Xu, Amr Sharaf, Yunmo Chen, Weiting Tan, Lingfeng Shen, Benjamin Van Durme, Kenton Murray, and Young Jin Kim. 2024. [Contrastive preference optimization: Pushing the boundaries of llm performance in machine translation](#).
- Lingling Xu, Haoran Xie, Si-Zhao Joe Qin, Xiaohui Tao, and Fu Lee Wang. 2023. Parameter-efficient fine-tuning methods for pretrained language models: A critical review and assessment. *arXiv preprint arXiv:2312.12148*.

A Data Augmentation and Evaluation with LLMs

A.1 Generating Arguments with ChatGPT

Our prompt design for ChatGPT to generate fallacies follows a similar heuristic to (Liu et al., 2023), by introducing the task, defining the fallacy type it must generate, along with two examples of that particular fallacy type. Following the distribution in Figure 3, we generate four fallacies for the same topic and feed the following prompt to ChatGPT to generate fallacies as negative preference data:

You are given a topic T . Your task is to generate a {'supporting' or 'counter'} argument in the form of a f -type^a logical fallacy in the context of the topic. It should not be longer than 25 words.

f -type fallacy is defined as: {definition}
examples of f allacy type are:

example 1

example 2

Here is an example of a supporting f -type fallacy:

{example of an argumentative fallacy}

```
{
  "topic":  $T$ , "fallacy":  $f$ -type, "argument": <...>
}
```

^aFallacy type that can be any of the thirteen types described in Table 8

Some examples of generated logical fallacies include: *"I know someone who smoked cannabis and became successful. Therefore, everyone who smokes cannabis will be successful."*, *"I know a few people who spend too much time on social media and have no real-life friends. Therefore, social media is terrible for society."*. Table 9 presents examples of samples in our preference dataset. Our augmented fallacy argument dataset consists of the train-test split in Table 2.

A.2 Prompting GPT-4 for Evaluation

To evaluate whether π_θ for a given method θ generates logical arguments compared to π_{SFT} , we use GPT-4 and evaluate the *win-rate* (e.g., how often does π_θ produce better arguments) by prompting GPT-4 with:

Which of these arguments is better for the topic x :

1. $\pi_{\text{SFT}}(y|x)$

2. $\pi_\theta(y|x)$

If both arguments are equally good, return 3 (Tie). The better argument is: <response>

We also evaluate how often both models produce logical fallacies, which we call *fallacy-rate*, by prompting ChatGPT with:

Consider the following *topic* and {supporting or counter} argument:

Topic: T

Argument: t

Out of all the following logical fallacy types {list of types from Table 8}

would you qualify t as one of these logical fallacies? If not - return "None".

If yes, which logical fallacy type is it? Let f -type be your answer. Return

```
{"topic":  $T$ , "text":  $t$ , "fallacy type":  $f$ -type }
```

B Preference Optimization

Preference optimization is a crucial step in aligning language models to generate outputs that meet user preferences and objectives effectively. It involves the process of ensuring that the goals and preferences of AI systems align with those of their human users. To demonstrate models are capable of learning to distinguish logically sound text from logical fallacies, we assess the performance of four different preference optimization techniques, including PPO (Schulman et al., 2017), DPO (Rafailov et al., 2023), CPO (Xu et al., 2024) and KTO (Ethayarajh et al., 2024).

PPO. One widely used reinforcement learning optimization algorithm within RLHF is Proximal Policy Optimization (PPO). PPO (Schulman et al., 2017) is particularly favored due to its stability and efficiency. It iteratively updates the model’s policy parameters by maximizing the expected cumulative reward while constraining the policy updates to a proximity threshold, preventing large policy changes that could destabilize learning.

DPO. More recently, Rafailov et al. (2023) introduced Direct Preference Optimization, which skips the reward modelling part that is necessary for PPO. DPO leverages an analytical mapping from reward functions to optimal policies, to transform a loss function over reward functions into a loss function over policies and avoids fitting a reward model, while still optimizing under given preferences.

CPO. Another recently introduced method is Contrastive Preference Optimization (CPO). Xu et al. (2024) introduced CPO as a derivation of DPO, to address some shortcomings of DPO, including memory and speed inefficiencies. (Xu et al., 2024) focuses mainly on machine translation, but the method can also be adapted to regular preference optimization for other tasks. They also incorporate a behaviour cloning regularizer to ensure that the policy does not deviate from the preferred data distribution.

KTO. Finally, the last method we evaluate is Kahneman-Tversky Optimization (KTO) (Ethayarajh et al., 2024). The authors introduce the concept of human-aware loss functions (HALOs), which implicitly model human biases and have been shown to perform better than non-HALOs. Their approach directly maximizes the utility of generations instead of maximizing preference likelihood, as is commonly done.

C Details of Experimental Setup

C.1 Hyperparameters

Training Parameters. For both base models, we train π_{SFT} and π_{θ} on 2 A100 GPUs for 3 epochs, using an Adam optimizer, with a learning rate of 2^{-4} . For the LoRA configuration, we select a rank $r = 16$, $\alpha = 32$ and a dropout of 5^{-2} . Regarding the specific training details of each method, we use $\beta = 0.25$ for DPO (Rafailov et al., 2023), which controls how much π_{θ} deviates from the reference model π_{SFT} . For both CPO (Xu et al., 2024) and KTO (Ethayarajh et al., 2024), we use $\beta = 0.1$, which controls the implicit reward. Regarding the reward model for PPO (Schulman et al., 2017), we use a binary logical fallacy classifier we trained using the chosen responses as non-fallacies and the rejected responses as fallacies. The classifier achieves accuracy and F1 over 95% in the detection of fallacy arguments, which makes us confident in using the model as a reward model for this particular task and we use the logits as rewards. **Decoding Parameters.** At inference time, we generate arguments with various LLMs using the same decoding strategy across all models. We use nucleus-sampling with $p = 0.75$ and top- k sampling with $k = 10$.

C.2 Context for Retrieval Augmented Generation (RAG)

We use the wiki-dpr database to add extra contextual information to prompts. RAG (Lewis et al., 2020) ensures that arguments are grounded in factual accuracy and contextually relevant information by retrieving relevant information from pre-existing knowledge sources. We retrieve relevant documents with the topics and add them to the prompts as context. For example, given the topic *Factory farming should not be banned*, the knowledge extracted includes *"The practice of dairy production in a factory farm environment has been criticized by animal welfare activists. The U.S. Food and Drug Administration states that no 'significant difference' has been found between milk from treated and non-treated cows. [...]"*

C.3 Licenses of Artifacts

The artifacts we employ, including datasets, packages, and models, are detailed in Table 11. Our usage of these artifacts is consistent with their intended purposes.

C.4 Detailed Setup of Human Annotations in Amazon Mechanical Turk

The privacy of these collected annotations for the pairwise comparison is under the university policy, and we use Amazon Mechanical Turk’s services. The webpage we use for the comparative study by human annotators is provided in Figure 6. The workers are paid fairly for their annotating work.

D Additional Experimental Results

D.1 Fallacy-Rates in Zero-Shot Setting

Table 5 presents the distribution of fallacies detected with GPT-4 in the zero-shot setting using Llama-2 and Mistral.

Fallacy Types	Llama-2	Mistral	ChatGPT	Llama-2-RAG
Faulty Generalization	13	10	9	12
False Causality	3	4	4	5
Appeal To Emotion	2	1	1	2
Fallacy of Relevance	1	1	✗	3
False Dilemma	1	1	2	3
Circular Reasoning	29	21	3	12
Fallacy of Logic	6	✗	2	✗
Fallacy-Rate	55	38	21	37
Not A Fallacy	45	62	79	63

Table 5: Fallacy-rate according to GPT-4 on arguments generated by Llama-2, Mistral, ChatGPT, and a Llama-2 based RAG model. All of these models are in the zero-shot setting.

D.2 Results Regarding Win-Rates

Table 6 presents the results of win-rates computed by GPT-4 by comparing the policies with the corresponding SFT models and comparing which models win more often.

Win-Rates	π_{SFT}	π_{θ}	Tie
<i>Llama-2 (7B)</i>			
π_{SFT} vs. π_{DPO}	35	61	4
π_{SFT} vs. π_{PPO}	38	49	13
π_{SFT} vs. π_{CPO}	43.5	52.5	4
π_{SFT} vs. π_{KTO}	40.5	46	13.5
π_{SFT} vs. π_{FIPO}	33	63.5	3.5
<i>Mistral (7B)</i>			
π_{SFT} vs. π_{DPO}	49	48	3
π_{SFT} vs. π_{PPO}	48	49	3
π_{SFT} vs. π_{CPO}	46.75	51.5	1.75
π_{SFT} vs. π_{KTO}	44.5	51.5	4
π_{SFT} vs. π_{FIPO}	27	68	5

Table 6: Win-rates according to GPT-4. π_{θ} is the aligned policy, where θ designates the respective alignment method (e.g., when comparing π_{SFT} with π_{DPO} , then the value 61 means π_{DPO} wins 61% of the time.

Another interesting observation from Figure 4 and Table 6 is the tie-rate. Annotating concise arguments to determine superiority is challenging for humans, often leading to the simpler selection of *Tie* when both arguments adequately address the topic. In fact, *Tie* was chosen more frequently in human evaluations compared to the automatic evaluation by GPT-4.

D.3 Examples of Fallacies Produced

Table 10 shows a few examples of arguments and fallacies produced by the models on a set of three topics.

E Ablation Study

To validate the effectiveness of our design, we conducted two ablation studies:

(i) Dataset Uniformity: The first study involves modifying the training dataset to include an equal number of samples for each fallacy type. Our original data exhibits a natural distribution where some fallacy types are more prevalent. For this study, we created a uniformly distributed dataset by down-sampling, resulting in a dataset comprising 2,522 samples (194 per fallacy type).

(ii) Unweighted Cross-Entropy: The second study examines the impact of applying FIPO with unweighted cross-entropy. Our design uses weighted cross-entropy based on fallacy-type frequency, penalizing models more for misclassifying common fallacies. This study uses unweighted cross-entropy to demonstrate the justification for our design, as the fallacy misclassification rates are higher with unweighted cross-entropy.

Fallacy Rates		
Current Design		17%
Uniformly Distributed Dataset over Fallacy-Types		37.5%
Unweighted Cross-Entropy		29%

Table 7: Ablation study proving the effectiveness of our design

Term	Alternate Term (if any)	Definition
Faulty Generalization	N/A	When a conclusion is drawn about all or many instances of a phenomenon. It is an example of jumping to conclusions.
False Causality	N/A	Statement that jumps to a conclusion implying a causal relationship without supporting evidence.
Circular Reasoning	N/A	when the end of an argument comes back to the beginning without having proven itself.
Ad Populum	Appeal to Popularity	an argument based on affirming that something is real or better because the majority thinks so.
Ad hominem	Personal Attack	Irrelevantly attack the person or some aspect of the person making the argument.
Fallacy of Logic	Logical Error	An error in the logical structure of an argument.
Appeal to Emotion	N/A	Manipulation of the recipient’s emotions in order to win an argument
False Dilemma	Excluding Viable Alternatives	Presenting only two options or sides when there are many options or sides.
Equivocation	Use of Ambiguous Language	When a key term or phrase in an argument is used in an ambiguous way.
Fallacy of Extension	Exaggerating	Attacking an exaggerated or caricatured version of your opponent’s position.
Fallacy of Relevance	Irrelevant Argument	Introducing premises or conclusions that have nothing to do with the subject matter.
Fallacy of Credibility	Attacking the Character of the Speaker	Attempts to disprove an argument by attacking the character of the speaker.
Intentional	Intentionally Wrong Argument	Some intentional (sometimes subconscious) action/choice to incorrectly support an argument

Table 8: Definitions of different types of logical fallacies.

Prompt	Golden	Fallacy
Generate a supporting argument for the topic: Cannabis should be legal.	It’s not a bad thing to make marijuana more available.	Why should we be worrying about legalizing cannabis when there are more important issues like poverty and hunger? (<i>Fallacy of Relevance</i>)
Generate a supporting argument for the topic: Urbanization is terrible for the planet.	Urbanization increases pollution.	Either we continue urbanization and destroy the planet, or we stop urbanization and hinder economic growth. (<i>False Dilemma</i>)
Generate a supporting argument for the topic: Research on embryonic stem cell should not be tax subsidized because for many it goes against their religious beliefs.	There are Christians who disagree with doing research on embryonic stem cells.	Those who support tax subsidies for embryonic stem cell research are godless and immoral. (<i>Ad Hominem</i>)

Table 9: Example of samples from the preference dataset used for preference optimization. Golden arguments are retrieved from previous work (Saha et al., 2021), while fallacy arguments are generated using ChatGPT.

Topics	Surrogacy is an advantage for people. (Stance: Counter)	Executive are hard working. (Stance: Counter)	Companies should be allowed to decide workers' pay. (Stance: Counter)
SFT	Surrogacies are dangerous for children. (<i>Faulty Generalization</i>)	Executive do not work hard. (<i>Faulty Generalization</i>)	Compensation should not be based on what a company decides (<i>Not a Fallacy</i>)
DPO	Surplus of babies will cause more crime. (<i>Faulty Generalization</i>)	Executive do not care about the workers. (<i>Faulty Generalization</i>)	Pay should not be left to the company. It should reflect the cost of living. (<i>Not a Fallacy</i>)
KTO	Surrogacies are not good for everyone. (<i>Faulty Generalization</i>)	Executive have no time to work. (<i>Faulty Generalization</i>)	Compensation should not be decided by companies. (<i>Not a Fallacy</i>)
PPO	Surrogacies are not safe. (<i>Faulty Generalization</i>)	Executive can be lazy. (<i>Faulty Generalization</i>)	Compensation should not be decided by the company. (<i>Not a Fallacy</i>)
CPO	Surrogacy is a dangerous practice that puts women in harm's way. (<i>Faulty Generalization</i>)	Executive has access to money which makes them natural born abusers. (<i>Faulty Generalization</i>)	Anytime there is Imbalance of Power, the Countervailing power should regulate. (<i>Not a Fallacy</i>)
FIPO	Surrogates have no legal rights over their own bodies and this is not questioned. (<i>Not a Fallacy</i>)	Executive are lazy. (<i>Faulty Generalization</i>)	Workers should have some say in their pay; companies do not always make the best decisions. (<i>Not a Fallacy</i>)

Table 10: Examples of arguments generated by different preference optimization policies.

Artifacts	Citation	Link	License
LOGIC	(Jin et al., 2022)	https://github.com/causalNLP/logical-fallacy	N/A
EXPLAGRAPHS	(Saha et al., 2021)	https://explagraphs.github.io/	CC BY-SA 4.0
Debatepedia	(Cabrio and Villata, 2012)	N/A	N/A
PyTorch	(Paszke et al., 2019)	https://pytorch.org/	BSD-3 License
transformers	(Wolf et al., 2020)	https://huggingface.co/docs/transformers/index	Apache License 2.0
wandb	N/A	https://pypi.org/project/wandb/	MIT License
nltk	(Bird and Loper, 2004)	https://www.nltk.org/	Apache License 2.0
OpenAI API	N/A	https://platform.openai.com/docs/api-reference	MIT License
scikit-learn	(Pedregosa et al., 2011)	https://scikit-learn.org/stable/	BSD License

Table 11: Licenses of the artifacts we utilize in this work, including datasets and major packages.

Acceptance and Privacy Policies (click to expand/collapse)

Instructions (click to expand/collapse)

(WARNING: This HIT may contain adult content. Worker discretion is advised.)

Thanks for participating in this HIT!

Given a **topic**, a **stance** and a set of 2 **arguments**, you are asked to evaluate the quality and relevance of these arguments by selecting 1 of 4 choices. *Both are equally good, Argument #1 is better, Argument #2 is better or Both are equally bad.*

Your task is to choose which, out of these different **arguments**, you consider to be more relevant, with respect to a given topic and a stance, taking three criteria into account:

1. Your preferred **argument** properly addresses the matter in the topic.
2. Your preferred **argument** corresponds to the given stance.
3. Two arguments are equally good, if both properly address the topic and both are logical and relevant. Two arguments are equally bad, if both are irrelevant or illogical.

If you think all the arguments are equally good, or equally bad, you may select *Both are equally good* or *Both are equally bad*.

An example would be:

- **Topic:** There should be no age restrictions on cosmetic surgery.
- **Stance:** Supporting.
- **Argument 1:** The American Medical Association recommends age restrictions on cosmetic procedures be lifted.
- **Argument 2:** Cosmetics surgery can help with self-esteem.

With this example, we can better define all elements involved:

1. A **Topic** refers to the subject or issue that is being discussed. It is the focal point around which the argument revolves,
2. The **stance** refers to a position or perspective that an individual takes regarding a particular topic. It represents their viewpoint, beliefs, or opinions on the subject matter being discussed. In our case, the stance will be either **supporting** or **counter**
3. The **argument** is a reasoned or logical presentation of ideas or opinions aimed at persuading others or establishing a particular viewpoint as valid or true. It typically involves the exchange of assertions, evidence, and reasoning to support a claim or position.

Dos and Don'ts (click to expand/collpase)

Examples (click to expand/collapse)

Recall that:

You must select one of four choices.

- If both arguments properly address the topic and both are logical and relevant, pick ***Both are equally good.***
- If the first argument is better or more relevant, pick ***Argument #1 is better.***
- If the second is better or more relevant, pick ***Argument #2 is better.***
- If both arguments are irrelevant or illogical, pick ***Both are equally bad.***

1)

Topic: \${topic}

Stance: \${stance}

Argument #1: \${argument1}

Argument #2: \${argument2}

Which argument is most relevant with respect to the topic?

Both are equally good

Argument #1 is better

Argument #2 is better

Both are equally bad

(Optional) Please let us know if anything was unclear, if you experienced any issues, or if you have any other feedback for us.

Submit

Figure 6: The webpage used to conduct pairwise comparison in Amazon Mechanical Turk.

F Fallacy-Informed Preference Optimization: Loss Definition

In our work, FIPO combines the CPO loss (Xu et al., 2024) for preference optimization with our classification loss. We selected CPO because it achieves the optimal balance between win-rates and fallacy-rates (Figure 4, Table 3). Moreover, the CPO approach is designed to make the model learn rejections more accurately, which fits our study.

CPO Loss

CPO is a reference-free preference optimization method. It extends DPO (Rafailov et al., 2023), modifying the DPO loss by using a Uniform model instead of a reference model. The DPO loss is defined as:

$$\mathcal{L}_{\text{DPO}}(\pi_\theta, \pi_{\text{ref}}) = -\mathbb{E}_{(x, y_w, y_l) \sim \mathcal{D}} \left[\log \sigma \left(\beta \log \frac{\pi_\theta(y_w|x)}{\pi_{\text{ref}}(y_w|x)} - \beta \log \frac{\pi_\theta(y_l|x)}{\pi_{\text{ref}}(y_l|x)} \right) \right]$$

The CPO loss first approximates the DPO loss using a uniform reference model:

$$\mathcal{L}(\pi_\theta, U) = -\mathbb{E}_{(x, y_w, y_l) \sim \mathcal{D}} \left[\log \sigma \left(\beta \log \pi_\theta(y_w|x) - \beta \log \pi_\theta(y_l|x) \right) \right]$$

and defines the CPO loss as \mathcal{L}_{CPO} :

$$\mathcal{L}_{\text{CPO}}(\pi_\theta) = \min_{\theta} \left(\mathcal{L}(\pi_\theta, U) - \mathbb{E}_{(x, y_w) \sim \mathcal{D}} [\log \pi_\theta(y_w|x)] \right) \quad (6)$$

which combines the preference loss with a negative log-likelihood (NLL) term. The min term ensures π_θ does not deviate from the preferred data distribution.

FIPO Loss

Recall the definitions for our classification loss in Section 4.4. We define the probability p_k of each fallacy type k as the output of the linear layer after we feed it the last hidden state after the forward pass into the model:

$$p_k(\pi_\theta(y|x)^L) = \text{Softmax}(W \pi_\theta(y|x)^L + b)_k; \text{ with } \text{Softmax}(z_i) = \frac{e^{z_i}}{\sum_{j=1}^K e^{z_j}} \quad (7)$$

where W is the linear layer’s weight matrix, b is the corresponding bias term and $\pi_\theta(y|x)^L$ is the last layer’s hidden state.

Additionally, we use weights in our classification loss defined as the frequency of the fallacy types in our dataset.

$$w_k = \frac{1}{|\mathcal{D}|} \sum_{i=1}^{|\mathcal{D}|} \mathbb{1}_{k^{(i)}=k} \quad \text{For fallacy-types } k \quad (8)$$

$$w_0 = \min_k w_k \quad \text{For the class 'Not a Fallacy' (class 0)} \quad (9)$$

Our method introduces a weighted cross-entropy loss which we use in addition to the preference loss:

$$\mathcal{L}_{\text{FI}} = -\mathbb{E}_{(x, y_w, y_l, k) \sim \mathcal{D}} \left[w_0 \log p_0(\pi_\theta(y_w|x)^L) + w_k \log p_k(\pi_\theta(y_l|x)^L) \right] \quad (10)$$

FIPO is thus reference-free and the loss $\mathcal{L}_{\text{FIPO}}$ is then defined with the following term:

$$\begin{aligned} \mathcal{L}_{\text{FIPO}} = \mathcal{L}_{\text{CPO}} + \lambda \mathcal{L}_{\text{FI}} = & -\mathbb{E}_{(x, y_w, y_l, k) \sim \mathcal{D}} \left[\underbrace{\min_{\theta} \log \sigma \left(\beta \log \pi_\theta(y_w|x) - \beta \log \pi_\theta(y_l|x) \right)}_{\mathcal{L}_{\text{CPO term}}} + \log \pi_\theta(y_w|x) \right. \\ & \left. + \lambda \underbrace{\left(w_0 \log p_0(\pi_\theta(y_w|x)^L) + w_k \log p_k(\pi_\theta(y_l|x)^L) \right)}_{\mathcal{L}_{\text{FI term}}} \right] \end{aligned}$$