

ACTIVATIONS THROUGH EXTENSIONS: A FRAMEWORK TO BOOST PERFORMANCE OF NEU- RAL NETWORKS

Chandramouli Kamanchi*

IBM Research
Bangalore, India
chandramouli.kamanchi@ibm.com

Sumanta Mukherjee*

IBM Research
Bangalore, India
sumanm03@in.ibm.com

Kameshwaran Sampath

IBM Research
Bangalore, India
kameshwaran.s@in.ibm.com

Pankaj Dayama

IBM Research
Bangalore, India
pankaj.dayama@in.ibm.com

Arindam Jati

IBM Research
Bangalore, India
arindam.jati@ibm.com

Vijay Ekambaram

IBM Research
Bangalore, India
vijaye12@in.ibm.com

Dzung Phan

IBM T.J. Watson Research Center,
New York
phandu@us.ibm.com

ABSTRACT

Activation functions are non-linearities in neural networks that allow them to learn complex mapping between inputs and outputs. Typical choices for activation functions are ReLU, Tanh, Sigmoid etc., where the choice generally depends on the application domain. In this work, we propose a framework/strategy that unifies several works on activation functions and theoretically explains the performance benefits of these works. We also propose novel techniques that originate from the framework and allow us to obtain “extensions” (i.e. special generalizations of a given neural network) of neural networks through operations on activation functions. We theoretically and empirically show that “extensions” of neural networks have performance benefits compared to vanilla neural networks with insignificant space and time complexity costs on standard test functions. We also show the benefits of neural network “extensions” in the time-series domain on real-world datasets.

1 INTRODUCTION

Current literature on machine learning and artificial intelligence is filled with triumphs of neural networks over other alternatives. A significant portion of these successes could be attributed to the design of novel and innovative activation functions. Here we comment on articles that are relevant to our work.

ReLU, Sigmoid, and Tanh are arguably the most common activation functions of choice in artificial neural networks of which ReLU is more predominant for its simplicity and computational efficiency. Several enhancements and modifications for these activation functions are proposed in the literature. For example Maas et al. (2013) proposes Leaky ReLU and shows performance improvement over ReLU on benchmark tasks in the acoustics domain. In He et al. (2015), authors come up with a parametrization of ReLU (PReLU). It is shown that PReLU, along with a novel initialization procedure, surpasses human-level performance on the ImageNet classification dataset. Of late, Maniatopoulos & Mitianoudis (2021) introduces **Learnable Leaky ReLU (LeLeLU)**, which is a further parameterized variant of Leaky ReLU.

*Equal Contribution

In Ramachandran et al. (2018), authors describe exhaustive search and reinforcement learning paradigm based techniques to find activation functions and discover the now well-known Swish activation function and show that it surpasses the performance of ReLU on several tasks. The Swish activation could be seen as a modification of Sigmoid. Similarly, Biswas et al. (2021) proposes several variants of Tanh by taking advantage of parametrization.

In recent times, custom activation functions have been explored in the backdrop of transformer based architectures as well. For example Fang et al. (2022) investigates rational activation functions for transformer based architectures and shows their effectiveness on the **General Language Understanding Evaluation** (GLUE) benchmark. Their choice of activation function is very similar to Molina et al. (2019), where the latter calls them **Padé Activation Units** (PAUs).

Many of the novel activation functions in the literature are parameterized splines. For example Tavakoli et al. (2021) introduces an activation function called SPLASH, an acronym for **Simple Piece-wise Linear and Adaptive with Symmetric Hinges**, that is mathematically a spline. It has been shown that these SPLASH units outperform the traditional ReLU and its variants on MNIST, CIFAR-10 and CIFAR-100 benchmarks.

Other examples of activation functions in the literature that come from the spline family of functions are presented in Jin et al. (2016); Zhou et al. (2021). While Jin et al. (2016) proposes an S-shaped spline and calls it SReLU Zhou et al. (2021) proposes an activation function similar to Tavakoli et al. (2021) and calls it PWLU, an acronym for **Piece-wise Linear Unit**. Both variants are shown to outperform alternatives on standard benchmarks.

Polynomials have also been explored as activation functions. For example Goyal et al. (2019) chooses a linear combination of multivariate monomials as an activation function and learns the coefficients of the linear combination.

Other approaches for novel activation functions is through evolutionary algorithms. For example Bingham & Miikkulainen (2022) proposes a method called PANGAEA, an acronym for **Parametric ActivationN functions Generated Automatically by an Evolutionary Algorithm**. Essentially the method discovers architecture specific activation functions through evolutionary algorithms and optimizes the parameters of the so discovered activation functions through gradient descent.

Further additions to activation function literature involve combining activation functions in a novel way. For example Ma et al. (2021) introduces ACON, an acronym for **Activate Or Not**, that automatically allows a neural network to switch on/off an activation function at a given node of the neural network.

Authors of Manessi & Rozza (2018) investigate convex and affine combinations of traditional activation functions and show improved performance on well known architectures namely LeNet-5, AlexNet and ResNet-56 compared to standard activation functions like ReLU, Tanh etc. Another work with a similar idea is Apicella et al. (2019), where they investigate a slightly different affine combination of activation functions that they call **Variable Activation Function** (VAF) subnetwork. Sütfield et al. (2020); Liang et al. (2021) are other works in literature that investigate a combination of elementary activation functions and are very similar to these works.

It is theoretically shown in Du & Lee (2018) that over-parameterization of neural networks enables global optimization and generalization albeit for the case of quadratic activation functions. Similar theoretical reasons could potentially be attributed to the success of so far considered over-parameterized activation functions in the literature.

Quite a few works in the literature choose task specific activation functions. For example Ziyin et al. (2020) demonstrates the ineffectiveness of neural networks to model periodicity in the data and proposes a custom activation function to mitigate the problem.

Other additions to the literature on activation functions include merging activation functions with other layers of the neural network. For example Liu et al. (2020) combines Batch Normalization with activation functions in a novel way. A comprehensive survey of different activation functions in the literature is presented in Dubey et al. (2022); Kunc & Kléma (2024).

In this work, we propose a framework that allows construction of novel activation functions through mathematical extensions. Our contributions are

- We propose a framework based on extensions that unifies and theoretically explains the performance improvement of several activation functions proposed in the literature.
- We theoretically show that extensions are finer fit to the data.
- We propose novel learnable activation functions that originate from this framework.
- We demonstrate the effectiveness of these learnable activation functions on synthetic benchmark functions.
- We also demonstrate its effectiveness on real-world time series datasets.

2 BACKGROUND

In this section we introduce notation and review feedforward neural networks and statistical learning theory very briefly.

2.0.1 FEEDFORWARD NEURAL NETWORKS

A vanilla feedforward neural network Haykin (2009) (FNN) consists of L layers. Each layer has $M_l, 1 \leq l \leq L$ hidden nodes. Given an input vector $x[1:t] = [x_1, x_2, \dots, x_t]'$, the output \hat{y} of FNN is obtained as follows. In the first layer, we construct pre-activation $h^1 = W^1 * x[1:t] + b^1$ where the weight matrix $W^1 \in \mathbb{R}^{M_1 \times t}$ and the bias vector $b^1 \in \mathbb{R}^{M_1}$. The pre-activation is transformed coordinate by coordinate via a differentiable nonlinear activation function a^1 to obtain $f^1 = a^1(h^1)$. For every subsequent layer $i, 2 \leq i \leq L-1$, the output from the previous layer f^{i-1} is transformed to obtain the output of the current layer, $f^i = a^i(W^i * f^{i-1} + b^i)$, with $W^i \in \mathbb{R}^{M_i \times M_{i-1}}$ and $b^i \in \mathbb{R}^{M_i}$. In the final layer, $l = L$, of the neural network the output \hat{y} is obtained as $\hat{y} = a^L(W^L * f^{L-1} + b^L)$ where $W^L \in \mathbb{R}^{1 \times M_{L-1}}$ and $b^L \in \mathbb{R}$. It is well-known that a single hidden layer neural network with an arbitrary number of hidden nodes is a universal approximator Haykin (2009). However, in practical scenarios, multi-layer neural networks are adopted. To learn a complex relationship between input and output, we search the space of weight matrices and biases for ideal parameters by optimizing a carefully chosen loss measure on a dataset.

2.0.2 SOME ELEMENTS OF STATISTICAL LEARNING THEORY

Statistical Learning Theory Vapnik (2013) is at the foundation of most machine learning algorithms. A key problem, the discipline addresses is the following. Given a parameterized family of functions $H = \{f(x, \theta), \theta \in \Theta\}$, a joint distribution of random variables X, Y , denoted $p(x, y)$ and a loss function \mathcal{L} , the discipline explores the conditions that are necessary and sufficient to solve the optimization problem

$$\min_{\theta \in \Theta} \mathbb{E}_p [\mathcal{L}(y, f(x, \theta))]$$

through samples generated from the joint distribution $p(x, y)$.

In many practical scenarios, one is typically interested in improving the state of the art model performance on benchmark datasets (i.e., to improve $\mathbb{E}_p[\mathcal{L}]$). A probable way to accomplish this task is to expand the search space (i.e. search in $H' \supseteq H$ as $\min_{H'} \mathbb{E}_p [\mathcal{L}(y, f(x, \theta))] \leq \min_H \mathbb{E}_p [\mathcal{L}(y, f(x, \theta))]$). Many works in the literature He et al. (2015); Maniatopoulos & Mitiandis (2021); Biswas et al. (2021); Manessi & Rozza (2018) expand the search space through “extensions” albeit without the explicit mention of the same. In what follows, we formally define “extensions”, state and prove their properties, point out some extensions in the literature and define a few novel extensions and demonstrate their benefits on synthetic as well as real-world datasets.

3 ANALYSIS

In this section, we define extensions and proceed to state and prove their properties. We start with the definition of an extension.

Definition 1. An extension of a given function $f : \mathcal{D} \rightarrow \mathbb{R}$ is a function $F : \mathbb{D} \rightarrow \mathbb{R}$ where $\mathcal{D} \subseteq \mathbb{D}$ and $F(x)|_{\{x \in \mathcal{D}\}} = f(x)$. Here f is called as a restriction of F .

Example 1. Consider the well-known ReLU given by $f : \mathbb{R} \rightarrow \mathbb{R}$ with

$$f(x) = \begin{cases} x & \text{if } x \geq 0 \\ 0 & \text{if } x < 0 \end{cases}$$

The PReLU He et al. (2015) given by $F : \mathbb{R}^2 \rightarrow \mathbb{R}$ with

$$F(x, a) = \begin{cases} x & \text{if } x \geq 0 \\ ax & \text{if } x < 0 \end{cases}$$

is an extension as it reduces to ReLU when $a = 0$ and clearly $\mathbb{R} \subseteq \mathbb{R}^2$

Example 2. Both Sigmoid and Swish activations are restrictions of $F : \mathbb{R}^3 \rightarrow \mathbb{R}$ with

$$F(x, p, q) = \frac{px + q}{1 + e^{-x}}$$

Example 3. The SPLASH Tavakoli et al. (2021) and LeLeLU Maniatopoulos & Mitianoudis (2021) are extensions of ReLU and Leaky ReLU respectively

Example 4. Consider $F : \mathbb{R}^4 \rightarrow \mathbb{R}$

$$F(x, p, q, r) = \frac{px + q}{1 + e^{-rx}}$$

is also an extension of both Sigmoid and Swish activations. The popular Gaussian Error Linear Unit (GELU) Hendrycks & Gimpel (2016) is approximately a restriction of $F(x, p, q, r)$ as $\text{GELU}(x) \approx \frac{x}{1 + e^{-1.702x}} = F(x, 1, 0, 1.702)$. It is also closely related to Bodyanskiy & Kostiuk (2023)

3.1 PROPERTIES

In this subsection we state and prove properties of extensions and define our neural network extensions.

Lemma 1. Assume that $F : \mathbb{D} \rightarrow \mathbb{R}$ is an extension of a function $f : \mathcal{D} \rightarrow \mathbb{R}$ then

$$\min_{x \in \mathbb{D}} F(x) \leq \min_{x \in \mathcal{D}} f(x)$$

Proof. By definition $F(x) = f(x)$ for $x \in \mathcal{D}$. As a consequence, $\min_{x \in \mathbb{D}} F(x) = \min_{x \in \mathcal{D}} f(x)$. Again by definition $\mathcal{D} \subseteq \mathbb{D}$ and on a larger set minimum value can only decrease. So, $\min_{x \in \mathbb{D}} F(x) \leq \min_{x \in \mathcal{D}} f(x)$. □

Lemma 2. Suppose $F : \mathbb{D} \rightarrow \mathbb{R}$ is an extension of $f : \mathcal{D} \rightarrow \mathbb{R}$ and $G : \mathfrak{D} \rightarrow \mathbb{R}$ is an extension of F . Then G is also an extension of f .

Proof. Since F is an extension of f and G is an extension of F , we have $\mathcal{D} \subseteq \mathbb{D}$ and $\mathbb{D} \subseteq \mathfrak{D}$. So $\mathcal{D} \subseteq \mathfrak{D}$. Similarly, from the definition we have $F(x)|_{x \in \mathcal{D}} = f(x)$ and $G(x)|_{x \in \mathbb{D}} = F(x)$. As $\mathcal{D} \subseteq \mathbb{D}$, we have $G(x)|_{x \in \mathcal{D}} = F(x) = f(x)$. So G is an extension of f . Moreover, the relation extension between two functions is transitive. □

Lemma 3. Suppose $F : \mathbb{D} \rightarrow \mathbb{R}$ is an extension of $f : \mathcal{D} \rightarrow \mathbb{R}$ and $f : \mathcal{D} \rightarrow \mathbb{R}$ is an extension of F as well. Then $f = F$.

Proof. It is given that f is an extension of F , so $\mathcal{D} \subseteq \mathbb{D}$ and $f(x) = F(x)$ on \mathcal{D} . It is also given that F is an extension of f , so $\mathbb{D} \subseteq \mathcal{D}$ and $F(x) = f(x)$ on \mathbb{D} . So we have $\mathcal{D} = \mathbb{D}$ and $f(x) = F(x)$ and the relation extension is anti-symmetric. □

Lemma 4. The relation extension forms a partial order on the space of functions.

Proof. From Lemma 2 and Lemma 3, the relation extension is anti-symmetric and transitive. A function f is, by definition, an extension of itself. So the relation extension is reflexive as well. Hence the relation extension forms a partial order on the space of functions. □

Lemma 5. Let d be the number of parameters. Consider a feed forward neural network \mathbf{N} of l hidden layers with the corresponding activations a_1, a_2, \dots, a_l . Typically $a_i \in \mathcal{S} := \{\text{ReLU}, \text{GELU}, \text{Tanh}, \text{Sigmoid}, \dots\}$, a library of activation functions and is common for each node of the network. The neural network \mathbf{N} is a function $\mathbf{N} : \mathbb{R}^d \times [|\mathcal{S}|]^l \rightarrow \mathbb{R}$. Let $a = (a_1, a_2, \dots, a_{|\mathcal{S}|})$ be the vector of activation functions. The l hidden layer neural network \mathbf{M} with the activation functions $g_1(a), g_2(a), \dots, g_l(a)$, where $g_i = \lambda_i^T a$ with $\lambda_i \in \mathbb{R}^{|\mathcal{S}|}$ is an extension of \mathbf{N} .

Proof. Recall that d , denotes the number of parameters of the network. The neural network \mathbf{M} is a function of $d + |\mathcal{S}|l$ parameters, i.e., $\mathbf{M} : \mathbb{R}^d \times \mathbb{R}^{|\mathcal{S}|l} \rightarrow \mathbb{R}$ and clearly $\mathbb{R}^d \times [|\mathcal{S}|]^l \subseteq \mathbb{R}^d \times \mathbb{R}^{|\mathcal{S}|l}$. Note that $g_i = a_i$ if $\lambda_i = (0, 0, \dots, 1, \dots, 0)$ where 1 is at position i . Hence \mathbf{M} reduces to \mathbf{N} for these choices of λ_i i.e., \mathbf{M} is an extension of \mathbf{N} . \square

Corollary 1. The feed forward neural network \mathbf{Q} with l hidden layers and the corresponding activation functions g_i given by $g_i = a^T \Lambda_i a + \lambda_i^T a$, where Λ_i is an upper triangular $|\mathcal{S}| \times |\mathcal{S}|$ parameter matrix, is an extension of \mathbf{N} .

Proof. Follows from Lemma 2 as $g_i = \lambda_i^T a$ if $\Lambda_i = \mathbf{0}$. \square

Remarks 1. Extensions of neural networks are not unique.

Remarks 2. The extension relation forms a partial order in the space of neural networks and extensions dominate restrictions on a given dataset/data distribution.

Remarks 3. Imposing constraints for e.g. $\vec{1}^T \lambda_i = 1$ or $\lambda_i \succcurlyeq \vec{0}$ still ensures that \mathbf{M} is an extension of \mathbf{N} and is related to Manessi & Rozza (2018).

Remarks 4. In general \mathbf{Q} and \mathbf{M} have better performance compared to \mathbf{N} for a given machine learning task.

Remarks 5. A reason for performance improvement mentioned in many works in the literature, for e.g. He et al. (2015); Maniatopoulos & Mitianoudis (2021); Biswas et al. (2021); Manessi & Rozza (2018), is the construction of $H' \supseteq H$ through extensions of neural networks.

3.2 LEARNABLE ACTIVATIONS

We call the activations given by

$$g_i = \lambda_i^T a. \quad (1)$$

$$g_i = a^T \Lambda_i a + \lambda_i^T a. \quad (2)$$

as Linear Learnable Activation (LLA) and Quadratic Learnable Activation (QLA) respectively

Remarks 6. The choice of learnable activation (LLA or QLA) in a neural network is not hyper parameter optimization. We are not choosing the best activation functions for the neural network. The hyper parameter optimization in this context is the choice of the activation library \mathcal{S} .

Remarks 7. To ensure that the convergence properties of \mathbf{M} are similar to \mathbf{N} , constraints - i.e., $\vec{1}^T \lambda_i = 1$ and $\lambda_i \succcurlyeq \vec{0}$ are enforced.

Remarks 8. As the extensions get complicated, the optimization process complexity and the number of parameters increase

3.2.1 TIME AND SPACE COMPLEXITY

Given the library of activation functions $\mathcal{S} := \{\text{ReLU}, \text{GELU}, \text{Tanh}, \text{Sigmoid}, \dots\}$ and per iteration computation cost, C , of \mathbf{N} , the per iteration computation cost of \mathbf{M} with LLA is $O(|\mathcal{S}|)C$. Under the assumption that the number of parameters per layer in \mathbf{N} is P , the number of parameters in \mathbf{M} with LLA is $P + |\mathcal{S}|$.

Similarly, in the case of \mathbf{M} with QLA the per iteration computation cost is $O(|\mathcal{S}|)C + O(|\mathcal{S}|^2)$ and the number of parameters per layer in \mathbf{M} with QLA is $P + O(|\mathcal{S}|^2)$

4 EXPERIMENTS

We evaluate our extensions on eight test functions taken from <http://www.sfu.ca/~ssurjano/index.html> and defined in Table 1. All these test functions are rather com-

Table 1: Test Functions for Evaluation

Name	Definition
Ackley	$f(x) = -20 \exp \left(-0.2 * \sqrt{\frac{1}{d} \sum_{i=1}^d x_i^2} \right) - \exp \left(\frac{1}{d} \sum_{i=1}^d \cos 2\pi x_i \right) + 20 + \exp(1)$
Shubert	$f(x) = \prod_{k=1}^d \left(\sum_{i=1}^5 i \cos((i+1)x_k + i) \right)$
Hyper Ellipsoid	$f(x) = \sum_{i=1}^d \sum_{j=1}^i x_j^2$
Levy	$f(x) = \sin^2(\pi w_1) + \sum_{i=1}^d (w_i - 1)^2 [1 + 10 \sin^2(\pi w_i + 1)] + (w_d - 1)^2 [1 + \sin^2(2\pi w_d)]$ where $w_i = 1 + \frac{(x_i - 1)}{4}$ for all $i = 1, \dots, d$
Styblinski	$f(x) = \frac{1}{2} \sum_{i=1}^d (x_i^4 - 16x_i^2 + 5x_i)$
Shekel	$f(x) = - \sum_{i=1}^m \left(\sum_{j=1}^4 (x_j - C_{ji})^2 + \beta_i \right)^{-1}$ C and β are custom parameters
Griewank	$f(x) = \sum_{i=1}^d \frac{x_i^2}{4000} - \prod_{i=1}^d \cos \left(\frac{x_i}{\sqrt{i}} \right) + 1$
Zhou	$f(x) = \frac{10^d}{2} [\phi(10(x - 1/3)) + \phi(10(x - 2/3))]$ where $\phi(x) = (2\pi)^{-d/2} \exp(-0.5\ x\ ^2)$

plex and pose significant difficulty for the learning process especially for vanilla activation functions.

Our experimental setting is as follows. For all these test functions our experimental evaluation is in dimension $d = 2$. We fixed the seed to be 13. We choose a simple feed-forward neural network with 2 input nodes, 2 hidden layers with 20 hidden nodes each and 1 output node with default initialization of weights and biases as described in <https://pytorch.org/docs/stable/generated/torch.nn.Linear.html>.

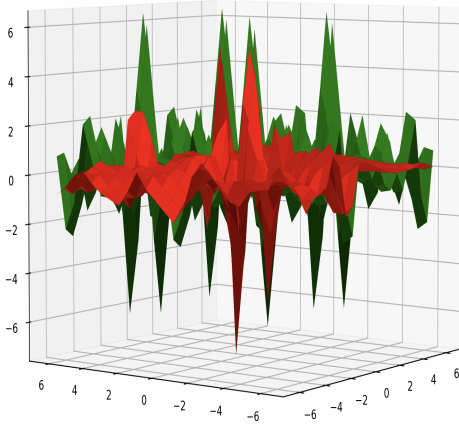
For LLA and QLA the corresponding parameters are initialized with Kaiming normal initialization as described in https://pytorch.org/docs/stable/nn.init.html#torch.nn.init.kaiming_normal_ and the library chosen is $\mathcal{S} = \{\text{ReLU}, \text{GELU}, \text{Tanh}, \text{Sigmoid}\}$

We set the learning rate as 0.001, and ran the experiment for each test function for 500 epochs with a batch size of 256. Our loss function is Mean Squared Error. We have chosen the Adam optimizer for the learning process and a dataset of 15000 points for each test function is generated through a quasi montecarlo process that is described in <https://docs.scipy.org/doc/scipy/reference/generated/scipy.stats.qmc.Halton.html>. We measure the performance in terms of Mean Absolute Error (MAE) and Mean Squared Error (MSE) and summarize in Table 2

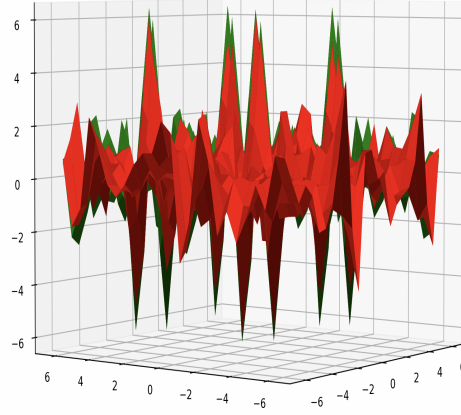
It is easily seen that in most cases LLA and QLA are superior to individual activations and QLA is superior to LLA, in alignment with the analysis of Section 3. The differences in the learning process are noticed visually as well. For example, observe the differences between learned surfaces for Shubert function on a grid of test data in the case of ReLU vs QLA shown in the Figure 1.

Table 2: Comparison of LLA and QLA against vanilla activations on test functions.

Name	ReLU MSE MAE	GELU MSE MAE	Tanh MSE MAE	Sigmoid MSE MAE	LLA MSE MAE	QLA MSE MAE
Ackley	0.42 0.495	0.389 0.465	0.358 0.449	0.367 0.452	0.335 0.469	0.357 0.454
Shubert	1.552 0.818	1.581 0.838	1.664 0.855	2.16 0.915	1.432 0.776	0.345 0.437
Hyper Ellipsoid	3881.647 47.877	3015.138 44.654	24875495.187 3998.474	24925986.568 4003.899	4326.411 50.334	19.361 3.224
Levy	3.717 1.219	2.316 1.046	2.107 1.0	3.403 1.354	1.386 0.861	1.99 0.994
Styblinski	2.386 1.157	0.105 0.224	15.954 1.369	355.686 12.665	1.085 0.38	0.075 0.195
Shekel	1.581 0.925	1.415 0.856	0.109 0.236	1.905 1.041	0.649 0.562	0.123 0.261
Griewank	1.498 0.9	1.811 1.009	5.635 1.672	3.178 1.247	1.019 0.754	426.561 15.083
Zhou	0.012 0.076	0.061 0.174	0.011 0.077	1.042 0.57	0.006 0.062	0.003 0.042



(a) Activation is ReLU



(b) Activation is QLA

Figure 1: Visual comparison between ReLU and QLA for Shubert function on test dataset.

The green background is the actual surface of Shubert function and the red surfaces are learned with the corresponding choice of activations. It is easily seen that QLA generates a better fit mostly due to non-trivial activations that are learned compared to ReLU, a piecewise linear activation. Further appreciation is gained by comparing the plots of learned activation functions in the case of LLA and QLA configuration, shown in Figure 4, against ReLU, GELU, Tanh and Sigmoid. The learned activation functions appear to adapt to the intricacies of the surface of the test function, especially in the case of QLA.

We note here that, for easy visualization purposes, experiments are conducted on synthetic test functions in dimension 2. We noticed similar phenomena in higher dimensions as well, also evident from experiments on real-world datasets described below.

Another experiment that provides further insights is the following. We consider the same network as described above for the Schubert function in dimension 2. The choice of library of functions is $\mathcal{S} = \{\text{ReLU}, \text{Tanh}, \text{Sine}, \text{Cosine}, \text{Square_rational}\}$ where $\text{Square_rational}(x) = \frac{x^2}{1+x^2}$. We choose the LLA configuration for both hidden layer activations with initialization from barycentric coordinates of a pentagon (i.e., $\lambda_1 = \lambda_2 = \lambda$ chosen from the interior of a pentagon). We optimize the network on the rest of the parameters (only λ is fixed) over 200 epochs and plot the mean squared error as shown in Figure 2. The colour indicates the level sets of MSE. We conclude that learnable activations (LLA and QLA) adapt to learn complex relationship between inputs and outputs and boost the performance of the base networks.

ISSUES WITH LLA AND QLA

- Both LLA and QLA are sensitive to the initialization of the learning process. We noticed both performance improvement and degradation based on the choice of initialization compared to metrics mentioned in Table 2.
- Cardinality of the library \mathcal{S} adds to the complexity of the learning process (see 3.2.1).
- The choice of elements of library \mathcal{S} is application dependent. E.g., we choose functions $\sin(x)$ and $\cos(x)$ as elements of the library to exploit the periodicity in the time series datasets in the subsequent experiments.

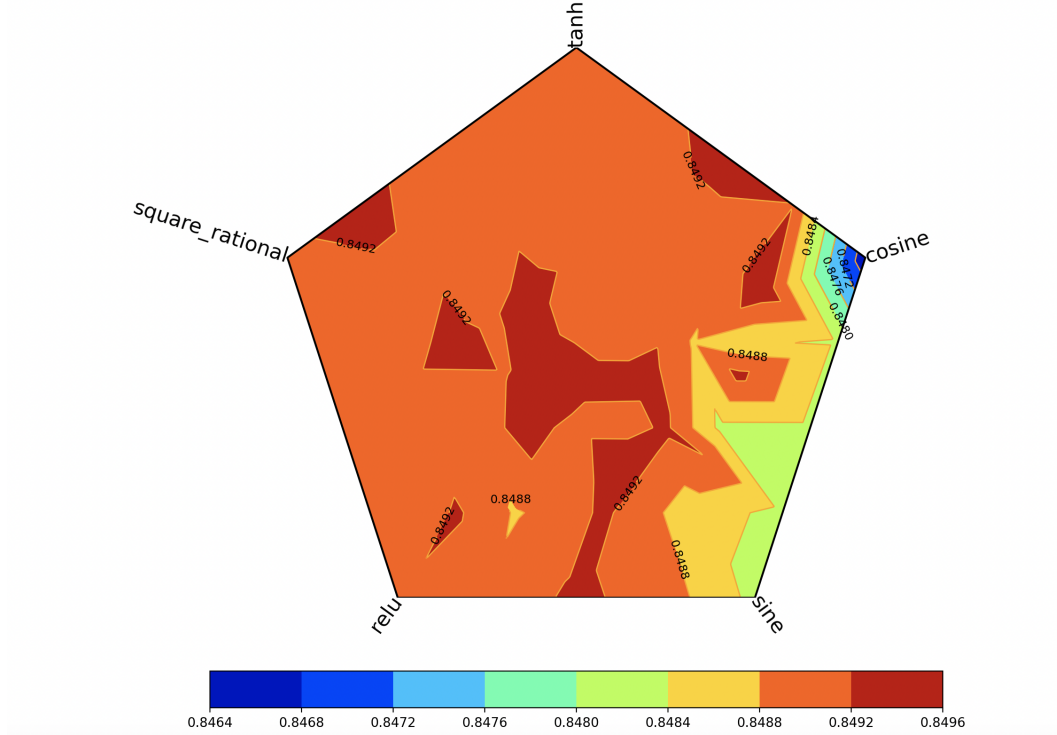


Figure 2: Depiction of level sets of MSE on the pentagon for Shubert test function

4.1 EXPERIMENTS ON REAL-WORLD TIME SERIES DATASETS

We choose four real-world time series benchmark datasets ETTh1, ETTh2, ETTm1 and ETTm2 available at <https://github.com/zhouhaoyi/ETDataset/tree/main/ETT-small>. ETTh1 and ETTh2 have measurements at hourly frequency, while ETTm1 and ETTm2 have measurements at 15 min frequency. Each dataset has timestamped measurements of 7 features of electricity transformers namely, HUFL (High UseFul Load), HULL (High UseLess Load), MUFL (Middle UseFul Load), MULL (Middle UseLess Load), LUFL (Low UseFul Load), LULL (Low UseLess Load) and OT (Oil Temperature).

In the case of each dataset, given 512 historical points of these features, the task is to forecast 96 points into the future for all the features. For the forecasting task, our network consists of 512×7 dimensional input layers. 96×7 dimensional output layer and 2 hidden layers of dimension 7 each. We choose QLA configuration for activations with $\mathcal{S} = \{\text{ReLU}, \text{GELU}, \text{Sine}, \text{Cosine}\}$ as the library. For the reproducibility of results we set the seed as 36 for all the experiments. Our initialization for weights and biases is default and for QLA parameters it is Kaiming normal as described in the earlier experiment for synthetic test functions. Each dataset spans over 2 years. We have chosen the last 4 months for the test dataset. The training and validation datasets comprise of first 16 months and 16 – 20 months of data and the dataset is normalised for the learning process. We chose

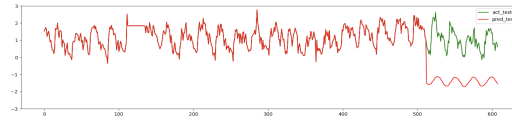
MSE as the error metric. We compare QLA against vanilla ReLU activation for these datasets. The performance metrics are summarized in the Table 3 Based on the metrics in Table 3, it is easily seen

Dataset	MSE-ReLU	MSE-QLA
ETTh1	1.561	0.953
ETTm1	0.597	0.540
ETTh2	0.717	0.563
ETTm2	0.203	0.208

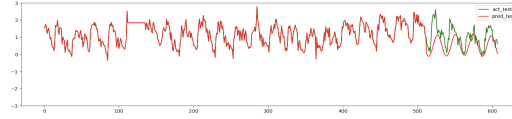
Table 3: Performance metrics on ETT Datasets

that QLA outperforms or on par with ReLU on the chosen time series datasets. Also, as is evident from Figure 2, optimization of neural networks under LLA/QLA is extremely non-convex. Hence choice of initial point, stopping criterion etc., have a significant role in the optimization process. For example, we have observed it in the case of ETTm2 dataset, on introducing an early stopping criterion based on validation dataset, we observe that MSE of QLA drops to 0.197 surpassing ReLU.

One of the reasons for this improvement is the exploitation of periodicity in the datasets. Consider the plots shown in Figure 3 for a typical sample point of HULL in ETTh1 test dataset. Green plot is the ground truth, the last 96 points of the red plot are the predictions and the first 512 points form the history utilized for forecasting. It is evident that QLA models periodicity in the data much better than ReLU most likely due to the presence of $\sin(x)$ and $\cos(x)$ in the library.



(a) Actual vs prediction with ReLU



(b) Actual vs prediction with QLA

Figure 3: Actual vs forecast for typical test data sample point of HULL feature of ETTh1 dataset.

5 CONCLUSION AND FUTURE WORK

We have shown that expansion of the search space through extensions is a framework that boosts the performance of neural networks. Based on the framework we proposed LLA and QLA that are extensions and analysed their performance on synthetic as well as real world datasets. Similar to LLA and QLA, exploring higher-order extensions like cubic learnable activation, node specific learnable activations, unlike layer specific activations in this work, are promising directions for future work. We noticed encouraging benefits in the case of cubic learnable activation, however, the optimization process faces convergence issues and potentially requires additional constraints on the elements of library \mathcal{S} . Initialization strategies, based on the elements of the library \mathcal{S} , for learnable activation parameters to avoid local optima and applications in relevant domains are other promising future directions.

REFERENCES

Andrea Apicella, Francesco Isgrò, and Roberto Prevete. A simple and efficient architecture for trainable activation functions. *Neurocomputing*, 370:1–15, 2019.

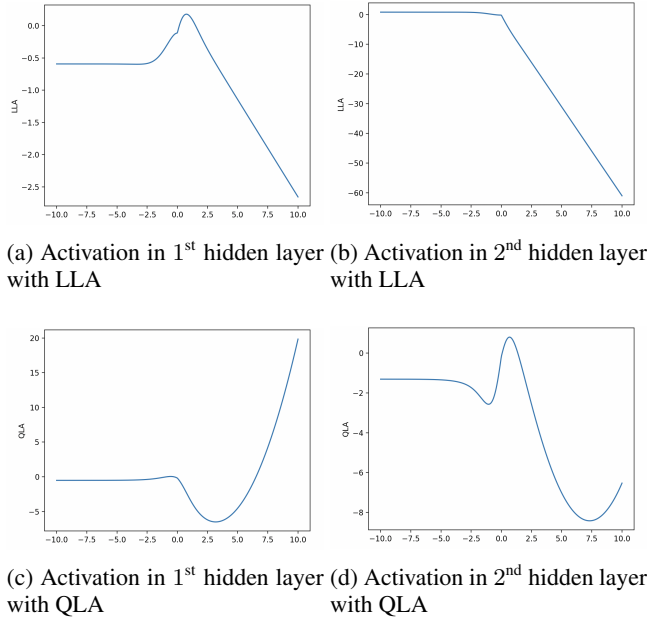


Figure 4: Plot of activations learned for the Shubert function in hidden layers 1 and 2 for the network under consideration.

Garrett Bingham and Risto Miikkulainen. Discovering parametric activation functions. *Neural Networks*, 148:48–65, 2022.

Koushik Biswas, Sandeep Kumar, Shilpak Banerjee, and Ashish Kumar Pandey. Tanhsoft—dynamic trainable activation functions for faster learning and better performance. *IEEE Access*, 9:120613–120623, 2021.

Yevgeniy Bodyanskiy and Serhii Kostiuk. Learnable extended activation function for deep neural networks. *International Journal of Computing (Oct. 2023)*, pp. 311–318, 2023.

Simon Du and Jason Lee. On the power of over-parametrization in neural networks with quadratic activation. In *International conference on machine learning*, pp. 1329–1338. PMLR, 2018.

Shiv Ram Dubey, Satish Kumar Singh, and Bidyut Baran Chaudhuri. Activation functions in deep learning: A comprehensive survey and benchmark. *Neurocomputing*, 2022.

Haishuo Fang, Ji-Ung Lee, Nafise Sadat Moosavi, and Iryna Gurevych. Transformers with learnable activation functions. *arXiv preprint arXiv:2208.14111*, 2022.

Mohit Goyal, Rajan Goyal, and Brejesh Lall. Learning activation functions: A new paradigm for understanding neural networks. *arXiv preprint arXiv:1906.09529*, 2019.

Simon Haykin. *Neural networks and learning machines*, 3/E. Pearson Education India, 2009.

Kaiming He, Xiangyu Zhang, Shaoqing Ren, and Jian Sun. Delving deep into rectifiers: Surpassing human-level performance on imagenet classification. In *Proceedings of the IEEE international conference on computer vision*, pp. 1026–1034, 2015.

Dan Hendrycks and Kevin Gimpel. Gaussian error linear units (gelus). *arXiv preprint arXiv:1606.08415*, 2016.

Xiaojie Jin, Chunyan Xu, Jiashi Feng, Yunchao Wei, Junjun Xiong, and Shuicheng Yan. Deep learning with s-shaped rectified linear activation units. In *Proceedings of the AAAI Conference on Artificial Intelligence*, volume 30, 2016.

Vladimír Kunc and Jiří Kléma. Three decades of activations: A comprehensive survey of 400 activation functions for neural networks. *arXiv preprint arXiv:2402.09092*, 2024.

-
- Senwei Liang, Liyao Lyu, Chunmei Wang, and Haizhao Yang. Reproducing activation function for deep learning. *arXiv preprint arXiv:2101.04844*, 2021.
- Hanxiao Liu, Andy Brock, Karen Simonyan, and Quoc Le. Evolving normalization-activation layers. *Advances in Neural Information Processing Systems*, 33:13539–13550, 2020.
- Ningning Ma, Xiangyu Zhang, Ming Liu, and Jian Sun. Activate or not: Learning customized activation. In *Proceedings of the IEEE/CVF Conference on Computer Vision and Pattern Recognition*, pp. 8032–8042, 2021.
- Andrew L Maas, Awni Y Hannun, Andrew Y Ng, et al. Rectifier nonlinearities improve neural network acoustic models. In *Proc. icml*, volume 30. Atlanta, GA, 2013.
- Franco Manessi and Alessandro Rozza. Learning combinations of activation functions. In *2018 24th international conference on pattern recognition (ICPR)*, pp. 61–66. IEEE, 2018.
- Andreas Maniatopoulos and Nikolaos Mitianoudis. Learnable leaky relu (lelelu): An alternative accuracy-optimized activation function. *Information*, 12(12), 2021.
- Alejandro Molina, Patrick Schramowski, and Kristian Kersting. Padé activation units: End-to-end learning of flexible activation functions in deep networks. *arXiv preprint arXiv:1907.06732*, 2019.
- Prajit Ramachandran, Barret Zoph, and Quoc Le. Searching for activation functions. 2018. URL <https://arxiv.org/pdf/1710.05941.pdf>.
- Leon René Sütthof, Flemming Brieger, Holger Finger, Sonja Füllhase, and Gordon Pipa. Adaptive blending units: Trainable activation functions for deep neural networks. In *Intelligent Computing: Proceedings of the 2020 Computing Conference, Volume 3*, pp. 37–50. Springer, 2020.
- Mohammadamin Tavakoli, Forest Agostinelli, and Pierre Baldi. Splash: Learnable activation functions for improving accuracy and adversarial robustness. *Neural Networks*, 140:1–12, 2021.
- Vladimir Vapnik. *The nature of statistical learning theory*. Springer science & business media, 2013.
- Yucong Zhou, Zezhou Zhu, and Zhao Zhong. Learning specialized activation functions with the piecewise linear unit. In *Proceedings of the IEEE/CVF International Conference on Computer Vision*, pp. 12095–12104, 2021.
- Liu Ziyin, Tilman Hartwig, and Masahito Ueda. Neural networks fail to learn periodic functions and how to fix it. *Advances in Neural Information Processing Systems*, 33:1583–1594, 2020.