

PGB: Benchmarking Differentially Private Synthetic Graph Generation Algorithms

Shang Liu^{1,3}, Hao Du², Yang Cao³, Bo Yan^{4,3}, Jinfei Liu⁵, Masatoshi Yoshikawa⁶

¹School of Computer Science and Technology, China University of Mining and Technology; Mine Digitization Engineering Research Center of the Ministry of Education, Xuzhou, China,

²Hokkaido University, ³Institute of Science Tokyo,

⁴Beijing University of Posts and Telecommunications, ⁵Zhejiang University, ⁶Osaka Seikei University

shang@cumt.edu.cn, hao.du.y4@elms.hokudai.ac.jp, cao@c.titech.ac.jp,

boyan@bupt.edu.cn, jinfeiliu@zju.edu.cn, yoshikawa-mas@osaka-seikei.ac.jp

Abstract—Differentially private graph analysis is a powerful tool for deriving insights from diverse graph data while protecting individual information. Designing private analytic algorithms for different graph queries often requires starting from scratch. In contrast, differentially private synthetic graph generation offers a general paradigm that supports one-time generation for multiple queries. Although various differentially private graph generation algorithms have been proposed, comparing them effectively remains challenging due to various factors, including differing privacy definitions, diverse graph datasets, varied privacy requirements, and multiple utility metrics.

To this end, we propose PGB (Private Graph Benchmark), a comprehensive benchmark designed to enable researchers to compare differentially private graph generation algorithms fairly. We begin by identifying four essential elements of existing works as a 4-tuple: mechanisms, graph datasets, privacy requirements, and utility metrics. We discuss principles regarding these elements to ensure the comprehensiveness of a benchmark. Next, we present a benchmark instantiation that adheres to all principles, establishing a new method to evaluate existing and newly proposed graph generation algorithms. Through extensive theoretical and empirical analysis, we gain valuable insights into the strengths and weaknesses of prior algorithms. Our results indicate that there is no universal solution for all possible cases. Finally, we provide guidelines to help researchers select appropriate mechanisms for various scenarios.

Index Terms—differential privacy, benchmark, synthetic graph generation.

I. INTRODUCTION

Graph analysis serves as an effective method for deriving insights from diverse graph datasets, including social networks, traffic networks, and epidemiological networks. For instance, the degree distribution [1]–[3], which counts the connections per node, illuminates the connectivity within social graphs. Additionally, subgraph counting [4]–[6], such as triangles or stars, aids in assessing central properties like the clustering coefficient [7], reflecting the probability that two connections of an individual are mutually linked. However, publicly sharing these graph statistics risks disclosing personal details [8], as graph analytics are often conducted over sensitive information.

Differential privacy (DP) [9], [10] has become the de-facto standard for privacy preservation, providing individual privacy

against adversaries with arbitrary background knowledge. Unlike previous privacy definitions (e.g., k -anonymity, l -diversity, t -closeness), DP ensures that modifications of a single node or edge have a minimal impact on the output results. Many differentially private graph analytic algorithms have been designed for various graph queries, such as degree distribution [1]–[3], subgraph counts [4]–[6], and community detection [11]–[13]. Unfortunately, these solutions are usually tailored to specific graph queries. For different queries, differentially private graph algorithms must be designed from scratch. One solution is to privately generate a synthetic graph that maintains semantic similarity to the original graph while satisfying DP. This paradigm is superior to tailored algorithms as it enables one-time generation for multiple queries.

Despite a rich set of differentially private synthetic graph generation algorithms [14]–[29] having been proposed, there is no generally acknowledged and unified procedure to perform empirical studies on them. Concretely, it is challenging to compare them effectively due to the following factors:

- Algorithms use different privacy definitions to protect individual information in a graph, such as edge differential privacy [14]–[21] and node differential privacy [22], [23]. It is unfair to compare algorithms based on different privacy definitions.
- Few algorithms in our literature survey offer open-source support. Correctly re-implementing differentially private graph generation algorithms can be challenging due to their intrinsic complexity.
- Many algorithms in publications exhibit data-dependent errors. Their utility depends on the choice of input graph characteristics, such as graph size, average clustering coefficient, and graph type.
- Algorithms are often associated with the privacy parameter ϵ , achieving optimal utility under different privacy requirements. For example, DP-2K [14] exhibits lower error than DK-1K [14] on one graph when $\epsilon > 20$; however, the results reverse when $\epsilon \leq 20$.
- All algorithms in our literature review cover only a subset

of graph queries. Additionally, even when evaluating the same query, different algorithms employ different error metrics. For instance, PrivHRG [18] uses normalized mutual information [30] to measure the utility of community detection, whereas LF-GDPR [26] uses the adjusted random index [31] and adjusted mutual information [32].

In this paper, we aim to address the aforementioned challenges with a comprehensive benchmark, PGB (Private Graph Benchmark). Our contributions are summarized as follows:

Benchmark Design Principles. Based on a comprehensive literature review, we identify four essential elements of existing studies as a 4-tuple (**M**, **G**, **P**, **U**): mechanisms, graph datasets, privacy requirements, and utility metrics. For each element, we discuss the limitations of existing works and propose requirements to ensure comparable results (see more details in Section IV).

Benchmark Instantiation. We introduce the benchmark PGB to evaluate the utility of differentially private graph generation algorithms while adhering to all design principles. Our benchmark is implemented, and the source code is publicly available¹. We also implement a benchmark platform², so future works can be included and compared easily (details in Section V).

Empirical Study and Findings. We have conducted the largest empirical evaluation of private graph generation algorithms so far. Based on our benchmark, it has at least 43,200 single experiments comprising 6 selected algorithms, 8 graph datasets, 6 privacy budgets, and 15 queries. Our findings suggest that while some generation algorithms are generally strong performers, there is no one-size-fits-all solution. For the complete paper, please refer to the version available on arXiv³ (details in Section VI).

II. RELATED WORKS

A. Private Graph Generation

There are multiple existing studies focusing on differentially private graph generation algorithms [14]–[29], [33]–[35]. For instance, Gao *et al.* [33] introduce persistent homology for publishing online social networks. However, their approach lacks protection for the distance matrix, which may compromise individual privacy. Marek *et al.* [34] and Felipe *et al.* [35] focus on releasing attributed graphs or weighted graphs under DP. In our evaluation, we consider five state-of-the-art works: DP-dK [14], TmF [15], PrivSKG [17], PrivHRG [18], and PrivGraph [19], as well as one baseline approach DGG [24].

DP-dK. DP-dK first condenses the graph into the degree distribution of K-connected components (dk-series). It then adds Laplace noise to the learned parameters and generates synthetic graphs with the perturbed parameters using the dK-series model [36]. For the DP-2K model, noise is calibrated based on smooth sensitivity rather than global sensitivity,

resulting in noise of a smaller magnitude. Despite these improvements, the privacy budget required remains unreasonably large (i.e., $\epsilon \geq 100$).

TmF. It first represents a graph as an adjacency matrix, then adds Laplace noise to each cell. Finally, TmF selects the top- m noisy cells as the edges in the randomized adjacency matrix, where m is the noisy number of edges. However, most of the true edges cannot be retained from the top- m noisy cells, especially when ϵ is small.

PrivSKG. It uses the stochastic Kronecker graph model to represent a graph and then constructs a private estimator of the true parameters. This private estimator defines a probability distribution over the graph. Finally, PrivSKG generates a synthetic graph by sampling from this distribution. Nevertheless, PrivSKG cannot accurately capture the structural properties of the true graph, as the generation process is determined by a single parameter.

PrivHRG. PrivHRG first leverages a statistical hierarchical random graph (HRG) model [37] to represent a graph, recording connection probabilities between any pair of nodes. It then privately samples a dendrogram via Markov-Chain Monte Carlo (MCMC) [38]. Finally, the synthetic graph is generated based on the noisy connection probabilities. However, partial information of the true graph can be lost during the construction of the HRG model.

PrivGraph. It first generates a coarse node partition using a community detection algorithm and applies the Exponential mechanism to obtain the community partitions privately. Then, PrivGraph computes the degree sequences within communities and the number of edges between communities. Finally, it generates a synthetic graph based on the noisy degree sequences using the CL model [39]. Compared with prior works, PrivGraph preserves more structural information of a graph by exploiting community information.

DGG. Node degree is fundamental information in a graph and has been used for private graph generation [24], [26]. We revise DGG [24] to satisfy Edge CDP as our benchmark baseline. Specifically, DGG first calculates the node degrees and then perturbs these degrees using the Laplace mechanism. Finally, it generates a synthetic graph using the BTER model [40]. However, DGG fails to capture the graph structure beyond node degrees, thereby losing detailed information about the true graph.

Remark 1. A limited number of studies [41], [42] generate synthetic graphs under differential privacy using deep learning (DL) methods (e.g., GANs). We exclude these studies from our benchmark for the following reasons. 1) Their privacy goals differ from those of the algorithms in our benchmark. Most algorithms in our benchmark focus solely on preserving graph structure information, whereas prior DL-based work [41], [42] consider both graph structure and node features. Incorporating node features into the training process requires additional privacy budget allocation. 2) The types of graph queries also differ. Synthetic graphs generated by DL-based methods are evaluated primarily through deep learning tasks,

¹PGB code: <https://github.com/dooohow/PGB>

²PGB platform: <https://pgb-result.github.io/>

³PGB paper: <https://arxiv.org/abs/2408.02928>

such as link prediction, which differ from the statistical queries in our benchmark.

B. DP Benchmarks

DP benchmarks on data analysis have recently received much attention from researchers, encompassing both *graph data* and *tabular data*. Ning *et al.* [43] implement and benchmark various graph queries (i.e., degree distribution and subgraph counting) by examining the trade-offs between privacy, accuracy, and performance. These implementations of private graph algorithms have been integrated into DPGraph [44]. DPGraph is a benchmark platform for differentially private graph analysis. This platform helps researchers understand the trade-offs between privacy, accuracy, and performance of existing private graph analysis algorithms, primarily focusing on degree distribution and subgraph counting. These benchmarks motivate us to design a comprehensive benchmark for differentially private synthetic graph generation algorithms.

In addition, there are many benchmarks on differentially private tabular data analysis. DPBench [45] is a principled framework for evaluating differential privacy algorithms, such as 1- and 2-dimensional range queries. DPComp [46] is a publicly accessible web-based system to support the principled evaluation of private data analysis and to encourage the dissemination of related code and data. Tao *et al.* [47] propose a systematic benchmark on differentially private synthetic tabular data generation algorithms, including GAN-based, marginal-based, and workload-based methods. Basu *et al.* [48] design a benchmark on the utility of central and federated training of BERT-based models using depression and sexual harassment-related Tweets. Schäler *et al.* [49] introduce a comparable benchmark that meets all design requirements. They conduct the largest empirical study on w -event differential privacy mechanisms. Rosenblatt *et al.* [50] propose an evaluation methodology for DP synthesizers based on reproducibility. Gonzalo *et al.* [51] conducted a comprehensive comparison and evaluation of five mainstream open-source DP libraries. Dmitry *et al.* [52] reviewed recent studies on existing attack types, as well as methods and metrics used to assess privacy risks. But, these benchmarks cannot be directly used to evaluate graph data due to the unique characteristics of graphs, such as privacy definitions, representations, and utility metrics.

III. PRELIMINARY

A. Differential Privacy

Differential privacy (DP) [9], [10] has become a de-facto standard for preserving individual privacy. In the context of graphs, which are composed of nodes and edges, DP can be defined in two ways: *edge differential privacy* (Edge DP) and *node differential privacy* (Node DP) [3]. Edge DP ensures that the output of a randomized mechanism does not reveal whether any specific friendship information (i.e., edge) exists in a graph. In contrast, Node DP conceals the existence of a particular user (i.e., node) along with all her adjacent edges. Node DP provides a stronger privacy guarantee because it protects both node and edge information. However, this

stronger privacy comes at the cost of utility. Based on different assumptions, we have the following definitions: Node CDP, Edge CDP, and Edge LDP.

Definition 1 (Differential Privacy [9]). *Let $\varepsilon > 0$ be the privacy budget. A randomized algorithm \mathcal{M} with domain \mathcal{X} satisfies ε -DP, if for any neighboring databases $D, D' \in \mathcal{X}$ that differ in a single datum and any subset $S \subseteq \text{Range}(\mathcal{M})$,*

$$\Pr[\mathcal{M}(D) \in S] \leq e^\varepsilon \Pr[\mathcal{M}(D') \in S]$$

Definition 2 (Node CDP [3]). *Let $\varepsilon > 0$ be the privacy budget. A randomized algorithm \mathcal{M} with domain \mathcal{G} satisfies ε -Node DP, if for any two neighboring graphs $G, G' \in \mathcal{G}$ that differ in one node with all edges incident to it, and any subset $S \subseteq \text{Range}(\mathcal{M})$,*

$$\Pr[\mathcal{M}(G) \in S] \leq e^\varepsilon \Pr[\mathcal{M}(G') \in S]$$

Definition 3 (Edge CDP [53]). *Let $\varepsilon > 0$ be the privacy budget. A randomized algorithm \mathcal{M} with domain \mathcal{G} satisfies ε -Edge CDP, iff for any two neighboring graphs $G, G' \in \mathcal{G}$ that differ in one edge and any subset $S \subseteq \text{Range}(\mathcal{M})$,*

$$\Pr[\mathcal{M}(G) \in S] \leq e^\varepsilon \Pr[\mathcal{M}(G') \in S]$$

Definition 4 (Edge LDP [24]). *Let $\varepsilon > 0$ be the privacy budget. For any $i \in [n]$, let \mathcal{M}_i be a randomized algorithm of user v_i . \mathcal{M}_i satisfies ε -Edge LDP, iff for any two neighboring adjacent bit vectors A_i and A'_i that differ in one edge and any subset $S \subseteq \text{Range}(\mathcal{M}_i)$,*

$$\Pr[\mathcal{M}_i(A_i) \in S] \leq e^\varepsilon \Pr[\mathcal{M}_i(A'_i) \in S]$$

B. Graph Synthesis with DP

We now introduce a common framework for differentially private graph generation, designed to encompass all mechanisms of our literature survey. This framework enables us to compare mechanisms both theoretically and empirically. As shown in Figure 1, the common framework of differentially private graph synthesis models consists of three main stages: representation, perturbation, and construction.

Representation. The first stage involves modeling the original graph and identifying a compact representation. Various representations, such as degree information [14], [24], [26], adjacency matrix [15]–[17], or community structure [19], [20], [25], [29], are used to capture the essential properties of the graph. It is worth noting that the compact representation effectively addresses the challenge of high-dimensional graph data by reducing the added noise required to guarantee DP.

Perturbation. In this stage, suitable noise is added to the compact representation to satisfy the differential privacy. Common randomized mechanisms include the Laplace mechanism [54], Exponential mechanism [55], Randomized Response (RR) [56], and so forth. According to the post-processing property [9], subsequent processes of graph synthesis do not compromise individual privacy.

Construction. The final stage involves constructing a synthetic graph from the perturbed representations. Some

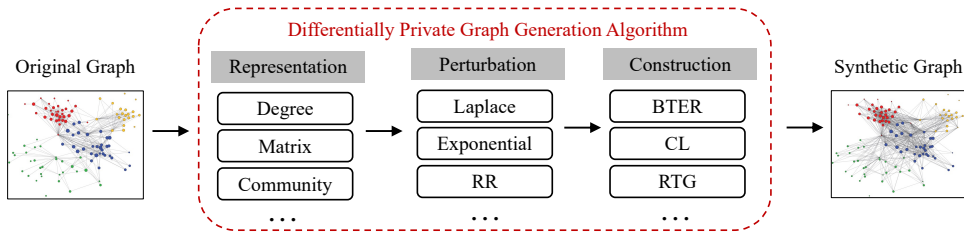


Fig. 1. The common steps for differentially private graph generation algorithms: Representation, Perturbation, and Construction.

graph constructors such as Block Two-level Erdős-Rényi (BTER) [40] and Chung-Lu (CL) [39] are employed to construct synthetic graphs while preserving the desired structural properties. In fact, graph constructor models have been widely discussed in research communities [57]. A vast majority of graph constructors are created for different requirements. Publications in our literature survey use different constructors to generate graphs. For instance, LDPGen [24] leverages the BTER model and PrivGraph [19] uses the CL model.

Remark 2. We treat differentially private graph generation algorithms as black boxes, aiming to provide motivation for selecting them in various scenarios. Thus, the choices made at each step (i.e., representation, perturbation, and construction) within the algorithms are beyond the scope of our benchmark.

IV. BENCHMARK DESIGN PRINCIPLES

In this section, we outline the fundamental design principles that underpin our benchmarking framework PGB (see Section V). These principles are critical for ensuring comprehensive, fair, and meaningful comparisons of differentially private graph synthesis algorithms. Prior works often neglect these principles, leading to incomplete or biased evaluations. To develop a robust benchmarking framework, we conducted a thorough literature review as listed in Table I, encompassing key publications from notable conferences or journals such as CCS, VLDB, SIGMOD, and TKDE. We identified essential elements of empirical studies as a 4-tuple (\mathbf{M} , \mathbf{G} , \mathbf{P} , \mathbf{U}):

- \mathbf{M} : A set of mechanisms being compared.
- \mathbf{G} : A set of graph datasets.
- \mathbf{P} : A set of privacy requirements.
- \mathbf{U} : A set of utility metrics.

Next, we delve into these elements in detail and discuss the requirements necessary to ensure the comprehensiveness of designing a benchmark.

A. Mechanisms \mathbf{M}

We consider 4 principles ($\mathbf{M}_1 \sim \mathbf{M}_4$) that the mechanism \mathbf{M} should satisfy to ensure fair comparisons. Additionally, we discuss the extent to which existing works adhere to these principles, as summarized in Table I.

1) *Privacy Definition (\mathbf{M}_1):* A fair comparison of algorithms needs identical privacy definitions. When DP is applied to graph analysis, we have two kinds of privacy definitions since a graph consists of nodes and edges: edge differential privacy and node differential privacy [3]. The former guarantees

that a randomized mechanism does not disclose the addition or deletion of a specific edge belonging to an individual [58], while the latter obscures the addition or deletion of a node and all its connected edges [59]. Besides, there are two other privacy definitions based on different trust assumptions (users trust or untrust the server): central differential privacy (CDP) and local differential privacy (LDP). In CDP [60], a trusted server collects all original data from each user to compute and perturb the query results. In LDP, [61], each user randomizes the data to ensure local DP directly. Therefore, we have four privacy definitions to protect individual information in graph analysis: edge CDP, edge LDP, node CDP, and node LDP. Our literature study (refer to Table I) reveals that half of 16 publications satisfy edge CDP; 6 out of 16 publications satisfy edge LDP; only 2 studies satisfy CDP and no publication satisfies node LDP for private graph synthesis. It is worth noting that algorithms cannot be comparable since they use different privacy definitions. For example, node CDP provides a stronger privacy guarantee than edge CDP but at the cost of utility. Similarly, edge CDP provides a higher utility than edge LDP but relies on a trust server.

2) *Sensitivity (\mathbf{M}_2):* Our literature review reveals that the majority of publications use *global sensitivity* [54] to determine the magnitude of the added noise. In contrast, only three publications (DP-dK [14], PrivSKG [17], TriCycLe [21]) utilize *smooth sensitivity* [62]. Global sensitivity considers *any* two neighboring graphs, which can be pessimistic since it covers the largest difference of all cases. Alternatively, *local sensitivity* [62] fixes one graph and considers all of its neighbors. However, local sensitivity can potentially leak sensitive information about the fixed graph. To address this, smooth sensitivity employs a “smooth approximation” of local sensitivity to calibrate the noise, thereby satisfying differential privacy (DP). It is acceptable for different algorithms to use various sensitivity definitions to measure the added noise. However, the premise is that they should provide identical privacy definitions to ensure the compatibility of the benchmark.

3) *Consideration of Attributed Graph (\mathbf{M}_3):* There are rich but sensitive node attributes and edge attributes in real-world graphs. For example, in a disease transmission analysis, we need to collect reports on each person’s health condition (i.e., age, gender, and trajectory) and details of the disease transmission (i.e., transmission time, transmission method, and infection probability). Our literature review indicates that most studies have focused on purely structured graphs,

TABLE I
COMPARISONS OF PREVIOUS WORKS.

Algorithm	Mechanism (M)				Graph (G)				Privacy (P)	Utility (U)	
	P.D.	Δ	Attr.	Code	V (10^x)	E (10^y)	ACC	Type	ϵ	Query	Metric
DP-dK [14]	E.C.	S	\times	\times	2 ~ 3	2 ~ 4	0.25 ~ 0.63	T _{1,3,6}	[0.2,2000]	Q _{1~4,7,8,11,13,15}	E ₁
TmF [15]	E.C.	G	\times	\times	2 ~ 6	2 ~ 6	0.25 ~ 0.63	T _{1~3,5}	(0, 50)	Q _{4~10}	E ₁
DER [16]	E.C.	G	\times	\times	3	3 ~ 5	0.14 ~ 0.61	T _{1,3,4}	(0.6,1)	Q _{1,6,8}	E _{2,3}
PrivSKG [17]	E.C.	S	\times	\times	3 ~ 4	4 ~ 5	0.25 ~ 0.61	T _{2,3,7}	0.2	Q _{6,11,15}	-
PrivHRG [18]	E.C.	G	\times	\checkmark	3 ~ 5	4 ~ 5	0.14 ~ 0.63	T _{1~3}	1	Q _{6,9,15}	E ₇
PrivGraph [19]	E.C.	G	\times	\checkmark	3 ~ 5	4 ~ 5	0.13 ~ 0.61	T _{1~3}	[0.5,3.5]	Q _{6,7,10,12,15}	E _{1,3,7,11}
C-AGM [20]	E.C.	G	\checkmark	\times	3 ~ 4	4 ~ 5	0.13 ~ 0.54	T _{1~3}	[2, 9]	Q _{2,3,6,10}	E _{1,4,6}
TriCycLe [21]	E.C.	S	\checkmark	\times	3 ~ 5	4 ~ 6	0.10 ~ 0.18	T _{1~3}	[0.01,ln3]	Q _{2,3,6,10,11}	E _{2,5}
PrivCom [22]	N.C.	G	\times	\times	3	4	0.52	T _{1~3}	[0.1, 20]	Q ₁₂	E ₆
π_v, π_e [23]	N.C.	G	\times	\times	3 ~ 6	4 ~ 7	0.11 ~ 0.61	T _{1,3,7}	[0.1, 20]	Q _{1~3,6,10,11}	E _{2,4}
LDPGen [24]	E.L.	G	\times	\times	3 ~ 5	4 ~ 5	0.49 ~ 0.61	T ₁	(0, 7]	Q _{10,12~14}	E _{1,9,10}
CGGen [25]	E.L.	G	\times	\times	3 ~ 4	4 ~ 5	0.49 ~ 0.61	T ₁	(0, 7]	Q _{10,13,14}	E _{1,9,10}
LF-GDPR [26]	E.L.	G	\times	\checkmark	3 ~ 5	4 ~ 7	0.49 ~ 0.63	T _{1,3}	[1, 8]	Q _{10,12,13}	E _{1,8,9,10}
AsgLDP [27]	E.L.	G	\checkmark	\times	3 ~ 5	4 ~ 7	0.49 ~ 0.61	T ₁	[0.1,9]	Q _{6,10,13}	E _{1,4}
Block-HRG [28]	E.L.	G	\times	\times	3 ~ 4	4 ~ 5	0.49 ~ 0.63	T _{1,3,6}	[1, 8]	Q _{4,6,10,11,13}	E _{1,9,10}
DP-LUSN [29]	E.L.	G	\times	\times	2 ~ 3	3	-	T _{2,3}	[0.1, 1]	Q _{2,10}	-

P.D.: Privacy Definition E.C.: Edge CDP N.C.: Node CDP E.L.: Edge LDP Δ : Sensitivity G: Global S: Smooth
|V|: Number of Nodes |E|: Number of Edges ACC: Average Clustering Coefficient ϵ : Privacy Budget \checkmark : yes \times : no
Table II, Table III, and Table IV provide details for Type, Query, and Metric, respectively.

only a few algorithms [20], [21], [27] consider graphs with node attributes, and no studies focus on graphs with edge attributes. Directly comparing algorithms for attributed and non-attributed graphs may be unfair, as a portion of the privacy budget must be allocated to protect attributes. One solution is to transform an attributed graph synthesis algorithm into a non-attributed one, allowing the entire privacy budget to be used for protecting structural information.

4) *Availability of Source Code (M₄)*: Our survey reveals that only 3 out of 16 publications provide access to their source code. Most algorithms in literature study are intrinsically complex. For example, among the algorithms [19], [20], [25], [29] rely on *community detection* [11]–[13], we find that minor differences in the implementation or parameters (e.g., allocating the privacy budget in each iteration) can have a significant impact on the overall utility. Additionally, some open-sourced algorithms are implemented using different programming languages, such as *Java* [26], *Python* [19], or *C++* [18], which makes it challenging to compare them fairly (i.e., efficiency issue). Therefore, we encourage the public availability of implementations to provide additional insights and facilitate comparisons.

Remark 3. *Most publications do not provide open-source codes, posing a significant challenge for the research community. Although a few algorithms [18], [19] have available source codes, the lack of accessible codes for their competitors complicates the replication of experiments.*

B. Graph Datasets G

Ideally, graph datasets used in the empirical analysis should consider the following key attributes (G₁~G₄): graph size (i.e., number of nodes or edges), average clustering coefficient (ACC), and graph types.

1) *Graph Size (G₁-G₂)*: Our literature survey reveals that graph datasets used in different algorithms vary significantly in size, such as the number of nodes (|V|) and the number of edges (|E|). The size of graphs plays a crucial role in their utility and efficiency. On the one hand, graph size determines the *density*, which is an important metric for measuring the sparsity of graphs, represented as $\frac{2|E|}{|V|^2}$. Real-world graphs are usually sparse (low density), meaning that |E| is much smaller than the maximum possible number of edges, i.e., $|E| \ll \frac{|V|(|V|-1)}{2}$. However, some perturbation mechanisms, such as randomized response, add significant noise to a graph, resulting in a much denser synthetic graph and undermining the utility [24], [26]. Theoretically, the sparser the graph, the more significant the density problem becomes. On the other hand, processing time also increases with graph size. Therefore, to ensure the comprehensiveness of a benchmark, various graph datasets with different sizes should be evaluated.

2) *Average Clustering Coefficient (G₃)*: The clustering coefficient [63] is a fundamental metric in graph theory, quantifying the extent to which nodes in a graph cluster together. This metric offers valuable insights into the local connectivity of the graph by indicating the probability that two neighbors of a given node are also neighbors of each other. The clustering coefficient can be calculated: $C_i = e_i / \binom{d_i}{2}$, where e_i is the number of edges in the subgraph of G induced by a node v_i 's neighbors, and d_i is node degree of v_i .

The average clustering coefficient (ACC) [64] measures the overall clustering within a network by averaging the clustering coefficients of all nodes. A network with a high ACC and a small average path length is often referred to as a "small-world" network. The formal definition can be represented by:

$$\bar{C} = \frac{1}{n} \sum_{i=1}^n C_i = \frac{2}{n} \sum_{i=1}^n \frac{e_i}{d_i(d_i - 1)}, \quad (1)$$

TABLE II
DETAILS OF GRAPH TYPES IN DIFFERENT ALGORITHMS.

Alg.	Type	Social (T ₁)	Web (T ₂)	Academic (T ₃)	Traffic (T ₄)	Financial (T ₅)	Technology (T ₆)	Synthetic (T ₇)
DP-dK [14]		✓		✓			✓	
TmF [15]		✓	✓	✓		✓		
DER [16]		✓		✓	✓			
PrivSKG [17]			✓	✓				✓
PrivHRG [18]		✓	✓	✓				
PrivGraph [19]		✓	✓	✓				
C-AGM [20]		✓	✓	✓				
TriCycLe [21]		✓	✓	✓				
PrivCom [22]		✓	✓	✓				
π_v, π_e [23]		✓		✓				✓
LDPGen [24]		✓						
CGGen [25]		✓						
LF-GDPR [26]		✓		✓				
AsgLDP [27]		✓						
Block-HRG [28]		✓		✓			✓	
DP-LUSN [29]			✓	✓				

Social (V: people, E: relationships) Web (V: webpages, E: hyperlinks) Academic (V: researchers, E: collaborations)
 Traffic (V: intersections, E: roads) Financial (V: products, E: links) Technology (V: apps, E: relationships)

where n is the number of nodes in a graph.

Our literature survey indicates that graph datasets used in algorithms exhibit significant variation in ACC. Intuitively, some synthetic graph algorithms [19], [20], [24], [25], [29] that leverage community or clustering information perform exceptionally well on graphs with high ACC. Therefore, a fair and comparable benchmark should include graphs with a range of ACCs.

3) *Graph Type (G_4)*: As presented in Table II, multiple graphs from various domains are used to verify the performance of algorithms. Our literature review reveals that three graph types (social, web, and academic) are commonly used in most algorithms, while another three types (traffic, financial, and technology) are evaluated less frequently. Graphs of different types possess distinct characteristics (e.g., node size, edge size, graph density, average clustering coefficient, number of triangles, etc.) that can influence the performance of proposed synthetic methods. For example, the social graphs often exhibit strong community structures, which is suitable for some community-based graph synthetic algorithms [19], [20], [25], [29]. Therefore, it's important to consider a variety of graphs in experimental evaluations to have a fair assessment to algorithms' performance.

Additionally, the synthetic graph (T₇) can simulate special characteristics that real-world graphs may not possess, such as binomial or uniform distributions. Although only two algorithms [17], [23] evaluate synthetic graphs, as shown in Table II, we advocate for the inclusion of synthetic graphs in experiments to ensure the comprehensiveness of a benchmark.

C. Privacy Requirements P

In differentially private graph synthetic algorithms, data owners express their privacy requirements by controlling the privacy budget ϵ . In Table I, the range of privacy budgets in various publications differs significantly, ranging from 0.01 to

2000. In fact, using an excessively large ϵ (e.g., 2000) could be meaningless for protecting information. To facilitate the comparability of a benchmark, the privacy budget should be set reasonably and identically. Additionally, some generation algorithms, such as DP-dK [14], PrivSKG [17], PrivCom [22], provide (ϵ, δ) -DP that is a relaxation of ϵ -DP. It introduces an additional parameter δ to account for the allowable probability that the privacy guarantee may be violated. In general, a randomized algorithm is considered safe when δ is preferably smaller than $1/n$ [65], [66], where n is the number of users.

D. Utility U

We consider two principles in the evaluation of generation algorithms: graph query (U_1) and error metric (U_2).

1) *Graph Query (U_1)*: Multiple graph queries are employed to evaluate the performance of the proposed synthetic algorithms. As shown in Table III, we classify 15 graph queries into five categories: general counting, degree information, path condition, topology structure, and centrality. Table IV provides the detailed content for each query. Our literature survey indicates that all existing publications only cover a subset of these queries. In fact, some works evaluate only one of the five query types. For instance, LDPGen [24], LF-GDPR [26], and CGGen [25] focus solely on topology structure. It is important to use a comprehensive set of graph queries to ensure a fair comparison of all algorithms.

2) *Error Metric (U_2)*: For each graph query, researchers compare the error metric between the true and the noisy graph. As illustrated in Table IV, relative error (RE) is used to evaluate 12 out of 15 graph queries. Given a query result of the true graph $Q(G)$ and a query result of the noisy graph $Q(G')$, RE can be computed as $\frac{|Q(G) - Q(G')|}{Q(G)}$. Five graph queries (i.e., $|V|$, $|E|$, Δ , GCC, and ACC) use the mean relative error (MRE) to calculate the utility loss, which can be represented as $\frac{1}{n} \sum_{i=1}^n |Q(G_i) - Q(G'_i)|$, where

TABLE III
GRAPH QUERIES.

Query Alg.	Counting			Degree			Path			Topology					Centrality
	Q ₁	Q ₂	Q ₃	Q ₄	Q ₅	Q ₆	Q ₇	Q ₈	Q ₉	Q ₁₀	Q ₁₁	Q ₁₂	Q ₁₃	Q ₁₄	Q ₁₅
	V	E	Δ	\bar{d}	d_σ	\mathbf{d}	l_{max}	\bar{l}	\mathbf{l}	GCC	ACC	CD	Mod	Ass	EVC
DP-dK [14]	✓	✓	✓	✓			✓	✓			✓		✓		✓
TmF [15]				✓	✓	✓	✓	✓	✓	✓					
DER [16]	✓					✓		✓							
PrivSKG [17]						✓					✓				✓
PrivHRG [18]						✓			✓						✓
PrivGraph [19]						✓	✓					✓			✓
C-AGM [20]		✓	✓			✓				✓					
TriCycLe [21]		✓	✓			✓				✓	✓				
PrivCom [22]						✓						✓			
π_v, π_e [23]	✓	✓	✓			✓				✓	✓				
LDPGen [24]										✓		✓	✓		✓
CGGen [25]										✓			✓		✓
LF-GDPR [26]										✓		✓	✓		
AsgLDP [27]						✓				✓			✓		
Block-HRG [28]				✓		✓				✓	✓		✓		
DP-LUSN [29]		✓								✓					

Table IV provides details for each query symbol.

TABLE IV
DETAILS OF GRAPH QUERIES AND METRICS.

Query	Description	Metrics
V	Number of nodes	RE, MRE
E	Number of edges	RE, MRE
Δ	Triangle counts	RE, MRE
\bar{d}	Average degree	RE
d_σ	Degree variance	RE
\mathbf{d}	Degree distribution	KL, HD, KS
l_{max}	Diameter	RE
\bar{l}	Average of all shortest paths	RE
\mathbf{l}	Distance distribution	RE
GCC	Global clustering coefficient	RE, MRE
ACC	Average clustering coefficient	RE, MRE, MSE
CD	Community detection	NMI, Avg-F ₁ , ARI, AMI
Mod	Modularity	RE
Ass	Assortativity coefficient	RE
EVC	Eigenvector centrality	MAE

RE (E₁): relative error MRE (E₂): mean relative error;
 KL (E₃): KL-divergence HD (E₄): Hellinger distance
 KS (E₅): Kolmogorov-Smirnov statistic
 Avg-F₁ (E₆): average F₁ score
 MAE (E₇): mean absolute error MSE (E₈): mean square error
 ARI (E₉): adjusted random index
 AMI (E₁₀): adjusted mutual information
 NMI (E₁₁): normalized mutual information

$Q(G_i)$ (or $Q(G'_i)$) is the result on the node v_i . Additionally, some queries use special metrics to measure output results. For instance, degree distribution is evaluated with Kullback-Leibler divergence (KL) [67], Hellinger distance (HD) [68], or Kolmogorov-Smirnov statistic (KS) [69]. In community detection, the similarity of communities between the true and the synthetic graph can be measured by normalized mutual information (NMI) [30], average F₁ score [22], [70], adjusted random index (ARI) [31], and adjusted mutual information

(AMI) [32]. Consistent use of error metrics in the benchmark is crucial for ensuring a fair comparison of all algorithms.

V. BENCHMARK INSTANTIATION

In this section, we describe PGB, a benchmark designed to evaluate the utility of differentially private synthetic graph algorithms. The goal of PGB is to establish a set of elements for empirical evaluation that satisfies the design principles outlined in Section IV. Table V provides an overview of the PGB benchmark. Next, we discuss how each element meets the required criteria and how to maintain validity and comprehensiveness.

A. Mechanisms \mathcal{M}

In this subsection, we discuss how to select algorithms in our benchmark to satisfy all design principles mentioned in Section IV.

1) *Mechanisms ($\mathcal{M}_1, \mathcal{M}_2$, and \mathcal{M}_3):* As we discussed in Section IV, algorithms with different elements (i.e., privacy definition, sensitivity, (un)attributed) cannot be compared in a benchmark. Instead, the graph synthesis algorithms included in the benchmark must adhere to the same privacy definition. Consistency in whether attributed information is protected should also be maintained. Besides, according to Table I, the edge CDP definition is employed in 8 out of 16 publications. Among them, 75% of the algorithms target unattributed graph synthesis. Therefore, following the majority of publications, we evaluate unattributed graph generation algorithms under edge CDP in PGB. This can apply to DP-dK [14], TmF [15], PrivSKG [17], PrivHRG [18], PrivGraph [19], and DGG [24].

Remark 4. *Our benchmark is not limited to edge CDP and unattributed graphs. When the criteria are unified, any graph synthesis algorithms, such as those using edge LDP and attributed graphs, can be compared using this benchmark.*

TABLE V
PGB BENCHMARK WITH 4-TUPLE (M, G, P, U)

Element	Instantiation
M	(1) Model: Edge CDP (2) Unattributed graph (3) Algorithms: DP-dK [14], TmF [15], PrivSKG [17], PrivHRG [18], PrivGraph [19], DGG [24]
G	6 real-world graphs and 2 synthetic graphs (Table VI)
P	$\epsilon \in [0.1, 10]$
U	15 graph queries listed in Table IV

2) *Algorithm Implementation (M₄)*: The correct implementation of algorithms is crucial to ensure the fairness and validity of empirical analysis. We implement algorithms in the benchmark based on the following principles: (a) *Original source code*. Unfortunately, this only holds for PrivHRG [18] and PrivGraph [19] (cf. Table I). What’s more, these two algorithms are implemented in different programming languages, namely, PrivHRG⁴ in C++ and PrivGraph⁵ in Python. (b) *Reuse of components in SOTA algorithm*. Multiple algorithms utilize the same components, such as graph queries, which can be applied across different algorithms. For instance, PrivGraph evaluates its performance using various graph queries (e.g., community detection, degree distribution, path condition), which are available as open-source tools. In such cases, we consistently apply these components across all algorithms. (c) *Correctness guarantee*. We check the results of re-implemented algorithms to ensure that they align with the results reported in publications. (d) *Same programming language and running environment*. To guarantee the fairness and validity of comparisons, we re-implement algorithms in Python and evaluate them in the same running environment.

As a result, we select six algorithms in our benchmark: DP-dK [14], TmF [15], PrivSKG [17], PrivHRG [18], PrivGraph [19], and DGG [24]. Among them, we use implementations from the authors for PrivGraph and PrivHRG, and re-implement other algorithms in Python. It should be noted that we include one naive baseline DGG [24] mainly because it generates graphs based on node degrees, which are fundamental but significant pieces of features in differentially private graph algorithms [24], [26]. Since DGG is developed with LDP, we re-implement DGG with the central setting as our benchmark baselines. All experiments are conducted on Linux machines running Ubuntu 20.04.5 LTS with 16 AMD EPYC 7313P@3.7Ghz with 512GB of RAM.

B. Graph Datasets G

To meet the design principles outlined in Section IV, we conducted a series of benchmark experiments on a comprehensive set of graphs. Table VI provides an overview of the graph datasets, summarizing four key properties: the number of nodes ($|V|$), the number of edges ($|E|$), the average clustering coefficient (ACC), and the graph types. The node sizes range

TABLE VI
DETAILS OF GRAPH DATASETS.

Graph	$ V $	$ E $	ACC	Type
Minnesota ⁶	2,600	3,300	0.0160	Traffic
Facebook ⁷	4,039	88,234	0.6055	Social
Wiki-Vote ⁸	7,115	103,689	0.1409	Web
ca-HepPh ⁹	12,008	118,521	0.6115	Academic
poli-large ¹⁰	15,600	17,500	0.3967	Financial
Gnutella ¹¹	22,687	54,705	0.0053	Technology
ER graph	10,000	250,278	0.0050	Synthetic
BA graph	10,000	49,975	0.0074	Synthetic

from 2,600 to 22,687, and the edge sizes range from 3,300 to 250,278. These graphs are sourced from seven different domains, with each graph type utilized at least once to evaluate a generation algorithm (cf. Table II). Among them, 6 out of 8 graphs are derived from public datasets (i.e., SNAP [71], NR [72]), while two are synthesized using generative models, specifically the Erdos-Renyi (ER) model [73] and the Barabasi-Albert (BA) model [74]. Node degrees in ER graphs follow a binomial distribution [75], whereas node degrees in BA graphs follow a power-law distribution [76]. In our experiments, both the ER and BA graphs were generated with $|V| = 10,000$.

C. Privacy Requirements P

Following the example of most experimental analyses in publications, we also conduct experiments with varying ϵ values. Determining an appropriate ϵ is an ongoing area of research [77]–[80]. In our experiments, we vary the privacy budget ϵ from 0.1 to 10, similar to the ranges used in most studies listed in Table I. For algorithms we implement in M₄, DP-dK [14] and PrivSKG [17] maintain (ϵ, δ) -DP, while the others provide ϵ -DP. To ensure a fair comparison, we set $\delta = 0.01$ for DP-dK and PrivSKG, following the parameters used in this work [14], [17].

D. Utility U

To ensure the comparability of our benchmark, we apply all the queries listed in Table III to evaluate the performance of the algorithms. These queries represent the union of those used in 16 different publications. Due to the inherent randomness of the algorithms, the utility can differ significantly under the same combination of privacy budget and graph dataset. Similar to various studies in related work, we run each experiment 10 times and calculate the average of the utility metrics. We use different metrics for various graph queries. First, we use Relative Error (RE) for most queries, including $|V|$, $|E|$, Δ , \bar{d} , d_σ , l_{max} , \bar{l} , GCC, ACC, Mod, and Ass. Second, we use

⁶<https://networkrepository.com/road-minnesota.php>

⁷<http://snap.stanford.edu/data/ego-Facebook.html>

⁸<http://snap.stanford.edu/data/wiki-Vote.html>

⁹<http://snap.stanford.edu/data/ca-HepPh.html>

¹⁰<https://networkrepository.com/econ-poli-large.php>

¹¹<http://snap.stanford.edu/data/p2p-Gnutella25.html>

⁴<https://github.com/kaseyxiao/privHRG>

⁵<https://github.com/Privacy-Graph/PrivGraph>

Kullback-Leibler divergence (KL), Normalized Mutual Information (NMI), and Mean Absolute Error (MAE) to evaluate the utility error of d , CD, and EVC, respectively. Third, we use KL for l instead of RE, as KL can better measure how one probability distribution differs from another compared to RE. The details of graph queries and metrics are explained in Table IV.

VI. EXPERIMENTAL RESULTS

We formulate the following research questions:

- **Q1:** How do algorithms compare in terms of the overall utility across various graphs and privacy budgets?
- **Q2:** How do graph datasets, privacy budgets, and utility metrics affect the utility of different algorithms?
- **Q3:** What are the time and space costs of the algorithms?

A. Overall Utility Analysis

We first present the comprehensive results of our benchmark study on differentially private graph generation algorithms. Table VII summarizes the performance of six state-of-the-art algorithms across various graph datasets under different privacy budgets (ϵ). Each entry in the table indicates the number of times an algorithm achieved the best performance out of 15 queries for a given dataset and privacy budget (Definition 5). The highest frequency in each case is highlighted in gray. We can conclude some key findings from the overall results.

Definition 5. Let A be target algorithm. Let G and ϵ be the graph dataset and privacy budget, respectively. Let $\mathcal{Q} = \{Q_1, Q_2, \dots, Q_p\}$ be a set of p queries. Let B_i be the best performance indicator:

$$B_i = \begin{cases} 1 & \text{if } A \text{ performs best on } Q_i \text{ for } G \text{ and } \epsilon \\ 0 & \text{otherwise} \end{cases}$$

Finally, we have:

$$C_A(G, \epsilon) = \sum_{i=1}^p B_i,$$

where $C_A(G, \epsilon)$ is the count of how often algorithm A performs best across the p queries for G and ϵ .

Impact of Graph Dataset: We evaluate the performance of different algorithms on multiple graph datasets with various characteristics (e.g., sizes, ACC values, and types). We have the following observations from Table VII. 1) Graph Size. DGG performs well on the graph datasets with small size (i.e., $|V| < 10^4$). The reason is that DGG randomly generates intra-cluster edges according to the degree information, which is susceptible to graph size. TmF behaves better than other methods when the graph size become larger (i.e., $|V| \geq 10^4$). TmF perturbs the adjacency matrix directly, which preserves the structure information to some extent. 2) ACC. DGG performs better than other methods on graphs with high ACC values. It is because DGG uses BTER algorithm to generate a synthetic graph and thus nodes with similar degrees are clustered together. 3) Graph Type. TmF performs well on

multiple graph datasets from different domains, including real-world graphs and synthetic graphs. It adds Laplace noise into each cell of the adjacency matrix, which is suitable for most of graph queries.

Impact of Privacy Budget: We compare different methods under a wide range of privacy budgets, with the following observations drawn from the results in Table VII. 1) As the privacy budget ϵ increases, TmF generally improves in performance. For example, TmF achieves top performance in 8 instances at $\epsilon = 10$, the highest count in the entire table. TmF applies Laplace noise directly to each element of the adjacency matrix. As the privacy budget increases, less noise is added, allowing for better preservation of key information. 2) At lower privacy budgets (e.g., $\epsilon = 0.1$), algorithm performance varies widely. No single method consistently dominates across all datasets, highlighting the complexity of achieving strong performance under strict privacy constraints. DP-dK and DGG outperform other methods when the privacy budget is small, as they generate synthetic graphs based on perturbed degree information, which is effective for most queries. 3) TmF achieves the most instances of top performance at both very low and very high privacy budgets on the Minnesota dataset, i.e., $\epsilon = 0.1$ and 10. However, it performs only moderately well at mid-range privacy budgets, i.e., $\epsilon = 1, 2$, and 5. This is because TmF outperforms other methods for queries Q_2, Q_7 , and Q_8 when $\epsilon = 1$ and 10, but the result is reversed at $\epsilon = 0.5, 1, 2$, and 5. This indicates TmF’s performance variability in querying the number of edges, diameter, and shortest path. 4) PrivGraph achieves top performance in 4 and 6 instances on the Wiki dataset when $\epsilon=2$ and 5, respectively. PrivGraph’s strength lies in accounting for different connection characteristics within and between communities, making it effective for querying distance distribution, global clustering coefficient, and modularity. However, it only achieves top performance 1 or 2 times at $\epsilon=0.1, 0.5, 1$, and 10. At smaller privacy budgets (e.g., $\epsilon = 0.1$ or 0.5), PrivGraph introduces significant noise into community information, impacting accuracy. Conversely, at larger privacy budgets (e.g., $\epsilon = 10$), TmF outperforms PrivGraph by reducing the impact of noise on the adjacency matrix using a high-pass filter.

Overall Best Performers: According to results in Table VII, we have the following observations. 1) TmF stands out as the most reliable and versatile algorithm across different privacy budgets and datasets. The reason is that TmF leverages the high-pass filtering technique to avoid the whole matrix manipulation. Nevertheless, when the privacy budget is small (i.e., $\epsilon \leq 1$), other methods (i.e., DP-dK, PrivSKG, and DGG) perform better than TmF. This is because TmF adds more noise into the elements of the matrix when ϵ is small. 2) DGG emerges as a strong contender, particularly excelling in specific cases. For instance, when $\epsilon \leq 1$, DGG performs well on Facebook, Wiki-Vote, and ca-HepPh. The reason is that DGG generates synthetic graphs based on degree information, which is vital for most graph queries.

TABLE VII
OVERALL RESULTS.

ϵ	Algorithms	Graph Datasets							
		Minnesota	Facebook	Wiki	HepPh	Poli	Gnutella	ER	BA
0.1	DP-dK	5	4	3	3	4	2	0	0
	TmF	6	4	3	3	5	4	14	6
	PrivSKG	1	1	3	2	2	3	2	2
	PrivHRG	2	0	1	0	2	4	2	3
	PrivGraph	1	1	1	2	2	1	1	3
	DGG	2	7	6	7	2	3	1	3
0.5	DP-dK	5	5	1	4	2	2	0	1
	TmF	5	4	3	3	4	5	13	4
	PrivSKG	2	0	3	2	3	4	2	6
	PrivHRG	2	0	2	0	3	3	3	3
	PrivGraph	2	2	1	1	1	1	1	1
	DGG	1	7	7	7	4	2	1	2
1	DP-dK	5	5	2	3	2	2	0	1
	TmF	4	4	3	3	4	5	12	4
	PrivSKG	3	0	4	2	2	5	2	4
	PrivHRG	1	0	2	0	3	1	4	1
	PrivGraph	3	2	2	4	2	2	1	5
	DGG	1	6	4	5	4	2	1	2
2	DP-dK	4	6	2	5	2	3	0	1
	TmF	3	4	3	3	4	4	13	4
	PrivSKG	4	0	2	2	3	4	2	8
	PrivHRG	0	0	2	0	2	1	3	1
	PrivGraph	4	2	4	3	2	2	1	1
	DGG	2	5	4	4	4	3	1	2
5	DP-dK	4	5	2	6	2	3	1	1
	TmF	4	5	4	4	4	4	11	3
	PrivSKG	5	0	1	1	3	4	2	7
	PrivHRG	0	0	1	0	3	1	4	2
	PrivGraph	2	2	6	2	2	2	1	2
	DGG	2	6	3	4	3	3	1	2
10	DP-dK	4	5	1	4	2	3	1	1
	TmF	8	5	11	9	4	8	13	8
	PrivSKG	0	0	0	1	3	3	2	3
	PrivHRG	0	0	2	0	3	0	2	2
	PrivGraph	2	3	1	1	2	1	1	1
	DGG	3	4	2	2	3	2	1	2

¹ Each number shows how often the algorithm performs best across 15 queries, given a privacy budget ϵ and a graph dataset. For example, the first number '5' means that DP-dK outperforms others in 5 queries (i.e., $Q_5, Q_6, Q_9, Q_{12}, Q_{13}$) for the Minnesota graph with $\epsilon = 0.1$.

² The highest frequency in each case is highlighted in gray.

B. Utility in Specific Cases

To further illustrate the utility of algorithms, we examine specific cases from the benchmark results shown in Fig. 2. Due to the limited space, we list the results of five queries on four graphs. The entire results of all cases can be accessed ¹². This analysis highlights the strengths and limitations of the algorithms in generating utility-preserving graphs under varying privacy requirements.

Triangle Counting. For Facebook and CA-HepPh, DP-dK exhibits significant fluctuations and higher relative error at lower privacy budgets, stabilizing only at $\epsilon = 10$. In contrast, the others maintain consistently relative error across all privacy budgets. For the ER Graph, TmF owns very low relative error across all privacy budgets, while DP-dK and DGG have higher errors, suggesting limitations in this specific context.

Degree Distribution. DP-dK consistently outperforms other methods across most of graphs, achieving the lowest KL

divergence at higher ϵ values. Other methods like PrivGraph and Tmf show varied performance, generally improving as ϵ increases but not to the extent of DP-dK.

Diameter. In general, DGG maintains a low and consistent RE across most of graphs and privacy budgets. For all graphs, DP-dK have the highest relative errors than others in diameter. For the ER Graph, TmF, PrivSKG, and PrivHRG own the lowest relative error, which is equal to 0 approximately.

Community Detection. In most of graphs, DP-dK and PrivSKG achieve highest NMI values than others, which means that they can preserve the community structure very well. In contrast, PrivHRG performs the worst for all graphs and privacy budgets. The performance of Tmf can be improved as the privacy budget increases, i.e., when $\epsilon = 10$. Tmf and PrivSKG maintain moderate MAE values but show improvement with higher ϵ levels.

Eigenvector Centrality. DP-dK demonstrates a steep decline in MAE with increasing ϵ , achieving the lowest errors across

¹²PGB: <https://github.com/dooohow/PGB>

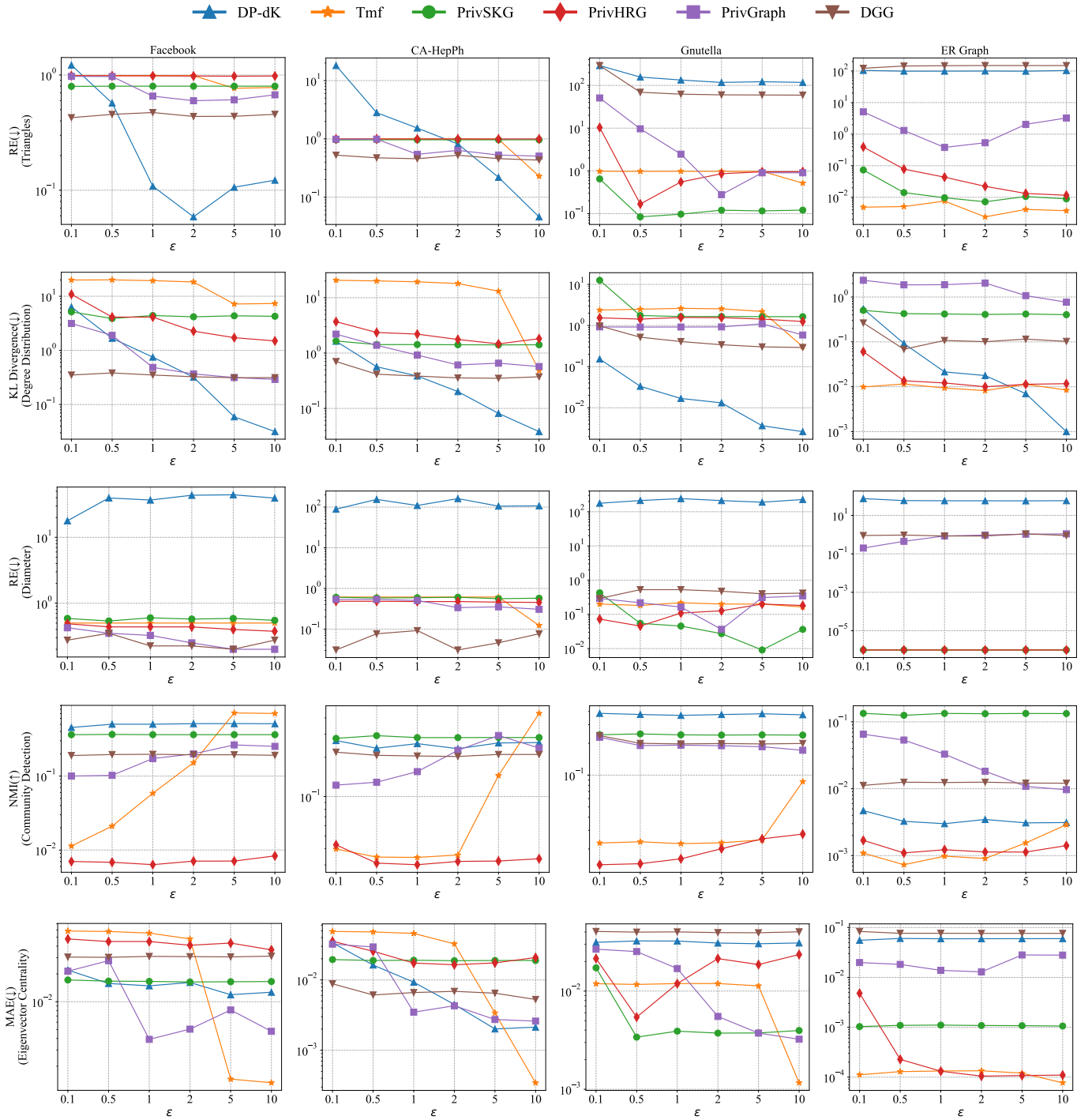


Fig. 2. End-to-end comparison of algorithms under different graph datasets, privacy budget ϵ and queries.

all datasets when $\epsilon = 10$. Both PrivGraph and PrivSKG maintain moderate MAE values, but show improvement with higher ϵ values. For the ER graph, the influence of privacy budgets on most algorithms, excluding PrivHRG, is minimal.

Takeaways. Tmf consistently achieves high utility across various datasets and privacy budgets. It reduces the added noise by the high-pass filtering technique. DGG demonstrates particular strength in preserving utility in specific datasets such as Facebook and Wiki. Its performance is comparable to Tmf

in several cases. This is because the degree information is vital for most queries. PrivGraph excels in multiple metrics, particularly in preserving community structures and eigenvector centrality. It strikes a balance between perturbation noise and information loss by leveraging community information. DP-dK exhibits higher error rates and lower NMI scores in several cases, especially at lower privacy budgets, indicating potential limitations in utility preservation under strict privacy constraints. PrivHRG and PrivSKG show mixed performance,

TABLE VIII
COMPARISON OF TIME AND SPACE COMPLEXITY.

Algorithms	Time Complexity	Space Complexity
DP-dK	$O(n^2)$	$O(n^2)$
TmF	$O(n^2)$	$O(n^2)$
PrivSKG	$O(n^2m)$	$O(n^2)$
PrivHRG	$O(n^2 \log n)$	$O(m + n)$
PrivGraph	$O(n^2)$	$O(m + n)$
DGG	$O(n^2)$	$O(n^2)$

n : number of nodes m : number of edges

with higher error rates in several metrics, highlighting areas where further optimization and research could enhance their utility preservation capabilities.

C. Time and Space Analysis

In this part, we compare the performance of algorithms theoretically and empirically, including time and space cost.

Theoretical Analysis. Table VIII summarizes the theoretical results of time complexity and space complexity.

Time Complexity. DP-dK, TmF, PrivGraph, and DGG all have a time complexity of $O(n^2)$, where n is the number of nodes in the graph. This quadratic complexity suggests that these algorithms should handle moderate-sized graphs efficiently but may struggle with extremely large graphs. PrivSKG has a higher time complexity of $O(n^2m)$, indicating potential inefficiency for very large graphs with many edges. PrivHRG has a slightly higher time complexity of $O(n^2 \log n)$, indicating that it may be less efficient for very large graphs due to the additional logarithmic factor.

Space Complexity. DP-dK, TmF, PrivSKG, and DGG have a space complexity of $O(n^2)$, indicating substantial memory requirements for large graphs. PrivGraph and PrivHRG are more space-efficient with a complexity of $O(m + n)$, where m is the number of edges, making them more suitable for sparse graphs.

Remark 5. We represent graphs as an adjacency matrix in re-implementing algorithms for efficient queries. Thus, the time complexity and space complexity are $O(n^2)$ for most algorithms (e.g., DP-dK, TmF, PrivSKG, and DGG).

Empirical Analysis. Table IX presents the empirical time cost (in seconds) for running each algorithm on various graph datasets. DP-dK consistently shows the lowest time cost across most datasets, indicating its efficiency in practice. TmF and DGG also demonstrate reasonable time costs, making them practical for larger datasets. PrivSKG has significantly higher time costs, particularly on larger datasets like ca-HepPh and ER graph, suggesting scalability issues. The main reason is that PrivSKG has to spend additional time to compute the smooth sensitivity. PrivGraph shows moderate time costs, balancing efficiency and performance.

Table X provides a comparison of empirical memory consumption (in megabytes) for the algorithms. PrivGraph is the most memory-efficient, particularly on smaller datasets like

TABLE IX
COMPARISON OF TIME COST (SECONDS).

Graphs	Algorithms				
	DP-dK	TmF	PrivSKG	PrivGraph	DGG
Minnesota	0.12	9.28	252.72	0.88	0.11
Facebook	1.36	27.83	9230.63	3.37	0.65
Wiki-Vote	1.97	77.56	21833.8	7.05	1.21
ca-HepPh	9.58	207.97	43452.83	16.97	2.00
poli-large	8.75	317.35	6721.03	21.33	2.22
Gnutella	4.65	688.26	22630.92	46.29	4.24
ER graph	4.27	164.86	46995.37	16.38	1.58
BA graph	8.01	137.83	9230.20	10.54	0.95

TABLE X
COMPARISON OF MEMORY CONSUMPTION (MEGATYPES).

Graphs	Algorithms				
	DP-dK	TmF	PrivSKG	PrivGraph	DGG
Minnesota	108.26	53.28	75.15	22.93	111.00
Facebook	129.27	124.50	117.46	79.85	303.28
Wiki-Vote	156.93	386.29	327.08	184.49	846.83
ca-HepPh	6649.7	1100.20	1200.01	461.97	2291.97
poli-large	8861.51	1850.87	1167.29	711.27	3730.51
Gnutella	7821.59	3927.03	4640.66	1508.71	7913.61
ER graph	1783.50	763.02	1245.09	379.87	1624.07
BA graph	5600.40	763.02	1174.19	308.90	1562.60

Minnesota and Facebook. TmF, PrivSKG, and DGG generally require moderate memory, making them suitable for memory-constrained environments. DP-dK consumes more memory than others, especially on larger datasets, indicating potential challenges in memory-limited scenarios.

VII. CONCLUSIONS

We addressed the challenge of comparable empirical studies on differentially private synthetic graph generation algorithms. Through a comprehensive literature study, we identified key elements of existing studies, including mechanisms, graph datasets, privacy requirements, and utility metrics, and formulated design principles to ensure comparability. Based on these principles, we introduced PGB, a benchmark that meets all principles for fair comparison. We conducted the largest empirical study on differentially private synthetic graph algorithms to date, revealing valuable insights into the strengths and weaknesses of existing mechanisms. Our study highlights that while some algorithms perform well under certain conditions, no single solution is universally optimal.

ACKNOWLEDGMENT

The authors would like to thank the anonymous reviewers for their helpful comments. This work was supported in part by JSPS KAKENHI JP23K24851, JST PRESTO JP-MJPR23P5, JST CREST JPMJCR21M2, National Key RD Program of China (2022YFB3103401, 2021YFB3101100), NSFC (62102352, 62472378, U23A20306), Zhejiang Province Pioneer Plan (2024C01074). Jinfei Liu serves as the corresponding author. Shang Liu contributed to this work when he was a research assistant at the Institute of Science Tokyo.

REFERENCES

- [1] W.-Y. Day, N. Li, and M. Lyu, "Publishing graph degree distribution with node differential privacy," in *Proceedings of the 2016 International Conference on Management of Data*, 2016, pp. 123–138.
- [2] S. Liu, Y. Cao, T. Murakami, and M. Yoshikawa, "A crypto-assisted approach for publishing graph statistics with node local differential privacy," in *2022 IEEE International Conference on Big Data (Big Data)*. IEEE, 2022, pp. 5765–5774.
- [3] M. Hay, C. Li, G. Miklau, and D. Jensen, "Accurate estimation of the degree distribution of private networks," in *2009 Ninth IEEE International Conference on Data Mining*. IEEE, 2009, pp. 169–178.
- [4] S. Liu, Y. Cao, T. Murakami, J. Liu, and M. Yoshikawa, "Cargo: Crypto-assisted differentially private triangle counting without trusted servers," in *2024 IEEE 40th International Conference on Data Engineering (ICDE)*. IEEE, 2024.
- [5] J. Imola, T. Murakami, and K. Chaudhuri, "Locally differentially private analysis of graph statistics," in *USENIX Security Symposium*, 2021, pp. 983–1000.
- [6] Y. Liu, S. Zhao, Y. Liu, D. Zhao, H. Chen, and C. Li, "Collecting triangle counts with edge relationship local differential privacy," in *2022 IEEE 38th International Conference on Data Engineering (ICDE)*. IEEE, 2022, pp. 2008–2020.
- [7] M. E. Newman, "Random graphs with clustering," *Physical review letters*, vol. 103, no. 5, p. 058701, 2009.
- [8] V. Karwa, S. Raskhodnikova, A. Smith, and G. Yaroslavtsev, "Private analysis of graph structure," *Proc. VLDB Endow.*, vol. 4, no. 11, p. 1146–1157, aug 2011. [Online]. Available: <https://doi.org/10.14778/3402707.3402749>
- [9] C. Dwork, A. Roth *et al.*, "The algorithmic foundations of differential privacy," *Foundations and Trends® in Theoretical Computer Science*, vol. 9, no. 3–4, pp. 211–407, 2014.
- [10] N. Li, M. Lyu, D. Su, and W. Yang, "Differential privacy: From theory to practice," *Synthesis Lectures on Information Security, Privacy, & Trust*, vol. 8, no. 4, pp. 1–138, 2016.
- [11] H. H. Nguyen, A. Imine, and M. Rusinowitch, "Detecting communities under differential privacy," in *Proceedings of the 2016 ACM on Workshop on Privacy in the Electronic Society*, 2016, pp. 83–93.
- [12] M. S. Mohamed, D. Nguyen, A. Vullikanti, and R. Tandon, "Differentially private community detection for stochastic block models," in *International Conference on Machine Learning*. PMLR, 2022, pp. 15 858–15 894.
- [13] N. Fu, W. Ni, L. Hou, D. Zhang, and R. Zhang, "Community detection in decentralized social networks with local differential privacy," *Information Sciences*, vol. 661, p. 120164, 2024.
- [14] Y. Wang and X. Wu, "Preserving differential privacy in degree-correlation based graph generation," *Transactions on data privacy*, vol. 6, no. 2, p. 127, 2013.
- [15] H. H. Nguyen, A. Imine, and M. Rusinowitch, "Differentially private publication of social graphs at linear cost," in *Proceedings of the 2015 IEEE/ACM International Conference on Advances in Social Networks Analysis and Mining 2015*, 2015, pp. 596–599.
- [16] R. Chen, B. C. Fung, P. S. Yu, and B. C. Desai, "Correlated network data publication via differential privacy," *The VLDB Journal*, vol. 23, pp. 653–676, 2014.
- [17] D. Mir and R. N. Wright, "A differentially private estimator for the stochastic kronecker graph model," in *Proceedings of the 2012 Joint EDBT/ICDT workshops*, 2012, pp. 167–176.
- [18] Q. Xiao, R. Chen, and K.-L. Tan, "Differentially private network data release via structural inference," in *Proceedings of the 20th ACM SIGKDD international conference on Knowledge discovery and data mining*, 2014, pp. 911–920.
- [19] Q. Yuan, Z. Zhang, L. Du, M. Chen, P. Cheng, and M. Sun, "Privgraph: Differentially private graph data publication by exploiting community information," in *32nd USENIX Security Symposium (USENIX Security 23)*, 2023, pp. 3241–3258.
- [20] X. Chen, S. Mauw, and Y. Ramírez-Cruz, "Publishing community-preserving attributed social graphs with a differential privacy guarantee," *Proceedings on Privacy Enhancing Technologies*, 2020.
- [21] Z. Jorgensen, T. Yu, and G. Cormode, "Publishing attributed social graphs with formal privacy guarantees," in *Proceedings of the 2016 international conference on management of data*, 2016, pp. 107–122.
- [22] S. Zhang, W. Ni, and N. Fu, "Community preserved social graph publishing with node differential privacy," in *2020 IEEE International Conference on Data Mining (ICDM)*. IEEE, 2020, pp. 1400–1405.
- [23] X. Jian, Y. Wang, and L. Chen, "Publishing graphs under node differential privacy," *IEEE Transactions on Knowledge and Data Engineering*, vol. 35, no. 4, pp. 4164–4177, 2021.
- [24] Z. Qin, T. Yu, Y. Yang, I. Khalil, X. Xiao, and K. Ren, "Generating synthetic decentralized social graphs with local differential privacy," in *Proceedings of the 2017 ACM SIGSAC conference on computer and communications security*, 2017, pp. 425–438.
- [25] X. Ju, X. Zhang, and W. K. Cheung, "Generating synthetic graphs for large sensitive and correlated social networks," in *2019 IEEE 35th international conference on data engineering workshops (ICDEW)*. IEEE, 2019, pp. 286–293.
- [26] Q. Ye, H. Hu, M. H. Au, X. Meng, and X. Xiao, "Lf-gdpr: A framework for estimating graph metrics with local differential privacy," *IEEE Transactions on Knowledge and Data Engineering*, vol. 34, no. 10, pp. 4905–4920, 2020.
- [27] C. Wei, S. Ji, C. Liu, W. Chen, and T. Wang, "Asgldp: Collecting and generating decentralized attributed graphs with local differential privacy," *IEEE Transactions on Information Forensics and Security*, vol. 15, pp. 3239–3254, 2020.
- [28] L. Hou, W. Ni, S. Zhang, N. Fu, and D. Zhang, "Block-hrg: Block-based differentially private iot networks release," *Ad Hoc Networks*, vol. 140, p. 103059, 2023.
- [29] P. Liu, Y. Xu, Q. Jiang, Y. Tang, Y. Guo, L.-e. Wang, and X. Li, "Local differential privacy for social network publishing," *Neurocomputing*, vol. 391, pp. 273–279, 2020.
- [30] T. O. Kvalseth, "Entropy and correlation: Some comments," *IEEE Transactions on Systems, Man, and Cybernetics*, vol. 17, no. 3, pp. 517–519, 1987.
- [31] W. M. Rand, "Objective criteria for the evaluation of clustering methods," *Journal of the American Statistical association*, vol. 66, no. 336, pp. 846–850, 1971.
- [32] N. X. Vinh, J. Epps, and J. Bailey, "Information theoretic measures for clusterings comparison: is a correction for chance necessary?" in *Proceedings of the 26th annual international conference on machine learning*, 2009, pp. 1073–1080.
- [33] T. Gao and F. Li, "Phdp: Preserving persistent homology in differentially private graph publications," in *IEEE INFOCOM 2019-IEEE Conference on Computer Communications*. IEEE, 2019, pp. 2242–2250.
- [34] M. Eliáš, M. Kapralov, J. Kulkarni, and Y. T. Lee, "Differentially private release of synthetic graphs," in *Proceedings of the Fourteenth Annual ACM-SIAM Symposium on Discrete Algorithms*. SIAM, 2020, pp. 560–578.
- [35] F. T. Brito, V. A. Farias, C. Flynn, S. Majumdar, J. C. Machado, and D. Srivastava, "Global and local differentially private release of count-weighted graphs," *Proceedings of the ACM on Management of Data*, vol. 1, no. 2, pp. 1–25, 2023.
- [36] P. Mahadevan, D. Krioukov, K. Fall, and A. Vahdat, "Systematic topology analysis and generation using degree correlations," *ACM SIGCOMM Computer Communication Review*, vol. 36, no. 4, pp. 135–146, 2006.
- [37] A. Clauset, C. Moore, and M. E. Newman, "Hierarchical structure and the prediction of missing links in networks," *Nature*, vol. 453, no. 7191, pp. 98–101, 2008.
- [38] N. Metropolis, A. W. Rosenbluth, M. N. Rosenbluth, A. H. Teller, and E. Teller, "Equation of state calculations by fast computing machines," *The journal of chemical physics*, vol. 21, no. 6, pp. 1087–1092, 1953.
- [39] W. Aiello, F. Chung, and L. Lu, "A random graph model for massive graphs," in *Proceedings of the thirty-second annual ACM symposium on Theory of computing*, 2000, pp. 171–180.
- [40] C. Seshadhri, T. G. Kolda, and A. Pinar, "Community structure and scale-free collections of erdős-rényi graphs," *Physical Review E*, vol. 85, no. 5, p. 056109, 2012.
- [41] L. Hou, W. Ni, S. Zhang, N. Fu, and D. Zhang, "Wdp-gan: Weighted graph generation with gan under differential privacy," *IEEE Transactions on Network and Service Management*, vol. 20, no. 4, pp. 5155–5165, 2023.
- [42] C. Yang, H. Wang, K. Zhang, L. Chen, and L. Sun, "Secure deep graph generation with link differential privacy," in *Proceedings of the Thirtieth International Joint Conference on Artificial Intelligence (IJCAI)*, 2021.
- [43] H. Ning, S. Udayashankar, and S. Q. K. X. He, "Benchmarking differentially private graph algorithms," in *Workshop Theory and Practice of Differential Privacy, ICML*. JPC, 2021.

- [44] S. Xia, B. Chang, K. Knopf, Y. He, Y. Tao, and X. He, “Dpgraph: A benchmark platform for differentially private graph analysis,” in *Proceedings of the 2021 International Conference on Management of Data*, 2021, pp. 2808–2812.
- [45] M. Hay, A. Machanavajjhala, G. Miklau, Y. Chen, and D. Zhang, “Principled evaluation of differentially private algorithms using dpbench,” in *Proceedings of the 2016 International Conference on Management of Data*, 2016, pp. 139–154.
- [46] M. Hay, A. Machanavajjhala, G. Miklau, Y. Chen, D. Zhang, and G. Bissias, “Exploring privacy-accuracy tradeoffs using dpcomp,” in *Proceedings of the 2016 International Conference on Management of Data*, 2016, pp. 2101–2104.
- [47] Y. Tao, R. McKenna, M. Hay, A. Machanavajjhala, and G. Miklau, “Benchmarking differentially private synthetic data generation algorithms,” *arXiv preprint arXiv:2112.09238*, 2021.
- [48] P. Basu, T. S. Roy, R. Naidu, Z. Muftuoglu, S. Singh, and F. Mireshghallah, “Benchmarking differential privacy and federated learning for bert models,” *arXiv preprint arXiv:2106.13973*, 2021.
- [49] C. Schäler, T. Hütter, and M. Schäler, “Benchmarking the utility of w-event differential privacy mechanisms-when baselines become mighty competitors,” *Proceedings of the VLDB Endowment*, vol. 16, no. 8, pp. 1830–1842, 2023.
- [50] L. Rosenblatt, B. Herman, A. Holovenko, W. Lee, J. Loftus, E. McKinie, T. Rumezhak, A. Stadnik, B. Howe, and J. Stoyanovich, “Epistemic parity: Reproducibility as an evaluation metric for differential privacy,” *ACM SIGMOD Record*, vol. 53, no. 1, pp. 65–74, 2024.
- [51] G. M. Garrido, J. Near, A. Muhammad, W. He, R. Matzutt, and F. Matthes, “Do i get the privacy i need? benchmarking utility in differential privacy libraries,” *arXiv preprint arXiv:2109.10789*, 2021.
- [52] D. Prokhorenkov and Y. Cao, “Towards benchmarking privacy risk for differential privacy: A survey,” in *Proceedings of the 10th ACM International Conference on Systems for Energy-Efficient Buildings, Cities, and Transportation*, 2023, pp. 322–327.
- [53] S. Raskhodnikova and A. Smith, “Differentially private analysis of graphs,” *Encyclopedia of Algorithms*, 2016.
- [54] C. Dwork, F. McSherry, K. Nissim, and A. Smith, “Calibrating noise to sensitivity in private data analysis,” in *Theory of Cryptography: Third Theory of Cryptography Conference, TCC 2006, New York, NY, USA, March 4-7, 2006. Proceedings 3*. Springer, 2006, pp. 265–284.
- [55] F. McSherry and K. Talwar, “Mechanism design via differential privacy,” in *48th Annual IEEE Symposium on Foundations of Computer Science (FOCS’07)*. IEEE, 2007, pp. 94–103.
- [56] S. L. Warner, “Randomized response: A survey technique for eliminating evasive answer bias,” *Journal of the American Statistical Association*, vol. 60, no. 309, pp. 63–69, 1965.
- [57] A. Bonifati, I. Holubová, A. Prat-Pérez, and S. Sakr, “Graph generators: State of the art and open challenges,” *ACM computing surveys (CSUR)*, vol. 53, no. 2, pp. 1–30, 2020.
- [58] J. Blocki, A. Blum, A. Datta, and O. Sheffet, “The johnson-lindenstrauss transform itself preserves differential privacy,” in *2012 IEEE 53rd Annual Symposium on Foundations of Computer Science*. IEEE, 2012, pp. 410–419.
- [59] S. P. Kasiviswanathan, K. Nissim, S. Raskhodnikova, and A. Smith, “Analyzing graphs with node differential privacy,” in *Theory of Cryptography: 10th Theory of Cryptography Conference, TCC 2013, Tokyo, Japan, March 3-6, 2013. Proceedings*. Springer, 2013, pp. 457–476.
- [60] C. Dwork, “Differential privacy: A survey of results,” in *International conference on theory and applications of models of computation*. Springer, 2008, pp. 1–19.
- [61] S. P. Kasiviswanathan, H. K. Lee, K. Nissim, S. Raskhodnikova, and A. Smith, “What can we learn privately?” *SIAM Journal on Computing*, vol. 40, no. 3, pp. 793–826, 2011.
- [62] K. Nissim, S. Raskhodnikova, and A. Smith, “Smooth sensitivity and sampling in private data analysis,” in *Proceedings of the thirty-ninth annual ACM symposium on Theory of computing*, 2007, pp. 75–84.
- [63] P. W. Holland and S. Leinhardt, “Transitivity in structural models of small groups,” *Comparative group studies*, vol. 2, no. 2, pp. 107–124, 1971.
- [64] D. J. Watts and S. H. Strogatz, “Collective dynamics of ‘small-world’ networks,” *nature*, vol. 393, no. 6684, pp. 440–442, 1998.
- [65] C. Dwork, K. Kenthapadi, F. McSherry, I. Mironov, and M. Naor, “Our data, ourselves: Privacy via distributed noise generation,” in *Advances in Cryptology-EUROCRYPT 2006: 24th Annual International Conference on the Theory and Applications of Cryptographic Techniques, St. Petersburg, Russia, May 28-June 1, 2006. Proceedings 25*. Springer, 2006, pp. 486–503.
- [66] M. Abadi, A. Chu, I. Goodfellow, H. B. McMahan, I. Mironov, K. Talwar, and L. Zhang, “Deep learning with differential privacy,” in *Proceedings of the 2016 ACM SIGSAC conference on computer and communications security*, 2016, pp. 308–318.
- [67] S. Kullback, *Information theory and statistics*. Courier Corporation, 1997.
- [68] M. S. Nikulin *et al.*, “Hellinger distance,” *Encyclopedia of mathematics*, vol. 78, 2001.
- [69] W. W. Daniel, “Kolmogorov-smirnov one-sample test,” *Applied non-parametric statistics*, vol. 2, 1990.
- [70] G. Rossetti, L. Pappalardo, D. Pedreschi, and F. Giannotti, “Tiles: an online algorithm for community discovery in dynamic social networks,” *Machine Learning*, vol. 106, pp. 1213–1241, 2017.
- [71] J. Leskovec and A. Krevl, “SNAP Datasets: Stanford large network dataset collection,” <http://snap.stanford.edu/data>, Jun. 2014.
- [72] R. A. Rossi and N. K. Ahmed, “The network data repository with interactive graph analytics and visualization,” in *AAAI*, 2015. [Online]. Available: <https://networkrepository.com>
- [73] P. Erdős and A. Rényi, “On the evolution of random graphs,” *Publ. Math. Inst. Hungar. Acad. Sci.*, vol. 5, pp. 17–61, 1960.
- [74] A.-L. Barabási and R. Albert, “Emergence of scaling in random networks,” *science*, vol. 286, no. 5439, pp. 509–512, 1999.
- [75] M. E. Newman, S. H. Strogatz, and D. J. Watts, “Random graphs with arbitrary degree distributions and their applications,” *Physical review E*, vol. 64, no. 2, p. 026118, 2001.
- [76] B. e. Bollobás, O. Riordan, J. Spencer, and G. Tusnády, “The degree sequence of a scale-free random graph process,” *Random Structures & Algorithms*, vol. 18, no. 3, pp. 279–290, 2001.
- [77] C. Dwork, N. Kohli, and D. Mulligan, “Differential privacy in practice: Expose your epsilons!” *Journal of Privacy and Confidentiality*, vol. 9, no. 2, 2019.
- [78] S. P. Kasiviswanathan and A. Smith, “On the ‘semantics’ of differential privacy: A bayesian formulation,” *Journal of Privacy and Confidentiality*, vol. 6, no. 1, 2014.
- [79] J. Lee and C. Clifton, “How much is enough? choosing ϵ for differential privacy,” in *Information Security: 14th International Conference, ISC 2011, Xi’an, China, October 26-29, 2011. Proceedings 14*. Springer, 2011, pp. 325–340.
- [80] A. Pankova and P. Laud, “Interpreting epsilon of differential privacy in terms of advantage in guessing or approximating sensitive attributes,” in *2022 IEEE 35th Computer Security Foundations Symposium (CSF)*. IEEE, 2022, pp. 96–111.

To ensure the reliability and correctness of our re-implemented code, we conducted a comprehensive verification process. This section presents a comparison of our results with those reported in the original papers, utilizing identical or closely matched experimental settings.

In our benchmark experiments, we evaluate the following methods: DP-dK [14], TmF [15], PrivSKG [17], PrivHRG [18], PrivGraph [19], and DGG [24]. We utilized the original source code for both PrivHRG and PrivGraph. Additionally, we implemented DGG within a central setting, which differs from the local setting described in the original paper; therefore, a direct comparison between our results and those in the original paper is not feasible. Considering the straightforward nature of the DGG implementation, we will not delve into it further in this section. Instead, we will focus on verifying the re-implementations of DP-dK, TmF, and PrivSKG.

DP-dK. Table XI presents the results from the original paper [14] alongside those from our re-implementation of DP-dK. Since most of the datasets used in the original paper are unavailable, we conducted our evaluation on the CA-GrQC dataset. Overall, we observe that most of our results are similar to those reported in the original study. Interestingly, our re-implementation even shows improved performance on certain metrics, such as the assortativity coefficient, average clustering coefficient, and modularity. One notable difference lies in the diameter results, which can be attributed to variations in the construction methods. After obtaining the private dK distribution, we used the Havel-Hakimi algorithm to generate synthetic graphs, whereas the original paper did not specify the construction algorithm used.

TmF. Since the original paper [15] provides limited results, we instead compare our re-implementation with those from PrivGraph [19]. To conserve space, we use the Facebook dataset as an example for verification. Fig 3 and Fig. 4 show results for degree distribution and community detection. In the original figures, TmF results are shown with a red line and red inverted triangles; in our figures, TmF results are represented by an orange line with stars. For the degree distribution, the Y-axis range in the original figures is [0,20], and for community detection, it spans [0,0.5]. Our observations reveal that the maximum, minimum, and general trends across both sets of line plots are comparable. For example, in degree distribution, the Y-axis range is around [10,15] in both cases, and both show a declining trend.

PrivSKG. Given that most datasets from the original paper are either unavailable or have since been updated, we conducted our evaluation on the CA-GrQC dataset. Specifically, we computed the degree distribution and average clustering coefficient, then compared the plots from our re-implementation to those in the original paper, as illustrated in Fig. 5 and Fig. 6. Since the original paper did not provide exact values in the experimental section, we rely on comparisons of the maximum, minimum, and overall trends in the line plots. For instance, in Fig. 5, both our and the original results show a

maximum count of about 10^3 , with the count approaching zero at a degree of approximately 100. Both plots align with the power-law distribution pattern.

B OVERALL RESULTS ON GRAPH QUERIES

We also evaluate the results of different algorithms on each query for all privacy budgets and graph datasets, which helps researchers find that which algorithm performs best for a specific type of graph queries. As presented in Table XII, each entry in the table indicates the number of times an algorithm achieved the best performance out of 6 ϵ values and 8 graph datasets for a given query (Definition 6). The highest frequency in each case is highlighted in gray. We can conclude some key findings from the overall results.

Definition 6. Let A be target algorithm. Let $G = \{G_1, G_2, \dots, G_m\}$ be a set of m graph datasets. Let $E = \{\epsilon_1, \epsilon_2, \dots, \epsilon_n\}$ be a set of n privacy budgets. Let $Q = \{Q_1, Q_2, \dots, Q_q\}$ be a set of q queries. Let B_i be the best performance indicator:

$$B_{jk} = \begin{cases} 1 & \text{if } A \text{ performs best on } Q_i \text{ for } G_j \text{ and } \epsilon_k \\ 0 & \text{otherwise} \end{cases}$$

Finally, we have:

$$C_A(Q_i) = \sum_{j=1}^m \sum_{k=1}^n B_{jk},$$

where $C_A(Q_i)$ is the count of how often algorithm A performs best across m graph datasets and n privacy budgets for Q_i .

According to Table XII, we have the following observations. 1) DP-dK performs better than other methods when querying the degree distribution and average clustering coefficient. It calibrates the noise based on the smooth sensitivity, achieving the strict differential privacy guarantee with smaller magnitude noise. 2) TmF achieves the highest counts on calculating the number of nodes, number of edges, average degree, modularity, assortativity coefficient, and eigenvector centrality. It is because it leverages the high-pass filtering technique to avoid the whole matrix manipulation. 3) PrivSKG outperforms other methods for triangle counts, diameter, and global clustering coefficient. It computes a private of a given graph in the stochastic Kronecker graph (SKG) model, achieving good results. 4) PrivHRG yields better outcomes than other approaches when assessing the community detection. It infers the network structure by using a statistical hierarchical random graph (HRG) model, which is good for preserving the community structure. 5) PrivGraph demonstrates superior results compared to other methods when querying the number of nodes and eigenvector centrality. The reason is that it reduces the excessive noise by exploiting the community information. 6) DGG shows higher performance than other methods on queries for the number of nodes, degree variance, average of all shortest paths, and distance distribution. This is because DGG generates synthetic graphs using degree information, which is essential for most graph queries.

C RESULTS OF DER

In our benchmark, we do not directly compare DER results, as DER is commonly considered a baseline approach relative to other methods, such as TmF and PrivGraph. However, to demonstrate DER’s performance, we include a comparison with TmF and PrivGraph. As illustrated in Fig. 7, DER generally exhibits lower performance than the other methods.

D SENSITIVITY AND MECHANISMS

Sensitivity [9] captures the amount of necessary noise to ensure differential privacy (DP). Two common sensitivity definitions are global sensitivity [9] and smooth sensitivity [62].

Definition 7 (Global Sensitivity [9]). *For a query function $f : D \rightarrow \mathbb{R}$, the global sensitivity is defined by*

Definition 9 (Laplace Mechanism). *Given any function $f : D \rightarrow \mathbb{R}^k$, let Δf be the sensitivity of function f . $M(x) = f(x) + (Y_1, \dots, Y_k)$ satisfies ϵ -differential privacy, where Y_i are i.i.d random variables drawn from $Lap(\Delta f/\epsilon)$ and ϵ is the privacy budget.*

While the Laplace mechanism is effective for handling numeric queries, it is not suitable for queries with non-numeric values. Exponential mechanism [55] is applied whether a function’s output is numerical or categorical. The formal definition is described as follows:

Definition 10 (Exponential Mechanism). *Given any quality function $q : (D \times O) \rightarrow \mathbb{R}$, and a privacy budget ϵ , the exponential mechanism $M(D)$ outputs $o \in O$ with probability proportional to $\exp(\frac{\epsilon q(D,o)}{2\Delta q})$, where $\Delta q = \max_{\forall o, D \simeq D'} |q(D,o) -$*

$$\Delta_{GS} = \max_{D \simeq D'} |f(D) - f(D')|,$$

where D and D' are neighboring databases that differ in a single user’s data.

Definition 8 (Smooth Sensitivity [62]). *For a query function $f : D \rightarrow \mathbb{R}$, the β -smooth sensitivity at a database D is defined by*

$$S_f^\beta(D) = \max_{D' \simeq D} \left(\Delta_f(D') \cdot e^{-\beta \cdot d(D, D')} \right),$$

where $\Delta_f(D')$ is the local sensitivity at D' given by $\Delta_f(D') = \max_{D'' \simeq D'} |f(D') - f(D'')|$, D and D' are neighboring databases differing in a single user’s data, and $d(D, D')$ is the distance between D and D' .

The Laplace Mechanism [54] satisfies the requirements of differential privacy (DP) by adding random Laplace noise to the aggregated results. The magnitude of the noise is determined by the sensitivity Δf , i.e., global sensitivity. It is defined as the maximum change in the output of the aggregation function f when the input data D is modified. When f is a numeric query, the formal definition is as follows: $q(D', o)$ is the sensitivity of the quality function. $M(D)$ satisfies ϵ -differential privacy under the following equation.

$$\Pr[M(D) = o] = \frac{\exp(\frac{\epsilon q(D,o)}{2\Delta q})}{\sum_{o' \in O} \exp(\frac{\epsilon q(D,o')}{2\Delta q})} \quad (2)$$

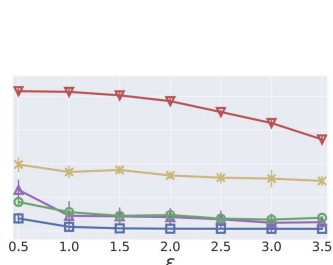
TABLE XI
VERIFICATION OF DP-dK ON CA-GRQC.

Query	Ground Truth	ϵ					
		20		2		0.2	
		Original	Our	Original	Our	Original	Our
$ V $	5241	5242	5242.1	5239	5269.6	5382	5802.3
$ E $	14484	14509	14442	14596	15456	19430	24260
\bar{d}	5.527	5.535	5.52	5.572	5.802	7.220	9.617
Ass	0.659	-0.018	0.902	-0.007	0.889	-0.005	0.827
ACC	0.529	0.007	0.566	0.008	0.597	0.015	0.563
l_{max}	17	13	893	12	583	10	723
Δ	48260	628	40120	745	48758	3035	159457
Transitivity	0.629	0.008	0.525	0.009	0.52	0.017	0.486
Mod	0.801	0.404	0.902	0.402	0.889	0.323	0.826

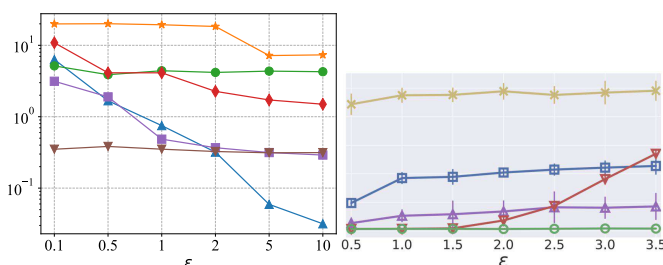
TABLE XII
OVERALL RESULTS ON GRAPH QUERIES.

Algorithms	Graph Queries															
	$ V $	$ E $	Δ	\bar{d}	d_σ	d	l_{max}	l	l	GCC	ACC	CD	Mod	Ass	EVC	
DP-dK	0	0	6	0	9	35	0	0	7	12	29	0	14	3	3	
TmF	48	48	11	48	6	4	10	12	10	10	9	11	21	16	11	
PrivSKG	0	0	20	0	8	0	17	7	4	19	0	0	0	10	7	
PrivHRG	6	0	2	0	2	0	14	5	8	3	4	37	5	15	9	
PrivGraph	48	0	3	0	0	0	6	5	3	4	0	0	2	3	11	
DGG	48	0	6	0	23	9	15	19	16	0	6	0	6	1	7	

¹ Each number shows how often the algorithm performs best across 6 privacy budgets and 8 datasets. For example, the first number '48' in the second row means that TmF outperforms others in all cases.
² The highest frequency in each case is highlighted in gray.

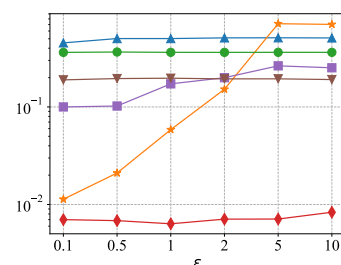


(a) Original



(b) Our

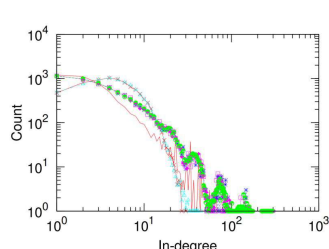
Fig. 3. Degree Distribution of TmF.



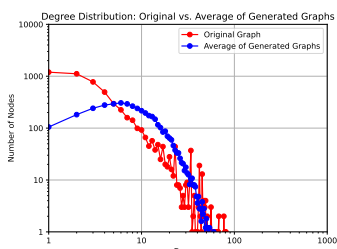
(a) Original

(b) Our

Fig. 4. Community detection of TmF.

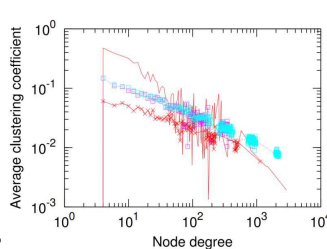


(a) Original

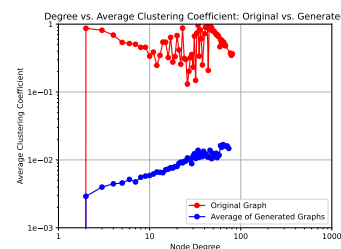


(b) Our

Fig. 5. Degree Distribution of PrivSKG.



(a) Original



(b) Our

Fig. 6. Average Clustering Coefficient of PrivSKG.

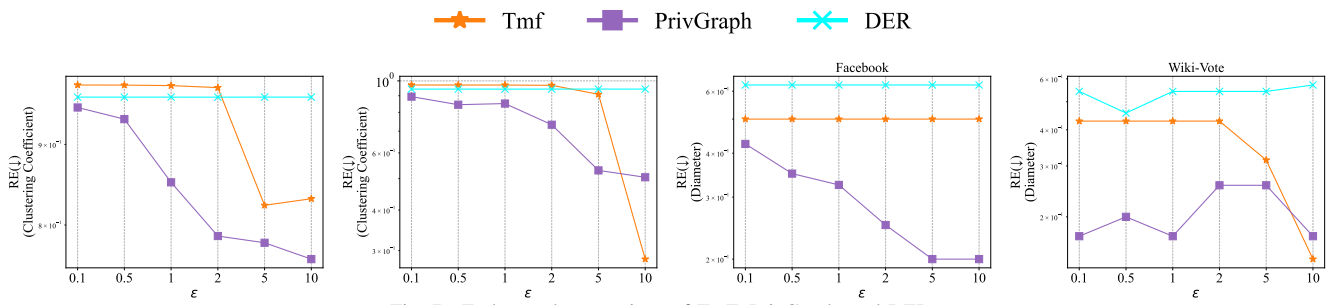


Fig. 7. End-to-end comparison of TmF, PrivGraph, and DER.