

Trivial extensions of monomial algebras are symmetric fractional Brauer configuration algebras

Yuming Liu^a and Bohan Xing^{a,*}

January 29, 2026

Abstract: By providing equivalent definitions of fractional Brauer configuration algebras in certain special cases, we associate to each monomial algebra some combinatorial data called a fractional Brauer configuration, from which we construct a corresponding fractional Brauer configuration algebra. We show that this algebra is isomorphic to the trivial extension of the given monomial algebra. Furthermore, we establish a one-to-one correspondence between the isomorphism classes of monomial algebras and the equivalence classes of pairs consisting of a symmetric fractional Brauer configuration algebra of type S with a free fractional-degree function and an admissible cut on it.

1 Introduction

In the representation theory of algebras, monomial algebras form an important class of finite-dimensional quiver algebras. They admit a natural grading and are often used as testing grounds for various theories and conjectures. For example, the minimal two-sided projective resolution of a given monomial algebra can be described explicitly [2], and the finitistic dimension conjecture is known to hold for monomial algebras [10]. Moreover, monomial algebras encompass algebras of diverse global dimensions and representation types, making them a rich and versatile class from the viewpoint of representation theory.

Symmetric algebras constitute another fundamental class of finite-dimensional algebras. Typical examples include group algebras of finite groups and trivial extensions of finite-dimensional algebras. The trivial extension construction appears frequently in representation theory, and various connections between trivial extension algebras and tilting theory have been established (see [13, 26, 19]). More recently, a characterization of trivial extension algebras in terms of quivers with relations was obtained in [7, Theorem 1.1].

In [23], Schroll shows that trivial extensions of gentle algebras, a special subclass of monomial algebras, are Brauer graph algebras, a class of symmetric special biserial algebras, and establishes a correspondence between gentle algebras and Brauer graph algebras with multiplicity one via admissible cuts. Green and Schroll [12] later generalized these results, proving that trivial extensions of almost gentle algebras, which are monomial and properly contain gentle algebras, are Brauer configuration algebras, and obtained a similar correspondence using admissible cuts. More recently, an analogous correspondence between trivial extensions of skew-gentle algebras and skew-Brauer algebras, which

Mathematics Subject Classification(2020): 16G20, 16G10, 16S99.

Keywords: Symmetric fractional Brauer configuration (algebra) of type S ; Monomial algebra; Trivial extension; Admissible cut.

^aSchool of Mathematical Sciences, Laboratory of Mathematics and Complex Systems, Beijing Normal University, Beijing 100875, P. R. China. E-mail: ymlu@bnu.edu.cn (Y.M. Liu); bhxing@mail.bnu.edu.cn (B.H. Xing).

*Corresponding author.

also contain gentle algebras as a subclass, has been established in the non-monomial case, by Elsener, Guazzelli, and Valdivieso [3] and by Soto [25] independently. In our forthcoming work [16], we will show that their skew-Brauer graph algebras are in fact f-BCAs (see the next paragraph for an explanation of this notion). This can also be hinted at by our Example 5.7.

Very recently, Li and Liu gave a further generalization of Brauer configuration algebras in [15]. These algebras are defined using certain combinatorial data called fractional Brauer configurations (abbr. f-BCs) and are referred to as fractional Brauer configuration algebras (abbr. f-BCAs). In general, such algebras need not be symmetric, multiserial, or even finite-dimensional. However, if the underlying f-BC is of type S, finite, and symmetric (see Section 2.2 for the precise definitions of these notions), then the corresponding f-BCA is symmetric and finite-dimensional. We call such an algebra a symmetric Brauer configuration algebra of type S (abbr. symmetric f_s -BCA).

In this paper, we generalize the results of [23] and [12]. For any monomial algebra, we construct a fractional Brauer configuration of type S (abbr. f_s -BC) and define the corresponding fractional Brauer configuration algebra (f_s -BCA). We show that this algebra is isomorphic to the trivial extension of the given monomial algebra. Furthermore, we establish a one-to-one correspondence between the set of isomorphism classes of monomial algebras and the set of equivalence classes of pairs consisting of a symmetric f_s -BCA with a free fractional-degree function and an admissible cut on it.

Outline. In Section 2, we recall the definitions and basic properties of f-BCAs and f_s -BCAs. We also provide equivalent conditions for the defining relations of f-BCAs in Lemma 2.6, and give an equivalent definition of f_s -BCAs in Lemma 2.15 in the case where the corresponding f_s -BC is symmetric. In Section 3, for each monomial algebra A , we construct a fractional Brauer configuration E_A of type S (Proposition 3.1). Section 4 shows that the f_s -BCA associated with E_A is isomorphic to the trivial extension of the given monomial algebra A (Theorem 4.4). In Section 5, we introduce admissible cuts of symmetric f_s -BCAs and establish a one-to-one correspondence between the isomorphism classes of monomial algebras and the equivalence classes of pairs consisting of a symmetric f_s -BCA with a free fractional degree function and an admissible cut on it (Corollary 5.6).

2 Basic knowledge about f_s -BCAs

2.1 Fractional Brauer configuration algebras

We recall some definitions of fractional Brauer configuration algebras in [15], which will play an important role in our following discussions. Furthermore, we give some equivalent conditions of the relations in fractional Brauer configuration algebras.

Definition 2.1. ([15, Definition 3.3]) *A fractional Brauer configuration (abbr. f-BC) is a quadruple $E = (E, P, L, d)$, where E is a G -set with $G = \langle g \rangle \cong (\mathbb{Z}, +)$, an infinite cyclic group, P and L are two partitions of E , and $d : E \rightarrow \mathbb{Z}_+$ is a function, such that the following conditions hold.*

- (f1) $L(e) \subseteq P(e)$ and $P(e)$ is a finite set for each $e \in E$.
- (f2) If $L(e_1) = L(e_2)$, then $P(g(e_1)) = P(g(e_2))$.
- (f3) If e_1, e_2 belong to same $\langle g \rangle$ -orbit, then $d(e_1) = d(e_2)$.
- (f4) $P(e_1) = P(e_2)$ if and only if $P(g^{d(e_1)}(e_1)) = P(g^{d(e_2)}(e_2))$.
- (f5) $L(e_1) = L(e_2)$ if and only if $L(g^{d(e_1)}(e_1)) = L(g^{d(e_2)}(e_2))$.
- (f6) The formal sequence $L(g^{d(e)-1}(e)) \cdots L(g(e))L(e)$ is not a proper subsequence of the formal sequence $L(g^{d(h)-1}(h)) \cdots L(g(h))L(h)$ for all $e, h \in E$.

For convenience, we recall the following notations in [15, Remark 3.4]. The elements in E are called angles. The $\langle g \rangle$ -orbits of E are called vertices. The classes $P(e)$ of the partition P are called polygons. The partition L is said to be trivial if $L(e) = e$ for each $e \in E$. It will be clear later when we define the associated quiver of E that the partitions P and L correspond to vertices and arrows respectively.

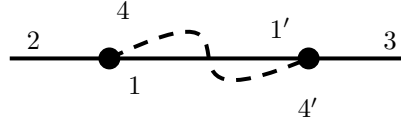
The function $d : E \rightarrow \mathbb{Z}_+$ is called degree function. Condition (f3) means that the degree function can be defined on vertices. Let v be a vertex such that v is a finite set, define the fractional-degree (abbr. f-degree) $d_f(v)$ of a vertex v to be the rational number $d(v)/|v|$. An f-BC E is called f-degree-free (resp. the f-degree function of E is free) if each $d(e) = |v_e|$ (respectively, $d_f(v_e) = 1$) where v_e is the $\langle g \rangle$ -orbit containing the angle e .

Denote by σ the map $E \rightarrow E$, $e \mapsto g^{d(e)}(e)$, which is called the Nakayama automorphism of E . Moreover, we call an f-BC E *symmetric* if its Nakayama automorphism is identity. This equals to say that E has integral fractional-degree on each vertex.

Below we provide some examples to help the reader understand these concepts.

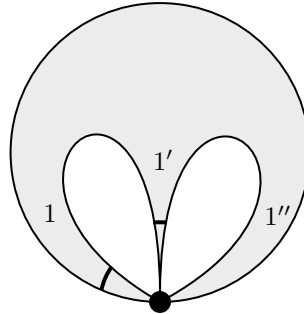
Example 2.2. Let $E = \{1, 1', 2, 3, 4, 4'\}$. Define the group action on E by $g(1) = 2$, $g(2) = 4$, $g(4) = 1$, $g(1') = 3$, $g(3) = 4'$, $g(4') = 1'$. Define $P(1) = \{1, 1'\}$, $P(2) = \{2\}$, $P(3) = \{3\}$, $P(4) = \{4, 4'\}$, $L(4) = \{4, 4''\}$ and $L(e) = \{e\}$ for other $e \in E$. The f-degree function d_f of E is free. It can be verified that E is an f-BC.

Since each polygon here contains at most two elements, we can represent each angle by a half-edge and each 2-gon by an edge. The above combinatorial description can be illustrated by the following graph, where the orientation around each vertex corresponds to the group action, which we take to be clockwise. In particular, following the convention in [27], we use a dotted line to represent an edge whose two half-edges lie in the same L -partition, indicating that this edge is labeled in the graph.



Example 2.3. Let $E = \{1, 1', 1''\}$. Define the group action on E by $g(1) = 1'$, $g(1') = 1''$, $g(1'') = 1$. Define $P(1) = \{1, 1', 1''\}$, $L(1) = \{1, 1'\}$ and $L(1'') = \{1''\}$. The f-degree function d_f of E is free. It can be verified that E is an f-BC.

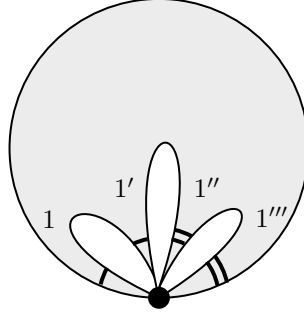
The above combinatorial data can be represented by the following diagram, in the same manner as in [11], where the orientation around each vertex corresponds to the group action, which we take to be clockwise. In particular, the small arcs at the angles 1 and 1' indicate that these two angles belong to the same class of the partition L , following the same convention as in [15, Example 7.16].



Example 2.4. We present an example that is slightly more complicated than Example 2.3. Let $E = \{1, 1', 1'', 1'''\}$. Define the group action on E by $g(1) = 1'$, $g(1') = 1''$, $g(1'') = 1'''$ and $g(1''') = 1$.

Define $P(1) = \{1, 1', 1'', 1'''\}$, $L(1) = \{1, 1'\}$ and $L(1'') = \{1'', 1'''\}$. The f -degree function d_f of E is free. It can be verified that E is an f -BC.

The above combinatorial data can be represented by the following diagram, where the orientation around each vertex corresponds to the group action, which we take to be clockwise. In particular, the small arcs (resp. double-arcs) at the angles 1 and $1'$ (resp. $1''$ and $1'''$) indicate that these two angles belong to the same class of the partition L .



In fact, the above combinatorial definition of an f -BC provides a way to define a quiver with relations, which in turn helps us study more (finite-dimensional) algebras. We will better understand the concepts in Definition 2.1 through the quivers associated with f -BCs.

We first recall some basic notations about quiver algebras. Let k be a field and let $A = kQ/I$ be a quiver algebra, which means that A is a quotient algebra of the path algebra kQ defined on a finite quiver Q by modulo an ideal I in kQ . (Note that in the present paper all the involved ideals I are lied in between the ideal $kQ_{\geq 1}$ generated by the arrows in Q and some power of $kQ_{\geq 1}$.) We denote by $s(p)$ the source vertex of a path p and by $t(p)$ its terminus vertex. We will write paths from right to left, for example, $p = \alpha_n \alpha_{n-1} \cdots \alpha_1$ is a path with starting arrow α_1 and ending arrow α_n . The length of a path p will be denoted by $l(p)$. For convenience, for $p, q \in Q$, we denote $p \mid q$ if p is a subpath of q . By abuse of notation we sometimes view an element in kQ as an element in kQ/I if no confusion can arise.

We now define, for each f -BC, a quiver with relations associated to it.

Definition 2.5. ([15, Definition 4.1]) For an f -BC $E = (E, P, L, d)$, the quiver $Q_E = (Q_0, Q_1)$ associated with E defined as follow: $Q_0 = \{P(e) \mid e \in E\}$ and

$$Q_1 = \{L(e) \mid e \in E, s(L(e)) = P(e) \text{ and } t(L(e)) = P(g(e))\}.$$

Therefore, the sequence $L(g^{d(e)-1}(e)) \cdots L(g(e))L(e)$ we considered in condition (f6) in Definition 2.1 is actually a path in the quiver Q_E . We call such a path of the form $L(g^{d(e)-1}(e)) \cdots L(g(e))L(e)$ the *special path* starting at $e \in E$. We also note that for a path $p = L(e_n) \cdots L(e_2)L(e_1)$ of Q_E , there exists some $e \in E$ such that $p = L(g^{n-1} \cdot e) \cdots L(g \cdot e)L(e)$ if and only if $\bigcap_{i=1}^n g^{n-i} \cdot L(e_i) \neq \emptyset$ (see [15, Lemma 4.3]).

Moreover, we can define the ideal I_E which is generated by the following three types of relations (see [15, Definition 4.4]):

- (R1) $L(g^{d(e)-1-k}(e)) \cdots L(g(e))L(e) - L(g^{d(h)-1-k}(h)) \cdots L(g(h))L(h)$, if $P(e) = P(h)$, $k \geq 0$ and $L(g^{d(e)-i}(e)) = L(g^{d(h)-i}(h))$ for $1 \leq i \leq k$.
- (R2) $L(e_n) \cdots L(e_2)L(e_1)$, if $P(g(e_i)) = P(e_{i+1})$ for each $1 \leq i \leq n-1$ and $\bigcap_{i=1}^n g^{n-i}(L(e_i)) = \emptyset$.
- (R3) $L(g^{n-1}(e)) \cdots L(g(e))L(e)$ for $n > d(e)$.

Call the three kinds of relations in I_E type 1, type 2, and type 3, respectively. The quiver algebra $A_E := kQ_E/I_E$ is then called the fractional Brauer configuration algebra (abbr. f-BCA) associated with the f-BC E . Note that in [15, Definition 5.1], the definition of the corresponding algebra is defined as the opposite algebra kQ_E^{op}/I_E^{op} , however, since it is more direct to connect E with the quiver Q_E , we define A_E as the present form.

The above relations are expressed using the combinatorial notions appearing in the definition of f-BCs. For clarity, we restate their meanings below in the language of the path algebra kQ_E . Consider the following types of relations in kQ_E .

(R1')

$$L(g^{d(e)-1-k}(e)) \cdots L(g(e))L(e) = L(g^{d(h)-1-k}(h)) \cdots L(g(h))L(h),$$

where $P(e) = P(h)$ and $k \geq 0$, provided that there exists a nonzero path p in Q_E such that

$$pL(g^{d(e)-1-k}(e)) \cdots L(g(e))L(e) \quad \text{and} \quad pL(g^{d(h)-1-k}(h)) \cdots L(g(h))L(h)$$

are special paths starting at $P(e)$.

(R2')

$$L(e_n) \cdots L(e_2)L(e_1) = 0,$$

where the path $L(e_n) \cdots L(e_2)L(e_1)$ is not a subpath of any special path of an angle $e_1 \in E$, but every proper subpath of it is a subpath of some special path in kQ_E .

By Definition 2.1, it is easy to see that the sequences in the f-BC E fitting the condition (R1) is equivalent to the paths in Q_E fitting the condition (R1'). Moreover, we give the following lemma to show two descriptions of the relations in the ideal in kQ_E are equivalent.

Lemma 2.6. *The ideal generated by (R2') in kQ_E is equal to the ideal generated by (R2) and (R3).*

Proof. On the one hand, we prove each relation in (R2) and (R3) can be generated by (R2') in kQ_E . For all $L(g^{n-1}(e)) \cdots L(g(e))L(e)$ which is a relation in (R3) with $n > d(e)$, it is obviously not a subpath of the special path $L(g^{d(e)-1}(e)) \cdots L(g(e))L(e)$ of e , thus we can find some relation in (R2') that divides it exactly. If there exists a relation $L(e_n) \cdots L(e_2)L(e_1)$ which is a subpath of some special path in kQ_E , without loss of generality, we can assume it is in the form of $L(g^{n-1}(e)) \cdots L(g(e))L(e)$. However, that means $e_n \in \bigcap_{i=1}^n g^{n-i}(L(e_i)) \neq \emptyset$, contradicting with the condition in (R2).

On the other hand, we prove each relation in (R2') can be generated by (R2) and (R3) in kQ_E . For each relation $L(e_n) \cdots L(e_2)L(e_1)$ in (R2'), if it does not contain $L(g^{d(e_1)-1}(e_1)) \cdots L(g(e_1))L(e_1)$ as a proper subpath, consider the largest positive integer m such that $L(e_m) \neq L(g^m(e_1))$, then by Definition 2.1, in f-BC E , we have $L(e_m) \cap L(g^m(e_1)) = \emptyset$ since L is a partition of E . Therefore, $L(e_m) \cdots L(e_2)L(e_1)$ is a relation in (R2) which is a subpath of $L(e_n) \cdots L(e_2)L(e_1)$.

If $L(e_n) \cdots L(e_2)L(e_1)$ contains $L(g^{d(e_1)-1}(e_1)) \cdots L(g(e_1))L(e_1)$ as a proper subpath, then there are two cases by considering the arrow $L(e_{d(e_1)})$ in Q_E .

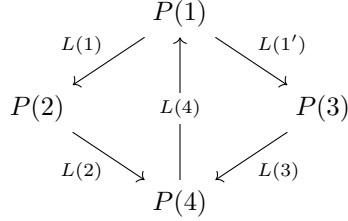
- If $L(e_{d(e_1)}) = L(g^{d(e_1)}(e_1))$, then it contains $L(g^{d(e_1)}(e_1))L(g^{d(e_1)-1}(e_1)) \cdots L(g(e_1))L(e_1)$ which is a relation in (R3) as a subpath in Q_E .
- If $L(e_{d(e_1)}) \neq L(g^{d(e_1)}(e_1))$, then by Definition 2.1, in f-BC E , we have $L(e_{d(e_1)}) \cap L(g^{d(e_1)}(e_1)) = \emptyset$ since L is a partition of E . Therefore, $L(e_{d(e_1)}) \cdots L(e_2)L(e_1)$ is a relation in (R2) which is a subpath of $L(e_n) \cdots L(e_2)L(e_1)$.

To sum up, the ideal generated by (R2') in kQ_E is equal to the ideal generated by (R2) and (R3). \square

Remark 2.7. We note that, as a generating set of I_E , whether viewed from the combinatorial perspective (generated by relations $(R1)$, $(R2)$, and $(R3)$) or from the path algebra perspective (generated by relations $(R1')$ and $(R2')$), it is not a minimal generating set of I_E . This is for the same reason that the three types of defining relations of the basic Brauer graph algebra do not form a minimal generating set. For instance, see [17, Remark 4.4]. In general, these relations constitute a Gröbner basis of the ideal I_E . However, such a basis is often not reduced; that is, some relations are redundant and can be generated by others.

We conclude this subsection by giving some examples.

Example 2.8. (Example 2.2 revisited) The quiver Q_E is given by



and for example, the special path starting at $1 \in E$ is given by

$$L(g^2(1))L(g(1))L(1) = L(4)L(2)L(1),$$

and the special path starting at $1' \in E$ is given by

$$L(g^2(1'))L(g(1'))L(1') = L(4)L(3)L(1').$$

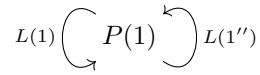
The ideal I_E is generated by

$$(R1') \quad L(2)L(1) = L(3)L(1');$$

$$(R2') \quad \begin{aligned} &\bullet L(1)L(4)L(2) = L(1')L(4)L(3) = 0; \\ &\bullet L(1)L(4)L(2)L(1) = L(4)L(2)L(1)L(4) = L(2)L(1)L(4)L(2) = 0; \\ &\bullet L(1')L(4)L(3)L(1') = L(4)L(3)L(1')L(4) = L(3)L(1')L(4)L(3) = 0. \end{aligned}$$

In fact, this algebra is not special multiserial, but it is derived equivalent to a Brauer configuration algebra (see, for instance, [1, Example 2.14]).

Example 2.9. (Example 2.3 revisited) The quiver Q_E is given by



and for example, the special path starting at $1 \in E$ is given by

$$L(g^2(1))L(g(1))L(1) = L(1'')L(1)^2,$$

and the special path starting at $1' \in E$ is given by

$$L(g^2(1'))L(g(1'))L(1') = L(1)L(1'')L(1).$$

The ideal I_E is generated by

$$(R1') \quad L(1'')L(1) = L(1)L(1'');$$

$$(R2') \quad \begin{aligned} &\bullet L(1'')L(1)^2L(1'') = L(1)L(1'')L(1)^2 = L(1)^2L(1'')L(1) = 0; \\ &\bullet L(1)^3 = L(1')^2 = 0. \end{aligned}$$

Example 2.10. (Example 2.4 revisited) The quiver Q_E is given by

$$L(1) \begin{pmatrix} \curvearrowright & P(1) & \curvearrowleft \\ \curvearrowleft & & \curvearrowright \end{pmatrix} L(1'')$$

and for example, the special path starting at $1 \in E$ is given by

$$L(g^3(1))L(g^2(1))L(g(1))L(1) = L(1'')^2L(1)^2,$$

and the special path starting at $1' \in E$ is given by

$$L(g^3(1'))L(g^2(1'))L(g(1'))L(1') = L(1)L(1'')^2L(1).$$

The ideal I_E is generated by

$$(R1') \quad L(1)^2L(1'') = L(1'')L(1)^2, \quad L(1)L(1'')^2 = L(1'')^2L(1);$$

$$(R2') \quad \begin{aligned} &\bullet L(1)L(1'')L(1) = L(1'')L(1)L(1'') = L(1)^3 = L(1'')^3 = 0; \\ &\bullet L(1'')^2L(1)^2L(1'') = L(1'')L(1)^2L(1'')^2 = L(1)^2L(1'')^2L(1) = L(1)L(1'')^2L(1)^2 = 0. \end{aligned}$$

2.2 Fractional Brauer configuration algebras of type S

In this section, we recall a special class of f-BCAs, called the fractional Brauer configuration algebras of type S in [15]. We begin by recalling some basic definitions.

Definition 2.11. ([15, Definition 3.10]) Let E be an f-BC, call a sequence $p = (g^{n-1}(e), \dots, g(e), e)$ with $e \in E$ and $0 \leq n \leq d(e)$ a standard sequence of E . In particular, we define $p = ()_e$ when $n = 0$ which is called a trivial sequence in E .

A standard sequence of the form $p = (g^{d(e)-1}(e), \dots, g(e), e)$ with $e \in E$ is called a full sequence of E . Actually, there is a bijective map between the full sequences $p = (g^{d(e)-1}(e), \dots, g(e), e)$ of E and the special paths $L(g^{d(e)-1}(e)) \cdots L(g(e))L(e)$ in kQ_E .

For a standard sequence $p = (g^{n-1}(e), \dots, g(e), e)$, we can define two associated standard sequences

$${}^\wedge p = \begin{cases} (g^{d(e)-1}(e), \dots, g^{n+1}(e), g^n(e)) & , \text{ if } 0 < n < d(e); \\ ()_{g^{d(e)}(e)} & , \text{ if } n = d(e); \\ (g^{d(e)-1}(e), \dots, g(e), e) & , \text{ if } n = 0 \text{ and } p = ()_e, \end{cases}$$

and

$$p^\wedge = \begin{cases} (g^{-1}(e), g^{-2}(e), \dots, g^{n-d(e)}(e)) & , \text{ if } 0 < n < d(e); \\ ()_e & , \text{ if } n = d(e); \\ (g^{-1}(e), \dots, g^{-d(e)}(e)) & , \text{ if } n = 0 \text{ and } p = ()_e. \end{cases}$$

Note that for a standard sequence p of E , ${}^\wedge pp$ and pp^\wedge are full sequences of E .

For a standard sequence $p = (g^{n-1}(e), \dots, g(e), e)$, define a formal sequence

$$L(p) = \begin{cases} L(g^{n-1}(e)) \cdots L(g(e))L(e), \dots, g^{n-d(e)}(e) & , \text{ if } 0 < n \leq d(e); \\ e_{P(e)} & , \text{ } p = ()_e. \end{cases}$$

where $e_{P(e)}$ is the trivial path at vertex $P(e)$ in kQ_E . Actually, it is a subpath of the special path of $e \in E$. Moreover, for a set \mathcal{X} of standard sequences, define $L(\mathcal{X}) = \{L(p) \mid p \in \mathcal{X}\}$. By the definition of f-BCA, for any standard sequence p in f-BC E , the formal sequence $L(p)$ corresponds to a nonzero path in the associated algebra $A = kQ_E/I_E$. By abuse of notation we sometimes view a standard sequence p in E as a path in kQ_E if no confusion can arise.

Definition 2.12. ([15, Definition 3.11]) *Let E be an f-BC, p and q be two standard sequences of E , define $p \equiv q$ if $L(p) = L(q)$. In the case we say p and q are identical.*

Actually, for standard sequences p, q , ${}^\wedge p \equiv {}^\wedge q$ if and only if $p^\wedge \equiv q^\wedge$. For a set \mathcal{X} of standard sequences, denote $[\mathcal{X}] = \{\text{standard sequence } q \mid q \text{ is identical to some } p \in \mathcal{X}\}$, denote ${}^\wedge \mathcal{X} = \{{}^\wedge p \mid p \in \mathcal{X}\}$ (resp. $\mathcal{X}^\wedge = \{p^\wedge \mid p \in \mathcal{X}\}$).

Definition 2.13. ([15, Definition 3.13]) *An f-BC E is said to be of type S (or E is an f_s -BC for short) if it satisfies additionally the following condition.*

(f7) *For standard sequences $p \equiv q$, we have $[({}^\wedge p)^\wedge] = [({}^\wedge q)^\wedge]$.*

The algebra $A = kQ_E/I_E$ is called the fractional Brauer configuration algebra of type S (abbr. f_s -BCA) associated with an f_s -BC E .

Remark 2.14. *For a standard sequence p , we have $[{}^\wedge [p^\wedge]] = [{}^\wedge [({}^\wedge p)^\wedge]] = [{}^\wedge [({}^\wedge p)^\wedge]] = [({}^\wedge p)^\wedge]$ whenever (f7) holds or not.*

As the definition of an f_s -BC is formulated using the notation of an f-BC E , we restate it in terms of paths in kQ_E .

From now on, assume that the f-BC E is symmetric, meaning that its Nakayama automorphism is the identity. In this case, all special paths in Q_E are cycles, and ${}^\wedge p = p^\wedge$ holds for every standard sequence p in E . We now introduce the following additional condition.

(sf7) *For two nonzero relations $p - q, p' - q'$ of type 1 in I_E , if pp', qp' and pq' are some special paths in Q_E at the same time, then so is qq' .*

The following lemma shows that conditions (f7) and (sf7) are equivalent for symmetric f-BCs.

Lemma 2.15. *The condition (f7) implies (sf7). Moreover, if the f-BC E is symmetric, then the condition (sf7) also implies (f7).*

Proof. On the one hand, we show that (f7) implies (sf7). Suppose, to the contrary, that (sf7) does not hold. Then there exist two nonzero relations of type 1, say $p - q$ and $p' - q'$, in I_E such that pp', qp' , and pq' are distinct special paths in Q_E , while qq' is not. Denote $l(p') = n$. By condition (f6) in Definition 2.1, we have $n \geq 1$. In this case, we can find distinct angles $e, h \in E$ such that

$$p' = L(g^{n-1}(e)) \cdots L(g(e))L(e) = L(g^{n-1}(h)) \cdots L(g(h))L(h),$$

and

$$p = L(g^{d(e)-1}(e)) \cdots L(g^n(e)), \quad q = L(g^{d(h)-1}(h)) \cdots L(g^n(h)).$$

Denote the standard sequences corresponding to p' by

$$p_1 = (g^{n-1}(e), \dots, e)$$

and

$$p_2 = (g^{n-1}(h), \dots, h),$$

thus $p_1 \equiv p_2$. Since pq' is a special path in E but qq' is not, we have $q' \in L([\wedge p_1]^\wedge)$ but $q' \notin L([\wedge p_2]^\wedge)$. Therefore, (f7) is also not true at the same time.

On the other hand, we prove (sf7) implies (f7) when E is symmetric. If not, there exist standard sequences $p \equiv q$ and $p \neq q$, such that $[[\wedge p]^\wedge] \neq [[\wedge q]^\wedge]$, which also means $L([\wedge p]^\wedge) \neq L([\wedge q]^\wedge)$.

To be more specific, we may assume that there exist a path p_0 in Q_E , such that $L(\wedge p)p_0$ is a special path in Q_E , but $L(\wedge q)p_0$ is not. In this case, we have $L(\wedge p) \neq L(\wedge q)$. Actually, by the definition of standard sequences and $L(p) = L(q)$, we have $L(\wedge p)L(p)$ and $L(\wedge q)L(p)$ are special paths in Q_E . Since E is symmetric, all special paths are cycles in Q_E . Therefore, $L(p)L(\wedge p)$ and $L(p)L(\wedge q)$ are different special paths in Q_E at the same vertex, that means $L(\wedge p) - L(\wedge q)$ is a relation of type 1. In the same reason, we have $L(p) - p_0$ is also a relation of type 1. However, $L(\wedge p) - L(\wedge q)$ and $L(p) - p_0$ do not fit the condition (sf7), a contradiction! \square

By Lemma 2.15, the f-BCs in Examples 2.2–2.4 are all f_s -BCs. We refer the reader to [15, Examples 3.7 and 3.8] for examples of f-BCs that are not f_s -BCs.

Proposition 2.16. ([15, Proposition 5.2 and 5.4]) *If E is a f_s -BC with a finite angle set, then the corresponding f_s -BCA $A = kQ_E/I_E$ is a finite-dimensional Frobenius algebra with the Nakayama automorphism of A induced by the inverse of the Nakayama automorphism of the f_s -BC E .*

Therefore, if the f_s -BC with a finite angle set is symmetric, then by [15, Proposition 5.5], $A = kQ_E/I_E$ is also symmetric; that is, $A \cong \text{Hom}_k(A, k)$ as A - A -bimodules. (See for example, [20, Theorem 3.1] for equivalent characterizations of symmetric algebras). Such algebras are called symmetric fractional Brauer configuration algebras of type S (abbr. symmetric f_s -BCAs).

3 The f_s -BC associated to a monomial algebra

In this section, we construct an f_s -BC from a given monomial algebra. Actually, it is a generalization of the graph of a gentle algebra in [23, Section 3.1].

Let $A = kQ/I$ be a finite-dimensional monomial algebra, which means that I is an ideal in kQ generated by paths. Consider the set $\mathcal{M} = \{p_1, \dots, p_m\}$ of maximal paths in A , that is, for each $p \in \mathcal{M}$ and each arrow $\alpha \in Q_1$, we have $\alpha p = 0 = p\alpha$ in A . The set \mathcal{M} is uniquely determined by $A = kQ/I$, since by [9, Proposition 2.5], the ideal I admits a unique minimal generating set \mathcal{G} consisting of paths. Consequently, the set of paths in kQ that contain no subpath from \mathcal{G} forms a finite k -linear basis \mathcal{B} of A . The subset $\mathcal{M} \subseteq \mathcal{B}$ consisting of maximal elements is therefore unique for a given monomial algebra $A = kQ/I$.

Define a quadruple $E_A = (E, P, L, d)$ of the monomial algebra $A = kQ/I$ as follows.

- $E = \bigcup_{p \in \mathcal{M}} \{(e_i, p) \mid p = (e_1 \rightarrow e_2 \rightarrow \dots \rightarrow e_n)\}$.
- $P((e_i, p)) = \{(e'_i, p') \in E \mid e_i = e'_i \in Q_0\}$.
- $L((e_i, p)) = \{(e'_i, p') \mid \text{the arrow starting at } e_i \text{ in } p \text{ is same as the arrow starting at } e'_i \text{ in } p'\}$. In particular, for every $p \in \mathcal{M}$, we set $L((t(p), p)) = \{(t(p), p)\}$.
- $d((e_i, p)) = l(p) + 1$.
- if $p = (e_1 \rightarrow e_2 \rightarrow \dots \rightarrow e_n)$, then $g((e_i, p)) = (e_{i+1}, p), i = 1, \dots, n-1$ and $g((e_n, p)) = (e_1, p)$.

We emphasize that we regard (e_i, p) and (e_j, p) with $i \neq j$ as distinct angles in E_A , even when $e_i = e_j$ in Q_0 . It is easy to prove that E_A is f-degree-free, that P and L form partitions of E_A , and that each $\langle g \rangle$ -orbit corresponds to a unique maximal path in A .

Now we show that the above definition indeed defines an f_s -BC.

Proposition 3.1. E_A is a symmetric f_s -BC.

Proof. We check the conditions in Definition 2.1 step by step.

(f1). Since A is finite-dimensional and \mathcal{M} is contained in a k -basis of A , by the definition of E_A , the angle set E is finite. Moreover, each $P((e_i, p)) \subseteq E$ is finite. By the definition of the partitions P and L in E_A , for all $(e'_i, p') \in L((e_i, p))$, there exists a common subarrow $\alpha \in Q_1$ of p and p' , such that $s(\alpha) = e_i = e'_i$, thus $(e'_i, p') \in P((e_i, p))$, that means $L((e_i, p)) \subseteq P((e_i, p))$ for all $(e_i, p) \in E$.

(f2). If $L((e_i, p)) = L((e'_i, p'))$, then there exists an arrow α in Q with $\alpha \mid p$ and $\alpha \mid p'$, such that $s(\alpha) = e_i = e'_i \in Q_0$. Denote the terminus vertex of α in p and p' by e_j and e'_j , respectively. Then $e_j = e'_j \in Q_0$. Therefore,

$$P(g(e_i, p)) = P((e_j, p)) = P((e'_j, p')) = P(g(e'_i, p')).$$

(f3). For all $(e_i, p) \in E$, each $\langle g \rangle$ -orbit of (e_i, p) is defined by the maximal path $p \in \mathcal{M}$. Therefore, by the definition of the degree function, we have $d((e_i, p)) = d(g^k(e_i, p))$, $k \in \mathbb{Z}$.

(f4) and (f5). For all $e \in E$ which is an angle of E_A , we have $g^{d(e)}(e) = e$. Therefore, the conditions (f4) and (f5) are automatically established.

(f6). If $L(g^{d(e)-1}(e)) \cdots L(g(e))L(e)$ is a proper subsequence of $L(g^{d(h)-1}(h)) \cdots L(g(h))L(h)$ for some $e, h \in E$, without loss of generality, we can assume that there exist a positive integer $n < d(h)$, such that

$$L(g^{d(e)-1}(e)) \cdots L(g(e))L(e) = L(g^{n-1}(h)) \cdots L(g(h))L(h).$$

To be more specific, let $e = (e_i, p)$ and $h = (e_j, q)$. By the definition of the partition L of E_A , there exist a non-trivial path p' in Q , such that $q = p'p$. However, that means p is a proper subpath of q , contradict to $p \in \mathcal{M}$ which is a maximal path in A .

To sum up, by Definition 2.1, we have E_A is a f-BC. Moreover, since for all $e \in E$ which is an angle of E_A , we have $g^{d(e)}(e) = e$. Therefore, the Nakayama automorphism σ of E_A is identity. That means, f-BC E_A is symmetric.

By using Lemma 2.15, we show that the f-BC E_A fits the condition (sf7). If not, consider the quiver Q_{E_A} associated with E_A , there exist $p_i := L(g^{n_i-1}(h_i)) \cdots L(g(h_i))L(h_i)$ with $i = 1, 2, 3, 4$, and two nonzero paths q_1, q_2 in Q_{E_A} such that $q_1p_1, q_1p_2, q_2p_3, q_2p_4$ are special paths in Q_{E_A} . In other words, $p_1 - p_2, p_3 - p_4$ are relations of type 1 in E_A . Moreover, we can assume that p_1p_3, p_2p_3, p_1p_4 are special paths in E_A , but p_2p_4 is not.

However, since $p_1 \neq p_2$ and q_1p_1, q_1p_2 are special paths in Q_E , we have the corresponding elements M_1, M_2 in \mathcal{M} . Since $L((t(M_1), M_1))$ is trivial, its corresponding arrow in Q_{E_A} can only appear in exactly one special path (under cyclic permutation of cycles in Q_{E_A}) in Q_{E_A} . Therefore, $L((t(M_1), M_1)) \mid p_1$. Moreover, since $p_3 \neq p_4$ and p_1p_3, p_1p_4 are special paths in Q_E , without loss of generality, we have $p_4 \neq q_1$ (otherwise, $p_2p_4 = p_2q_1$ is naturally a special path). Therefore, the arrow $L((t(M_1), M_1))$ appears in distinct special paths q_1p_1 and p_1p_4 in Q_{E_A} . However, $L((t(M_1), M_1))$ is a trivial angle set, which can only be involved in exactly one $\langle g \rangle$ -orbit, a contradiction!

In conclusion, E_A fits (sf7). By Lemma 2.15, E_A fits (f7) since E_A is symmetric. Therefore, E_A is a symmetric f_s -BC. \square

Let $A = kQ/I$ be a finite-dimensional monomial algebra, and let $E_A = (E, P, L, m)$ be the f_s -BC associated with A . Denote by A_E the f_s -BCA corresponding to E_A . Since the angle set E is finite, A_E is finite-dimensional. By Proposition 2.16 and the subsequent discussion, A_E is a finite-dimensional symmetric algebra.

4 Trivial extensions of monomial algebras

Let $A = kQ/I$ be a finite-dimensional k -algebra, and let $D(A) = \text{Hom}_k(A, k)$ denote its k -linear dual. Recall that the trivial extension of A , denoted by $T(A) = A \rtimes D(A)$, is the algebra whose

underlying vector space is $A \oplus D(A)$ and whose multiplication is given by

$$(a, f)(b, g) = (ab, ag + fb),$$

for all $a, b \in A$ and $f, g \in D(A)$. Here $D(A)$ is viewed as an A - A -bimodule via the action defined as follows: for $a, b \in A$ and $f \in D(A)$,

$$(afb)(x) = f(bxa), \quad \text{for all } x \in A.$$

It is well known that the trivial extension algebra $T(A)$ is symmetric (see, for example, [22, Proposition 6.5]). Moreover, it is shown in [5, Proposition 2.2] that the vertices of the quiver $Q_{T(A)}$ of $T(A)$ correspond to those of the quiver Q of A , and that the number of arrows from a vertex i to a vertex j in $Q_{T(A)}$ equals the number of arrows from i to j in Q , plus the dimension of the k -vector space $e_i(\text{soc}_{A^e} A)e_j$.

Suppose that I is generated by paths, that is, A is a monomial algebra. Consider

$$\mathcal{B} = \{p \in Q \mid p \notin I\}.$$

The set $\pi(\mathcal{B})$, where $\pi : kQ \rightarrow A$ is the canonical surjection, forms a k -basis of A . By abuse of notation, we identify \mathcal{B} itself with this k -basis. By [5, Proposition 2.2], the set \mathcal{M} of maximal paths of A is a subset of \mathcal{B} and forms a k -basis of $\text{soc}_{A^e}(A)$. Hence, if we denote by $(Q_{T(A)})_1$ the arrow set of the quiver $Q_{T(A)}$ of $T(A)$, and by Q_1 the arrow set of the quiver Q of the monomial algebra $A = kQ/I$, then

$$|(Q_{T(A)})_1| = |Q_1| + |\mathcal{M}|.$$

Lemma 4.1. *Let $A = kQ/I$ be a finite-dimensional monomial algebra. Denote the f_s -BCA associated with A by $A_E = kQ_E/I_E$ and the trivial extension of A by $T(A) = kQ_{T(A)}/I_{T(A)}$. Then the quiver Q_E is isomorphic to $Q_{T(A)}$.*

Proof. Denote the f_s -BC associated with A by $E_A = (E, P, L, m)$. Since the vertices of Q_E are corresponding to the partition P of E and for all $(e_i, p) \in E$, the angles in $P((e_i, p))$ have a common first coordinate in Q_0 , the vertices in Q_E are corresponding to the vertices in Q . Thus the vertices in Q_E are corresponding to the vertices in $Q_{T(A)}$.

Now consider the arrows in Q_E from a vertex i to a vertex j in Q_E . Denote the trivial path corresponding to i and j by e_i and e_j in Q . For each arrow α in $e_j Q e_i$, it can be extended to a maximal path p (may not unique) in A . Moreover, by definition of the f_s -BC E_A , $g(e_i, p) = (e_j, p)$. Therefore, by definition of the quiver of f -BC, there is an arrow in Q_E corresponding to α . If we choose a different maximal path p' containing α , then by definition of the f_s -BC E_A , $L((e_i, p)) = L((e_i, p'))$. Thus this correspondence is a bijection between the arrows in $Q_{T(A)}$ corresponding to an arrow $\alpha \in e_j Q e_i$ in Q and the arrows $L((e_i, p))$ in Q_E with p a maximal path in A containing α . Moreover, for all maximal path $p \in \mathcal{M}$ from j to i (Note that $p \in e_i(\text{soc}_{A^e} A)e_j$), we have that $L((e_i, p))$ is trivial and $g(e_i, p) = (e_j, p)$. Therefore, there exist a unique arrow $\alpha_p := L((e_i, p))$ in Q_E from i to j corresponding to the maximal path p .

In conclusion, the quiver Q_E is isomorphic to $Q_{T(A)}$. \square

Recall some basic properties of $T(A)$. The dual basis $\mathcal{B}^\vee = \{p^\vee \mid p \in \mathcal{B}\}$ forms a k -basis of $D(A)$, where for each $p \in \mathcal{B}$, the element $p^\vee \in D(A)$ is defined by $p^\vee(q) = \delta_{p,q}$ for all $q \in \mathcal{B}$.

Lemma 4.2. ([12, Lemma 4.1]) *Let A be a finite-dimensional monomial algebra with k -basis \mathcal{B} as above. Then, for $p, q, r \in \mathcal{B}$, the following holds in $T(A)$.*

$$(1) \quad (p, 0)(0, r^\vee) = \begin{cases} (0, s^\vee) & , \text{ if there is some } s \in \mathcal{B} \text{ with } sp = r \\ 0 & , \text{ otherwise.} \end{cases}$$

$$(2) \ (0, r^\vee)(q, 0) = \begin{cases} (0, s^\vee) & , \text{ if there is some } s \in \mathcal{B} \text{ with } qs = r \\ 0 & , \text{ otherwise.} \end{cases}$$

$$(3) \ (0, p^\vee)(q, 0)(0, r^\vee) = 0.$$

$$(4) \ \text{If } prq \in \mathcal{B}, \text{ then } (q, 0)(0, (prq)^\vee)(p, 0) = (0, r^\vee).$$

Proposition 4.3. ([12, Proposition 4.2]) *Let A be a finite-dimensional monomial algebra. Then $T(A)$ is generated by $\{(\alpha, 0) \mid \alpha \in Q_1\} \cup \{(0, m^\vee) \mid m \in \mathcal{M}\}$.*

We now prove the main result of this section.

Theorem 4.4. *Let $A = kQ/I$ be a finite-dimensional monomial algebra, A_E the symmetric f_s -BCA of E_A , and $T(A)$ the trivial extension of A by $D(A)$. Then A_E is isomorphic to $T(A)$.*

Proof. By Lemma 4.1, we can divide arrows in Q_E into two parts. Denote the arrow in Q_E corresponding to some arrow α in Q by α , and the arrow in Q_E corresponding to some arrow induced by some $m \in \mathcal{M}$ by α_m .

We first prove $\dim_k A_E = 2 \dim_k A$. Actually, by definition of the f_s -BC E_A and the quiver associated with E_A , we can regard the monomial algebra $A = kQ/I$ as a subalgebra of A_E . Therefore, we can embedding the k -basis \mathcal{B} of A to nonzero paths in A_E without involving arrows induced by maximal paths in A . To be more specific, it is an injection $i_1 : A \rightarrow A_E$ of k -vector space given by $p \mapsto p$ for all nonzero path $p \in \mathcal{B}$ in A .

Recall each nonzero path in A_E is induced by a standard sequence in E_A . Thus, we can define the second map $i_2 : A \rightarrow A_E$ of k -vector space which is given by $p \mapsto {}^\wedge p$ (see [15, Lemma 4.18] for the notation). By [15, Lemma 4.18], this is also an injection. Moreover, all nonzero paths in $\text{Im } i_2$ have a subpath which is an arrow that induced by maximal paths in A . Therefore, $\text{Im } i_1 \cap \text{Im } i_2 = \emptyset$. Moreover, we prove $\text{Span}_k(\text{Im } i_1 \cup \text{Im } i_2) = A_E$. It is obviously to find that $\text{Span}_k(\text{Im } i_1 \cup \text{Im } i_2) \subseteq A_E$. For all non zero path q in A , if q does not contain a subarrow induced by some maximal path in A , then $q \in \text{Im } i_1$. If there exist an arrow induced by some maximal path in A that is a subpath of q , then by definition of f_s -BCA A_E , ${}^\wedge q \in \text{Im } i_1$. Therefore, $q = {}^\wedge {}^\wedge q \in \text{Im } i_2$. To sum up, we have $\dim_k A_E = 2 \dim_k A = \dim_k T(A)$.

We construct a surjection $\psi : kQ_E \rightarrow T(A)$ of k -algebras which is given by $\alpha \in Q_1 \mapsto (\alpha, 0)$, $\alpha_m \mapsto (0, m^\vee)$ with $m \in \mathcal{M}$. It is straightforward to see that it is a surjection by Proposition 4.3. Now we prove it can induce a surjection from A_E to $T(A)$, which means for all relations $\rho \in I_E$, $\psi(\rho) = 0$.

By discussion in Lemma 2.6, I_E can be generated by relations fitting the condition (R1') or the condition (R2').

Let $\rho = \alpha_n \cdots \alpha_1$ is a relation fitting the condition (R2'). There are two cases to consider as follows.

Case 1. If ρ does not contain arrows induced by maximal paths in A , then by definition of E_A , it is actually a relation in the ideal I in A . Then $\psi(\rho) = (\rho, 0) = 0$ in $T(A)$.

Case 2. If ρ contains an arrow α_i induced by a maximal path $m \in \mathcal{M}$ in A , then we can write $m = \beta_n \cdots \beta_1$. If ρ have some subarrow which is not in $\{\beta_1, \cdots, \beta_n\}$, by Lemma 4.2, $\psi(\rho) = 0$. If all arrows in ρ is in $\{\beta_1, \cdots, \beta_n\}$, then without loss of generality, we can assume $\rho = \beta_n \cdots \beta_1 \alpha_i \beta_n$ or $\rho = \alpha_i \beta_n \cdots \beta_1 \alpha_i$. Thus

$$\psi(\beta_n \cdots \beta_1 \alpha_i \beta_n) = (\beta_n \cdots \beta_1, 0)(0, (\beta_n \cdots \beta_1)^\vee)(\beta_n, 0) = (0, e_{t(\beta_n)}^\vee)(\beta_n, 0) = 0;$$

$$\psi(\alpha_i \beta_n \cdots \beta_1 \alpha_i) = (0, (\beta_n \cdots \beta_1)^\vee)(\beta_n \cdots \beta_1, 0)(0, (\beta_n \cdots \beta_1)^\vee) = (0, e_{t(\beta_n)}^\vee)(0, (\beta_n \cdots \beta_1)^\vee) = 0.$$

Let $\rho = \alpha_n \cdots \alpha_1 - \beta_m \cdots \beta_1$ is a relation fitting the condition (R1'). Then there exist a nonzero path p in A_E , such that $p\alpha_n \cdots \alpha_1$ and $p\beta_m \cdots \beta_1$ are special paths in A_E . By the proof in Proposition 3.1, there are arrows α_i and β_j induced by maximal paths m_1 and m_2 in A which are subarrows of $\alpha_n \cdots \alpha_1$

and $\beta_m \cdots \beta_1$ respectively. Moreover, $m_1 = \alpha_{i-1} \cdots \alpha_1 p \alpha_n \cdots \alpha_{i+1}$ and $m_2 = \beta_{j-1} \cdots \beta_1 p \beta_m \cdots \beta_{j+1}$. Therefore,

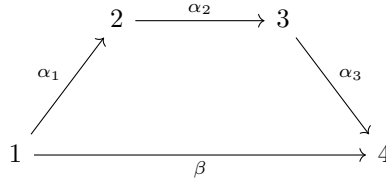
$$\psi(\rho) = (0, p^\vee) - (0, p^\vee) = 0.$$

In conclusion, the surjection ψ induces a surjection of k -algebras from A_E to $T(A)$. Moreover, since $\dim_k A_E = \dim_k T(A)$, A_E is isomorphic to $T(A)$. \square

In fact, Theorem 4.4 generalizes [23, Theorem 1.2] and [12, Theorem 4.3]. In these two papers, the authors showed that the trivial extensions of gentle algebras are Brauer graph algebras, and that the trivial extensions of almost gentle algebras are Brauer configuration algebras. In particular, gentle and almost gentle algebras are monomial algebras, while Brauer graph algebras and Brauer configuration algebras are symmetric f_s -BCAs.

We now present several examples of trivial extensions of monomial algebras. These monomial algebras are far from being gentle or almost gentle, as their defining relations are not quadratic.

Example 4.5. Consider $A = kQ/I$, where Q is given by the following quiver



and $I = \langle \alpha_3 \alpha_2 \alpha_1 \rangle$.

Then we have $\mathcal{M} = \{p_1 := \alpha_2 \alpha_1, p_2 := \alpha_3 \alpha_2, \beta\}$. Moreover, consider the f_s -BC E_A of A :

$$E = \{(e_1, p_1), (e_2, p_1), (e_3, p_1), (e_2, p_2), (e_3, p_2), (e_4, p_2), (e_1, \beta), (e_4, \beta)\};$$

$$P((e_1, p_1)) = \{(e_1, p_1), (e_1, \beta)\};$$

$$P((e_2, p_1)) = \{(e_2, p_1), (e_2, p_2)\};$$

$$P((e_3, p_1)) = \{(e_3, p_1), (e_3, p_2)\};$$

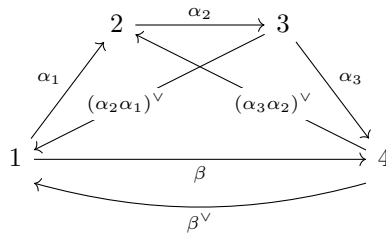
$$P((e_4, p_2)) = \{(e_4, p_2), (e_4, \beta)\};$$

$$L((e_2, p_1)) = \{(e_2, p_1), (e_2, p_2)\},$$

and $L(e) = \{e\}$, otherwise. The degree function d on E_A is defined as follows:

- $d((e_1, p_1)) = d((e_2, p_1)) = d((e_3, p_1)) = l(p_1) + 1 = 3;$
- $d((e_2, p_2)) = d((e_3, p_2)) = d((e_4, p_2)) = l(p_2) + 1 = 3;$
- $d((e_1, \beta)) = d((e_4, \beta)) = l(\beta) + 1 = 2.$

Thus the quiver correspond to E_A is given by:



It is easy to check that $\dim_k A_E = 2 \dim_k A = 20$ and $T(A) \cong A_E$.

Example 4.6. Consider $A = k[x]/\langle x^3 \rangle$. The unique maximal path in A is given by x^2 . Let $x^2 = (e_1 \rightarrow e_2 \rightarrow e_3)$ with $e_1 = e_2 = e_3 = 1$ in A . Therefore, consider the f_s -BC E_A of A :

$$E = \{(e_1, x^2), (e_2, x^2), (e_3, x^2)\};$$

$$P((e_1, x^2)) = E;$$

$$L((e_1, x^2)) = \{(e_1, x^2), (e_2, x^2)\};$$

$$L((e_3, x^2)) = \{(e_3, x^2)\}.$$

The degree function on E_A is equal to 3 for all angles in E . Thus the quiver correspond to E_A is given by:

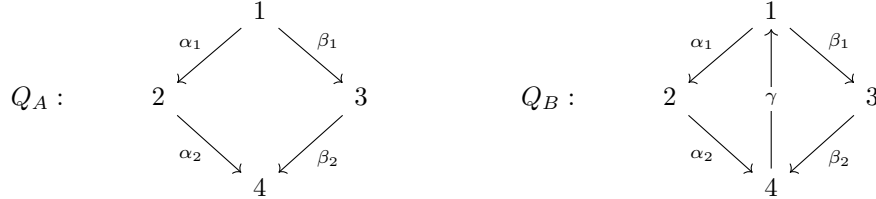
$$(x^2)^\vee =: y \begin{array}{c} \curvearrowright \\ \bullet \\ \curvearrowleft \end{array} x$$

Actually, $A_E \cong k[x, y]/\langle x^3, y^2 \rangle$. This is the f_s -BCA in Example 2.9. It is easy to check that $\dim_k A_E = 2 \dim_k A = 6$ and $T(A) \cong A_E$.

It was shown in [18, 21, 24] that A is gentle if and only if $T(A)$ is special biserial. In this case, $T(A)$ is a Brauer graph algebra by [23, Theorem 1.1]. In [12, Question 4.5], Green and Schroll posed the open question of whether an algebra A must be almost gentle if $T(A)$ is a Brauer configuration algebra—a question that remains unsolved.

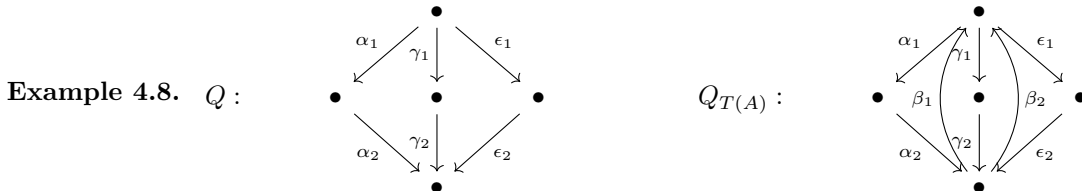
In our setting, however, we provide an example showing that $T(A)$ being a symmetric f_s -BCA does not necessarily imply that A is a monomial algebra, as demonstrated below.

Example 4.7. Consider $A = kQ_A/I_A$ and $B = Q_B/I_B$ with Q_A and Q_B are given by the following quivers:



and $I_A = \langle \alpha_2\alpha_1 - \beta_2\beta_1 \rangle$, $I_B = \langle \alpha_2\alpha_1 - \beta_2\beta_1, \beta_1\gamma\alpha_2, \alpha_1\gamma\beta_2, \gamma\alpha_2\alpha_1\gamma \rangle$. By [5, Theorem 3.9], B is the trivial extension of A . At the same time, B is a symmetric f_s -BCA as shown in Example 2.8.

It was shown in [15, Corollary 7.15] that the class of finite-dimensional, representation-finite f_s -BCAs is closed under derived equivalence. The result in this section provides a potential counterexample in the representation-infinite case.



Consider the canonical algebra A of type $(2, 2, 2)$ with the quiver given by Q . To be more specific, $A = kQ/\langle \alpha_2\alpha_1 + \gamma_2\gamma_1 + \epsilon_2\epsilon_1 \rangle$. Then the quiver of the trivial extension of A can be given by $Q_{T(A)}$ which has a specific description in [7, Example 2.5]. Actually, by using [7, Theorem 1.1], $T(A) = kQ_{T(A)}/I$ with I generated by following relations:

- $\alpha_2\alpha_1 + \gamma_2\gamma_1 + \epsilon_2\epsilon_1$;
- $\beta_2\gamma_2, \gamma_1\beta_2, \beta_1\epsilon_2, \epsilon_1\beta_1, \gamma_1\beta_1\alpha_2, \alpha_1\beta_1\gamma_2, \epsilon_1\beta_2\gamma_2, \alpha_1\beta_2\epsilon_2$;
- $\gamma_1\beta_1\gamma_2\gamma_1, \gamma_2\gamma_1\beta_1\gamma_2, \beta_1\gamma_2\gamma_1\beta_1, \epsilon_1\beta_2\epsilon_2\epsilon_1, \epsilon_2\epsilon_1\beta_2\epsilon_2, \beta_2\epsilon_2\epsilon_1\beta_2$;
- $\alpha_1\beta_i\alpha_2\alpha_1, \alpha_2\alpha_1\beta_i\alpha_2, \beta_i\alpha_2\alpha_1\beta_i$, with $i = 1, 2$;
- $\beta_1\gamma_2\gamma_1 - \beta_2\epsilon_2\epsilon_1, \gamma_2\gamma_1\beta_1 - \epsilon_2\epsilon_1\beta_2, \beta_1\gamma_2\gamma_1 + \beta_2\alpha_2\alpha_1, \gamma_2\gamma_1\beta_1 + \alpha_2\alpha_1\beta_2, \beta_1\alpha_2 - \beta_2\alpha_2, \alpha_1\beta_1 - \alpha_1\beta_2$.

It is well-known that A is derived equivalent to the path algebra B of type \widetilde{D}_4 ; see, for example, in [14, Theorem 3.5]. Then $T(A)$ and $T(B)$ are also derived equivalent by [19, Theorem 3.1]. By Theorem 4.4, $T(B)$ is a symmetric f_s -BCA. It would be interesting to determine whether the above algebra $T(A)$ is isomorphic to some f_s -BCA. However, this seems unlikely, since the defining ideal I contains the relation $\alpha_2\alpha_1 + \gamma_2\gamma_1 + \epsilon_2\epsilon_1$ together with several anti-commutative relations.

5 Admissible cuts on symmetric f_s -BCAs

One way to construct new algebras by deleting arrows from quivers is through the notion of admissible cuts of finite-dimensional algebras, a concept studied for instance in [4, 6, 12, 23]. The aim of this section is to generalize the main result of [12] from Brauer configuration algebras to symmetric f_s -BCAs.

Let $\Lambda = kQ_\Lambda/I_\Lambda$ be a symmetric f_s -BCA with a free f -degree function. Assume that the associated angle set E is finite, which is equivalent to Λ being finite-dimensional. Without loss of generality, we may suppose that I_Λ is admissible, since [15, Definition 6.1] provides a construction of presentations of Λ with admissible ideals.

All special paths (that is, the paths corresponding to $L(g^{d(e)-1}(e)) \cdots L(g(e))L(e)$ in the f_s -BC E) are cycles in Q_Λ , since the associated f_s -BC is symmetric. We refer to these cycles as *special cycles*. This notion corresponds to the special cycles in Brauer configuration algebras [11]. Denote by \mathcal{S} the set of all special cycles, considered up to cyclic permutation.

Definition 5.1. (Compare to [6, Definition 3.2] and [12, Definition 5.1]) *Let $\Lambda = kQ_\Lambda/I_\Lambda$ be a finite-dimensional symmetric f_s -BCA with a free f -degree function, and let $\mathcal{S} = \{C_1, \dots, C_t\}$ be a set of representatives of the equivalence classes of special cycles under cyclic permutation.*

1. *A cutting set D of Q_Λ is a subset of arrows in Q_Λ containing exactly one arrow from each special cycle corresponding to a representative C_i of the equivalence classes, for $i = 1, \dots, t$.*
2. *We define the cut algebra associated with D as*

$$kQ_\Lambda/\langle I_\Lambda \cup D \rangle,$$

where $\langle I_\Lambda \cup D \rangle$ denotes the ideal generated by $I_\Lambda \cup D$.

3. *Furthermore, we call a cutting set D an admissible cut if it satisfies the following conditions:*

- (c1) *D consists of t distinct arrows in Q_Λ ;*
- (c2) *each arrow in D appears in any special cycle C_i at most once.*

Remark 5.2. *In fact, this definition is a generalization of the notion of an admissible cut given in [23, Section 4] for Brauer graph algebras and in [11, Definition 5.1] for Brauer configuration algebras. Note that our definition of a cutting set actually coincides with their notion of an admissible cut,*

since for Brauer graph algebras and Brauer configuration algebras a cutting set automatically satisfies conditions (c1) and (c2). The following examples illustrate that these conditions are indeed necessary:

(1) **Condition (c1) is necessary.** Consider the f_s -BCA B in Example 4.7, which has two distinct special cycles $\{\gamma\alpha_2\alpha_1, \gamma\beta_2\beta_1\}$ up to cyclic permutation. If we take the cutting set $D = \{\gamma\}$ consisting of only one arrow, the corresponding cut algebra is the algebra A in Example 4.7. This algebra is not monomial, and thus lies outside the scope of our discussion.

(2) **Condition (c2) is necessary.** In this section, we aim to establish a one-to-one correspondence (see Corollary 5.6) between monomial algebras and the cut algebras of symmetric f_s -BCAs with free f -degree functions. However, some f_s -BCAs with free f -degree functions cannot be realized as the trivial extension of their cut algebras. For instance, consider the f_s -BCA

$$A \cong k\langle x, y \rangle / \langle x^2y - yx^2, xy^2 - y^2x, xyx, yxy, x^3, y^3 \rangle$$

in Example 2.10. For any choice of a single arrow as a cutting set, the corresponding cut algebra is isomorphic to the algebra $B = k[x] / \langle x^3 \rangle$. From Example 4.6 we know that the trivial extension of B is the f_s -BCA in Example 2.9, which has a different dimension from A . In fact, by condition (c2), this f_s -BCA A admits no admissible cut, and therefore does not appear in the correspondence established in Corollary 5.6.

We now show that condition (c1) ensures that the cut algebra is a monomial algebra.

Proposition 5.3. *Let $\Lambda = kQ_\Lambda / I_\Lambda$ be a symmetric f_s -BCA with a free f -degree function, and let D be a cutting set of Q_Λ satisfying condition (c1). Define a quiver Q by setting $Q_0 = (Q_\Lambda)_0$ and $Q_1 = (Q_\Lambda)_1 \setminus D$. Then the cut algebra $kQ_\Lambda / \langle I_\Lambda \cup D \rangle$ associated with D is isomorphic to $kQ / \langle I_\Lambda \cap kQ \rangle$. Moreover, the algebra $kQ / \langle I_\Lambda \cap kQ \rangle$ is monomial.*

Proof. The inclusion of quivers $Q \subset Q_\Lambda$ induces a k -algebra homomorphism

$$f : kQ \longrightarrow kQ_\Lambda / \langle I_\Lambda \cup D \rangle.$$

The map f is surjective, since every nonzero element in $kQ_\Lambda / \langle I_\Lambda \cup D \rangle$ is a linear combination of paths that do not contain any arrow from D . Hence, for each such path p' in Q_Λ , there exists a corresponding path p in Q such that $f(p) = p'$. By the First Isomorphism Theorem, we obtain

$$kQ_\Lambda / \langle I_\Lambda \cup D \rangle \cong kQ / \langle I_\Lambda \cap kQ \rangle.$$

Furthermore, the algebra $kQ / \langle I_\Lambda \cap kQ \rangle$ is monomial, since every path appearing in a relation of type 1 in I_Λ contains an arrow from D ; equivalently, no such relation lies entirely in kQ . \square

The following result shows that if we start with a monomial algebra and take an appropriate admissible cut in its trivial extension, then the original monomial algebra is isomorphic to the corresponding cut algebra.

Theorem 5.4. *Let $A = kQ / I$ be a monomial algebra with the set of maximal paths \mathcal{M} , and let $T(A) = kQ_{T(A)} / I_{T(A)}$ be its trivial extension. Denote by $D = \{\alpha_m \mid m \in \mathcal{M}\}$ the set of new arrows in $Q_{T(A)}$. Then D is an admissible cut of $Q_{T(A)}$, and the cut algebra associated with D is isomorphic to A .*

Proof. By Theorem 4.4, we can view $T(A)$ as an f_s -BCA with $\mathcal{S} = \{C_1, \dots, C_t\}$. Moreover, each special cycle in $T(A)$ corresponds uniquely to a maximal path in \mathcal{M} . From the construction of $T(A)$, we see that each special cycle C_i (for $i = 1, \dots, t$) contains exactly one arrow from the set D . Hence, D forms an admissible cut of $T(A)$. Furthermore, by the proof of Theorem 4.4, the cut algebra associated with D is isomorphic to A . \square

The next result shows that if one starts with a symmetric f_s -BCA with a free f -degree function and an admissible cut D on its quiver, then the trivial extension of the cut algebra associated with D is isomorphic to the original symmetric f_s -BCA.

Theorem 5.5. *Let $\Lambda = kQ_\Lambda/I_\Lambda$ be a symmetric f_s -BCA with a free f -degree function, and let D be an admissible cut of Q_Λ . Denote by $A = kQ/I$ the cut algebra associated with D . Then the trivial extension $T(A)$ is isomorphic to Λ .*

Proof. By Proposition 5.3, it is clear that I is generated by paths. In fact, the special cycles in Q_Λ are of the form $C = p\alpha q$ for some $\alpha \in D$. Since Λ is symmetric and C is a special cycle, both $qp\alpha$ and αqp are also special cycles. Hence $qp \notin I_\Lambda$, and consequently $qp \notin I_\Lambda \cap kQ$. Because I_Λ is admissible and Λ is an f_s -BCA, if there exist arrows β and γ in Q_Λ such that βqp and $qp\gamma$ are nonzero in Λ , then necessarily $\beta = \gamma = \alpha$. This implies that for every arrow β' in Q , we have $\beta'qp = qp\beta' = 0$ in A . Therefore, qp is a maximal path in A . By the definition of the f_s -BCA associated with A and by Theorem 4.4, we conclude that $T(A) \cong \Lambda$. \square

Consider the set of pairs (Λ, D) where $\Lambda = kQ_\Lambda/I_\Lambda$ is a symmetric f_s -BCA with a free f -degree function and D is an admissible cut of Q_Λ . We say that two pairs (Λ, D) and (Λ', D') are equivalent if there exists a k -algebra isomorphism from Λ to Λ' that sends D to D' . Denote by \mathcal{Y} the set of equivalence classes under this relation. It is clear that all cut algebras corresponding to pairs in the same equivalence class are isomorphic. By combining the previous two theorems, we obtain the following main result of this section.

Corollary 5.6. *There is a bijection*

$$\phi : \mathcal{A} \longrightarrow \mathcal{Y}$$

between the set \mathcal{A} of isomorphism classes of monomial algebras and the set \mathcal{Y} of equivalence classes of pairs consisting of a symmetric f_s -BCA with a free f -degree function and an admissible cut, as defined above. For $A \in \mathcal{A}$, the map is given by

$$\phi(A) = (T(A), D),$$

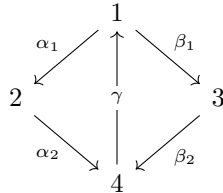
where $D = \{\alpha_m \mid m \text{ is a maximal path in } A\}$. Conversely, for a pair (Λ, D) , we have

$$\phi^{-1}((\Lambda, D)) = A,$$

where A denotes the isomorphism class of the cut algebra associated with the admissible cut D .

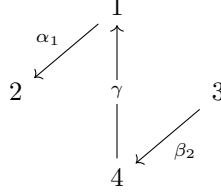
We conclude this section with the following example.

Example 5.7. *(Example 2.8 revisited) Let $\Lambda = Q_\Lambda/I_\Lambda$ be the f_s -BCA in Example 2.8, where Q_Λ is given by*



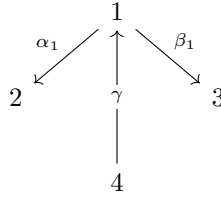
and $I_B = \langle \alpha_2\alpha_1 - \beta_2\beta_1, \beta_1\gamma\alpha_2, \alpha_1\gamma\beta_2, \gamma\alpha_2\alpha_1\gamma \rangle$.

Consider $(\Lambda, \{\alpha_2, \beta_1\}) \in \mathcal{Y}$. Then the cut algebra is given by $A_1 = kQ_1/I_1$, where Q_1 is given by



and $I_1 = \langle \alpha_1 \gamma \beta_2 \rangle$. In fact, $\Lambda \cong T(A_1)$.

Consider $(\Lambda, \{\alpha_2, \beta_2\}) \in \mathcal{Y}$. Then the cut algebra is given by $A_2 = kQ_2$, where Q_2 is given by



In fact, $\Lambda \cong T(A_2)$. Since A_2 is the path algebra of type D_4 , it is also a skew-gentle algebra (see for example in [8]). Hence, Λ is actually a skew-Brauer graph algebra in the sense of [3, 25].

Declarations

Ethical Approval

This declaration is not applicable.

Funding

This research is supported by NSFC (No.12031014) and China Scholarship Council (No. 202506040127).

Availability of data and materials

The datasets generated during the current study are available from the corresponding author on reasonable request.

Acknowledgments

We would like to thank the referee for careful reading and helpful suggestions to improve our presentations.

References

- [1] T. Aoki, Y. Zhang, Mutation of Brauer configuration algebras. arXiv preprint arXiv:2403.14134, 2024.
- [2] M.J. Bardzell, The alternating syzygy behavior of monomial algebras. J. Algebra **188**(1) (1997), 69-89.

- [3] A.G. Elsener, V. Guazzelli, T. Valdivieso, Skew-Brauer graph algebras. arXiv preprint arXiv:2410.01942, 2024.
- [4] E.A. Fernández, Extensiones triviales y álgebras inclinadas iteradas. PhD thesis, Universidad Nacional del Sur, Argentina, 1999, <http://inmabb.criba.edu.ar/tesis/1999/%20Fernandez-Extensiones%20triviales%20y%20algebras%20inclinadas.pdf>.
- [5] E.A. Fernández, M.I. Platzeck, Presentations of trivial extensions of finite dimensional algebras and a theorem of Sheila Brenner. *J. Algebra* **249**(2) (2002), 326-344.
- [6] E.A. Fernández, M.I. Platzeck, Isomorphic trivial extensions of finite dimensional algebras. *J. Pure Appl. Algebra* **204**(1) (2006), 9-20.
- [7] E.A. Fernández, S. Schroll, H. Treffinger, S. Trepode, Y. Valdivieso, Characterisations of trivial extensions. arXiv preprint arXiv:2206.04581, 2022.
- [8] C. Geiß, J.A. de la Peña, Auslander-Reiten components for clans. *Bol. Soc. Mat. Mexicana* **5**(2) (1999), 307-326.
- [9] E.L. Green. Noncommutative Gröbner bases, and projective resolutions. In: *Computational Methods for Representations of Groups and Algebras: Euroconference in Essen (Germany)*, pp.29-60, Basel: Birkhäuser Basel, 1999.
- [10] E.L. Green, E. Kirkman, J. Kuzmanovich, Finitistic dimension of finite dimensional monomial algebras, *J. Algebra* **136** (1991) 37–51.
- [11] E.L. Green, S. Schroll, Brauer configuration algebras: a generalization of Brauer graph algebras. *Bull. Sci. Math.* **141** (2017), 539-572.
- [12] E.L. Green, S. Schroll, Almost gentle algebras and their trivial extensions. *P. Edinburgh Math. Soc.* **62**(2) (2019), 489–504.
- [13] D. Hughes, J. Waschbüsch, Trivial extensions of tilted algebras. *Proc. Lond. Math. Soc.* **3**(2) (1983), 347-364.
- [14] H. Lenzing, Weighted projective lines and applications. In: *Representations of Algebras and Related Topics*, pp. 153-188, European Mathematical Society, 2011.
- [15] N. Li, Y. Liu, Fractional Brauer configuration algebras I: definitions and examples. *J. Algebra* **692** (2026), 336-378.
- [16] N. Li, Y. Liu, B. Xing, Some examples of fractional Brauer configuration algebras, in preparation.
- [17] Y. Liu, B. Xing, Generalized parallel paths method for computing the first Hochschild cohomology group with applications to Brauer graph algebras. *J. Algebra Appl.*, advance online publication: <https://doi.org/10.1142/S021949882650297X> (2025).
- [18] Z. Pogorzały, A. Skowroński, Self-injective biserial standard algebras, *J. Algebra* **138**(2) (1991), 491-504.
- [19] J. Rickard, Derived eategories and stable equivalence. *J. Pure Appl. Algebra* **61** (1989), 303-317.
- [20] J. Rickard, Equivalences of derived categories for symmetric algebras. *J. Algebra* **257** (2002), 460-481.
- [21] C.M. Ringle, The repetitive algebra of a gentle algebra, *Bol. Soc. Mat. Mexicana* **3**(3), 235-253.

- [22] R. Schiffler, *Quiver representations*, CMS Books in Mathematics, Springer-Verlag, 2014.
- [23] S. Schroll, Trivial extensions of gentle algebras and Brauer graph algebras. *J. algebra* **444** (2015), 183-200.
- [24] J. Schröer, On the quiver with relations of a repetitive algebra. *Arch. Math. (Basel)* **72** (1999), 426-432.
- [25] V. Soto, Tilting mutations as generalized Kauer moves for (skew) Brauer graph algebras with multiplicity. arXiv preprint arXiv:2406.10634, 2024.
- [26] H. Tachikawa, T. Wakamatsu, Tilting functors and stable equivalences for selfinjective algebras. *J. Algebra* **109** (1987), 138-165.
- [27] B. Xing, Quasi-biserial algebras, special quasi-biserial algebras and symmetric fractional Brauer graph algebras. arXiv preprint arXiv:2408.03778, 2024.