

# **Survey on Emotion Recognition through Posture Detection and the possibility of its application in Virtual Reality**

**Leina Elansary**

Master's student, Faculty of Computer and Information  
Sciences, Ain Shams University, Egypt.

leina.saad@cis.asu.edu.eg

**Zaki Taha**

Professor of Computer Science, Faculty of Computer and  
Information Sciences, Ain Shams University, Egypt.

zaki.taha@cis.asu.edu.eg

**Walaa Gad**

Faculty of Computer and Information Sciences, Ain  
Shams University, Egypt

walaagad@cis.asu.edu.eg

## **Abstract**

A survey is presented focused on using pose estimation techniques in Emotional recognition using various technologies normal cameras, and depth cameras for real-time, and the potential use of VR and inputs including images, videos, and 3-dimensional poses described in vector space. We discussed 19 research papers collected from selected journals and databases highlighting their methodology, classification algorithm, and the used datasets that relate to emotion recognition and pose estimation. A benchmark has been made according to their accuracy as it was the most common performance measurement metric used. We concluded that the multimodal Approaches overall made the best accuracy and then we mentioned futuristic concerns that can improve the development of this research topic.

## **Introduction**

Emotion recognition is one of the main vital tasks essential for having an intelligent system or application. Dealing with humans requires understanding their own emotions so that the human feels comfortable and the communication becomes more spontaneous which reflects on the efficiency of the service provided by the system/application. Emotions can be measured from multiple modalities like reading facial expressions, gesture detection, static posture, movement behavior, vocal tones, and text. When interacting with another human, you might know his current emotions from only seeing his face and sometimes the eyes can do the trick, or from his vocal tone, his posture - the way he is standing- or from the pattern of his movements, the gestures he is making or the context of his words whether those words are said or written - you can read an article and still visualize the emotions the writer has been through- or you can combine two or more modalities together which increases the efficiency of the human's predictions. Computer models are being trained to recognize the above models far above is the physical measurement which may include using sensors and actuators to measure physiological patterns that are hard for the computer to measure like measuring the heart rate, body temperature, and skin sensitivity (Picard, R.W. and Vyzas, E. and Healey, J., n.d.). Those extra modalities shall prepare the computer to be able to measure emotions accurately even more than humans, which is not currently reached. We will discuss the challenges being faced in this field and how some papers overcome those challenges. Some modalities can provide reliable measurements on their own or they may be used only to enhance the recognition of another

modality and may not produce accurate results once used by themselves. In this paper, Our main focus will be on using the Pose estimation modality or posture recognition to measure the emotions of the human interacting with affective systems. The body posture or the pose can be detected from static images taken by a camera, image sequences (captured from videos) whether they are previously captured or provided in real-time, using a depth camera like Kinect which is usually used in providing real-time data, or finally using the Virtual reality technology which is usually real-time also. The images provide 2D coordinate system data unless a 2D to 3D conversion algorithm is implemented and that provides us with 3D coordinate system data or by using simply the depth camera or a VR device and sometimes it shall be equipped with external sensors to provide a full body detection including the lower body.

**Research Question:** What techniques and methodologies are used in literature to detect emotions through posture recognition?

### **Objectives:**

- Observe how frequently each technology is Used.
- List the measurement metric of each methodology.
- explore the possibility of using Virtual Reality in the task of emotion recognition through posture detection.

Those keywords were chosen while doing the systematic review to be used in the academic databases and journals: Emotion Recognition/Detection AND Posture/Pose. The Virtual Reality keyword shall be used later in the paper classification step. The review shall be held from year 2019 to 2023. After the systematic review, we noticed the absence of Virtual reality usage and one of the main objectives of this survey paper was to explore the possibility of using Virtual reality technology in Pose detection so we added the Virtual Reality journal to the above, when those queries were used "Pose in Virtual Reality", "Pose estimation in Virtual Reality", "Pose detection in Virtual Reality" no results were found till 5/2024 but by combining the Pose and Virtual reality keywords we reached 184 research article which was refined for relevance according to their title and abstract.

### **Emotion Recognition:**

Emotion recognition has been a hot research topic since Rosalind Picard introduced the term Affective Computing in her book (Picard, n.d.) arguing that Artificial intelligence would not be able to interact effectively with humans or make accurate decisions unless they learn how to read the user's emotions. The AI systems must be able to detect the emotions of the humans they are interacting with and they shall be able not only to detect but to understand those emotions. we all experience emotions all the time emotions interfere with our thinking process and decision-making more than we imagine. Emotions are not illusing our thoughts but it help us in making rational decisions and there are some terms we shall be able to differentiate between two terms feelings and emotions.

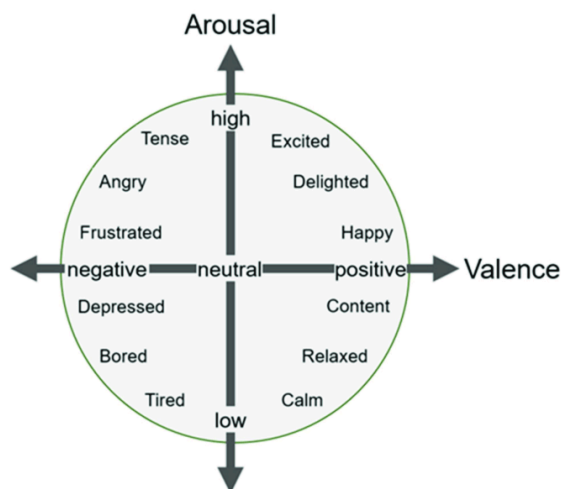
Feeling: as quoted from ("The Difference Between Feelings and Emotions," n.d.) feeling indicates "Both emotional experiences and physical sensations" which are felt consciously.

Emotion: "which originate as sensations in the body, that last only seconds to minutes"(Spencer, 2022), it can be felt internally whether consciously or in the subconscious. It is associated with the person's beliefs, temporal mode, desires, and actions and reflects physically on the human body, and unlike feelings in which its effect or presence can be tracked and measured(Spencer,

2022). Temporal Mode: “A mood is a state of mind or a general feeling that can influence your thoughts, behaviors, and actions. Moods tend to be less intense than emotions and do not necessarily depend on an event or trigger. Rather than being how you feel in each moment, your mood is how you feel over time.”. It’s affected usually by the person’s physical state, the surrounding environment, and a specific controlling feeling. They can last minutes, hours, or days (Spencer, 2022).

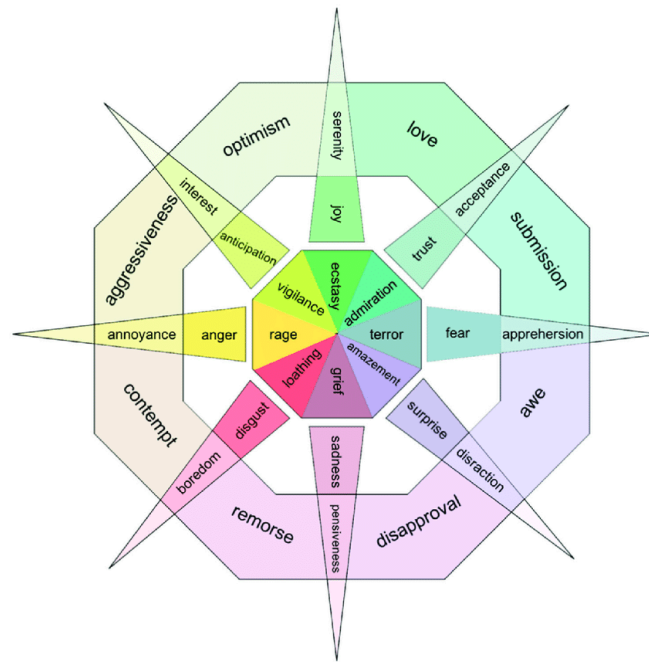
Emotions are countless and everyone has his own way of expressing them which may be influenced by the culture and the person's perception (understanding of the meaning of each movement which falls into the category of society's effect) so in order to achieve the goal of detecting emotions first the term emotions shall be well-defined and abstracted to be measurable. Scientists in psychology clustered emotions into two categories: Basic emotions and Complex/Complicated emotions. Some argue that complicated emotion is a combination of basic emotions. Basic emotions are those emotions that a healthy child is born with but complex comes from the interaction with the outside world and the society(Celeghin A, Diano M, Bagnis A, Viola M and Tamietto M, 2017). So, what are the basic emotions? Ekman stated that there are 6 basic happiness, sadness, disgust, fear, surprise, and anger(Ekman Paul, 1992). Ekman clustered the basic emotions into 6 categories which fall under the modeling named category model, while some other scientists take different emotion modeling approaches.

James Russell created The valence-arousal model of emotion in 1980, classifying emotions based on two dimensions: valence and arousal. Valence indicates the positivity or negativity of an emotion, while arousal refers to the intensity of the emotional experience, ranging from calm to excitement. Emotions are plotted within this two-dimensional space, allowing for a delicate understanding of emotional states. For instance, happiness is high in valence and arousal, while sadness is low in valence and arousal. it has a structured and clear representation of emotional states, helping to identify relationships between different emotions but oversimplifies by using only two dimensions in describing emotions, thus not fully capturing the richness of emotional experiences(Russell, 1980).



**Figure 1 Russell’s valence-arousal model of emotion:** This Figure describes russell’s valence-arousal model of emotion. From “Accelerating 3D Convolutional Neural Network with Channel Bottleneck Module for EEG-Based Emotion Recognition” Kim, Sungkyu and Kim, Tae-Seong and Lee, Won,2022, Sensors, 10.3390/s22186813, Copyright 2022 under the terms of CC BY 4.0.

Another model rather than categorizing or graphical is the circular and this model is used in detecting complicated emotions in which he argues complicated emotions are formed from combining basic emotions for example guilt can be a combination of sadness and fear(Plutchik, 2017; *The Ten Postulates of Plutchik's (1980) Psychoevolutionary Theory of Basic Emotions*, n.d.)



**Figure 2 Plutchik's Wheel of Emotions:** This Figure describes the wheel of emotions developed by plutchick. From "A Review of Emotion Recognition Using Physiological Signals"Shu, Lin and Xie, Jinyan and Yang, Mingyue and Li, Ziyi and Li, Zhenqi and Liao, Dan and Xu, Xiangmin and Yang, Xinyi ,2018, Sensors, 10.3390/s18072074, Copyright 2018 under the terms of CC BY 4.0.

Choosing an emotional models is one of the decisions that shall be made prior creating an emotion recognition system but what are the factors that may help us choose one. Those factors include **Dimensionality:** determine whether the model representing emotions are discrete categories, dimensional constructs, or a combination of both. Each has its pros and cons, so choose the one that fits perfectly your research goals and the framework even theoretical. **Granularity:** Decide the level of detail provided by the model in capturing different emotional states. Some models provide a fine-grained categorization of emotions with various subcategories, while others provide comprehensive, more general divergence. **Emotion Coverage:** Determine whether the model sufficiently represents the full spectrum of human emotions. It should enclose a wide range of emotions, including basic emotions (e.g., happiness, sadness, anger) as well as complex emotions or minor variations within emotion categories finally, the type of the application for example therapeutic Interventions and employee well-being can benefit from complex emotions while Chatbots and Recommender systems require only basic emotions.

In order to make a precise emotion recognition model the term mode which depends on the person's overall personality shall be considered although they are hard to detect , the person's own data shall train the system in order to make a personalized accurate emotional recognition system. When we are communicating with other people our brain merges different modalities in the unconscious mind in order to read someone's emotions in real time for example in

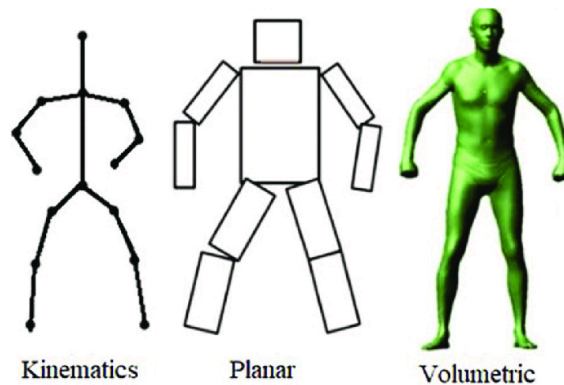
face-to-face communication we rely on the voice modality, posture, and of course facial expressions. but during phone calls we rely on the voice modality and maybe the context or sentimental analysis. Systems recognizing emotions can use one modality or multiple modalities, fusing more than multi-modalities although being challenging but have more accuracy than the unimodal systems. The modalities can differ from being facial expressions,vocal tune, text semantic,, posture and also the physiological signals that a normal human cannot detect such as : heartbeats, EEG signals, ECG of some body parts, and handwriting although we may need external devices or sensors integrating with a model with fusing algorithm and to map each modality with the possibility of an exact emotion or set of emotions.

Let us argue here whether we want to build systems that can accurately detect emotions or to only reach acceptable detection, this depends on the application of this system as humans are good communicators but our detection is not 100% accurate and we can be deceived also the user can feel like being exposed and rather being uncomfortable interacting with our systems if he feels he is not in control. Some papers mention emotion detection and others mention emotion recognition, so what is the difference between both? **Emotion Detection:** The emotional detection process does not have to involve identifying or clustering specific emotions but rather acknowledges the overall emotional state being expressed. Unlike **Emotion recognition:** it is defined as labeling each state with its corresponding emotion and being able to measure it accurately/ Numerically.

### **Human Pose Estimation (HPE):**

Human Pose Estimation is the process of detecting the positions of the human joints such as the head and the knees in an image, video, or even 3D environment/ scene like the below Figure. Usually, pose estimation is implemented using a model-based technique in which the model takes the input - whether it is an image/ video - and estimates the pose of each joint of the human body Figure below. For more information on the architecture, you can refer to the section on the architecture of a pose estimation system. Some terminologies shall be addressed when explaining pose estimation: **Body joints** refer to the points connecting two or more bones or cartilages in the body while **the body segments** are portions of the body delimited by the joints. The pose estimation falls into two categories: 2D and 3D system spaces (coordinate systems). There are 3 main data representation categories when presenting the human body pose(Kalampokas et al., 2023): The Kinematic model, The planar model, and the volumetric model. The kinematic model which is the most used where the body joints are presented as points that can be matched together to form a simple graph for the human body joints connected as scene in image a in figure 4. , it has a low computational cost but doesn't contain any features of the shape of the human body or its texture. The planar model where each movable body part is presented as a rectangle separated by the joints as in image b figure 3, Although it added some shape information, it has a drained performance, especially in the presence of high occlusion situations.The volumetric model where 3D data of the human body is used to produce geometric meshes and geometric shapes of the human body. Although it holds a lot of useful data about the 3D human pose, it comes with a dramatic computational cost as viewed in image c figure 3. The problem of HPE can be directed to detect a single person or to detect multiple humans at a time, each has its own application, although the single-human detection approach is simpler and explored more in the area of research as we do not have to get in the hassle of Image Segmentation, a multi-person hierarchical approach was discussed here(Kumar & Singh, 2023; Li et al., 2024). The single HPE approaches falls in two categories: the direct regression and the heatmap prediction while the multi-person HPE which is mainly localizing body joints of each person and ensure matching the body joints for its target person falls into the Top-down methods or Bottom-up methods as explained

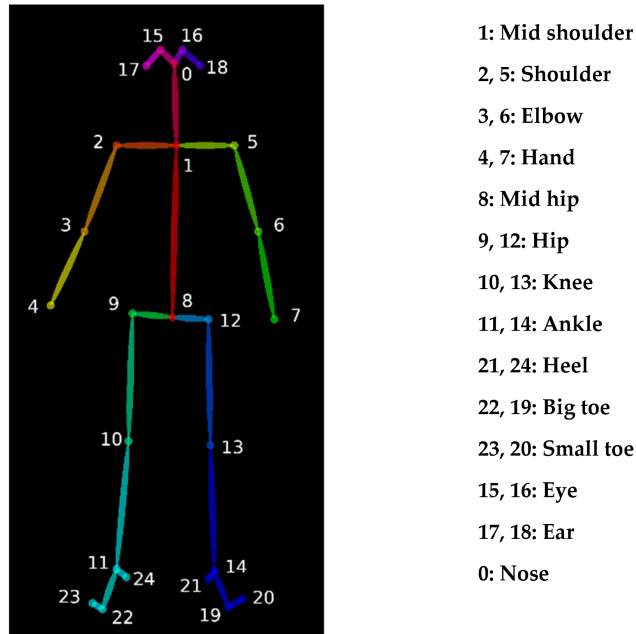
by(Kalampokas et al., 2023). Some convert 2D poses(Aslanyan, 2024) to 3D or better action and pose detection.



**Figure 3 Human body Modeling:** This Figure describes the three human body modelling approaches: (a)Kinematics, (b)Planar, (c)Volumetric. From “Smart Yoga Instructor for Guiding and Correcting Yoga Postures in Real Time”,Kishore, DMohan and Bindu, S and Manjunath, NandiKrishnamurthy ,2022, International Journal of Yoga, 10.4103/ijoy.ijoy\_137\_22, Copyright 2022 under the terms of (CC BY-NC-SA.

Kinematic	Planar	Volumetric
each body joint is considered as a point matched together and each point has a defined control over the movement of surrounding parts.	each body part separated by a joint is drawn as a rectangle.	Geometric meshes and shapes forms the shape of the human body using 3D data.
<b>Advantages:</b> it has low computational cost. <b>Disadvantages:</b> it doesn't contain any features of the shape of the human body or its texture.	<b>Advantages:</b> it added some shape information. <b>Disadvantages:</b> it has a drained performance.	<b>Advantages:</b> it holds more detailed data. <b>Disadvantages:</b> it has dramatic computational cost.

The pose estimation can be calculated for a static - body in still pose - or dynamic; dynamic usually is using a video - sequence of frames - as an input to the system or feeding the system real-time frames. Real time frames can be captured using a camera, kinect device (which is basically 2 cameras and one infrared camera), or a Virtual Reality headset (which may have various cameras or sensors depending on the type of the headset).



**Figure 4 The Skeletal Joint Map For OpenPose:** This Figure describes the order of each joint provided by OpenPose library. From “Video-Based Deep Learning Approach for 3D Human Movement Analysis in Institutional Hallways: A Smart Hallway”, McGuirk, C. J., Baddour, N., & Lemaire, E. D. ,2021, Computation, <https://doi.org/10.3390/computation9120130>, Copyright 2021 under the terms of CC BY 4.0.

### **The architecture of a pose estimation system:**

1. Input: an input image, video, image sequences, or a vector of the transform of body joints detected from a device whether it's a normal camera or Kinect containing one or more human subjects.
2. Feature Extraction: different methods, like convolutional neural networks (CNNs), are adapted to extract relevant features from the input. Those features help in assigning the regions of interest that might contain human body parts.
3. Localization: since the regions of interest are assigned, the key points on the human body are localized. This mainly involves predicting the coordinates of key points relative to the input type or a reference coordinate system.
4. Pose Estimation: utilizing the localized key points, the algorithm regenerates the pose of the body which involves connecting the key points to form a skeletal representation: stick figures or 3D models, which indicate (depict) the pose of the person.
5. Post-processing: sometimes post-processing techniques are used to enhance pose estimation results. These techniques can include methods to smooth out erratic movements, address occlusions which are situations in which one object is blocked by another object, and improve the precision of keypoint localization.
6. Output: in the end, Data representing the estimated pose of the human subject(s) shall be the of the algorithm which involves the coordinates of key points, skeletal representations, or visual overlays on the input image, video, or maybe even a 3D character.

### **Emotion Recognition using Pose estimation (Unimodal and Multimodal approaches):**

Researchers have used emotion recognition in many different applications: Healthcare, the Gaming industry, Autonomous vehicles, and **child-robot interaction (CRI)**. Emotions can be recognized through different modalities, they can be recognized through facial expressions and body posture, vocal tone, sentiment analysis, and psychological signals. Some researchers found that some emotions can be detected efficiently from body posture other than facial expressions like pride. The importance of Emotional recognition from pose estimation arises in cases when the face is blurred, far, or not clear like a surveillance camera when we are dealing with humans that use their body posture to express emotions whether it is a personal trait or an illness condition as each human can focus on a different modality to express himself or a variant set of modalities, or recognizing complex emotions which require using different modalities to reach the highest accuracy possible for the predicted emotion. Recognizing emotions through the body can be very challenging as we first need to detect the body pose, then we can apply an algorithm or model mostly using deep learning that can classify the pose into its most relevant/ related emotion. Determining whether the problem shall be a regression or classification problem depends on the emotional model we are using which is determined by the type of output we aim for, example if you want to measure pride, you shall not consider ekman's basic emotions but the emotion wheel. The usage of multi-modal approaches requires a data fusion step which can be divided into early fusion, middle fusion, late fusion, and hyper-connected models (Zaghibani & Bouhlel, 2022). The fusion process is implemented as a separate layer in the trained neural network and the order of the layer is determined if the architecture is going to fuse the data at the feature extraction level or in the decision-making output phase. While making the decision the simplicity, generalization, and computational complexity factors shall be taken into consideration.

#### Datasets:

Datasets are collected from the final research papers used in the survey also we keep in mind using only emotions-related datasets and databases and the available ones that could be accessed by the time of this survey paper.

<p>The FABO Database (Gunes &amp; M. Piccardi, 2006):</p>	<p>FABO refers to the Face and Body Gesture Database for Automatic Analysis of Human Nonverbal Affective Behavior. It was the first to combine body and face, the adult participants were asked to perform some actions and movements, it is free to be used in academic research and only requires signing an agreement - the Fabo database agreement - [ but the website was down in the time of access].</p>
<p>Emotic(Kosti, Ronak and Alvarez, Jose M and Recasens, Adria and Lapedriza, Agata, 2019):</p>	<p>Emotic stands for emotions in context. The scene context, facial expression, and body pose improve our perception of people's emotions. The dataset shows different people in natural situations, annotated with their apparent emotions, it combines two emotional model representations: (1) a set of 26 discrete categories, and (2) the continuous dimensions of Valence, Arousal, and Dominance. Analytics of statistics and algorithms are provided with the annotators' agreement analysis. The code is open-source on GitHub and the dataset is found on Kaggle. The Discrete categories include Peace - Affection - Esteem - Anticipation - Engagement - Confidence - Happiness - Pleasure - Excitement - Surprise - Sympathy - Doubt/Confusion - Disconnection - Fatigue - Embarrassment - Yearning - Disapproval- Aversion - Annoyance - Anger - Sensitivity - Sadness - Disquietment - Fear - Pain - Suffering(<i>Annotations in the EMOTIC Dataset</i>, n.d.). Continuous dimensions include valence, Arousal, and Dominance.</p>



<p>The MPI Emotional Body Expressions Database for Narrative Scenarios (Ekaterina Volkova ,Stephan de la Rosa,Heinrich H. Bülthoff ,Betty Mohler, 2014):</p>	<p>Data is free for the scientific community including all the motion capture files and meta-information such as emotion labels, and 5.4 hours of motion-captured narrations by amateur actors performing personalized spontaneous acting scripts. It was hidden that the experiment focuses only on recording body movements to prevent overreacting. The database is balanced between positive and negative emotions as well as neutral emotions, positive emotions include (amusement, joy, pride, relief, surprise) and negative include (anger, disgust, fear, sadness, and shame). expressive bodily database was compared with other available databases.</p>
<p>Emilya: Emotional body expression in daily actions database (2014):</p>	<p>body movements for 11 adult actors (6 females and 5 males) were captured performing 8 emotions in 7 actions which are movement tasks, the emotions are Joy, Anger, Panic Fear, Anxiety, Sadness, Shame, Pride, and Neutral. Those emotions were selected to cover the arousal and valence dimensions. The movement tasks include: walking, sitting down, knocking at the door, lifting and throwing objects - a piece of paper - with one hand, and moving objects - books- on a table with two hands. Each body joint has its spatial position. The 23 body movement segments are detected by 17 sensors.</p>
<p>BRED dataset(<i>BRED Dataset</i>, n.d.)</p>	<p>It includes data extracted from videos of children showing emotions. It has 215 samples and includes:</p> <ul style="list-style-type: none"> <li>• OpenPose extracted the skeletal joints.</li> <li>• OpenFace toolkit was used to extract facial landmarks.</li> <li>• ResNet 50 network pre-trained in the AffectNet database was used in feature extraction and Features are represented in PyTorch format.</li> <li>• Three different annotators were used which are hierarchical and apart from the ground truth - neutral- emotion to perform whether the child used his body or face to express his emotion.</li> </ul>
<p>GEMEP dataset(<i>Gemep</i>, n.d.)</p>	<p>GEMEP stands for The Geneva Multimodal Emotion Portrayals which is a collection of audio and video recordings containing 10 actors performing 18 affective states, with various verbal contents and modes of expression.</p>
<p>EHF dataset(<i>Expressive Hands and Faces (EHF) - V7 Open Datasets</i>, n.d.)</p>	<p>EHF stands for Expressive Hands and Faces contains 100 frames of one subject performing a variety of body poses, including natural finger articulation, some facial articulation, and expressions. Each frame includes a full-body RGB image, a JSON file with 2D features detected using OpenPose (body joints, hand joints, facial features), a 3D scan of the subject, a 3D SMPL-X alignment (3D mesh) to the above scan, functioning as pseudo-ground-truth. 3D humans can be constructed using the SMPL-X model and SMPLify-X code from a single RGB image.</p>
<p>IEMOCAP(<i>IEMOCAP</i>, n.d.)</p>	<p>The Interactive Emotional Dyadic Motion Capture (IEMOCAP) database contains 12 hours of audiovisual data, including video, speech, motion capture of face, and text transcriptions where actors perform improvisations or scripted scenarios, specifically selected to elicit emotional expressions. It is annotated by discrete dimension labels: anger, happiness, sadness, and neutrality, as well as dimensional labels such as valence, activation, and dominance.</p>

UCLIC Affective Body Database( <i>UCLIC Affective Body Posture and Motion Database</i> , n.d.)	The Naturalistic body motions of 11 people were captured in a video game context (playing Wii sports) which was collected with a Gypsy5 electro-mechanical motion capture system (Animazoo UK Ltd.). 13 non-professional actors performing angry, fearful, happy, and sad emotions which was collected with a Vicon MX series digital optical motion capture system
--	---

WESAD(WESAD, n.d.) is a dataset concerned with stress and affect detection using wearable devices, it has 3 affective states (neutral, stress, and amusement). It holds the data of some physiological signals and three-axis body acceleration. physiological signals include blood volume pulse, electrocardiogram, electrodermal activity, electromyogram, respiration, and body temperature. Stress is not considered an emotion by itself but can trigger various emotions. Datasets that deal with stress detection like SWELL-KW(SWELL-KW, n.d.).

Examples of datasets that detect actions or gestures with no emotional association are MSR Action3D(Dr Wanqing Li (UOW) - MSR Action3D, n.d.), UTKinect-Action3D Dataset(UTKinect-Action3D Dataset, n.d.), MSRC-12 (MSRC-12 Kinect Gesture Dataset)(Papers with Code - MSRC-12 Dataset, n.d.), AVA(Papers with Code - AVA Dataset, n.d.), The motion capture library(The Motion Capture Library, n.d.), and MoCap(MoCap, n.d.). One of the datasets that has a big collection of images of drivers from different angles is Brain4Cars(Brain4Cars Dataset, n.d.). Some datasets capture a specific action of a crowd of people like GroupWalk(GroupWalk Dataset, n.d.) which contains crowd walking in different world locations, while others rely on detecting emotions from walking or giants like the EWalk(EWalk Dataset, n.d.) dataset which has a 16-joint walk annotated with 4 different emotions. RGB-D dataset contains a selection of facial and skeletal landmarks and is collected using Kinect sensors and an RGB HD camera, under some constrained conditions.

### **The Algorithms Modeling used in Emotion recognition and pose estimation**

Most of the research papers lately have utilized ML and DL approaches to classify the output such as multi-layer complicated CNNs also the approach of training modalities separately and fusing them was frequently used. Let us discuss some of the most used algorithms in the emotion recognition field:

1. Convolutional Neural Networks (CNNs):
  - CNNs are mainly utilized in image-based emotion recognition tasks, mostly for analyzing facial expressions. They outmatch at detecting spatial patterns in images.
  - Mainly, CNNs are trained on big datasets of labeled facial images to learn features pertinent to emotion recognition.
2. Recurrent Neural Networks (RNNs):
  - RNNs are efficient with sequential data like time-series data or sequential text data.
  - RNNs can be used to model temporal dependencies in sequences of data, such as emotion recognition from spoken language or textual conversations.

3. Long Short-Term Memory (LSTM) Networks:
  - LSTMs are considered a type of RNN created to solve the vanishing gradient problem and detect long-term dependencies in sequential data.
  - They are used in emotion recognition tasks where capturing context over longer sequences is important like text sentiment analysis.
4. Support Vector Machines (SVMs):
  - SVMs are known for many classification tasks, including emotion recognition.
  - It is preferably used when feature engineering plays a crucial role or with a small dataset with well-defined features.
5. Ensemble Learning:
  - Ensemble methods such as Random Forests, Bagged Trees, or Gradient Boosting Machines (GBMs) can be implemented to combine the predictions of multiple models, enhancing overall performance.
  - They are often used in emotion recognition systems to improve robustness and generalization.
6. Deep Neural Networks (DNNs):
  - The term "deep" refers to having multiple layers between the input and output layers which allows the network to learn complex functions.
  - Frequently used for problems involving structured, tabular data and could be applied to image and text data but generally less effective than CNNs and RNNs for complex patterns.
7. K-Nearest Neighbors (KNN):
  - KNN is a non-parametric simple instance-based learning algorithm, it does not make explicit assumptions about the form of the data only relies directly on the training data during prediction, and can be used for both classification and regression tasks.
  - It is effective for small to medium-sized datasets and is used in basic pattern recognition tasks: handwriting recognition, simple image classification, and recommendation systems.
8. Skinned Multi-Person Linear (SMPL):
  - SMPL is considered a parametric model for generating realistic 3D human body meshes, it represents the 3D shape and pose of the human body using a set of parameters that are related to body shape and pose. The output is a 3D mesh of the human body.
  - It is used mainly in animation, graphics, pose estimation, and HCI.
9. DenseXception Neural Network:
  - is a hybrid model combining principles from DenseNet and Xception architectures which benefits from the strengths of DenseNet's dense connectivity and Xception's depthwise separable convolutions.
  - It suits tasks of image classification, image segmentation, and object detection.

## Performance measurements

When we discuss the performance measurement used with pose estimation we shall ensure it is a classification problem. Detecting actions or emotions from the pose is considered a multi-classification method. The widely used way in evaluating a classification problem is using the confusion matrix.

To define confusion matrix, we shall use the following:

- a) **True Positive (TP)** number of positive classes predicted correctly.
- b) **True Negative (TN)** number of negative classes predicted correctly.
- c) **False Positive (FP)** number of negative classes predicted incorrectly.
- d) **False Negative (FN)** number of positive classes predicted incorrectly.

Most of the papers used the **accuracy** of the confusion matrix which can be defined as number of correct predictions over (divided by) the total number of predictions and the **recognition rate** is defined as the true positives over the total number of predictions but also some papers included the following performance measurements:

- e) **Precision** is equal  $TP / (TP + FP)$ .
- f) **Recall or Sensitivity** is equal  $TP / (TP + FN)$ .
- g) **Specificity** is equal  $TN / (TN + FP)$ .
- h) **F1 Score** is the harmonic mean of precision and recall which is equal to  $2 * (precision * recall) / (precision + recall)$ .
- i) **Negative Predictive Value (NPV)** is equal  $TN / (TN + FN)$ .
- j) **Average error rate (or Classification error)** is equal to  $(FP + FN) / \text{total predictions } (TP + TN + FP + FN)$  and can be also expressed as  $(1 - \text{accuracy})$ .
- k) **Mean classification accuracy** is the average of the accuracy scores obtained from multiple classes, datasets, or models.
- l) **Average absolute error** is the average absolute difference between the predicted probabilities and the actual labels.
- m) **V2V** (used in validating pose estimation):
- n) **Joint error** (used in validating pose estimation):

## Comparison and Analysis:

Paper Title	Methodology	Uni/Multimodal	Performance Measurement Metric	Algorithms/ Classifiers	Datasets	The Input data/ features type	Custom Dataset
2021 (Liakopoulos et al., 2021)	The first exploits statistical information extracted from biosignal analysis in a feature classification scheme, whereas the second classifies 2D images of spectrograms (from ECG) using a 2D CNN architecture.	MultiModal: Body +Face + ..	F1 + Accuracy	CNN ANN;;SVM;R F;KNN	SWELL-K W WESAD- FER2013	Physio Sensor: Random Forest (80.71% accuracy) • Face Camera: ANN (86.6% accuracy) • Kinect Sensor: ANN (90.38% accuracy)	<input type="checkbox"/>

2023 (Prakash et al., 2023)	Two DNN models for two crucial types of joint attention were developed so psychiatrists could utilize them in differentiating ASD from typically developing children	MultiModal : Facial + Joint(Activity)	<b>Precision + recall + accuracy + f1 + specificity + negative predictive value</b>	DNN	Fer2013 - AVA	Images	<input checked="" type="checkbox"/>
2019 (Santhosh kumar & Geetha, 2019)	A method for recognizing emotional states from full-body motion patterns is presented using a feedforward deep convolutional neural network (FDCNN) architecture.	UniModal	Confusion matrix, Recall, F-measure, FP rate, TP rate, and Precision.	feed-forward DNN	GEMEP dataset; University of York emotion dataset	Video turned into frames	<input type="checkbox"/>
2023 (Amara et al., 2023)	Three devices were used, Kinect 1 Kinect 2, and RGB HD camera to collect the used bi-modal dataset. Bagged Trees, k-NN, and a Support Vector Machine (SVM) classification algorithms's results were compared.	Multimodal	Accuracy + Precision + Recall + F1 score	SVM - KNN- Bagged Trees	RGB-D dataset	RGB HD camera / Kinect 1/ Kinect 2	<input checked="" type="checkbox"/>
2023 (Zacharatos et al., 2021)	The proposed technique is inspired by action recognition methods that describe skeleton data into image-based representations while create features from 3D skeleton sequences	UniModal	recognition rate	CNN(transfer learning)	-	Motion Clips	<input type="checkbox"/>
2020(CUI et al., 2020)	Simplified line graph was drawn from extracted body postures. The CPM algorithm is used to extract the coordinates of the key nodes in the images filmed by the camera and then the emotion is detected	Unimodal	recognition rate	CNN + softmax algorithm for classification	-	Image captured by camera	<input type="checkbox"/>
2019(Keshari & Palaniswamy, 2019)	Two approaches were developed. One recognized emotions from facial expressions and upper body gesticulations independently. The other fused both and used feature level fusion.	Uni + Multi	Accuracy	SVM + Hidden Markov model	Amrita Emotion Database-2	Image	<input checked="" type="checkbox"/>

2019(Pav lakos et al., 2019)	SMPL-X is proposed, a new model that captures the body with face and hands. They additionally propose SMPLify-X, an approach to fit SMPL-X to a single RGB image and 2D OpenPose joint detections.	UniModal	v2v error, joint error	SMPL	EHF dataset	Single RGB image	<input checked="" type="checkbox"/>
2019(Filn tisis et al., 2019)	The DNN initially consists of two sub-branches, one focusing on facial expressions, and the other focusing on body posture. They are then fused at a later phase to form the whole body expression recognition branch.	Multimodal( facial expressions + body posture)	balanced and unbalanced F1-score and accuracy	DNN - Residual Network CNN	BRED dataset	Video	<input checked="" type="checkbox"/>
2020(Crenn et al., 2020)	Emotions identification technique was developed while disregarding the influence of specific body movements by using a neutral motion template, which serves as a baseline for measuring emotional expressive motions.	UniModal	Accuracy	SVM, Random forest, 2Nearest neighbor classifiers +PCA	Emilya DB; UCLIC Affective Body Posture and Motion; MPI Emotional Body Expressions DB for Narrative Scenarios; SIGGRAPH DB	3D pose sequences from Kinect	<input type="checkbox"/>
2019(Ajili et al., 2019)	The paper proposed an expressive motion representation model based on the LMA method and was handled by an ML framework that includes random forest and SVM for classification.	UniModal	recognition rate	RF + SVM	CMKinect-10,MSRC-12, MSR Action 3D and UTkinect	3D poses from Kinect	<input checked="" type="checkbox"/>
2019(Randhavane et al., 2019)	This approach calculates both affective and deep features from an RGB video and classifies them into four emotion categories.	UniModal	Accuracy	LSTM + RF	“EWalk (Emotion Walk)” dataset	Video RGB	<input checked="" type="checkbox"/>
2020(Xing et al., 2020)	The model is structured as an encoder-decoder CNN-RNN so the shared abstract spatial driver behavior features are fused and used for	UniModal	Confusion matrix and 4 model performance indexes(Precision + Recall + F1 score +	CNN as encoder+ RNN ( LSTM + Softmax)	Brain4Cars	RBG image sequence	<input type="checkbox"/>

	multi-task learning and prediction.		the general average precision)				
2021(Mital et al., 2021)	Facial, audio, textual and pose/gait modalities as well as two contextual interpretations were used each processed separately in a neural network then fused with multiplicative fusion to calculate prediction and loss	Multimodal	Mean Accuracy + Average Precision + F1 Score	CNN (Multitask CNN/Multilayer)	IEMOCAP, CMUMOSE I, EMOTIC, GroupWalk	RBG Image (data inputs: (facial, audio, textual and pose/gait)	<input type="checkbox"/>
2023(Zhang et al., 2023)	CNN architectures rely on three parallel deep networks extracts features. Then, fuses contextual information, pose information, and scene information for classification.	Multimodal	They relied on the confusion matrix parameters: average precision, average error rate, average absolute error	CNN + softmax	Emotic	Image	<input type="checkbox"/>
2019(Wu et al., 2019)	In this paper, an end-to-end DenseXception network to predict 26 discrete categories of emotions and 3 continuous dimensions jointly.	Multimodal	(1). The average precision measures the discrete dimension. (2). The mean error is used to measure the continuous dimension.	DenseXception Neural Network	Emotic	Image	<input type="checkbox"/>
2021(Malek-Podjaski & Deligianni, 2021)	Cross-subject transfer learning technique for training a multi-encoder autoencoder DNN to learn the hidden disentangled representations of human motion features is proposed.	Multimodal	Precision + Recall + F1 score + ACC + <i>std</i>	DNN	Motion capture library(YIN GLIANG MA, HELENA M. PATERSON, and FRANK E. POLLICK, 2006) and they referred to it as dataset X	Gait analysis	<input type="checkbox"/>
2020(Razzaq et al., 2020)	The proposed framework learns emotions from 3D skeleton data focusing on the upper body motion patterns from the Kinect v2 sensor and consists of 4 sub-modules: skeletal joint acquisition, skeletal frame segmentation, feature computation, and emotion/skeleton classification.	UniModal	Mean Classification Accuracy: (96.73%) & Classification Error: (3.27%) & Recognition Rate	SVM	No dataset was used, they explained the predefined body characteristics of each emotion	3D poses from Kinect + considered the 6 basic emotions	<input checked="" type="checkbox"/>

2022(Zag hbani & Bouhlel, 2022)	The Muti-task CNN architecture of their system depends on extracting the features layer then dividing the network into two subnetworks and combining their result while using softmax to classify.	Multimodal	Accuracy	MTCNN + Softmax	FABO dataset	The sequence of frames of a video + considered the 6 basic emotions	<input type="checkbox"/>
--	---	------------	----------	--------------------	-----------------	--	--------------------------

## Discussion

(Liakopoulos et al., 2021) The paper did not directly make a human pose estimation model but compared the effect of this modality with others. Wearable sensors and ML techniques were explored to monitor stress and negative emotions in individuals through different sensing modalities, including heart rate, electrophysiological signals, facial expressions, and body posture. The study has two main modules: stress detection and emotion recognition. Two approaches are discussed in the stress detection module. Statistical features are extracted in the first approach from physiological signals like ECG and EDA (electrodermal activity) and utilizing classification techniques such as SVM, KNN, Random Forest, and ANN. The second identified frequency patterns associated with the stress that uses a 2D CNN for spectrogram analysis of ECG signals. The CNN-based spectrogram analysis of ECG signals shows comparable or better performance compared to traditional ML techniques.

(Prakash et al., 2023) Diagnosing and assessing Autism Spectrum Disorder (ASD) in children is challenging and the traditional methods such as manual observation and behavioral assessments have their limitations. The paper highlights the use of ML, and DL approaches in assessing ASD children by analyzing provided multimodal clinical data. the automatic extraction and classification of human actions from untrimmed videos needs to be more explored. Novel computer vision models are developed to automatically extract and classify joint attention skills, facial expressions, and life skills actions from unclipped videos of ASD children. The system has three goals developing computer vision models for automatic assessment of joint attention skills, building a Facial Expression Recognition (FER) model to recognize emotional expressions, and providing automatic functional assessment of children from intervention-recorded video sessions.

(Santhoshkumar & Geetha, 2019) Recognizing emotional states from full-body motion patterns methodology using a feedforward deep convolutional neural network (FDCNN) architecture is proposed. The proposed model converts input videos into frames and then applies convolutional and pooling layers to apply feature extraction. The final FC(fully connected) layers predict the emotions based on the previous features.

(Amara et al., 2023) This paper presents the concept of the affective human digital twin (AHDT), which uses biometrics and AI to represent a person's emotions and behaviors. we should consider while developing human digital twin social factors like privacy, data protection, and ethical technology use. The architecture includes the creation of a bi-modal (facial expressions and body movements) RGB, a dataset called RGB-D, and selection of crucial facial and skeletal features/landmarks while comparing the data performance of Kinect 1 and Kinect 2 sensors. The RGB-D dataset is collected using Kinect sensors and an RGB HD camera, under constrained



conditions. Classification was achieved using Bagged Trees, k-NN, and a Support Vector Machine (SVM). Comes to surprise bodily emotion recognition slightly outperforms facial emotion recognition, with Kinect 2 producing better results than Kinect 1 and Bagged Trees showed the highest accuracy rates when utilizing leave-one-subject-out cross-validation.

(Zacharatos et al., 2021) The paper explores the use of deep learning specially CNNs in emotion recognition in the context of gaming and VR applications. The proposed method involves transforming 3D body movement data into pixel data describing the posture and motion dynamics. The output images are fed to a pre-trained CNN model, Inception V3, for emotion classification. Transfer learning is employed to adjust the pre-trained model to the emotion recognition task. Finally, the study demonstrates the potential of using deep learning techniques for emotion recognition from body movements, for enhanced gaming and VR experiences.

(CUI et al., 2020) The study summarizes the representation of emotions accompanied by different postures from existing body language literature. The architecture demonstrates first extracting the human body's key nodes from various postures to create simplified line graphs. The Convolutional Pose Machine (CPM) algorithm was used to extract the coordinates of key nodes from camera-captured images. simplified line maps of human body posture were drawn and the processed images were sent to a CNN for feature extraction and classification utilizing softmax regression. The proposed methodology effectively detects and recognizes posture emotions in visible light images in the open environment with complex backgrounds.

(Keshari & Palaniswamy, 2019) Two approaches for emotion recognition were introduced: the first is based on independent recognition from facial expressions and upper body gestures, while the other is based on feature-level fusion. Combining facial expressions and upper body gestures improved emotion recognition accuracy as concluded.

(Pavlakos et al., 2019) The model SMPL-X is introduced in which a 3D model captures the body, face, and hands from single images. SMPL-X combines SMPL, FLAME head model, and MANO hand model, resulting in a holistic model capable of capturing the three features. SMPLify-X is introduced as an improved method for fitting SMPL-X to single RGB images. pose estimation accuracy is enhanced using a learned pose prior while introducing a more accurate collision penalty term. A deep gender classifier trained on a dataset of annotated images was developed to address gender differences and hence the classifier assigns gender labels to detected individuals, enabling the use of appropriate body models during fitting. Additionally, A variational human body pose prior, VPoser, was proposed to penalize impossible poses while allowing valid ones.

(Filntisis et al., 2019) DNN was adopted using both posture and facial expressions for automatic multi-cue emotion recognition using hierarchical multi-label training (HMT). Multi-cue refers to the usage of multiple sources or types of information (cues) to improve the performance of a model or an algorithm. Multi-Label Classification: Unlike traditional classification, in which each instance is assigned to a single label. multi-label classification assigns multiple labels to each instance. Hierarchical Structure: It is similar to our use of the Inheritance concept in object-oriented programming (OOP) where some labels are sub-categories of others so hierarchical multi-label training (HMT) refers to labeling the data where each instance can have multiple labels and each instance can have the other as its parent or child. While hierarchical relationships are beneficial and can describe data better semantically they introduce dependencies and constraints among labels, for example: if an instance is labeled as “pilot”, it must also be labeled as “human” if there is a

dependency between them. Although this approach enhances the accuracy and efficiency but can dramatically affect the scalability and data imbalance since some labels won't be equally distributed as others. The architecture consists of separate sub-networks for facial and body expression recognition, which are later fused for whole-body expression recognition. The facial sub-network uses a Residual Network CNN to extract features from cropped face images. The body sub-network employs a DNN to process skeleton representations(the data) obtained from 2D pose detection. The whole-body expression branch fuses features from both while employing an FC layer for emotion recognition.

(Crenn et al., 2020) A machine learning approach was adopted to classify the current emotion from the current motion inspired by the psychology domain. The “neutrality” score of a motion is estimated by a residue function, as the difference between both associated motions; the expressive and the neutral motion. More precisely, this function that is inspired by studies from the psychology domain, gives a “neutrality” score of a motion. The synthesis of the neutral motion process is based on two nested PCAs providing a space where moving and selecting realistic human animations become possible.

(Ajili et al., 2019) A new descriptor vector for expressive human motions was proposed and was inspired by the Laban movement analysis method (LMA). The paper follows a three-step process comprising **data preprocessing**: The proposed descriptor, **motion representation**: a machine learning framework including, random decision forest, multilayer perceptron, and two multiclass support vector machine methods, **and classification**: gestures expressing emotions (happy, sad, angry, and calm) and the other target was to build a 4 emotions dataset associated with expressive motions which they call CMKinect-10 dataset.

(Randhavane et al., 2019) Initially, **gaits** are extracted as 3D poses from input videos and model long-term dependencies in these sequential 3D human poses using an LSTM network, generating deep features. Additionally, affective features are computed representing posture and movement characteristics. These features are combined and classified using a Random Forest Classifier into four emotion categories: happy, sad, angry, and neutral.

(Xing et al., 2020) The paper presents a model for driver behavior understanding by using an encoder-decoder CNN-RNN structure for multi-scale driver behavior learning and reasoning. The model has three main tasks: **driver activity recognition**, **driver intention inference**, and **driver emotion recognition**. The input which is the driver image sequence is encoded to protect the driver's privacy, early fusion is adopted to fuse the inputs to be more scalable then the three tasks are processed in parallel, the first uses the Relu function with softmax and the others are using layers of LSTM with Softmax to recognize the target behavior, the driver's intention, and the driver's emotion.

(Mittal et al., 2021) This paper uses several modalities like Facial, audio, textual, and pose/gait as well as two contextual interpretations: Situational/Background Context and socio-dynamic context were used each processed in a separate neural network and then combined with multiplicative fusion to calculate prediction and loss. The situational/background context is simply a semantic context that aims for the improvement of scene visual interpretation and the socio-dynamic context is concerned with social interaction and familiarity between agents in the scene which may affect their affective state.

(Zhang et al., 2023) The importance of considering contextual cues such as body gestures and scene information besides facial expressions was introduced. By integrating these cues into emotion recognition models the accuracy was enhanced. It outperforms positive emotions such as happiness and joy which differ in the lasting time interval and the effect in which happiness in short intervals accompanies a sense of excitement while joy is more long-lasting and accompanies contentment and satisfaction(*The Difference between Joy and Happiness*, n.d.). The architecture proposed consists of two parts feature extraction and fusion where three parallel deep networks extract features such as face features and combined contextual information that blends pose and scene information and emotion prediction that uses softmax for classification.

(Wu et al., 2019) This paper uses DenseXception neural network which combines elements of two advanced deep learning models: DenseNet and Xception. They aimed for two outputs in their model discrete and continuous according to the two main categories of emotional models. Their architecture composed of two phases: feature extraction network and feature fusion network. The feature extraction network includes three sub-networks to extract the features of the inputs: the face, the body, and the image, then the feature fusion phase starts where it combines the output of the three sub-networks to measure the discrete and continuous dimension.

(Malek–Podjaski & Deligianni, 2021) it detects emotions from gait analysis.

(Razzaq et al., 2020) This paper presents a framework called the UnSkEm framework consists of four main modules: **skeletal joint Acquisition** which focuses on 3D skeletal joint data from the Kinect device while focusing on the upper body joints, **skeletal Frame Segmentation** which processes the joint coordinates to calculate the inter-joint distances and angular features in an interval of 3-second period, **feature computation**: Mesh Distance Features (MDF) and Mesh Angular Features (MAF) feature extraction methods, are used in capturing motion patterns of upper body joints, and **skeletal classification**: multi-class Support Vector Machines (SVMs) was used for emotion classification using sequential Minimal Optimization (SMO) which is an algorithm used for training support vector machines . Emotions are recognized based on predefined body movements and poses associated with each emotion.

(Zaghbani & Bouhlel, 2022) focuses on using facial expressions and the upper-body gestures data in recognizing affective states, they target 6 emotions in their multi-modal classification method which they call HCNN(. The architecture implemented late fusion ,two CNN sub-networks were used to each to recognize facial and body gesture then their result is fused and softmax was used for the multi-classification output layer. They achieved accuracy 99.79% using the FABO dataset.

Emotion recognition from pose estimation showed in the above studies acceptable results in general and can be used as a standalone modal but combining it with other modalities can improves the system's performance. The benchmark was done based on the **accuracy** although some research papers used the term **recognition rate** (Ajili et al., 2019; CUI et al., 2020; Razzaq et al., 2020) (Zacharatos et al., 2021) the two terms sometimes are confused together or used interchangeably although they are different as stated in the performance mertics section.

Regarding the VR, pose estimation in VR needs more exploration as it can indeed benefit the reseach community whether by capturing 3D datasets in much less time and effort, data can be obtained from the VR gaming community with keeping the privacy of the users, Meta has introduced a similar privacy protection approach for sharing the user facial landmarks with the used application through only providing the facial points which result in a sillutte shape, the

application developer are not going to be able to access the user's camera or take actual photos only using the landmark points provided, the same approach can be used in pose estimation(*Face Tracking for Movement SDK for Unity: Unity | Oculus Developers*, n.d.).

Some papers discussing VR introduced emotion elicitation and a benchmark between the affect of Immersive and non-Immersive environments through emotion detection(Keshari & Palaniswamy, 2019), (Crenn et al., 2020) presented a the design and development of a VR application that evaluates users' emotional state to virtual experiences and compare them with real ones. They used a ready made tool for recognising 4 states in addition to the neutral state. (Filntisis et al., 2019) used a fine-tuned DL 2D facial landmark detector to calculate the 3D head pose, 3D head model was adjusted to the tracked 2D facial landmarks to evaluate the accuracy of the pose estimation outcomes and the possibilty of its application. Action recognition based on Multi-modals including RGB video, 2D pose estimation and VR HMD sensor has been discussed and achieved by using transformer self-attention network (Pavlakos et al., 2019).

## Conclusion

This survey ensures the more modalities, the better in terms of emotion recognition. Pose estimation can be used as a standalone modality to detect emotions and can be enhanced with other . The highest results were achieved using the Convolutional neural networks and the most common performance metric is the accuraccy followed by the confusion matrix and recognition rate. Although small efforts has been made in the detection of pose in a VR environment, this area needs more exploration as it shall benfit the industry whether in therapeutic or gaming applications. Once the pose estimation is achieved in VR, this system can be used to record 3D datasets and save the joints position thus, association between joint positions and emotions or actions can be made. This shall change the shape of saved data from images to text/json format that can save training time and memory rather than images and image sequences to train the models.

## References

- Ajili, I., Mallem, M., & Didier, J.-Y. (2019). Human motions and emotions recognition inspired by LMA qualities. *The Visual Computer*, 35(10), 1411–1426.  
<https://doi.org/10.1007/s00371-018-01619-w>
- Amara, K., Kerdjijdj, O., & Ramzan, N. (2023). Emotion Recognition for Affective Human Digital Twin by Means of Virtual Reality Enabling Technologies. *IEEE Access*, 11, 74216–74227. IEEE Access. <https://doi.org/10.1109/ACCESS.2023.3285398>
- Annotations in the EMOTIC dataset*. (n.d.). <https://s3.sunai.uoc.edu/emotic/annotations.html>
- Aslanyan, M. (2024). On Mobile Pose Estimation and Action Recognition Design and Implementation. *Pattern Recognition and Image Analysis*, 34(1), 126–136.  
<https://doi.org/10.1134/S1054661824010036>
- Brain4Cars dataset*. (n.d.). [Dataset]. <http://brain4cars.com/>

*BRED Dataset*. (n.d.). [Dataset]. <https://zenodo.org/records/3233060>

Celeghin A, Diano M, Bagnis A, Viola M and Tamietto M. (2017). Basic Emotions in Human Neuroscience: Neuroimaging and Beyond. *Rontiers in Psychology*.  
<https://www.frontiersin.org/journals/psychology/articles/10.3389/fpsyg.2017.01432/full>

Crenn, A., Meyer, A., Konik, H., Khan, R. A., & Bouakaz, S. (2020). Generic Body Expression Recognition Based on Synthesis of Realistic Neutral Motion. *IEEE Access*, 8, 207758–207767. IEEE Access. <https://doi.org/10.1109/ACCESS.2020.3038473>

CUI, M., FANG, J., & ZHAO, Y. (2020). Emotion recognition of human body's posture in open environment. *2020 Chinese Control And Decision Conference (CCDC)*, 3294–3299.  
<https://doi.org/10.1109/CCDC49329.2020.9164551>

*Dr Wanqing Li (UOW)—MSR Action3D*. (n.d.). Retrieved May 26, 2024, from  
<https://sites.google.com/view/wanqingli/data-sets/msr-action3d>

Ekaterina Volkova ,Stephan de la Rosa,Heinrich H. Bülthoff ,Betty Mohler. (2014). *The MPI body expressions database* [Dataset].  
[https://figshare.com/articles/dataset/MPI\\_EMBM\\_Database\\_Mocap\\_Files/1220428](https://figshare.com/articles/dataset/MPI_EMBM_Database_Mocap_Files/1220428)

Ekman Paul. (1992). An argument for basic emotions. *Cognitive and Emotion*.  
<https://www.tandfonline.com/doi/abs/10.1080/02699939208411068>

*EWalk dataset*. (n.d.). [Dataset].  
<https://drive.google.com/drive/folders/1wWL0Yc7Oa7AMm2QqQ4lbtTIRYvMW0L2h>

*Expressive Hands and Faces (EHF)—V7 Open Datasets*. (n.d.). Retrieved May 26, 2024, from  
<https://www.v7labs.com/open-datasets/expressive-hands-and-faces-ehf>

*Face Tracking for Movement SDK for Unity: Unity | Oculus Developers*. (n.d.). Retrieved May 26, 2024, from <https://developer.oculus.com/documentation/unity/move-face-tracking/>

Filntisis, P. P., Efthymiou, N., Koutras, P., Potamianos, G., & Maragos, P. (2019). Fusing Body Posture With Facial Expressions for Joint Recognition of Affect in Child–Robot Interaction. *IEEE Robotics and Automation Letters*, 4(4), 4011–4018. IEEE Robotics and Automation Letters.  
<https://doi.org/10.1109/LRA.2019.2930434>

*Gemep*. (n.d.). [Dataset]. <https://www.unige.ch/cisa/gemep/>

*GroupWalk dataset*. (n.d.). [Dataset].  
<https://drive.google.com/drive/folders/1tVoqBaQWa8bsoXr2brxNObaZ3g-FQ5QM>

Gunes, H., & M. Piccardi. (2006). *FABO* [Dataset]. <https://www.cl.cam.ac.uk/~hg410/fabo.html>

*IEMOCAP*. (n.d.). [Dataset]. <https://sail.usc.edu/iemocap/>

Kalampokas, T., Krinidis, S., Chatzis, V., & Papakostas, G. A. (2023). Performance benchmark of

deep learning human pose estimation for UAVs. *Machine Vision and Applications*, 34(6), 97. <https://doi.org/10.1007/s00138-023-01448-5>

Keshari, T., & Palaniswamy, S. (2019). Emotion Recognition Using Feature-level Fusion of Facial Expressions and Body Gestures. *2019 International Conference on Communication and Electronics Systems (ICCES)*, 1184–1189. <https://doi.org/10.1109/ICCES45898.2019.9002175>

Kosti, Ronak and Alvarez, Jose M and Recasens, Adria and Lapedriza, Agata. (2019). *EMOTIC* [Dataset]. <https://opendatalab.com/OpenDataLab/EMOTIC>

Kumar, L., & Singh, D. K. (2023). Pose image generation for video content creation using controlled human pose image generation GAN. *Multimedia Tools and Applications*. <https://doi.org/10.1007/s11042-023-17856-8>

Li, H., Yao, H., & Hou, Y. (2024). Hierarchical pose net: Spatial hierarchical body tree driven multi-person pose estimation. *Multimedia Tools and Applications*, 83(2), 6373–6392. <https://doi.org/10.1007/s11042-023-15320-1>

Liakopoulos, L., Stagakis, N., Zacharaki, E. I., & Moustakas, K. (2021). CNN-based stress and emotion recognition in ambulatory settings. *2021 12th International Conference on Information, Intelligence, Systems & Applications (IISA)*, 1–8. <https://doi.org/10.1109/IISA52424.2021.9555508>

Malek-Podjaski, M., & Deligianni, F. (2021). Towards Explainable, Privacy-Preserved Human-Motion Affect Recognition. *2021 IEEE Symposium Series on Computational Intelligence (SSCI)*, 01–09. <https://doi.org/10.1109/SSCI50451.2021.9660129>

Mittal, T., Bera, A., & Manocha, D. (2021). Multimodal and Context-Aware Emotion Perception Model With Multiplicative Fusion. *IEEE MultiMedia*, 28(2), 67–75. IEEE MultiMedia. <https://doi.org/10.1109/MMUL.2021.3068387>

*MoCap*. (n.d.). [Dataset]. <https://paperswithcode.com/dataset/mocap>

Nesrine Fourati, Catherine Pelachaud. (2014). *Emilya: Emotional body expression in daily actions database* [Dataset]. European Language Resources Association (ELRA). [http://www.lrec-conf.org/proceedings/lrec2014/pdf/334\\_Paper.pdf](http://www.lrec-conf.org/proceedings/lrec2014/pdf/334_Paper.pdf)

*Papers with Code—AVA Dataset*. (n.d.). Retrieved May 26, 2024, from <https://paperswithcode.com/dataset/ava>

*Papers with Code—MSRC-12 Dataset*. (n.d.). Retrieved May 26, 2024, from <https://paperswithcode.com/dataset/msrc-12>

Pavlakos, G., Choutas, V., Ghorbani, N., Bolkart, T., Osman, A. A., Tzionas, D., & Black, M. J. (2019). Expressive Body Capture: 3D Hands, Face, and Body From a Single Image. *2019 IEEE/CVF Conference on Computer Vision and Pattern Recognition (CVPR)*, 10967–10977. <https://doi.org/10.1109/CVPR.2019.01123>

Picard, R. (n.d.). *Affective Computing*. MIT Press.  
<https://mitpress.mit.edu/9780262661157/affective-computing/>

Picard, R.W. and Vyzas, E. and Healey, J. (n.d.). Toward machine emotional intelligence: Analysis of affective physiological state. *IEEE*.  
<https://ieeexplore.ieee.org/abstract/document/954607>

Plutchik. (2017). *Psychoevolutionary Theory of Emotion*.  
[https://link.springer.com/referenceworkentry/10.1007/978-3-319-28099-8\\_547-1](https://link.springer.com/referenceworkentry/10.1007/978-3-319-28099-8_547-1)

Prakash, V. G., Kohli, M., Kohli, S., Prathosh, A. P., Wadhera, T., Das, D., Panigrahi, D., & Kommu, J. V. S. (2023). Computer Vision-Based Assessment of Autistic Children: Analyzing Interactions, Emotions, Human Pose, and Life Skills. *IEEE Access*, 11, 47907–47929. IEEE Access. <https://doi.org/10.1109/ACCESS.2023.3269027>

Randhavane, T., Bhattacharya, U., Kapsaskis, K., Gray, K., Bera, A., & Manocha, D. (2019). Learning Perceived Emotion Using Affective and Deep Features for Mental Health Applications. *2019 IEEE International Symposium on Mixed and Augmented Reality Adjunct (ISMAR-Adjunct)*, 395–399. <https://doi.org/10.1109/ISMAR-Adjunct.2019.000-2>

Razzaq, M. A., Bang, J., Kang, S. S., & Lee, S. (2020). UnSkEm: Unobtrusive Skeletal-based Emotion Recognition for User Experience. *2020 International Conference on Information Networking (ICOIN)*, 92–96. <https://doi.org/10.1109/ICOIN48656.2020.9016601>

Russell, J. (1980). *A Complex Model of Affect*.  
[https://www.researchgate.net/publication/235361517\\_A\\_Circumplex\\_Model\\_of\\_Affect](https://www.researchgate.net/publication/235361517_A_Circumplex_Model_of_Affect)

Santhoshkumar, R., & Geetha, M. K. (2019). Deep Learning Approach for Emotion Recognition from Human Body Movements with Feedforward Deep Convolution Neural Networks. *Procedia Computer Science*, 152, 158–165. <https://doi.org/10.1016/j.procs.2019.05.038>

Spencer, M. (2022). *EMOTIONS VS. FEELINGS VS. MOODS*.  
<https://dakotafamilyservices.org/resources/blog/archive/moods-feelings-emotions/#:~:text=While%20emotions%20start%20as%20sensations,both%20physical%20and%20emotional%20states.>

*SWELL-KW*. (n.d.). [Dataset]. <http://cs.ru.nl/~skoldijk/SWELL-KW/Dataset.html>

The Difference Between Feelings and Emotions. (n.d.). *Wake Forest University*. Retrieved January 2, 2023, from <https://counseling.online.wfu.edu/blog/difference-feelings-emotions/>

*The difference between Joy and happiness*. (n.d.). Retrieved May 16, 2024, from <https://www.embarkbh.com/blog/mental-health/joy-vs-happiness/#:~:text=Happiness%20is%20typically%20a%20more,and%20satisfaction%20with%20life%20overall.>

*The motion capture library*. (n.d.). [Dataset]. <https://themotioncapturelibrary.co.uk/>

*The Ten Postulates of Plutchik's (1980) psychoevolutionary theory of basic emotions*. (n.d.).  
[https://is.muni.cz/el/1421/jaro2011/PSA\\_033/um/plutchik.pdf](https://is.muni.cz/el/1421/jaro2011/PSA_033/um/plutchik.pdf)

*UCLIC Affective Body Posture and Motion Database*. (n.d.). [Dataset].  
<http://web4.cs.ucl.ac.uk/ucllc/people/n.berthouze/AffectivePostures/>

*UTKinect-Action3D Dataset*. (n.d.). Retrieved May 26, 2024, from  
<https://cvrc.ece.utexas.edu/KinectDatasets/HOJ3D.html>

*WESAD*. (n.d.). [Dataset].  
<http://archive.ics.uci.edu/dataset/465/wesad+wearable+stress+and+affect+detection>

Wu, J., Zhang, Y., & Ning, L. (2019). The Fusion Knowledge of Face, Body and Context for Emotion Recognition. *2019 IEEE International Conference on Multimedia & Expo Workshops (ICMEW)*, 108–113. <https://doi.org/10.1109/ICMEW.2019.0-102>

Xing, Y., Hu, Z., Huang, Z., Lv, C., Cao, D., & Velenis, E. (2020). Multi-Scale Driver Behaviors Reasoning System for Intelligent Vehicles Based on a Joint Deep Learning Framework. *2020 IEEE International Conference on Systems, Man, and Cybernetics (SMC)*, 4410–4415. <https://doi.org/10.1109/SMC42975.2020.9283004>

YINGLIANG MA, HELENA M. PATERSON, and FRANK E. POLLICK. (2006). *A motion capture library for the study of identity, gender, and emotion perception from biological motion* [Dataset]. <https://link.springer.com/article/10.3758/BF03192758>

Zacharatos, H., Gatzoulis, C., Charalambous, P., & Chrysanthou, Y. (2021). Emotion Recognition from 3D Motion Capture Data using Deep CNNs. *2021 IEEE Conference on Games (CoG)*, 1–5. <https://doi.org/10.1109/CoG52621.2021.9619065>

Zaghbani, S., & Bouhlel, M. S. (2022). Multi-task CNN for multi-cue affects recognition using upper-body gestures and facial expressions. *International Journal of Information Technology*, 14(1), 531–538. <https://doi.org/10.1007/s41870-021-00820-w>

Zhang, X., Qi, G., Fu, X., & Zhang, N. (2023). Robust Emotion Recognition Across Diverse Scenes: A Deep Neural Network Approach Integrating Contextual Cues. *IEEE Access*, 11, 73959–73970. IEEE Access. <https://doi.org/10.1109/ACCESS.2023.3296316>