
JAMBATALK: SPEECH-DRIVEN 3D TALKING HEAD GENERATION BASED ON HYBRID TRANSFORMER-MAMBA MODEL

Farzaneh Jafari

Multimedia Research Center (MRC)
University of Alberta, Canada
farzane1@ualberta.ca

Stefano Berretti

Media Integration and Communication Center (MICC)
University of Florence, Italy
stefano.berretti@unifi.it

Anup Basu

Multimedia Research Center (MRC)
University of Alberta, Canada
basu@ualberta.ca

August 8, 2024

ABSTRACT

In recent years, talking head generation has become a focal point for researchers. Considerable effort is being made to refine lip-sync motion, capture expressive facial expressions, generate natural head poses, and achieve high video quality. However, no single model has yet achieved equivalence across all these metrics. This paper aims to animate a 3D face using Jamba, a hybrid Transformers-Mamba model. Mamba, a pioneering Structured State Space Model (SSM) architecture, was designed to address the constraints of the conventional Transformer architecture. Nevertheless, it has several drawbacks. Jamba merges the advantages of both Transformer and Mamba approaches, providing a holistic solution. Based on the foundational Jamba block, we present JambaTalk to enhance motion variety and speed through multimodal integration. Extensive experiments reveal that our method achieves performance comparable or superior to state-of-the-art models.

Keywords Talking Head Generation · State Space Models (SSMs) · Transformers.

1 Introduction

While talking heads that cannot convey emotion have been made to appear highly realistic through concatenative techniques, enabling emotional expression is considerably more challenging. Model-based approaches have shown promise in addressing this aspect. Currently, 2D talking heads appear more natural compared to their 3D expressive talking counterparts. However, they come with restrictions in the range of expressive poses and rendering under varying lighting conditions. One of the challenges in constructing 3D talking heads is gathering sufficiently large training datasets. While 2D systems can be trained using thousands of example sentences from video, collecting high-quality 3D data remains time-consuming and challenging [1].

3D talking face generation involves creating realistic animations of human faces and heads that accurately replicate speech, expressions, and movements. This technology has applications in various fields such as entertainment, virtual reality, gaming, education, and communication. Constructing expressive talking heads is essential for developing virtual humans. However, current one- or few-shot methods mainly concentrate on lip-sync and head movements, ignoring the emotional expressions that make talking faces seem realistic [2].

Many previous methods focus solely on lip-sync accuracy with audio [3, 4, 5, 6, 7, 8, 9, 10, 11, 12, 13, 14, 15, 16, 17]. Audio-driven talking face generation creates high-quality, lip-synchronized face videos from given audio and target face images. This task is challenging due to the fundamental differences between audio and visual data. Despite significant improvements in audio-driven talking face generation, current methods often neglect facial emotions or

are limited in their application to specific subjects. Thus, some systems create one-shot emotional talking faces by merging an emotional source video [18, 19, 20, 21, 22, 23, 24, 25]. One-shot 3D talking portrait generation tries to create a 3D avatar from an unseen image and then animate it using a reference video or audio to construct a talking portrait video [26]. The face-to-face spoken dialogue model conducts audio-visual speech input from the user and creates audio-visual speech responses. This represents the first step in developing an avatar chatbot system that does not depend on intermediate text [27, 28, 29, 30, 31]. Generalizing the talking face based on additional languages and input text [32] is another challenging task.

State Space Models (SSMs) have recently demonstrated significant potential in resolving long-range dependence issues [49]. We introduce JambaTalk based on the Jamba model, an advanced large model with a hybrid architecture that incorporates Transformers and Mamba mixture-of-experts (MoE). Jamba combines both Transformer and Mamba layers to leverage the strengths of both models. To increase model capacity while ensuring that active parameter usage remains manageable, certain layers utilize a mixture-of-experts (MoE). This flexible architecture can be configured according to specific resources and objectives. Our implementation produces a robust model that operates on a single 24GB GPU. On a larger scale, Jamba demonstrates high throughput and minimal memory usage, achieving state-of-the-art performance in long-context evaluations [50].

The main contribution of our work are summarized below:

- We introduce JambaTalk, an innovative framework for speech-driven 3D talking head generation that combines multiple Mamba, MoE-Mamba, and Transformer layers to improve the performance of talking face generation. Additionally, we enhance the results by altering the sequence of the Mamba and MoE-Mamba layers before the Transformer layer.
- We leverage the potential of Rotary Positional Embedding (RoPE) and Grouped Query Attention (GQA) algorithms to enhance the performance of the Transformer layer.
- Comprehensive experiments and analyses on the Vocaset dataset demonstrate the effectiveness of the proposed model.

2 Related Work

2.1 Speech-driven 3D Facial Animation Synthesis

Recent studies have revealed substantial advancements in face generation and facial expression editing. However, existing methods encounter two main challenges: they often produce a discrete set of facial expressions and suggest limited control over the emotional content of the output images. EmoStyle introduced by Azari et al. [33] proposed a solution to overcome these limitations. This method leverages valence and arousal, two continuous emotional parameters, to manipulate facial expressions across a spectrum of emotions. EmoStyle employs the pre-trained generator from StyleGAN2 [34] to separate emotions from other facial features and adjust the face to image the desired emotional form. Besides, an adaptive inversion method is proposed, allowing the system to process realistic portraits in a one-shot manner.

Otterdout et al. [35, 36, 37] proposed an expression generation method utilizing two specialized networks: Motion3DGAN and S2D-Dec. Motion3DGAN calculates temporal dynamics and generates motion for a sparse set of 3D landmarks. This motion depicts the transition between two facial expressions represented by two labels - one for the initial emotion and another for the final configuration. Afterward, the generated motions are converted into per-frame landmark displacements. These displacements are then fed into a decoder network (S2D-Dec), which reconstructs dense point-cloud displacements from the sparse displacements provided by the landmarks. Finally, these dense displacements are added to a generic 3D face, resulting in a sequence of 3D faces corresponding to the specified transition from the initial expression to the final one.

Talking face generation has faced challenges like producing natural head movements and facial expressions without extra guidance from reference videos. Regardless, recent improvements in diffusion-based generative models have led to more realistic and stable data synthesis, exceeding the performance of other generative models in image and video generation schemes. Stypułkowski et al. [38] presented an auto-regressive diffusion model capable of generating a video of a real talking head using only one identity image and an audio sequence. This solution can simulate head motions, and facial expressions (including blinks) and retains a given background.

Laughter is a distinctive expression essential for positive sociable interactions among humans. While recent 3D talking head generation methods produce effective verbal articulations, they often fail to capture the vitality and subtleties of laughter and smiles despite their effectiveness in social contexts. Sung-Bin et al. [39] introduced a novel task to generate 3D talking heads capable of both articulated speech and authentic laughter. Peng et al. [40] proposed an

end-to-end neural network to disentangle various speech emotions, thereby generating rich 3D facial expressions. The model introduces the emotion disentangling encoder (EDE), which aspires to separate emotion and content in speech through cross-reconstructed speech signals with diverse emotion labels. Subsequently, a 3D talking face with improved emotion is generated using an emotion-guided feature fusion decoder. This decoder utilizes separated identity, emotion, and content embeddings to generate controllable personal and emotional styles.

Xing et al. [41] proposed a novel approach to cast speech-driven facial animation as a code query task within a finite proxy space of the learned codebook. This method effectively enhances the vividness of the generated motions by reducing cross-modal mapping uncertainty. The codebook is learned by self-reconstructing real facial motions, which integrates realistic facial motion priors. Within the discrete motion space, a temporal auto-regressive model is introduced to sequentially generate facial movements based on the input speech signal. This approach provides both lip-sync accuracy and the generation of reasonable facial expressions. Cudeiro et al. [60] introduced a unique 4D face dataset that includes approximately 29 minutes of 4D scans captured at 60 fps, along with synchronized audio from 12 speakers. They then trained a neural network on this dataset to distinguish identity from facial motion. The resulting model, VOCA (Voice Operated Character Animation), is capable of realistically animating a wide range of adult faces using any speech signal as input, including non-English languages. By conditioning on subject labels during training, the model learns various realistic speaking styles. Additionally, VOCA provides animator controls to adjust speaking style, identity-dependent facial shape, and pose (such as head, jaw, and eyeball rotations).

Fan et al. [42] developed FaceFormer, a Transformer-based auto-regressive model designed to encode long-term audio context and predict a sequence of animated 3D face meshes. To tackle the issue of data scarcity, the model incorporates self-supervised pre-trained speech representations. Additionally, it features two specialized attention mechanisms: biased cross-modal multi-head (MH) attention and biased causal MH self-attention with a periodic positional encoding technique. The biased cross-modal MH attention aligns audio and motion modalities effectively, while the biased causal MH self-attention improves the model’s ability to handle longer audio sequences. Richard et al. [43] proposed a general audio-driven facial animation method that produces highly natural motion for the entire face. Central to this approach is a categorical latent space for facial animation, which separates audio-related and audio-independent information through a novel cross-modality loss. This method ensures precise lip motion and generates realistic animations for facial parts not directly correlated with the audio, such as eye blinks and eyebrow movements.

Most recent methods utilize deterministic deep learning approaches, which build consistent outputs for the same speech input. Regardless, non-verbal facial cues across the face are naturally non-deterministic. Besides, many techniques concentrate on 3D vertex-based datasets, while only a few methods being compatible with existing facial animation pipelines that operate rigged characters. To address these challenges, FaceDiffuser is suggested to generate speech-driven facial animations by training on both 3D vertex and blendshape-based datasets. This method utilizes diffusion approaches and integrates the pre-trained large speech representation model HuBERT to encode the audio input [44].

Zou et al. [45] introduced a generative framework for training sequences of 3D facial expressions that can adapt to various inputs, using an arbitrary 3D face mesh. This framework incorporates two main components: training a generative model on a set of 3D landmark sequences and generating 3D mesh sequences based on these landmarks. The generative model uses a Denoising Diffusion Probabilistic Model (DDPM), which has proven effective in various generative tasks. Although it can be trained without specific conditions, its reverse process is flexible enough to handle different input signals. The framework simplifies downstream tasks by enabling conditional generation based on expression labels, text, partial sequences, or facial geometry. To achieve complete mesh deformation, it uses a landmark-guided encoder-decoder approach, which captures the geometric changes encoded in the landmarks on a given facial mesh.

In [46], a novel 3D controllable generative face model was introduced to produce high-quality and precise 3D shapes by incorporating existing 2D generative methods. This approach integrates 2D face generative models with semantic face manipulation, allowing for detailed editing of 3D rendered faces. VividTalk is a comprehensive two-stage framework designed to enhance the generation of high-visual-quality talking head videos. In this framework, audio is translated into mesh through the learning of two types of motions: non-rigid expression motion and rigid head motion. Both blend-shape and vertex representations are used as intermediate steps to improve the model’s ability to represent expressions. A novel learnable head pose codebook is introduced to capture natural head movements, complemented by a two-phase training mechanism. Additionally, a dual-branch motion value and generator are used to convert meshes into dense motion and generate high-quality video frames sequentially [47].

2.2 Selective State Space Model

To address content-based reasoning issues, the Mamba model introduces several improvements. It adjusts the SSM parameters based on input data to overcome limitations with discrete modalities. This adjustment allows the model to

selectively retain or discard information along the sequence length according to the current token. Although this change limited the use of efficient convolutions, a hardware-aware parallel algorithm was developed to function in a recurrent mode. These selective SSMs were incorporated into a streamlined end-to-end neural network architecture that avoids reliance on attention mechanisms or MLP blocks [49]. Xu et al. [48] presented the MambaTalk model for gesture synthesis, utilizing state space models (SSMs) to address challenges related to diffusion and attention mechanisms. The high computational complexity of these techniques complicates the rapid generation of long and diverse sequences. The model integrates discrete motion priors to improve quality and enhance gesture diversity and rhythm through multimodal integration.

3 Method

The goal is to generate sequential 3D facial animations from raw audio input and prior facial movement sequences. To accomplish this, we introduce JambaTalk, a novel hybrid architecture that merges Transformer and Mamba mixture-of-experts (MoE) models, based on the Jamba model [50], for representing facial movements. JambaTalk integrates Transformer and Mamba layers to harness the advantages of both models. MoE is incorporated into specific layers to enhance the model’s performance while maintaining manageable active parameter usage. This adaptable architecture can be customized to meet specific resources and objectives, providing high throughput and a compact memory footprint.

Suppose a sequence of ground-truth 3D facial motions $GT_N = (gt_1, \dots, gt_N)$, where N means the number of visual frames sampled at a specific FPS for the dataset, along with the corresponding raw audio signals χ . The purpose is to construct a model that can generate synthesized facial movements \hat{GT}_N that nearly correspond GT_N using the raw audio inputs χ . In this model, audio encoders convert the inputs into speech sequences $A_T = (a_1, \dots, a_T)$, where T denotes frame length of the speech representations. The style vector sv consists of a collection of learnable embeddings represent speaker identities $sv = (sv_1, \dots, sv_N)$. The motion decoder then auto-regressively predicts facial movements \hat{GT}_N based on A_N , prior facial movements, and style vector. Generally,

$$\hat{gt}_t = \text{JambaTalk}_\theta(\hat{gt}_{<t}, sv_n, \chi), \quad (1)$$

where, θ signifies the model parameters, t is the current time-step in the sequence, and $\hat{gt} \in \hat{GT}$. We describe each block of the JambaTalk architecture in detail.

3.1 Audio Encoder

We utilize the pre-trained Wav2Vec 2.0 model [51], which includes an audio feature extractor and a multi-layer transformer encoder. The audio feature extractor, consisting of several temporal convolutional layers (TCNs), converts the raw waveform input into feature vectors. A linear interpolation layer is added after the temporal convolutions to resample the audio components. These components are then combined with multi-head self-attention and feed-forward layers to transform the audio feature vectors into contextualized speech representations. The outputs of the temporal convolutions are discretized into a finite set of speech units through a quantization module, and a randomly initialized linear projection layer is added to obtain audio features [42].

3.2 JambaTalk Decoder

As depicted in Figure 1, the JambaTalk decoder is an architecture based on the Jamba model [50]. Jamba is a large model that combines the strengths of both Transformer [52] and Mamba [49] architectures through a novel hybrid method, incorporating a mixture-of-experts (MoE) approach [53] to enhance model capacity while managing active parameter computation. Figure 2 provides more details on different types of Mamba and MoE_Mamba layers. Leveraging the advantages of the Jamba model, we propose the JambaTalk model to predict facial motion by combining the strengths of both architectures. This approach extends the model’s capacity by activating specific parameters only when needed, thus keeping overall parameter usage manageable. Designed to fit within a single 24GB GPU, JambaTalk offers high throughput and a small memory footprint compared to traditional Transformers. The specific connection between the Transformer and Mamba layers significantly impacts performance. By integrating these layers, JambaTalk can utilize Mamba’s efficient handling of long sequences along with the robust modeling capabilities of Transformers.

Selective State Space Layer. In our model, three Mamba layers are applied on both sides of the Transformer layer. Mamba is a structured state-space sequence model [54, 55] that consists of a selection mechanism and a scan module (S6). This model excels in sequence modeling by dynamically selecting crucial input segments for prediction, enhancing its focus on relevant information, and improving overall performance. Unlike the traditional S4 model, which relies on

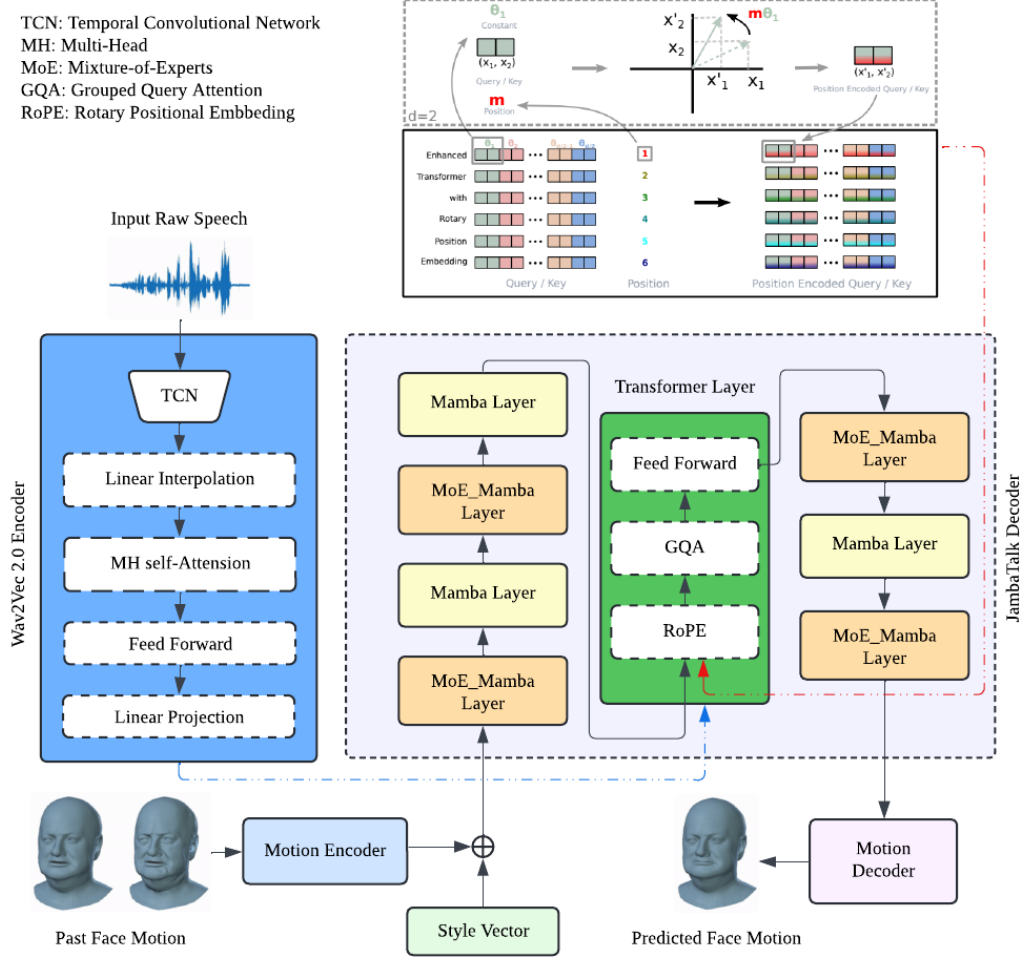


Figure 1: **Overview of JambaTalk:** The Wav2Vec 2.0 model extracts features from the input speech, with the encoder initialized using pre-trained weights [51]. The JambaTalk decoder uses these encoded features to auto-regressively generate a sequence of animated 3D face meshes. To handle long sequences, Rotary Positional Embedding (RoPE) is incorporated into the Transformer layer. RoPE is more efficient in terms of memory and computation compared to traditional positional embeddings, which is particularly beneficial for long sequences [57]. Besides, Grouped-query Attention (GQA) is employed in the Transformer layer, offering a performance level comparable to Multi-head Attention (MHA) while maintaining a similar speed to Multi-query Attention (MQA) [58].

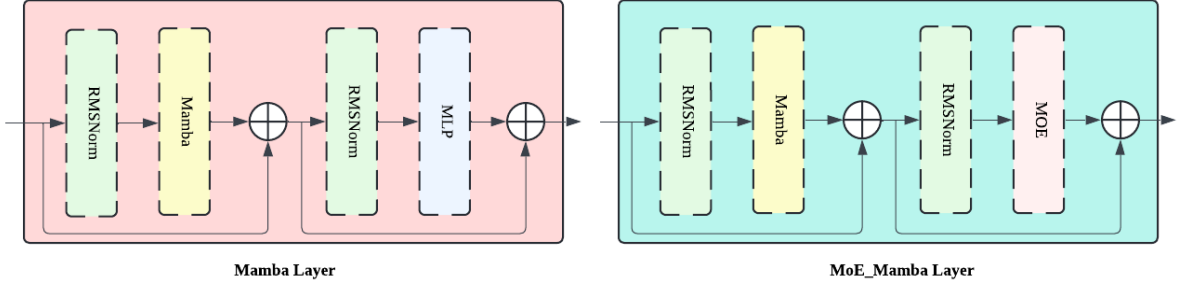


Figure 2: Details of the Mamba and MoE_Mamba layers in the JambaTalk Decoder [50].

time-invariant matrices A , B , C and scalar Δ , Mamba introduces an innovative selection mechanism that allows these parameters to be learned from the input data through fully-connected layers. This adaptability enables Mamba to be more robust and capable of handling complex modeling tasks.

Mamba stands out in its field due to its innovative approach to handling sequential data, which traditionally challenges efficiency and scalability. The Mamba model establishes the state space with structured matrices that impose specific constraints on the parameters, enhancing computational efficiency and data storage. For each batch and dimension, the model processes the input x_i , the hidden state h_t , and output y_t at each time step t . The formulation of the model is as follows:

$$\begin{aligned} h_t &= \hat{A}_t h_{t-1} + \hat{B}_t x_t, \\ y_t &= C_t h_t, \end{aligned} \quad (2)$$

where, \hat{A}_t , \hat{B}_t , and C_t are matrices and vectors that are updated at each time step, enabling the model to adjust to the temporal dynamics of the input sequence. With discretization, let Δ represent the sampling interval. Then,

$$\begin{aligned} \hat{A} &= \exp(\Delta A), \\ \hat{B} &= (\Delta A)^{-1}(\exp(\Delta A) - I) \cdot \Delta B. \end{aligned} \quad (3)$$

In this context, $(\Delta A)^{-1}$ indicates the inverse of the matrix (ΔA) , and I stands for the identity matrix. The scan module within Mamba is designed to capture temporal patterns and dependencies across multiple time steps by applying a set of trainable parameters or operations to each segment of the input sequence. These operations are learned during training, enabling the model to efficiently manage sequential data [48].

In the context of gesture synthesis, we harness the Mamba model’s capabilities by inputting fused multi-modal features from earlier modules. With a state space dimension of $N = 16$, the model is assigned to capturing temporal dependencies and extracting relevant details to create natural and coherent motions.

Mixture-of-Experts (MoE). Shazeer et al. [56] introduced a natural language Mixture-of-Experts (MoE) layer that takes a token representation x as input and routes it to the top- k experts, selected from a set $\{E_i(x)\}_{i=1}^N$ of N experts. The router variable W_r generates logits $h_x = W_{r,x}$, which are then normalized using a softmax distribution over the N experts at that layer. The gate value for expert i is given by,

$$p_i(x) = \frac{e^{h(x)_i}}{\sum_j^N e^{h(x)_j}}, \quad (4)$$

The top- k gate values are chosen to route the token x . If τ is the set of selected top- k indices, the layer’s output is computed as a linearly weighted combination of each expert’s computation on the token, weighted by the gate values,

$$y = \sum_{i \in \tau} p_i(x) E_i(x). \quad (5)$$

Rotary Positional Embedding. Rotary Positional Embedding (RoPE) is a positional embedding method that employs a rotation matrix to encode absolute positional information, thereby directly integrating relative position dependency into the self-attention mechanism. We utilize RoPE, which provides several benefits, including adaptability to sequences of varying lengths, a gradual reduction in token inter-dependency as relative distances increase, and incorporating relative

position encoding into linear self-attention. To extend a RoPE to any $x_i \in \mathbb{R}^d$ where d is even, the d -dimension space is divided into $d/2$ sub-spaces and integrated with the linearity of the inner product, allowing $f_{\{q,k\}}$ to be expressed in a multiplication matrix. The x_i is the d -dimensional word embedding vector of input token w_i without position information transforms into queries (q), keys (k), and value (v) representations.

$$f_{\{q,k\}}(x_m, m) = R_{\theta,m}^d W_{\{q,k\}} x_m \quad (6)$$

which takes only the word embeddings x_m in the relative position m , where:

$$R_{\theta,m}^d = \begin{pmatrix} \cos m\theta_1 & -\sin m\theta_1 & 0 & 0 & \dots & 0 & 0 \\ \sin m\theta_1 & \cos m\theta_1 & 0 & 0 & \dots & 0 & 0 \\ 0 & 0 & \cos m\theta_1 & -\sin m\theta_1 & \dots & 0 & 0 \\ 0 & 0 & \sin m\theta_1 & \cos m\theta_1 & \dots & 0 & 0 \\ \vdots & \vdots & \vdots & \vdots & \ddots & \vdots & \vdots \\ 0 & 0 & 0 & 0 & \dots & \cos m\theta_1 & -\sin m\theta_1 \\ 0 & 0 & 0 & 0 & \dots & \sin m\theta_1 & \cos m\theta_1 \end{pmatrix} \quad (7)$$

is the rotary matrix with pre-defined parameters $\Theta = \{\theta_i = 10000^{-2(i-1)/d}, i \in [1, 2, \dots, d/2]\}$, which RoPE obtains by:

$$q_m^T k_n = (R_{\Theta,m}^d W_q x_m)^T (R_{\Theta,n}^d W_q x_n) = x^T W_q R_{\Theta,n-m}^d W_k x_n \quad (8)$$

where, $R_{\Theta,n-m} = (R_{\Theta,m}^d)^T R_{\Theta,n}^d$, while R_{θ}^d forms an orthogonal matrix, ensuring stable encoding of positional information. The rotation operation in rotary embeddings offers a logical geometric interpretation, enhancing the model’s interpretability by clarifying positional information. Rotary embeddings are also more memory and computation-efficient, as they do not require additional parameters like traditional positional embeddings. This efficiency is particularly advantageous for processing long sequences. Additionally, this approach eliminates the need to learn positional embeddings during training [57].

Grouped Query Attention. Grouped-query Attention (GQA) [58] employs an intermediate number of key-value heads—more than one but fewer than the number of query heads—to gain quality equivalent to Multi-head Attention (MHA) [52] while keeping paces tight to Multi-query Attention (MQA) [59]. GQA divides the query heads into groups, with each cluster sharing a single key head and a value head. When converting a multi-head checkpoint to a GQA checkpoint, key and value heads for each batch are generated by mean-pooling all the original heads within that group. This intermediate grouping produces a model with higher quality than MQA but faster than MHA, offering an optimistic trade-off. In the proposed model, switching from MHA to MQA in the Transformer block reduces the key and value heads to a single key and value head. This decreases the size of the key-value cache and the amount of data.

4 Experiments and Results

4.1 Environment Settings

Vocaset Dataset. We employed the publicly accessible 3D dataset, VOCASET [60], for training and testing. This dataset includes 480 speech sequences derived from 3D face scans, showcasing the 12 identities found in the CoMA dataset [61]. The dataset consists of 480 facial motion sequences from 12 subjects. Each sequence is recorded at 60 fps and lasts between 3 and 4 seconds. Each 3D face mesh comprises 5023 vertices. To provide a fair comparison, we employ the same training, validation, and testing splits as VOCA [60], referred to as VOCA-Train, VOCA-Val, and VOCA-Test, respectively. The dataset provides audio-3D scan pairs of English-spoken utterances. VOCASET includes 255 unique sentences, some of which are shared among speakers.

Baseline Methods. We compare JambaTalk with three state-of-the-art methods, FaceFormer [42], CodeTalker [41], and FaceDiffuser [44]. We employed the official implementations of these models for training and testing on Vocaset datasets.

Implementation Details. We utilize the Adam optimizer with a learning rate of 10^{-4} . All model training was conducted on a Linux system equipped with an ASUS NVIDIA GeForce RTX 4090 GPU for 200 epochs (each epoch \approx 48s). The encoder’s parameters are initialized with pre-trained Wav2Vec 2.0 weights. During training, only the TCN parameters remain fixed. The period p is set to 30 for VOCASET datasets.

Table 1: Quantitative evaluation results on Vocaset dataset.

Methods	\downarrow LVE ($\times 10^{-3}mm$)	\downarrow FDD ($\times 10^{-5}mm$)
FaceFormer [42]	1.9971	25.352
CodeTalker [41]	<u>1.7992</u>	22.830
FaceDiffuser [44]	1.8992	<u>3.1625</u>
JambaTalk (Ours)	1.7956	0.2167

Table 2: Quantitative evaluation of different sequences of Mamba and MoE_Mamba layers in the JambaTalk Decoder before and after Transformer layer on Vocaset dataset.

Methods	\downarrow LVE ($\times 10^{-3}mm$)	\downarrow FDD ($\times 10^{-5}mm$)	Training Time (per epoch)
JambaTalk _{M-MoE}	<u>1.7586</u>	<u>2.5431</u>	$\approx 50s$
JambaTalk _{MoE-MoE}	1.7956	0.2167	$\approx 48s$
JambaTalk _{M-M}	1.7481	15.093	$\approx 41s$
JambaTalk _{MoE-M}	2.0483	21.183	$\approx 68s$

4.2 Qualitative Analysis

Following FaceFormer [42], CodeTalker [41], and FaceDiffuser [44] we use the Lip Vertex Error (LVE) to assess lip synchronization, and upper-face motion statistics to evaluate overall facial dynamics, as publicly available metrics for evaluating speech-driven facial animation.

Lip Vertex Error. This metric measures the deviation of the lips in a sequence compared to the ground truth by computing the maximum $L2$ error of all lip vertices for each frame and then averaging these values across all frames [41].

Upper-Face Dynamics Deviation. The upper-face expression is only loosely related to speech, as it can vary based on individual speaking styles and the content of the speech. To address this, we measure the variation in facial dynamics of a motion sequence relative to the ground truth. Specifically, the upper-face dynamics deviation (FDD) is computed by,

$$FDD(M_{1:T}, \hat{M}_{1:T}) = \frac{\sum_{v \in sv} (dyn(M_{1:T}^v) - dyn(\hat{M}_{1:T}^v))}{|sv|}, \quad (9)$$

where, $M_{1:T}^v \in \mathbb{R}^{3 \times T}$ represents the motions of the v -th vertex, and sv is the index set for upper-face vertices. $dyn(\cdot)$ indicates the standard deviation of the element-wise $L2$ norm over the temporal axis.

We calculate the lip vertex error (LVE) and upper-face dynamics deviation (FDD) over all sequences in the Vocaset dataset and take the average for comparison. As shown in Table 1, the proposed JambaTalk model achieves the best performance in terms of LVE and FDD, reflecting high consistency between the predicted upper-face expressions and the overall trend of facial dynamics, based on speech and talking styles [41].

5 Ablation Study

To analyze the effects of the various components in our proposed architecture, we experimented with different configurations by either removing or modifying certain layers. Figure 3 demonstrates different sequences of Mamba and MoE_Mamba layers in JambaTalk Decoder before and after the Transformer layer. JambaTalk_{M-MoE} Decoder represents JambaTalk Decoder with Mamba layer as the first layer on the left side and MoE_Mamba layer as the first layer on the right side of Transformer, while JambaTalk_{MoE-MoE} Decoder has MoE_Mamba layer as the first layer on both sides of the Transformer layer. JambaTalk_{M-M} Decoder represents JambaTalk Decoder with Mamba layers as the first layer on both sides of the Transformer layer. In contrast, JambaTalk_{MoE-M} Decoder has the MoE_Mamba layer as the first layer on the left and the Mamba layer as the first layer on the right side of the Transformer. Table 2 represents the results of different arrangements of Mamba and MoE_Mamba layers in the JambaTalk Decoder. Considering both LVE and FDD metrics, the results of JambaTalk_{MoE-MoE} are more favorable compared to other sequences.

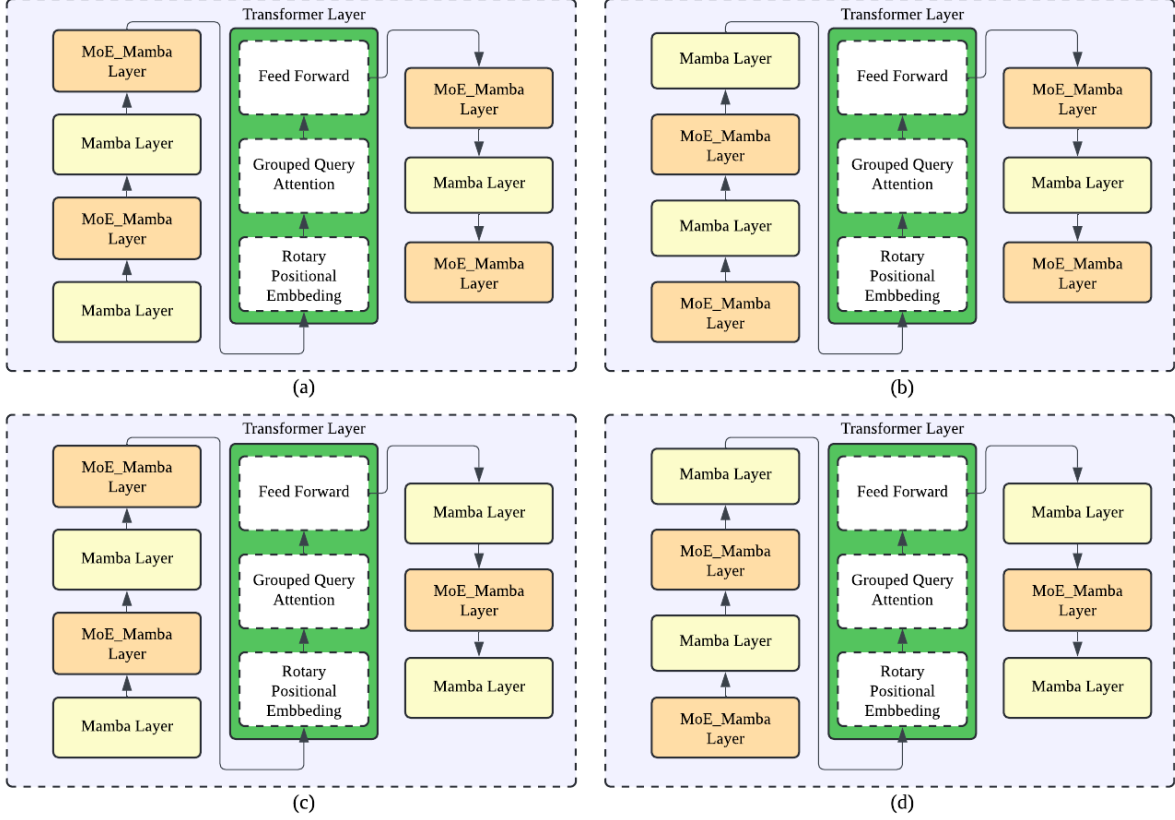


Figure 3: Different sequence of Mamba and MoE_Mamba layers in the JambaTalk Decoder before and after Transformer layer. (a) JambaTalk_{M-MoE} Decoder represents JambaTalk Decoder with Mamba layer as the first layer on the left side and MoE_Mamba layer as the first layer on the right side of Transformer, while (b) JambaTalk_{MoE-MoE} Decoder has MoE_Mamba layer as the first layer on both sides of Transformer layer. (c) JambaTalk_{M-M} Decoder represents JambaTalk Decoder with Mamba layers as the first layer on both sides of the Transformer layer. In contrast (d) JambaTalk_{MoE-M} Decoder has the MoE_Mamba layer as the first layer on the left and the Mamba layer as the first layer on the right side of the Transformer layer.

6 Conclusion

In this work, JambaTalk demonstrates significant progress in predicting facial motion by combining the most acceptable elements of Transformer and Mamba architectures using a mixture-of-experts strategy for speech-driven 3D facial animation. This hybrid design delivers high throughput, efficient memory utilization, and the capacity to manage extensive contexts making it a flexible and potent model for a wide range of talking head generation tasks. The quantitative analysis illustrates that our approach outperforms the current state-of-the-art methods. However, the overall perceptual quality remains behind the ground truth, mainly due to the limited availability of paired audio-visual data. In addition, the obtained generic motion prior conforms to the motion patterns defined by the training set, which may differ from actual facial movements in the real world. While most systems today depend on audio or text prompts, exploring control through modalities like gestures, gaze, and emotions presents an exciting area for future development.

Acknowledgments

This research was partially funded by the Natural Sciences and Engineering Research Council (NSERC) and Alberta Innovates Discovery Supplement funding. We thank the authors of VOCA, FaceFormer, CodeTalker, FaceDiffuser, and ScanTalk for providing access to their implementations and datasets.

References

- [1] Anderson, Robert, et al. "An expressive text-driven 3d talking head." ACM SIGGRAPH 2013 Posters. 2013. 1-1.
- [2] Liang, Borong, et al. "Expressive talking head generation with granular audio-visual control." Proceedings of the IEEE/CVF Conference on Computer Vision and Pattern Recognition. 2022.
- [3] Tang, Anni, et al. "Memories are one-to-many mapping alleviators in talking face generation." arXiv preprint arXiv:2212.05005 (2022).
- [4] Shen, Shuai, et al. "DiffTalk: Crafting diffusion models for generalized audio-driven portraits animation." Proceedings of the IEEE/CVF Conference on Computer Vision and Pattern Recognition. 2023.
- [5] Du, Chenpeng, et al. "Dae-talker: High fidelity speech-driven talking face generation with diffusion autoencoder." Proceedings of the 31st ACM International Conference on Multimedia. 2023.
- [6] Wang, Jiadong, et al. "Seeing what you said: Talking face generation guided by a lip-reading expert." Proceedings of the IEEE/CVF Conference on Computer Vision and Pattern Recognition. 2023.
- [7] Guan, Jiazhi, et al. "StyleSync: High-fidelity generalized and personalized lip sync in the style-based generator." Proceedings of the IEEE/CVF Conference on Computer Vision and Pattern Recognition. 2023.
- [8] Ye, Zhenhui, et al. "Geneface++: Generalized and stable real-time audio-driven 3d talking face generation." arXiv preprint arXiv:2305.00787 (2023).
- [9] Liu, Yunfei, et al. "Moda: Mapping-once audio-driven portrait animation with dual attentions." Proceedings of the IEEE/CVF International Conference on Computer Vision. 2023.
- [10] Zhong, Weizhi, et al. "Identity-preserving talking face generation with landmark and appearance priors." Proceedings of the IEEE/CVF Conference on Computer Vision and Pattern Recognition. 2023.
- [11] Xu, Sicheng, et al. "Vasa-1: Lifelike audio-driven talking faces generated in real-time." arXiv preprint arXiv:2404.10667 (2024).
- [12] Ko, Jaehoon, et al. "Talk3D: High-Fidelity Talking Portrait Synthesis via Personalized 3D Generative Prior." arXiv preprint arXiv:2403.20153 (2024).
- [13] Wei, Huawei, Zejun Yang, and Zhisheng Wang. "Aniportrait: Audio-driven synthesis of photorealistic portrait animation." arXiv preprint arXiv:2403.17694 (2024).
- [14] Xu, Mingwang, et al. "Hallo: Hierarchical Audio-Driven Visual Synthesis for Portrait Image Animation." arXiv preprint arXiv:2406.08801 (2024).
- [15] Su, Guinan, Yanwu Yang, and Zhifeng Li. "DualTalker: A Cross-Modal Dual Learning Approach for Speech-Driven 3D Facial Animation." arXiv preprint arXiv:2311.04766 (2023).
- [16] Nocentini, Federico, Claudio Ferrari, and Stefano Berretti. "Learning Landmarks Motion from Speech for Speaker-Agnostic 3D Talking Heads Generation." International Conference on Image Analysis and Processing. Cham: Springer Nature Switzerland, 2023.
- [17] Nocentini, Federico, et al. "ScanTalk: 3D Talking Heads from Unregistered Scans." arXiv preprint arXiv:2403.10942 (2024).
- [18] Ji, Xinya, et al. "Eamm: One-shot emotional talking face via audio-based emotion-aware motion model." ACM SIGGRAPH 2022 Conference Proceedings. 2022.
- [19] Gururani, Siddharth, et al. "Space: Speech-driven portrait animation with controllable expression." Proceedings of the IEEE/CVF International Conference on Computer Vision. 2023.
- [20] Saunders, Jack, and Vinay Namboodiri. "Read avatars: Realistic emotion-controllable audio driven avatars." arXiv preprint arXiv:2303.00744 (2023).
- [21] Chen, Yaosen, et al. "HyperLips: Hyper Control Lips with High-Resolution Decoder for Talking Face Generation." arXiv preprint arXiv:2310.05720 (2023).
- [22] Gan, Yuan, et al. "Efficient emotional adaptation for audio-driven talking-head generation." Proceedings of the IEEE/CVF International Conference on Computer Vision. 2023.
- [23] Tian, Linrui, et al. "EMO: Emote Portrait Alive-Generating Expressive Portrait Videos with Audio2Video Diffusion Model under Weak Conditions." arXiv preprint arXiv:2402.17485 (2024).
- [24] Tan, Shuai, Bin Ji, and Ye Pan. "FlowVQTalker: High-Quality Emotional Talking Face Generation through Normalizing Flow and Quantization." Proceedings of the IEEE/CVF Conference on Computer Vision and Pattern Recognition. 2024.

- [25] Xu, Chao, et al. "FaceChain-ImagineID: Freely Crafting High-Fidelity Diverse Talking Faces from Disentangled Audio." Proceedings of the IEEE/CVF Conference on Computer Vision and Pattern Recognition. 2024.
- [26] Ye, Zhenhui, et al. "Real3D-portrait: One-shot realistic 3d talking portrait synthesis." arXiv preprint arXiv:2401.08503 (2024).
- [27] Sun, Yasheng, et al. "Masked lip-sync prediction by audio-visual contextual exploitation in transformers." SIGGRAPH Asia 2022 Conference Papers. 2022.
- [28] Goyal, Sahil, et al. "Emotionally enhanced talking face generation." Proceedings of the 1st International Workshop on Multimedia Content Generation and Evaluation: New Methods and Practice. 2023.
- [29] Tan, Shuai, Bin Ji, and Ye Pan. "Style2talker: High-resolution talking head generation with emotion style and art style." Proceedings of the AAAI Conference on Artificial Intelligence. Vol. 38. No. 5. 2024.
- [30] Tan, Shuai, et al. "Say anything with any style." Proceedings of the AAAI Conference on Artificial Intelligence. Vol. 38. No. 5. 2024.
- [31] Tan, Shuai, et al. "EDTalk: Efficient Disentanglement for Emotional Talking Head Synthesis." arXiv preprint arXiv:2404.01647 (2024).
- [32] Song, Hyoung-Kyu, et al. "Talking face generation with multilingual tts." Proceedings of the IEEE/CVF Conference on Computer Vision and Pattern Recognition. 2022.
- [33] Azari, Bitan, and Angelica Lim. "EmoStyle: One-Shot Facial Expression Editing Using Continuous Emotion Parameters." Proceedings of the IEEE/CVF Winter Conference on Applications of Computer Vision. 2024.
- [34] Karras, Tero, Samuli Laine, and Timo Aila. "A style-based generator architecture for generative adversarial networks." Proceedings of the IEEE/CVF conference on computer vision and pattern recognition. 2019.
- [35] Otterdout, Naima, et al. "Generating Multiple 4D Expression Transitions by Learning Face Landmark Trajectories." IEEE Transactions on Affective Computing (2023).
- [36] Otterdout, Naima, et al. "Sparse to dense dynamic 3d facial expression generation." Proceedings of the IEEE/CVF conference on computer vision and pattern recognition. 2022.
- [37] Otterdout, Naima, et al. "Dynamic facial expression generation on hilbert hypersphere with conditional wasserstein generative adversarial nets." IEEE Transactions on Pattern Analysis and Machine Intelligence 44.2 (2020): 848-863.
- [38] Stypułkowski, Michał, et al. "Diffused heads: Diffusion models beat gans on talking-face generation." Proceedings of the IEEE/CVF Winter Conference on Applications of Computer Vision. 2024.
- [39] Sung-Bin, Kim, et al. "LaughTalk: Expressive 3D Talking Head Generation with Laughter." Proceedings of the IEEE/CVF Winter Conference on Applications of Computer Vision. 2024.
- [40] Peng, Ziqiao, et al. "Emotalk: Speech-driven emotional disentanglement for 3d face animation." Proceedings of the IEEE/CVF International Conference on Computer Vision. 2023.
- [41] Xing, Jinbo, et al. "Codetalker: Speech-driven 3d facial animation with discrete motion prior." Proceedings of the IEEE/CVF Conference on Computer Vision and Pattern Recognition. 2023.
- [42] Fan, Yingruo, et al. "Faceformer: Speech-driven 3d facial animation with transformers." Proceedings of the IEEE/CVF Conference on Computer Vision and Pattern Recognition. 2022.
- [43] Richard, Alexander, et al. "Meshtalk: 3d face animation from speech using cross-modality disentanglement." Proceedings of the IEEE/CVF International Conference on Computer Vision. 2021.
- [44] Stan, Stefan, Kazi Injamamul Haque, and Zerrin Yumak. "Facediffuser: Speech-driven 3d facial animation synthesis using diffusion." Proceedings of the 16th ACM SIGGRAPH Conference on Motion, Interaction and Games. 2023.
- [45] Zou, Kaifeng, et al. "4D Facial Expression Diffusion Model." arXiv preprint arXiv:2303.16611 (2023).
- [46] Rai, Aashish, et al. "Towards realistic generative 3d face models." Proceedings of the IEEE/CVF Winter Conference on Applications of Computer Vision. 2024.
- [47] Sun, Xusen, et al. "Vividtalk: One-shot audio-driven talking head generation based on 3d hybrid prior." arXiv preprint arXiv:2312.01841 (2023).
- [48] Xu, Zunnan, et al. "Mambatalk: Efficient holistic gesture synthesis with selective state space models." arXiv preprint arXiv:2403.09471 (2024).
- [49] Gu, Albert, and Tri Dao. "Mamba: Linear-time sequence modeling with selective state spaces." arXiv preprint arXiv:2312.00752 (2023).

- [50] Lieber, Opher, et al. "Jamba: A hybrid transformer-mamba language model." arXiv preprint arXiv:2403.19887 (2024).
- [51] Baevski, Alexei, et al. "wav2vec 2.0: A framework for self-supervised learning of speech representations." Advances in neural information processing systems 33 (2020): 12449-12460.
- [52] Vaswani, Ashish, et al. "Attention is all you need." Advances in neural information processing systems 30 (2017).
- [53] PAN, IPPT, and IDEAS NCBR. "MoE-Mamba: Efficient Selective State Space Models with Mixture of Experts."
- [54] Gu, Albert, et al. "On the parameterization and initialization of diagonal state space models." Advances in Neural Information Processing Systems 35 (2022): 35971-35983.
- [55] Nguyen, Eric, et al. "S4nd: Modeling images and videos as multidimensional signals with state spaces." Advances in neural information processing systems 35 (2022): 2846-2861.
- [56] Fedus, William, Barret Zoph, and Noam Shazeer. "Switch transformers: Scaling to trillion parameter models with simple and efficient sparsity." Journal of Machine Learning Research 23.120 (2022): 1-39.
- [57] Su, Jianlin, et al. "Roformer: Enhanced transformer with rotary position embedding." Neurocomputing 568 (2024): 127063.
- [58] Ainslie, Joshua, et al. "Gqa: Training generalized multi-query transformer models from multi-head checkpoints." arXiv preprint arXiv:2305.13245 (2023).
- [59] Shazeer, Noam. "Fast transformer decoding: One write-head is all you need." arXiv preprint arXiv:1911.02150 (2019).
- [60] Cudeiro, Daniel, et al. "Capture, learning, and synthesis of 3D speaking styles." Proceedings of the IEEE/CVF conference on computer vision and pattern recognition. 2019.
- [61] Ranjan, Anurag, et al. "Generating 3D faces using convolutional mesh autoencoders." Proceedings of the European conference on computer vision (ECCV). 2018.