

Controlling Dataflows with a Bolt-on Data Escrow

Zhiru Zhu
zhiru@uchicago.edu
University of Chicago
Chicago, IL, USA

Raul Castro Fernandez
raulcf@uchicago.edu
University of Chicago
Chicago, IL, USA

Abstract

In today's data-driven economy, individuals share their data with platforms in exchange for services such as search, social networks, and health recommendations, platforms use the data to provide those services and create other revenue-generating opportunities, e.g., selling the data to data brokers, all of which generate tremendous value. With the ever-expanding data economy comes the growing concern about potential data misuse. While most platforms give individuals specific control over their data (i.e., what data is being shared), individuals cannot limit the purposes of sharing their data since they cannot control how their data is used once it is shared.

In this paper, we introduce a data management solution to this socio-technical problem. We present a *data escrow* design that permits individuals to observe all dataflows—not just what data is shared but also for what purpose it will be used. Rather than having individuals' data flowing to the platform, the platform *delegates* their computation to the escrow, where individuals can observe and manage their data. We propose a minimally invasive programming interface to enable the escrow's delegated computation model; developers specify dataflows via the interface and the escrow runs the computation based on developers' specifications. In addition to proposing the escrow design, which is general and applies to different ecosystems such as web browsers, wearables, and mobile platforms, we also contribute a concrete escrow implementation in the Apple ecosystem. In our evaluation, we analyze the dataflows in real-world applications and show that the escrow's programming interface supports implementing a wide range of dataflows, and thus applications. We show that our escrow-based solution is a feasible and practical alternative to today's data governance and has minimum overhead.

CCS Concepts

• **Information systems** → **Data management systems**; • **Security and privacy** → **Privacy protections**.

ACM Reference Format:

Zhiru Zhu and Raul Castro Fernandez. 2018. Controlling Dataflows with a Bolt-on Data Escrow. In *Proceedings of Make sure to enter the correct conference title from your rights confirmation email (Conference acronym 'XX)*. ACM, New York, NY, USA, 14 pages. <https://doi.org/XXXXXXX.XXXXXXX>

Permission to make digital or hard copies of all or part of this work for personal or classroom use is granted without fee provided that copies are not made or distributed for profit or commercial advantage and that copies bear this notice and the full citation on the first page. Copyrights for components of this work owned by others than the author(s) must be honored. Abstracting with credit is permitted. To copy otherwise, to republish, to post on servers or to redistribute to lists, requires prior specific permission and/or a fee. Request permissions from permissions@acm.org.
Conference acronym 'XX, June 03–05, 2018, Woodstock, NY

© 2018 Copyright held by the owner/author(s). Publication rights licensed to ACM.
ACM ISBN 978-1-4503-XXXX-X/18/06
<https://doi.org/XXXXXXX.XXXXXXX>

1 Introduction

Daily, billions of individuals exchange personal data with platforms for services such as search (e.g., Google [36]), social media (e.g., Instagram [45]), health insights from wearables (e.g., Apple watch), and entertainment (e.g., Netflix [46]), in what constitutes the largest data market in history [71]. A critical problem is that this data market is not *transparent* because individuals do not know how platforms use their data. While modern application ecosystems (e.g., Apple and Android) require that applications request explicit permission from users before using their data¹, they do not explain *how the data will be used*. When a phone device interrupts individuals' interaction with an application to ask for access to, say, location or health data, they may guess the intent of such request, but cannot know with certainty. That is because once the data leaves the individual's device, individuals cannot *control* what platforms will do with this data. And there is ample evidence [4, 28, 67, 68] that many platforms—often unfettered by vague and broad terms of service [49]—use the data for much more than the implicit purpose, such as selling it to third-parties; data brokers in the US alone are a multi-billion dollar industry [29]. This lack of transparency hampers individuals' ability to control their data.

The crux of the problem is that once data *flows* from an individual's device to the platform, individuals do not know—and thus cannot control—how the data is used. Addressing this lack of transparency and control becomes a data management problem and, specifically, a *dataflow* management problem. In a clean slate solution to this problem, data does not flow to the platform. Instead, the platform's computation—what they do with the data—is *delegated* to an intermediary, which runs the platform's computation on individuals' data. This *data escrow* intermediary runs computation only if individuals approve it; it endows individuals with *transparency* and *control* of dataflows. While the data escrow conceptually addresses the challenges of *transparency* and *control*, it introduces many challenges related to eliciting individuals' privacy preferences, human-computer interaction, and data management. In this paper, we concentrate on the data management challenges, since a viable implementation of the data escrow is a prerequisite for designing mechanisms to communicate dataflows to individuals and help them specify preferences on dataflows.

- **Challenge 1: Architect a data escrow.** Applications must be written against the escrow so that the escrow can *force* dataflows to take place on its infrastructure. Therefore, the escrow must become the *bottleneck* for accessing data so it controls all dataflows.
- **Challenge 2: Delegating computation to the escrow.** Instead of the data flowing to platforms, the platforms' computation is sent to the escrow. This flipped model, which we refer to as

¹Personal data is frequently stored securely on the device, where applications can access the data after individuals grant them access through a popup.

delegated computation, requires a *programming interface* that i) lets developers write applications without directly accessing the data, ii) is minimally invasive, i.e., easy to use, and iii) has low overhead compared to how the applications are implemented today, so that the adoption barriers are low for developers and platforms who care about flexibility and efficiency.

1.1 Summary of Contributions

Addressing Challenge 1: Finding a bottleneck for data access.

We define a bottleneck as a mechanism that is capable of blocking applications from accessing data directly instead of using the escrow, hence effectively enforcing all dataflows to take place on infrastructures controlled by the escrow. Different ecosystems (Android, Apple, browsers, wearables, etc.) have different bottlenecks for accessing data that the escrow can leverage. Specifically, in this paper, we show a concrete example of how we leverage Apple's provided software development kits (SDKs) as a natural bottleneck in the Apple ecosystem.

Addressing Challenge 2: Programming interface to enable delegated computation.

We design a new programming interface that permits developers to specify what data their programs need to access and what the programs do with that data, so the computation can be delegated to the escrow. It consists of three functions. First, a higher-order function, `RUN()`, which takes as parameters two other functions, `ACCESS()`, the *data access function*, and `COMPUTE()`, the *computation function*. The *data access function* permits developers to express, declaratively, what data they need. Individuals' sensitive data—health, location, pictures, etc—are presented via a relational interface, so developers can express their data needs by writing a SQL query over the relational schema. The *computation function* takes the output from the *data access function* and runs the computation the platform wants to perform. The function may be simple (e.g., computing average step count from the past week) or complex, making use of other libraries.

With the new programming interface: i) developers are able to run computation on data without knowing the actual content of the data because both `ACCESS()` and `COMPUTE()` functions are executed by the escrow; ii) the interface is minimal hence it accommodates various dataflows without introducing large overhead, thus lowering the adoption barrier for developers and platforms; iii) the escrow makes dataflows (represented by the parameters of the `RUN()` function) visible to individuals so individuals can express preferences not only on *what* data is accessed (as what they do today) but also on *how* such data will be used; e.g., a privacy-conscious individual may agree to share their sensitive data only to `COMPUTE()` functions that adequately bound data uses.

Delegated computation introduces an opportunity for *offloading* computation. Because developers must encapsulate computation into a `COMPUTE()` function but no longer control the infrastructure where the function runs, they can request to delegate the computation to the device or a remote, *escrow-controlled*, server. The ability to move computation across devices permits developers and individuals to balance preferences around battery consumption, application performance, and costs.

Apple as the escrow. We contribute an escrow implementation in the Apple ecosystem. Specifically, we explain why it is feasible

to have Apple play the role of a data escrow, how the escrow is deployed within Apple, the concrete design and implementation of the relational interface, and the end-to-end pipeline to enable offloading computation.

Evaluation. We ask three research questions to test our claims. First, we choose 10 open-source iOS apps widely used among a collection of hundreds (including Signal [60], DuckDuckGo [32], and more) and demonstrate how they can be rewritten using the escrow's programming interface. We find that the minimal programming interface we propose is expressive enough to represent most dataflows. Second, we study the overhead introduced by the programming interface compared to without using it. We learn that overheads are minimal and that the relational interface for specifying what data to access even introduces opportunities for optimization. Third, we leverage the opportunity created by the delegated computation model to study the performance implications of offloading computation between device and server, shedding some light on what applications may benefit from this feature.

1.2 Discussions

What if platforms cannot delegate computation to the escrow?

We recognize platforms may have legitimate reasons for not delegating computation on individuals' data to the escrow; the computation might be a trade secret, or the platforms need to obtain individuals' data for their profitability (e.g., selling data to data brokers). In those cases, platforms may still implement what they have done today – by copying individuals' data to platforms' infrastructure using the escrow's programming interface. Through the escrow, the dataflows will be transparent to individuals and they control whether the platforms should access their data as what they can do today.

How do individuals manage dataflows? With the proposed solution, individuals gain dataflow transparency at the cost of potentially increased burden in controlling those dataflows. Much research in privacy and human-computer interaction concentrates on easing how individuals communicate their privacy preferences [3, 34, 39, 40, 53, 57, 69, 70]. While addressing these issues is out of scope, solving the data management challenges of the escrow is a prerequisite for eliciting individuals' preferences on dataflows. For example, one way to elicit preferences is to let individuals subscribe to an escrow *type* that matches their preferences.

Why do we choose Apple as the escrow? Just because Apple is broadly trusted today does not mean it will remain trusted tomorrow. We do *not* advocate for the use of any one particular company as an escrow and do recognize the work that proposes governments must be involved to revamp this ecosystem's data market [2]. We choose to build our escrow prototype in the Apple ecosystem because it is a convenient platform to explore the ideas of this paper and presents a practical path to a graceful deployment of the escrow.

1.3 Outline

To fully revamp an ecosystem is a too great ambition for a single paper. Instead, we focus on the dataflow management solution for building an escrow intermediary. We believe our findings are important for others to build upon and that they contribute to exploring

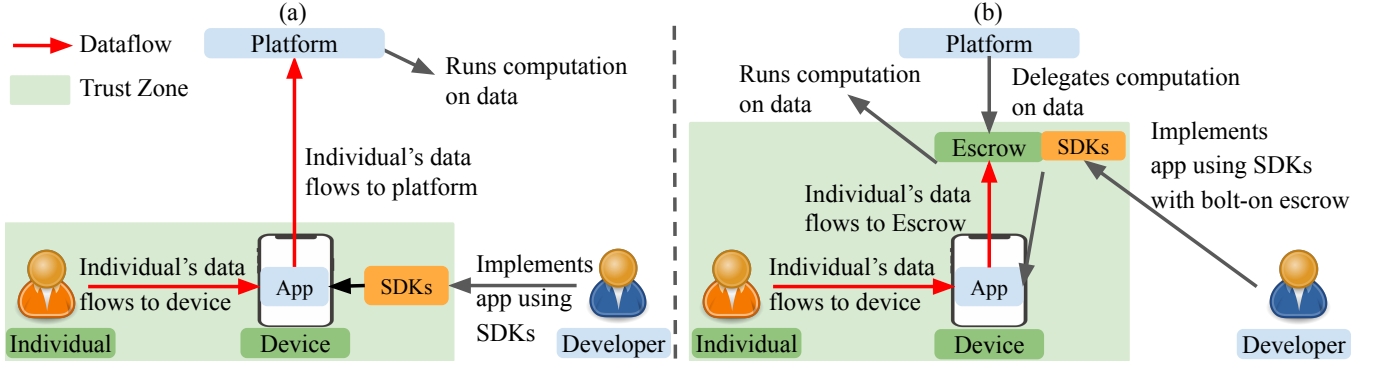


Figure 1: Dataflows in today's app ecosystem vs with the data escrow intermediary

a vast design space to which the data management community has much to contribute. We present the outline of the paper as follows:

- A dataflow model that permits us to think and reason about controlling dataflows and the concept of trust (Section 2).
- An end-to-end escrow-based architecture, including a programming interface for delegated computation that is minimally invasive, efficient, and compatible with an existing software ecosystem (Section 3).
- An escrow implementation in the Apple ecosystem (Section 4).
- A qualitative and quantitative evaluation of the above hypothesis (Section 5).
- Lastly, we present related work (Section 6) and conclusions (Section 7).

2 Dataflow, Privacy and Trust

In this section, we provide an overview of the app ecosystem (Section 2.1), then introduce the definition of *dataflow* (Section 2.2), which is a key concept we use to articulate today's challenges around of individuals' lack of transparency and control, and the solution we propose (Section 2.3).

2.1 Agents in the App Ecosystem

We define an agent as any entity with the ability to store and process data. There are many such agents in today's app ecosystem. We offer a distilled view of the ecosystem that highlights the agents that play a major role in the problem outlined in the introduction and the solution we present in this paper.

Figure 1 (a) shows different agents in today's app ecosystem. An **individual** uses their **device** to interact with the **platform**; they send data to the platform via an **application** (e.g., browser, mobile apps, etc.) that runs on the device in exchange for the platform's service, e.g., search, social networks, and more. The interaction is usually achieved via the interface provided by an application that is installed on the individual's device. The application is implemented by **developers** who represent the **platform** (in some cases, developers and platform can be the same agent). The **platform** collects the individual's sensitive data from their device via the app, causing data to flow from the device to the platform's infrastructure.

For example, consider the social media app, Instagram [45], which is owned by Meta (i.e., the platform), and a team of developers

are developing the app. An Instagram user (i.e., the individual) can interact with Instagram installed on their iPhone (i.e., the device). The user may allow Instagram to access their location, photos, and other sensitive data stored or recorded on their iPhone to use the functionalities offered by Instagram. Some of the data is transferred to Meta's server for various purposes, e.g., storing photos posted by Instagram users. Once the data leaves the user's device, they no longer control how Meta uses their data.

2.2 Dataflows

Individuals share their data with platforms, inducing data to flow. We can model such flow with a dataflow. A dataflow describes both what data is being shared and for what purpose.

Definition 1 (Dataflow). A dataflow is a tuple $\langle A_s, D_s, f(), D_t, A_t \rangle$, that indicates how the data D_s from a source agent A_s is transformed via function $f()$ to produce data D_t , which is accessible to a different target agent A_t .

A dataflow indicates *what* is shared (D_s), for what purpose², $f()$, and with whom, A_t . For example, if an individual A_s shares their contact list (D_s) with a platform (A_t), then $D_s = D_t$, $f()$ is the identity function, and the dataflow describes how data is copied between agents. $f()$ can be arbitrary and include sharing derived data products, such as aggregates of the original data, transformations, models, and more.

We are primarily interested in dataflows that involve individuals' sensitive data such as contacts, health, photos, and location data. The data is used for purposes many individuals consider positive, such as sending posts in a social media app or finding the weather in a weather app, but crucially, the data is also used for purposes they consider negative, such as selling the data to data brokers or using the data to train AI models.

2.3 Individuals' Preferences on Dataflows

Individuals have preferences on how their data should be used; some of their preferences are contributed by concerns over their privacy. We argue that *an individual's privacy is preserved only when individuals' dataflow preferences are preserved*. This point is subtle

²Technically, $f()$ limits the purposes for which the data can be used, rather than exactly determining the purpose, but the difference is not important for the technical presentation of this paper.

and elevates the traditional perception of what *controlling privacy* means. It states that an individual cannot control their privacy simply by controlling access to their data, i.e., choosing whether A_t can access D_s . To control privacy, individuals *also* must control the purposes for which A_t will use D_s . Those purposes can be limited with an adequate function $f()$. Hence, individuals' privacy preferences can be described as a set of dataflows that they agree to materialize and a set of dataflows they do not want to materialize.

This notion of privacy is aligned with the privacy definition of Contextual Integrity [48], which states adequate privacy protection can only be offered when information norms of a specific context are respected. For example, for an individual A_s to share their location data D_s to the platform A_t through a weather app, the individual would first want to know the *purpose* of sharing by inspecting $f(D_s)$. If the purpose is to fetch the weather of their location (thus D_t is the weather data), the individual will be inclined to allow the dataflow to materialize; if the purpose is to send the location to an advertising agency (thus $D_t = D_s$), then the individual may deny the dataflow. Today, however, the ecosystem only permits controlling *what* data is used, through familiar mechanisms such as showing a popup window asking the individual whether their location data can be accessed, but not controlling dataflow based on its purpose [4, 33, 62].

Determining individuals dataflow preferences. Individuals may have preferences on what data they share, i.e., D_t , which would limit the purpose for which it can be used and with whom they are sharing it, i.e., A_t . Crucially, because data is *non-rival* [42], once it is in possession of an agent (e.g., a platform), that agent can solely further exchange such data and create any arbitrary dataflows. For this reason, individuals' preferences differ when they are sharing with agents they *trust*, in which case they may be comfortable giving access to D_s , and when sharing with agents they *do not trust*, in which case they may only be comfortable sharing D_t . While *trust* is a complex socio-technical concept, we operationalize it for the purposes of this paper in the form of a *trust zone* defined as follows:

Definition 2 (Trust zone). An individual's *trust zone* is the set of agents within the app ecosystem that the individual permits to access their data. A dataflow *crosses the trust zone* when A_s is in the trust zone but A_t is not; in these cases, individuals may want to limit the purpose of the shared data by understanding what $f()$ is applied to the data.

Today, most individuals trust their own devices to store their data and not leak it (Figure 1 (a) shows the device within the individual's trust zone). A dataflow from the device to the platform crosses the trust zone if the platform is outside the individual's trust zone. For example, if Meta is the platform, the individual may want to decide whether a dataflow from their device to Meta can take place since the dataflow crosses their trust zone. On the other hand, if the platform is Apple's iCloud (and the device is an iPhone), the individual may consider iCloud to be part of their trust zone if they trust iCloud will protect their data, thus allowing any dataflow that copies their data from device to iCloud to take place.

Now we are ready to articulate the two key challenges that make it difficult for individuals to understand how their data is used:

- **Lack of transparency.** Individuals do not have visibility on what dataflows take place in the app ecosystem. While they may know what data they are sharing with a platform (and we emphasize that many individuals are not aware of what data platforms collect from them [4, 28, 67, 68]), they do not know how platforms use the data (terms of service are infamously broad [49]), and what other dataflows those platforms create with third-parties.
- **Lack of control.** Even if the dataflows are made transparent, individuals today still do not have control over these dataflows other than fully prohibiting dataflows that involve data they don't want to share by denying all access to the data. They cannot specify their privacy preferences on specific dataflows they wish to allow or deny depending on its purpose, i.e., $f()$.

The goal of this paper is to design a solution that endows individuals with both *transparency* and *control* over their dataflows.

3 Overview of Data Escrow Solution

In this section, we introduce our key idea (Section 3.1), and provide a solution overview (Section 3.2). We then explain the overall design of the escrow's *programming interface* to enable *delegated computation* (Section 3.3).

3.1 Key Idea: Data Escrow Intermediary

One key idea for giving individuals transparency and control over their dataflows is to *delegate* the computation of the function $f()$ on individuals' data D_s to a *data escrow intermediary* [66]. Rather than the platform pulling D_s from the device and running $f(D_s)$ directly on its own infrastructure, which would require crossing individuals' trust zone, the escrow will pull D_s from individuals and $f()$ from the platform, then run $f(D_s)$ on behalf of the platform; the escrow must be in individuals' trust zone to pull D_s . The result of $f(D_s) = D_t$ flows to the platform *if* individuals allow the dataflow to take place. Thus, the escrow knows all dataflows and makes them transparent to individuals. Individuals learn what data D_s is used and the purpose $f()$ for which the platform will use D_s , and they gain control of their dataflows by specifying their privacy preferences on the usage of D_s based on its purpose.

This idea is illustrated in Figure 1 (b). For platforms to delegate computation of $f(D_s)$, developers will implement the app using software development kits (SDKs) provided by the ecosystem (e.g., Android or Apple SDKs) with a *bolt-on* escrow. Developers implement $f(D_s)$ using the *escrow-based* SDKs, and the escrow is responsible for running $f(D_s)$ on behalf of the platform.

3.2 Designing the Escrow: Solution Overview

Implementing the escrow in practice requires addressing the following challenges:

Challenge 1: Architect a data escrow. The first challenge is how to architect an escrow that *forces* all dataflows to take place within the escrow, which means the escrow needs to force developers to implement $f(D_s)$ using the delegated computation model so the escrow can execute $f(D_s)$. Otherwise, if implementing $f(D_s)$ via the escrow is optional, without proper incentives, platforms and developers will simply choose not to use the escrow.

Addressing Challenge 1: Finding the bottleneck for data access. Our solution is to make the escrow become the *bottleneck* of accessing any D_s , so that developers can only implement $f(D_s)$ using the escrow. The bottleneck ensures no dataflow crosses individuals' trust zone. There is no one-size-fits-all solution to find and implement such a bottleneck, since different ecosystems have different degrees of control over data access. For example, in the Apple ecosystem, the bottleneck exists naturally since Apple requires developers to implement data access using Apple SDKs and all applications need to be reviewed by Apple's App Store (we explain how we leverage the Apple SDKs as the bottleneck in Section 4.1). On the other hand, the Android ecosystem does not have a centralized entity that controls how data access is implemented. Thus to implement the escrow, we can designate a specific app marketplace where all escrow-based apps must be submitted, and the marketplace will screen apps and ensure only apps that are written against the escrow will pass through.

Challenge 2: Delegating computation to the escrow. The second challenge is to enable delegating the computation of $f(D_s)$ to the infrastructure controlled by the escrow. Today, developers write applications that assume direct access to D_s , and $f(D_s)$ runs on the platform's infrastructure. The challenge is to let developers write applications and implement $f(D_s)$ without assuming direct access to D_s , and doing so without adding significant overhead.

Addressing Challenge 2: Programming interface. To address this challenge, we propose a *programming interface* that developers use to implement $f(D_s)$, thus enabling delegated computation of $f(D_s)$ to the escrow. The escrow being the bottleneck for data access is critical to ensure developers can *only* use the programming interface to implement $f(D_s)$. The programming interface enables developers to specify what data D_s they need to access and the computation $f()$ on D_s without accessing the content of D_s directly.

3.3 Enabling Delegated Computation

We propose a *programming interface* to enable delegated computation of $f(D_s)$ to the escrow via a higher-order function: $\text{RUN}(\text{ACCESS}(), \text{COMPUTE}())$.

The $\text{RUN}()$ function is the core entry-point of the programming interface; developers implement $f(D_s)$ by invoking $\text{RUN}()$ in the app's code, and the escrow is responsible for executing it. The function has two main parameters, a *data access function*, $\text{ACCESS}()$, which describes the data D_s to access, and a *computation function*, $\text{COMPUTE}()$, which is the concrete implementation of $f()$. The escrow executes $\text{RUN}()$ by first executing $\text{ACCESS}()$, then executing $\text{COMPUTE}()$ using the output of $\text{ACCESS}()$, D_s , as the input, and finally returning the output of $\text{COMPUTE}()$, D_t , which may then be used freely by the app and the platform. Note that the intermediate output D_s is *not* accessible to the developers or the platform, and only the escrow has access to it.

We design the programming interface to be expressive and minimally invasive. Developers may use any libraries and dependencies to encapsulate the computation on D_s in $\text{COMPUTE}()$. They may test and debug the implementation as how they normally do without access to real data from individuals – by mocking D_s and testing the correctness of the computation.

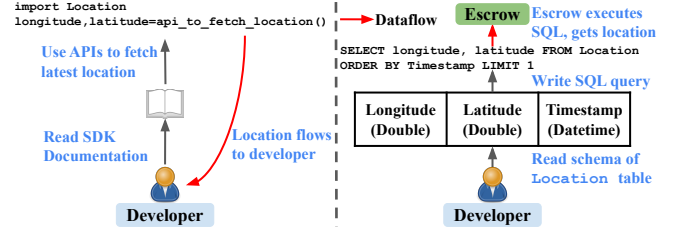


Figure 2: Accessing location using SDKs vs using the relational interface of the escrow.

3.3.1 Accessing data via a Relational Interface. We propose a relational interface that developers use to describe D_s declaratively. The escrow provides a relational schema representing different D_s it can access, and developers implement $\text{ACCESS}()$ by writing a SQL query based on the schema. Figure 2 shows how developers today write code to access the last recorded location using existing SDKs (left figure), compared to how they implement $\text{ACCESS}()$ using the relational interface (right figure). Today, the developer has to read through relevant SDK documentation and learn how to fetch the latest location coordinates before writing code using relevant API; the developer can then directly access the result location after invoking the API. Using the relational interface of the escrow, a public relational data schema (e.g., the schema of the Location table) is exposed to the developer, and the developer implements $\text{ACCESS}()$ by writing an SQL query that fetches the most recent location coordinates. They will then proceed to implement $\text{COMPUTE}()$ that takes the output of $\text{ACCESS}()$ (i.e., D_s) as input *without the need to know the actual content of the D_s* , since the escrow executes both the SQL query and $\text{COMPUTE}()$. In Section 4.3, we show how the relational interface can be adapted in the Apple ecosystem.

3.3.2 Offloading computation. The computation of the $\text{RUN}()$ function is delegated to the escrow by platforms, and $\text{COMPUTE}()$ takes place on the infrastructure controlled by the escrow instead of the platforms. For example, in today's mobile app ecosystem, it is common for platforms to *offload computation* to more resourceful servers instead of running computation on-device, due to the limited resources the device may have, such as storage and memory size, bandwidth, battery life and more [43]; this is also the premise of Apple's recently introduced Private Cloud Compute [17] which runs tasks on Apple's large foundation models [13]. Therefore, the escrow's delegated computation model must support developers to specify the location where the $\text{COMPUTE}()$ should be executed, i.e., on-device or on a remote server. The remote servers should be managed by the escrow since D_s cannot directly flow across individuals' trust zone to other servers. Using the programming interface, developers specify the location of execution by optionally including an additional parameter to the $\text{RUN}()$ function, i.e., by writing $\text{RUN}(\text{ACCESS}(), \text{COMPUTE}(), \text{SERVER_ID})$. When server_id is specified, $\text{COMPUTE}()$ will take place in the specified server.

3.3.3 Delegated Computation in Action. Suppose a platform wants to develop a weather application; the application could be a mobile app or a browser extension, both installed on individuals' devices. To retrieve the weather (the *purpose*, $f()$), the location data (D_s) of

the individual (A_s) using the app is sent to the platform (A_t), where it runs $f(D_s)$ and returns the weather data (D_t) back to the app. Using today's SDKs (i.e., without the escrow), the developers may implement this dataflow by first fetching the device's last recorded location using the relevant APIs, then sending a request to the platform to obtain the weather of the location. A simplified code snippet may look like:

```
import Location
# Get the last recorded location coordinates
longitude, latitude = api_to_fetch_location()
# Send request to platform to obtain weather
request = send_request("https://platformServer/post",
                      longitude, latitude)
weather = request.result
```

As shown in the snippet, the location coordinates D_s is sent to the platform and $f(D_s)$ runs in the platform's infrastructure. The individual using the app will only know their location is being accessed by the app since the app requested their permission, but they no longer have control over what computation (i.e., $f()$) is being performed on their location.

In contrast, with the escrow, the developers will implement the dataflow via `RUN()`, which will be executed by the escrow.

```
import Escrow
# The data access function
sql = "SELECT longitude, latitude FROM Location ORDER \
      BY Timestamp LIMIT 1"
# The computation function
def get_weather(longitude, latitude) {
    # Returns the weather of the input location
}
# run() is executed by the escrow
weather = Escrow.run(sql, get_weather)
```

As shown in the snippet, the *data access function* is a SQL query, and the `get_weather` function is the *computation function* (i.e., the concrete implementation of $f()$). Since the escrow makes the entire implementation of `RUN()` transparent to individuals (as noted, how the escrow communicates the content of `RUN()` to individuals is outside the scope of the paper), individuals will learn the purpose of using their location. Then, they may decide whether to allow or deny this particular `RUN()` function to execute.

3.3.4 The Limits of Delegated Computation. The delegated computation model forces platforms to delegate computation of $f(D_s)$ to the escrow, thus providing a way of controlling dataflows in many scenarios in which such control does not exist. However, there are also a few scenarios where $f(D_s)$ cannot be delegated to the escrow directly. First, platforms may not be able to give the implementation of $f()$ to the escrow if $f()$ contains confidential information that cannot be disclosed (e.g., , an algorithm that is a trade secret). Second, in some cases, platforms need to run computation by pulling data from multiple individuals. For instance, a streaming platform may want to build a recommendation system using aggregate data collected from all its users. Thus D_s needs to flow across the trust zone to the platform's infrastructure so the platform can perform the necessary computation. Third, in other cases, for the platform's

profitability (e.g., they mainly generate revenues by selling individuals' data to data brokers), certain computations on D_s must be run by the platform and cannot be delegated to the escrow.

In all those scenarios, platforms may implement the alternative dataflow via the programming interface, in which $f()$ is the identity function that copies each individual's D_s to the platform, thus the escrow will execute `COMPUTE()` to simply send D_s to the platform. Then, platforms may run any computation on D_s (e.g., running proprietary algorithms or aggregating D_s from multiple sources) in their own infrastructure. This is no different than what platforms have implemented today, except now they use the escrow to implement it. Through the escrow, this dataflow will be transparent to individuals, and they decide whether they want the platforms to access their data as they do today. In addition, one could imagine by using confidential computing techniques such as trusted execution environment [55] and oblivious RAM [35] as the underlying infrastructure of the escrow, platforms may be more willing to delegate the computation of their confidential code to the escrow; the specifics of the implementation is outside the scope of the paper, and we leave them for future work.

4 Escrow in the Apple Ecosystem

In this section, we contribute an escrow implementation in the Apple ecosystem. We first explain how to architect an escrow in the Apple ecosystem by letting Apple directly play the role of the escrow (Section 4.1). We then explain how the escrow may be integrated with Apple in practice (Section 4.2), and our specific implementation of the escrow prototype (Section 4.3, Section 4.4).

4.1 Apple as the Escrow

The Apple ecosystem today consists of various hardware (e.g., iPhone, MacBook, Apple Watch), software (e.g., iOS, macOS, watchOS), and services (e.g., iCloud) provided by Apple. Having Apple play the role of the escrow is feasible for a few reasons. Today, developers need to use Apple's SDKs to implement their apps, and the apps need to be submitted to Apple's App Store for review (i.e., whether the apps follow the required privacy policies) before they become available. This presents a unique opportunity to exploit Apple SDKs as the natural *bottleneck* for data access since Apple controls how apps should be implemented, hence addressing **Challenge 1**. Second, individuals generally trust their Apple devices and by extension, Apple, to protect their data, thus Apple as the escrow will seamlessly fit into their trust zone. In addition, from an economic lens, with the delegated computation model, computation costs flow from the platforms' providers (e.g., the cloud vendors where platforms run their computation) to Apple, who as the escrow is in charge of running computation. This, in turn, aligns incentives between individuals' interests to control dataflows and Apple's commercial interests.

Exploiting Apple SDKs as the bottleneck. Today, developers implement the apps and crucially all access to D_s in the apps using Apple's SDKs [18]. To access D_s , Apple requires setting up the necessary configurations in each app's *Entitlements* [11] and *Information Property List* [12] files. The *Entitlements* file lets developers declare Apple's services needed to access sensitive data, such as

using Apple’s HealthKit [19] to access health data. The *Information Property List* file lets developers specify privacy permissions required to access sensitive data by providing a purpose string explaining why the app needs access to the specific data. Thus Apple SDKs become the *bottleneck* for accessing D_s . Apple can force developers to implement all $f(D_s)$ using the programming interface instead of directly fetching D_s using the Apple SDKs and then running $f(D_s)$ in the platform’s infrastructure. For instance, an (albeit temporary) solution for Apple to enforce the usage of programming interface without revamping its current infrastructure is to block all direct access to D_s using Apple SDKs by disabling relevant configurations in each app’s *Entitlements* and *Information Property List* for requesting data access. Then, the only way the developers can implement $f(D_s)$ is by using the programming interface so its computation is delegated to the escrow.

4.2 Integration with Apple

We discuss two options to deploy the escrow that developers may use to implement `RUN()` when developing their apps in the Apple ecosystem.

Integrating with the operating system. The escrow will be *built-in* as part of the Apple device’s operating system. Then, developers will implement `RUN()` as a system call. The escrow will have privileged access to any D_s from the device, and all apps installed on the device will access the same escrow instance, which is initialized when the OS starts running. This option requires modifications of the existing operating system, thus it is not possible for us to implement a prototype.

Integrating via library. The escrow will be deployed as a *library* that developers add as a dependency to their app. Developers will import the escrow library, then use the escrow as a singleton instance and implement `RUN()`, as shown in the example code in Section 3.3.3. To ensure `RUN()` is the only entry-point for developers to implement $f(D_s)$, the library must be provided by Apple, so that no other Apple SDKs except the escrow can access D_s . Unlike the first option, the escrow instance will be initialized every time the app is started and destroyed when the app is closed.

To demonstrate the feasibility of our escrow solution, we implemented our escrow prototype as a third-party library so we could test the prototype independently without relying on integration with Apple.

4.3 Relational Interface

With the integration of escrow, developers can no longer write applications that access D_s and run $f(D_s)$ directly because the dataflow may cross individuals’ trust zone (i.e., if $f()$ sends the data to the platform). Developers need to implement $f(D_s)$ using the escrow’s programming interface so the computation is delegated to the escrow. Instead of directly using Apple SDKs to access D_s , developers specify D_s *declaratively* via a relational interface by passing a SQL query as the *data access function* (`access()`) in `RUN()`, which will be executed by the escrow and developers will not be able to access the content of D_s as they do before.

Designing a relational schema. To implement the escrow prototype, we design a relational schema that includes three different

types of data that are frequently accessed in many of today’s apps (as we show in Section 5.1): contacts (stored in the Contacts app in Apple devices), location (collected from the device in real-time), and image/video (stored in the Photos app in Apple devices).

For each data type, we use simple heuristics to translate the relevant data represented in Apple SDKs to a relational schema. We show an example of how we use the heuristics to design the schema for contact data based on the Contacts framework [8]:

- (1) We find the relevant entities in Apple SDKs. For contacts data, the entities are `CNContact`, `CNGroup`, and `CNContainer` in Apple’s Contacts framework [8].
- (2) We find the attributes of each entity, their types, and their constraints if exist. For example, for `CNContact`, the attributes include contact id, account type, given name, family name, addresses, phone numbers etc. The contact id is a globally unique identifier for the contact thus it is the primary key of `CNContact`.
- (3) We find the relationships between entities. For example, A `CNContact` can be in multiple `CNGroups`. A `CNGroup` is a set of `CNContacts` within a `CNContainer`. A `CNContact` can only be in one `CNContainer`.
- (4) We convert the entities, their attributes, and the relationships between entities into a relational schema. For example, we merge `CNContact`, `CNGroup`, and `CNContainer` into a single `Contact` table with contact id being the primary key, since `CNGroup` and `CNContainer` only have group id and container id respectively as its attribute.

We use similar heuristics to design the schema for location and image/video data. For instance, the schema for location data is translated from the `CLLocation` [7] entity in Core Location framework [9], and the schema for image/video data is translated from the `PHAsset` [7] entity in PhotoKit [15].

Executing data access function. The relational interface provides a logical view of the data to developers, and they no longer need to know or implement the concrete mechanisms to retrieve the data – this responsibility falls onto the escrow. Since we are not privy to the underlying data storage in Apple devices, we are unable to provide details on how the escrow would execute `ACCESS()`, i.e., the SQL query developers write, to retrieve data from the existing storage layer. Instead, we offer the clear-cut solution, which is to store individuals’ data in a relational database on the device; then, the escrow executes `ACCESS()` by running the SQL query over the database. This solution requires all creations, deletions, and updates of individuals’ data represented by the relational schema to be reflected in the database, thus the database needs to be embedded in the device; for example, real-time data such as location, which is not physically materialized on the device like contacts or photos, needs to be stored in the database as well. In our escrow prototype, we implement the database as part of the escrow instance. When the escrow instance is initialized, it fetches all data that need to be accessed by the escrow (note that all `ACCESS()` are transparent to the escrow) and stores them in the database. We describe more details of our implementation in the evaluation (Section 5.2)

Example continued. To implement the dataflow of the weather app example from Section 3.3.3 (i.e., retrieving the weather of the

current location) using the relational interface, the code snippet (in Apple's Swift language) roughly looks like:

```
import Escrow
let sql = "SELECT longitude, latitude FROM Location
          ORDER BY Timestamp LIMIT 1"
func getWeather(df: Dataframe) -> Weather {
    // Create a CLLocation object from the input df
    let location = CLLocation(df["latitude"],
                             df["longitude"])
    // Returns the weather of location
}
// The data access function returns a Dataframe
// object passed as input for the computation function
let weather = Escrow.run(sql, getWeather)
```

The result type of `ACCESS()` is predefined by the programming interface. In our escrow prototype, we define the result to be a Dataframe object from the TabularData framework [10] which stores the SQL query result in the format of a relational table. Since developers know ahead of time the data type of each column in the result Dataframe based on the corresponding data schema (e.g., both longitude and latitude are Double type), they are able to implement the *computation function* with the Dataframe as input *without the need to obtain the actual query result first*.

4.4 Offloading Computation

We explain our end-to-end design to enable offloading computation to an escrow server as follows:

1. Specifying server to offload computation. First of all, the escrow will provide developers with a list of available servers to which the computation can be offloaded. Apple as the escrow may offer a wide range of servers (e.g., from its Private Cloud Compute [17] servers) in different configurations such as memory and storage size, processor types, operating systems, and more, similar to the server instances offered by Amazon Elastic Compute Cloud [25] or Google Cloud Compute [37]. Developers then choose which specific server the execution of `COMPUTE()` should take place by writing `run(access(), compute(), server_id)`. In addition, the output of `COMPUTE()` must be serializable so it can be transmitted from the server back to the escrow.

2. Copying `COMPUTE()` implementation to server. The server needs to obtain the implementation of `COMPUTE()` so it can execute it. To achieve this, developers store the implementation of all `COMPUTE()` functions in a directory in the app's codebase; after developers submit the app to Apple's App Store for review, Apple will inspect the codebase, then copy the directory to each specified server in each `RUN()` function. Alternatively, developers may declare to Apple the servers to which the directory should be copied through a configuration file Apple provides.

3. Server waiting request to execute `COMPUTE()`. At this point, the server will be waiting for requests to execute `COMPUTE()` from the escrow. In our prototype, we implement a gRPC [38] server that accepts Remote Procedure Call (RPC) requests from the gRPC client initialized by the escrow instance. The request contains the signature of `COMPUTE()` to execute and the serialized input data

(D_s) to `COMPUTE()`, and the server responds to the client with the output of `COMPUTE()`.

4. Escrow sending request to server. When the escrow executes `RUN()`, it first executes `ACCESS()` to obtain the result D_s , which is a Dataframe object in our prototype. Then the escrow serializes the result Dataframe to a byte buffer, and sends the RPC request with the signature of `COMPUTE()` and the byte buffer to the specified server. The transmission between the escrow and the server needs to be secure; in our prototype, we used TLS to connect both the server and the client.

5. Server returning output of `COMPUTE()` to escrow. Upon receiving the request, the server deserializes the data contained in the request to its original Dataframe object, then executes the `COMPUTE()` function specified by the function signature in the request with the Dataframe object as input. After the function returns, the server serializes the function's output and sends the output back to the client. If developers have implemented `COMPUTE()` as an asynchronous function (e.g., they defined the function with the `async` keyword in Swift), the escrow will also asynchronously return the output as the output of the `RUN()` function. Otherwise, the escrow waits for the output and synchronously returns the output.

Leveraging Private Cloud Compute. We envision the recently introduced Private Cloud Compute [17] by Apple may be extended to support executing any `COMPUTE()` offloaded by the escrow while ensuring individuals' data and the content of $f()$ are secure. Since Private Cloud Compute is built by Apple, offloading the computation to its servers does not cross individuals' trust zone. Using the Private Cloud Compute infrastructure cryptographically guarantees that only computations individuals approve can run on the server, thus upholding the promises offered by the escrow to enable individuals to control their dataflows.

5 Evaluation

In this section, we answer three research questions:

- **RQ1:** Can real-world applications be ported to the escrow? (i.e., is the proposed escrow solution feasible?) We collect 10 representative apps and study their implementation on the escrow-based programming interface (Section 5.1).
- **RQ2:** Are escrow-based applications efficient? We measure the overhead the escrow introduces (Section 5.2).
- **RQ3:** What are the opportunities for offloading computation? We discuss the trade-off between executing the *computation function* on-device and remotely (Section 5.3).

5.1 RQ1: Dataflows in Real-World Apps

We design a rubric to collect a representative set of iOS apps containing various dataflows involving sensitive data, and we discuss how those dataflows can be implemented using the escrow's programming interface.

Rubrics for selecting apps. We selected 10 representative apps based on the following rubric ³:

³We include Covid Alert (Canada's COVID contact tracing app) [58], which does not fit all rubrics but we believe has interesting dataflows that are worth discussing in the paper.

- Each app needs to be open-sourced in GitHub so we can find dataflows in its codebase, and it should be currently maintained (i.e., not archived and has commits in the recent month)
- Each app needs to be relatively popular for it to be representative, thus we only select apps with over 1000 Github stars.
- The apps need to contain dataflows covering different types of sensitive data.
- The apps need to be diverse and span multiple categories.

Analysis. In Table 1, we summarize each app's dataflows. We include one row describing the dataflow involving contacts, location, and image/video respectively, since most apps contain dataflows that involve at least one of the three data types. We also include one row describing other dataflows not involving the three aforementioned data types.

Contact dataflow. Two apps, Signal and Simplenote, contain dataflows involving contacts. Signal performs "contact discovery" by fetching the individual's contacts (specifically phone numbers) and finding which contacts are Signal users. Interestingly, the computation takes place in Signal servers running on a secure hardware enclave with oblivious RAM to ensure Signal or anyone else does not gain access to individuals' contact data [59]; essentially, the computation is equivalent to a private set intersection between individual's contacts and Signal's users [51]. An over-simplified implementation of Signal's contact discovery dataflow using the escrow may look like:

```
// compute() is written as a trailing closure
Escrow.run("SELECT phoneNumbers FROM Contact") {
  phoneNumbers -> SignalAccounts in
    let url = SignalEnclaveURL()
    // Perform contact discovery in an enclave
    let matchedAccount = contactDiscovery(phoneNumbers, url)

    return matchedAccount
}
```

The escrow first executes `ACCESS()` to fetch the phone numbers of all contacts, then executes `COMPUTE()` in which the phone numbers are (privately) transmitted to the enclave where it runs contact discovery and the matched Signal accounts are returned. While technically the mechanisms Signal implemented for contact discovery would already ensure individuals' contact data remain private and not accessible to anyone else, implementing this dataflow via the escrow makes it transparent that the computation of individuals' contact data *only* takes place in an enclave and the data is not used for other purposes (otherwise the dataflow would also be transparent). In addition, it is conceivable that the contact discovery can take place in an escrow-controlled server with similar enclave technologies, so individuals gain more control over the specific usage of their data.

On the other hand, Simplenote lets individuals pick which contact they would like to share their notes with, then sends a request to the contact (e.g., via email). This dataflow can also be implemented using the escrow; for instance, `ACCESS()` fetches necessary contact records (e.g., name and email), and `COMPUTE()` implements the interface that allows the individual to pick which contact to share with, then sends the request to the contact. The escrow makes it transparent what data Simplenote has access to (in this case it

would only have access to the specific contact the individual picked) and how the data is used.

Location dataflow. Six apps use individuals' current location for various purposes. Five of them (DuckDuckGo, Signal, Wikipedia, Home Assistant, WordPress) will share the location outside the individuals' devices with websites or servers. For example, the Wikipedia app finds and recommends articles individuals might be interested in based on their surrounding region. The app makes a search request to Wikimedia's (the parent company of Wikipedia) server with the individual's surrounding region as input, and the server returns relevant articles. Again, we show an over-simplified version of how the dataflow can be implemented using the escrow based on Wikipedia's current implementation:

```
// The location service can be configured via the escrow
Escrow.startUpdatingLocation(desiredAccuracy: .best)
Escrow.run("SELECT longitude, latitude FROM Location \
ORDER BY timestamp LIMIT 1") {
  coordinates -> SearchResults in
    let region = getSurroundingRegion(
      location: coordinates,
      radius: 1000)
    // Create search request using Wikimedia's API
    let url = wikiMediaAPI(region: region)
    let results = fetchArticles(url: url, limit: 50)
    return results
}
Escrow.stopUpdatingLocation()
```

Although the exact details of how Wikimedia finds articles based on a given location are unknown (and similarly with DuckDuckGo sharing location with websites or Home Assistant sharing location with the local server), implementing the dataflow using the escrow makes it transparent exactly what data is leaving the individual's device and its purpose through `COMPUTE()` in `RUN()`. In the case of Wikipedia, the search request only needs the approximate region that centers around the individual's current location by a specified radius, and the precise location coordinates or other identifying information should not leave the device. The app only has access to the fetched articles as the output of `RUN` and nothing else.

Image/video dataflow. Seven apps have read access to the device's Photo Library. Most apps access the Photo Library for functionalities such as setting avatars (Bluesky), creating posts (Bluesky, WordPress), sending / uploading messages / files (Nextcloud, Signal), or playing videos (VLC). We concentrate on one unique use case from two apps (DuckDuckGo, Home Assistant), which is performing speech recognition, i.e., transcribing the individual's recorded speech to text and then running tasks based on the transcribed text). Generally, there are two ways to perform speech recognition: one is to transcribe a recording that's already stored on-device, and the other is to transcribe live speech. Implementing the former task using the escrow is straightforward; for example, to transcribe the most recently stored recording, developers can write:

```
Escrow.run("SELECT asset FROM Photos WHERE mediaType==\
'audio' ORDER BY creationDate LIMIT 1") {
  recording -> String in
    let recognizer = SpeechRecognizer()
```

	Bluesky[26]	Covid Alert[58]	DuckDuckGo[32]	Nextcloud[47]	Signal[60]	Simplenote[61]	VLC[63]	Wikipedia[64]	WordPress[65]	Home Assistant[24]
Category	Social media	Contact tracing	Browser	File Management	Messenger	Notes	Media player	Wikipedia	Blogs	Home automation
Contact dataflow	N/A	N/A	N/A	N/A	Find other users from contacts	Share notes with other contacts	N/A	N/A	N/A	N/A
Location dataflow	N/A	N/A	Share location with websites to obtain location based results	Show location on a map	Reverse geocode, search and share location	N/A	N/A	Search and recommend articles based on location	Add current location to posts	Send location to local Home Assistant server
Image/video dataflow	Set profile pictures, create posts	N/A	Perform voice search	Upload image/video to user's cloud	Send image/video	N/A	Control Apple system event to resume/pause media	N/A	Add photo/media to posts	Perform voice assist
Other dataflow	N/A	Record bluetooth keys and match keys with positive Covid diagnosis	N/A	N/A	Transfer app data to another device via LAN	N/A	Access Desktop/ Documents/Downloads folder, and network/removable volume	N/A	N/A	Sends motion data and focus status to Home Assistant

Table 1: Dataflows of representative apps. N/A means no dataflow exists in the app

```

let text = recognizer.transcribe(recording)
return text
}

```

Transcribing a live speech is generally achieved by storing the individual's live speech in a buffer in memory. When the buffer is full (or after a small time interval), the speech recognizer will transcribe the new buffer (along with the previously stored buffers), thus achieving the effect of transcribing speech on the fly. Since no speech data is physically stored on-device, the escrow cannot access the data, thus we consider implementing this dataflow to be outside the scope of this paper. However, it is possible that by integrating with Apple's infrastructure the escrow will be able to access structured data that is stored in memory and enable dataflows such as live speech transcription.

Other dataflows. Four apps contain dataflows that do not involve contact, location, or image/video data, each with its distinct purpose. All dataflows from Covid Alert, VLC, and Home Assistant can be implemented using the escrow except Signal, since Signal's dataflow involves app-specific data that is not accessible using Apple SDKs. We explain how to implement the dataflow from Covid Alert, which we consider to be the most interesting one among the four apps.

Covid Alert is Canada's official Covid contact tracing app. The app uses Apple's Exposure Notification framework [22]. In short, the app's contact tracing works by recording each individual's Bluetooth keys on their device when their device exchanges Bluetooth beacons with other individuals (i.e., the individuals' devices are in close proximity). When an individual receives a positive COVID diagnosis, they can voluntarily share their keys (that are generated within the last 14 days) with the remote key server managed by the government that stores all Bluetooth keys from individuals who recently tested positive for COVID. Periodically (e.g., every hour), the app downloads keys from the key server and tries to find whether the individual's keys (from the last 14 days) match any of the keys that belong to individuals who tested positive. If there is a match, the app notifies the individual.

The two important dataflows – sharing keys with the key server when the individual tests positive, and matching the individual's keys with keys downloaded from the key server, can be implemented using the escrow to provide transparency and ensure the individual's private health information is not exposed (e.g., the keys are not shared with any other entity other than the key server managed by the government). For example, an approximate implementation of the former dataflow may look like:

```

Escrow.run("SELECT * FROM KeyTable ORDER BY data \
LIMIT 14") { keys in
  let url = keyServerURL()
  shareKeysWithServer(url)
}

```

In summary, we show it is feasible to write dataflows in real-world apps via the escrow's programming interface, which is minimally invasive and expressive.

5.2 RQ2: Runtime Efficiency of the Escrow

We evaluate the efficiency of the escrow for executing `RUN()` by comparing its run time to the run time of accessing D_s and then running $f(D_s)$ without the escrow (i.e., the baseline).

Dataflows. We design three dataflows as follow:

- **Contacts:** the D_s consists of the given name, family name, and list of phone numbers for all contacts. The $f(D_s)$ is transforming the results to a list of tuples where each tuple is a contact record. We inserted 5000 unique contact records into the address book.
- **Location:** the D_s is the last recorded location coordinates. The $f(D_s)$ is obtaining the current weather data (using the OpenWeatherMap API [50]) based on the coordinates.
- **Images:** the D_s is all photos from the device's Photos library ordered by its creation date from the newest to oldest. The $f(D_s)$ is transforming the photos to a list of `UIImage` [14] in the original image size. We inserted 5000 photos (each photo size is 16KB) into the Photos library.

Implementation. We implement each $f(D_s)$ twice: one using the escrow's programming interface (the escrow-based app) and the other using Apple SDKs in Swift (the baseline app).

The escrow-based app uses the escrow as a static singleton instance (note the escrow prototype is deployed as a library) that only needs to be initialized once the app starts running. We design the relational database schema as follows:

- **Contact table:** givenName VARCHAR, familyName VARCHAR, phoneNumbers VARCHAR[]
- **Location table:** longitude DOUBLE, latitude DOUBLE, timestamp TIMESTAMP
- **Photos table:** asset ASSETTYPE, creationDate DATETIME, mediaType VARCHAR. Instead of storing the original asset, the escrow only stores the asset ID as a VARCHAR in its database; it internally converts each asset ID to its corresponding asset

Table	Contact	Location	Photos
Time(s)	1.25	0.0024	0.83
Std	0.13	0.0024	0.075

Table 2: Average time to initialize each table over 10 runs

type (UIImage [14]/UIImage [21] or AVAsset [6] depending on its media type and platform operating system) before returning the query result to `COMPUTE()`.

For the escrow-based app, we use DuckDB [31] as the relational database for storing D_s . When the escrow is initialized, all contact data will be copied into the Contact table when the app starts running. The location service is started during escrow initialization, and the real-time location data is stored in the Location table when the location manager (from the Core Location framework [9]) receives a location update. The asset IDs of all photos, along with their creation date and media type (e.g., "image" and "video") are stored in the Photos table when the escrow is initialized.

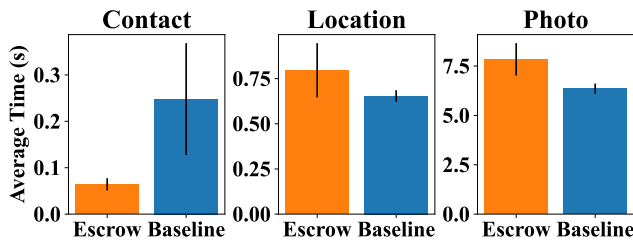
The `ACCESS()` parameter in each `RUN()` is:

- `SELECT givenName, familyName, phoneNumbers FROM Contact`
- `SELECT longitude, latitude FROM Location ORDER BY timestamp LIMIT 1`
- `SELECT asset FROM Photos WHERE mediaType=='image' ORDER BY creationDate`

For the baseline app, we implement the dataflow by fetching D_s using Apple SDKs in Swift and running the corresponding $f(D_s)$. Each $f(D_s)$ in the baseline app and the escrow-based app has the same return type and returns the same output to ensure the same computations are performed in both apps.

We compare the average runtime of executing `RUN` in the escrow-based app against fetching D_s and running $f(D_s)$ the baseline app over 10 runs.

Configurations. We used a 2021 MacBook Pro with Apple M1 Pro chip and 16 GB memory. We implemented a multi-platform (iOS and macOS) app and ran all experiments on the macOS app. The operating system and software versions we used are macOS 14.4.1 Sonoma, Xcode 15.4, Swift 5.10, and DuckDB Swift 0.10.3.

**Figure 3: Average runtime of escrow-based app vs baseline app over 10 runs**

Result. First, we report separately the average time to initialize each table over 10 runs in Table 2. The initializing time for the Contact table is longer because the escrow needs to load all 5000 contact records to the database, whereas the Location table does not need to load any existing records, and the Photos table does

not store the actual photo data but its asset IDs instead, thus the initializing time is fast.

As shown in the left plot in Figure 3, for the contact dataflow, the escrow performs better than the baseline (around 0.2 seconds). This is because executing the SQL query on DuckDB to fetch contact data is around 4 times faster than executing the `enumerateContacts` API from the Contacts framework [8], even in the case where there is only a single contact, and that transforming the result Dataframe object and the `CNContact` object (returned from the API) to a list of tuples takes similar time.

The middle plot in Figure 3 shows the runtime for the location dataflow; there is a small overhead (around 0.1 seconds) for the escrow. The overhead of the escrow is due to recording the location data in DuckDB and fetching the data from it, whereas for the baseline, the latest location is directly updated when there is an update. This overhead is small since we only fetch the latest location from the database. The majority of time is spent on requesting (and decoding) the weather data from OpenWeatherMap.

For image data that cannot be directly stored in the database, the asset IDs are stored in the database instead, and the escrow needs to perform post-processing to transform the query result into the expected format (i.e., images), which will be used for the subsequent `COMPUTE()`, thus the post-processing step incurs additional overhead. However, the overhead is small (around 1 second) even for fetching 5000 photos, as shown in the right plot in Figure 3.

In summary, we show that for the dataflows we have evaluated, executing `RUN()` introduces little or no runtime overhead compared to fetching D_s and running $f(D_s)$ directly. Finding optimization opportunities to improve the efficiency of the escrow – for example, by lowering the number of database operations the escrow needs to perform – will be an interesting direction for future research.

5.3 RQ3: On-device vs Remote Execution

The escrow's execution model allows offloading execution of the computation function to remote servers. To evaluate the trade-offs of executing `COMPUTE()` on-device compared to remotely, we measure the runtime of executing the same `COMPUTE()` on-device and remotely in a server for different data sizes and discuss what contributes to the runtime differences.

Dataflow. We built an iOS app, called ImageClassifier, that fetches images from the Photos library and classifies each image. We used Apple's CoreML framework and the MobileNetV2 [56] model to classify images. We implemented `RUN()` in which `ACCESS()` is a SQL query, `SELECT asset FROM Photos WHERE mediaType == 'image' ORDER BY creationDate`, and `COMPUTE()` feeds the result images to the classifier model and returns in string format the top two predictions with confidence percentages for each image. This is a common dataflow in apps that require detecting and classifying objects in photos, such as a calorie tracking app that detects different types of food in a photo to compute calories.

Implementation. We installed and tested the app on an iPhone 11 Pro Max (we cannot use an iPhone simulator since a simulator running in a MacBook still uses the MacBook's resources such as CPU, memory and network [20]). The app implements `RUN()` in two execution modes. If it executes on-device, the model is also installed on-device as it is integrated with the app. If it executes

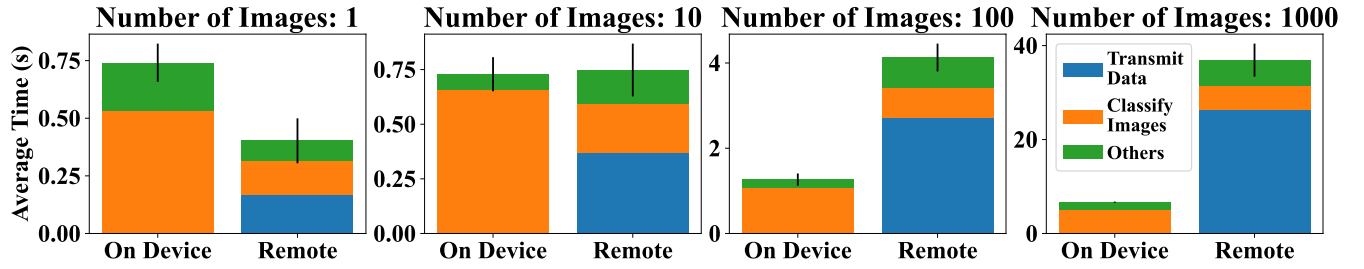


Figure 4: Average runtime to classify images on device vs on remote server

remotely, the query result (i.e., a Dataframe column consisting of images) is serialized and then transmitted to the server, where it deserializes the query result and executes `COMPUTE()` to classify images, and the server returns the predictions back to the device. In this case, the server will install the model instead of the device.

We used gRPC to communicate between the server and the device, and we implemented the TLS protocol to ensure all transmissions between the server and the device are secure.

Configurations. The server runs on the same machine as in Section 5.1. The app is installed in an iPhone 11 Pro Max with iOS version 17.5.1. Both the server and the app are implemented using Swift 5.10. We tested with different numbers (10, 100, 1000) of images in the Photos library; each image is a picture of a dog (so the classifier model can identify a correct category) and 16KB in size.

Result. We run both versions of the app (where `RUN`'s execution mode is either on-device or remote) separately 10 times, and we report the average runtime to execute `RUN`, stratified by time to transmit data to and from the server and time to execute `COMPUTE()` that classifies the images, for each execution modes and image counts in Figure 4.

As shown in the figure, as the data size increases, the runtime becomes dominated by the data transmission time. Even though performing the actual classification task on the server (powered by a MacBook) is slightly faster than on the iPhone because the MacBook has more computation power than the iPhone, the difference becomes negligible when the number of images exceeds 10, at which point it becomes increasingly slower to execute remotely.

Although for the specific image classification task we run, the performance difference between remote and on-device execution is primarily due to the size of data being transmitted between the device and server, this may not hold for other tasks; for example, it may be much slower to run computation-intensive task on-device than remotely so the transmission time will not dominate. In addition to runtime, developers may need to consider different factors, such as app users' preferences or the available resources the device has (e.g., storage and memory size, bandwidth, battery) to decide whether to execute `COMPUTE()` on-device or remotely. The escrow provides the infrastructure for enabling developers to offload computation to different servers based on their execution preferences.

6 Related Work

Data governance through data unions. Our paper addresses *dataflow management* problems, which are related to problems

in *data governance* for governing and controlling management of data [1]. Many works aim to redefine data governance through data unions such as data Trusts [30], data as labor [23, 52], data cooperatives [54] and data stewardships [41], which share similar intuition that pooling individuals' data to a data union helps address the imbalance between the individuals (the data subjects) and platforms holding individuals' data. Our work paves the way toward practical deployment of those concepts, as we present a concrete implementation of an escrow intermediary that provides the technical infrastructure to implement those concepts in the context of an app ecosystem.

Privacy design and mechanisms in apps. A large body of research focuses on privacy design and mechanisms in apps. For instance, many works [5, 27, 40, 53, 67] analyze the effect of *privacy labels*, such as the *Privacy Nutrition Labels* [16] Apple requires developers to provide for their apps, and they find that the privacy labels in many apps do not fully disclose the intentions for accessing individuals' data. Other works [3, 34, 39, 57, 69, 70] focus on mechanisms to guide individuals to more informed privacy choices. Among those, [34] presents the design space for privacy choices in five dimensions: type, functionality, timing, channel, and modality. Our escrow solution enriches the design space by enabling individuals to make choices on their dataflows, and motivates future research on different mechanisms and interfaces to communicate dataflows to individuals.

Relational model over arbitrary data sources. In our paper, we propose the design of a unified relation data model to represent individuals' sensitive data on Apple's devices, where the data come from heterogeneous sources. This approach shares similarities with TinyDB [44], which overlays a relational model over data collected from sensor networks. In TinyDB, the sensor data are "acquired" and materialized to the database as needed based on pre-specified queries (e.g., the data can be sampled in a fixed time interval). In our design, individuals' data, including real-time data such as location, are directly stored in a relational database on-device.

7 Conclusion

In this paper, we identify the critical problem that individuals do not know how their data is used by platforms and thus cannot control what actions platforms take with the data that individuals exchange for services. We focus on addressing the *dataflow management* side of the problem. We introduce the *dataflow* model in relation to the concept of privacy and trust, and we propose an *escrow*-based

solution to enable individuals to gain transparency and control over their dataflows. We design and implement a *programming interface* to force platforms to delegate computation on individuals' data to the escrow. We then show a concrete implementation of the escrow in the Apple ecosystem. Finally, we show both quantitatively and qualitatively that our escrow solution is minimally invasive, efficient, and expressive enough to implement dataflows in real-world apps.

References

- [1] Rene Abraham, Johannes Schneider, and Jan Vom Brocke. 2019. Data governance: A conceptual framework, structured review, and research agenda. *International journal of information management* 49 (2019), 424–438.
- [2] Daron Acemoglu, Ali Makhdomi, Azarakhsh Malekian, and Asu Ozdaglar. 2022. Too much data: Prices and inefficiencies in data markets. *American Economic Journal: Microeconomics* 14, 4 (2022), 218–256.
- [3] Alessandro Acquisti, Idris Adjerid, Rebecca Balebako, Laura Brandimarte, Lorrie Faith Cranor, Saranga Komanduri, Pedro Giovanni Leon, Norman Sadeh, Florian Schaub, Many Sleeper, et al. 2017. Nudges for privacy and security: Understanding and assisting users' choices online. *ACM Computing Surveys (CSUR)* 50, 3 (2017), 1–41.
- [4] Hazim Almuhammedi, Florian Schaub, Norman Sadeh, Idris Adjerid, Alessandro Acquisti, Joshua Gluck, Lorrie Faith Cranor, and Yuvraj Agarwal. 2015. Your location has been shared 5,398 times! A field study on mobile app privacy nudging. In *Proceedings of the 33rd annual ACM conference on human factors in computing systems*. 787–796.
- [5] Benjamin Andow, Samin Yaseer Mahmud, Justin Whitaker, William Enck, Bradley Reaves, Kapil Singh, and Serge Egelman. 2020. Actions speak louder than words: {Entity-Sensitive} privacy policy and data flow analysis with {PoliCheck}. In *29th USENIX Security Symposium (USENIX Security 20)*. 985–1002.
- [6] Apple. 2024. AVAsset. <https://developer.apple.com/documentation/avfoundation/avasset>
- [7] Apple. 2024. CLLocation. <https://developer.apple.com/documentation/corelocation/cllocation>
- [8] Apple. 2024. Contacts Framework. <https://developer.apple.com/documentation/contacts>
- [9] Apple. 2024. Core Location Framework. <https://developer.apple.com/documentation/corelocation>
- [10] Apple. 2024. DataFrame in Swift TabularData Framework. <https://developer.apple.com/documentation/tabulardata/dataframe>
- [11] Apple. 2024. Entitlements. <https://developer.apple.com/documentation/bundleresources/entitlements>
- [12] Apple. 2024. Information Property List. https://developer.apple.com/documentation/bundleresources/information_property_list
- [13] Apple. 2024. Introducing Apple's On-Device and Server Foundation Models. <https://machinelearning.apple.com/research/introducing-apple-foundation-models>
- [14] Apple. 2024. NSImage. <https://developer.apple.com/documentation/appkit/nsimage>
- [15] Apple. 2024. PhotoKit. <https://developer.apple.com/documentation/photokit>
- [16] Apple. 2024. Privacy Nutrition Labels. <https://www.apple.com/privacy/labels/>
- [17] Apple. 2024. Private Cloud Compute: A new frontier for AI privacy in the cloud. <https://security.apple.com/blog/private-cloud-compute/>
- [18] Apple. 2024. Requesting access to protected resources. https://developer.apple.com/documentation/uikit/protecting_the_user_s_privacy/requesting_access_to_protected_resources
- [19] Apple. 2024. Swift HealthKit. <https://developer.apple.com/documentation/healthkit/>
- [20] Apple. 2024. Testing in Simulator versus testing on hardware devices. <https://developer.apple.com/documentation/xcode/testing-in-simulator-versus-testing-on-hardware-devices>
- [21] Apple. 2024. UIImage. <https://developer.apple.com/documentation/uikit/uiimage>
- [22] Apple and Google. 2024. Privacy-Preserving Contact Tracing. <https://covid19.apple.com/contacttracing>
- [23] Imanol Arrieta-Ibarra, Leonard Goff, Diego Jiménez-Hernández, Jaron Lanier, and E Glen Weyl. 2018. Should we treat data as labor? Moving beyond “free”. In *aea Papers and Proceedings*, Vol. 108. American Economic Association 2014 Broadway, Suite 305, Nashville, TN 37203, 38–42.
- [24] Home Assistant. 2024. Home Assistant for Apple Platforms. <https://github.com/home-assistant/iOS>
- [25] Amazon AWS. 2024. Amazon EC2. <https://aws.amazon.com/ec2/>
- [26] Bluesky. 2024. Bluesky Social App. <https://github.com/bluesky-social/social-app>
- [27] Duc Bui, Yuan Yao, Kang G Shin, Jong-Min Choi, and Junbum Shin. 2021. Consistency analysis of data-usage purposes in mobile apps. In *Proceedings of the 2021 ACM SIGSAC Conference on Computer and Communications Security*. 2824–2843.
- [28] Andreas Claesson and Tor E Bjørstad. 2020. Technical report: ‘out of control’—a review of data sharing by popular mobile apps. *Report for the Norwegian Consumer Council* 14 (2020).
- [29] Matthew Crain. 2018. The limits of transparency: Data brokers and commodification. *new media & society* 20, 1 (2018), 88–104.
- [30] Sylvie Delacroix and Neil D Lawrence. 2019. Bottom-up data trusts: Disturbing the ‘one size fits all’ approach to data governance. *International data privacy law* 9, 4 (2019), 236–252.
- [31] DuckDB. 2024. DuckDB Swift. <https://github.com/duckdb/duckdb-swift>
- [32] DuckDuckGo. 2024. DuckDuckGo iOS. <https://github.com/duckduckgo/ios>
- [33] Adrienne Porter Felt, Elizabeth Ha, Serge Egelman, Ariel Haney, Erika Chin, and David Wagner. 2012. Android permissions: User attention, comprehension, and behavior. In *Proceedings of the eighth symposium on usable privacy and security*. 1–14.
- [34] Yuanyuan Feng, Yaxing Yao, and Norman Sadeh. 2021. A design space for privacy choices: Towards meaningful privacy control in the internet of things. In *Proceedings of the 2021 CHI Conference on Human Factors in Computing Systems*. 1–16.
- [35] Oded Goldreich and Rafail Ostrovsky. 1996. Software protection and simulation on oblivious RAMs. *Journal of the ACM (JACM)* 43, 3 (1996), 431–473.
- [36] Google. 2024. Google. <https://www.google.com/>
- [37] Google. 2024. Google Cloud. <https://cloud.google.com/>
- [38] gRPC Authors. 2024. gRPC. <https://grpc.io/>
- [39] Hana Habib and Lorrie Faith Cranor. 2022. Evaluating the usability of privacy choice mechanisms. In *Eighteenth Symposium on Usable Privacy and Security (SOUPS 2022)*. 273–289.
- [40] Margaret Hagen. 2016. {User-Centered} Privacy Communication Design. In *Twelfth Symposium on Usable Privacy and Security (SOUPS 2016)*.
- [41] Ada Lovelace Institute. 2021. Exploring legal mechanisms for data stewardship. *Ada Lovelace Institute and UK AI Council* (2021).
- [42] Charles I Jones and Christopher Tonetti. 2020. Nonrivalry and the Economics of Data. *American Economic Review* 110, 9 (2020), 2819–2858.
- [43] Karthik Kumar, Jibang Liu, Yung-Hsiang Lu, and Bharat Bhargava. 2013. A survey of computation offloading for mobile systems. *Mobile networks and Applications* 18 (2013), 129–140.
- [44] Samuel R Madden, Michael J Franklin, Joseph M Hellerstein, and Wei Hong. 2005. TinyDB: an acquisitional query processing system for sensor networks. *ACM Transactions on database systems (TODS)* 30, 1 (2005), 122–173.
- [45] Meta. 2024. Instagram. <https://about.meta.com/technologies/instagram/>
- [46] Netflix. 2024. Netflix. <https://www.netflix.com/>
- [47] Nextcloud. 2024. Nextcloud iOS app. <https://github.com/nextcloud/ios>
- [48] Helen Nissenbaum. 2004. Privacy as contextual integrity. *Wash. L. Rev.* 79 (2004), 119.
- [49] Jonathan A Obar and Anne Oeldorf-Hirsch. 2020. The biggest lie on the internet: Ignoring the privacy policies and terms of service policies of social networking services. *Information, Communication & Society* 23, 1 (2020), 128–147.
- [50] OpenWeatherMap. 2024. OpenWeatherMap API for current weather data. <https://openweathermap.org/current>
- [51] Raluca Ada Popa. 2024. Confidential Computing or Cryptographic Computing? Tradeoffs between cryptography and hardware enclaves. *Queue* 22, 2 (2024), 108–132.
- [52] Eric Posner and Eric Weyl. 2018. *Radical markets: Uprooting capitalism and democracy for a just society*. Princeton University Press.
- [53] Prashanth Rajivan and Jean Camp. 2016. Influence of privacy attitude and privacy cue framing on android app {Choices}. In *Twelfth Symposium on Usable Privacy and Security (SOUPS 2016)*.
- [54] Mozilla research. 2020. What Does it Mean? | Shifting Power Through Data Governance. <https://foundation.mozilla.org/en/data-futures-lab/data-for-empowerment/shifting-power-through-data-governance/>
- [55] Mohamed Sabt, Mohammed Achemlal, and Abdelmadjid Bouabdallah. 2015. Trusted execution environment: What it is, and what it is not. In *2015 IEEE Trustcom/BigDataSE/ISPA*, Vol. 1. IEEE, 57–64.
- [56] Mark Sandler, Andrew Howard, Menglong Zhu, Andrey Zhmoginov, and Liang-Chieh Chen. 2018. Mobilenetv2: Inverted residuals and linear bottlenecks. In *Proceedings of the IEEE conference on computer vision and pattern recognition*. 4510–4520.
- [57] Florian Schaub, Rebecca Balebako, Adam L Durity, and Lorrie Faith Cranor. 2015. A design space for effective privacy notices. In *Eleventh symposium on usable privacy and security (SOUPS 2015)*. 1–17.
- [58] Canadian Digital Service. 2024. COVID Alert Mobile App. <https://github.com/cds-snc/covid-alert-app>
- [59] Signal. 2022. Technology Deep Dive: Building a Faster ORAM Layer for Enclaves. <https://signal.org/blog/building-faster-oram/>
- [60] Signal. 2024. Signal iOS. <https://github.com/signalapp/Signal-iOS>
- [61] Simplenote. 2024. Simplenote for iOS. <https://github.com/automattic/simplenote-ios>

- [62] Joshua Tan, Khanh Nguyen, Michael Theodorides, Heidi Negrón-Arroyo, Christopher Thompson, Serge Egelman, and David Wagner. 2014. The effect of developer-specified explanations for permission requests on smartphone user behavior. In *Proceedings of the SIGCHI Conference on Human Factors in Computing Systems*. 91–100.
- [63] VLC. 2024. *VLC media player*. <https://github.com/videolan/vlc>
- [64] Wikipedia. 2024. *Wikipedia iOS*. <https://github.com/wikimedia/wikipedia-ios>
- [65] WordPress. 2024. *WordPress for iOS*. <https://github.com/wordpress-mobile/WordPress-iOS>
- [66] Siyuan Xia, Zhiru Zhu, Chris Zhu, Jinjin Zhao, Kyle Chard, Aaron J Elmore, Ian Foster, Michael Franklin, Sanjay Krishnan, and Raul Castro Fernandez. 2023. Data station: delegated, trustworthy, and auditable computation to enable data-sharing consortia with a data escrow. *arXiv preprint arXiv:2305.03842* (2023).
- [67] Yue Xiao, Zhengyi Li, Yue Qin, Xiaolong Bai, Jiale Guan, Xiaojing Liao, and Luyi Xing. 2023. Lalaine: Measuring and Characterizing {Non-Compliance} of Apple Privacy Labels. In *32nd USENIX Security Symposium (USENIX Security 23)*. 1091–1108.
- [68] Jinyan Zang, Krysta Dummit, James Graves, Paul Lisker, and Latanya Sweeney. 2015. Who knows what about me? A survey of behind the scenes personal data sharing to third parties by mobile apps. *Technology Science* 30 (2015), 2–1.
- [69] Shikun Zhang, Yuanyuan Feng, Yaxing Yao, Lorrie Faith Cranor, and Norman Sadeh. 2022. How usable are ios app privacy labels? *UMBC Faculty Collection* (2022).
- [70] Shikun Zhang and Norman Sadeh. 2023. Do privacy labels answer users' privacy questions. In *Network and Distributed System Security Symposium*.
- [71] Shoshana Zuboff. 2015. Big other: surveillance capitalism and the prospects of an information civilization. *Journal of information technology* 30, 1 (2015), 75–89.

Received 20 February 2007; revised 12 March 2009; accepted 5 June 2009