

RAGEval: Scenario Specific RAG Evaluation Dataset Generation Framework

Kunlun Zhu^{15*}, Yifan Luo^{1*}, Dingling Xu^{2*}, Ruobing Wang³, Shi Yu¹, Shuo Wang¹
Yukun Yan^{1†}, Zhenghao Liu⁴, Xu Han¹, Zhiyuan Liu^{1†}, Maosong Sun¹

¹Tsinghua University, ²Beijing Normal University,

³University of Chinese Academy of Sciences ⁴Northeastern University

⁵University of Illinois Urbana-Champaign

yanyk.thu@gmail.com

Abstract

Retrieval-Augmented Generation (RAG) is a powerful approach that enables large language models (LLMs) to incorporate external knowledge. However, evaluating the effectiveness of RAG systems in specialized scenarios remains challenging due to the high costs of data construction and the lack of suitable evaluation metrics. This paper introduces **RAGEval**, a framework designed to assess RAG systems across diverse scenarios by generating high-quality documents, questions, answers, and references through a schema-based pipeline. With a focus on factual accuracy, we propose three novel metrics—Completeness, Hallucination, and Irrelevance—to rigorously evaluate LLM-generated responses. Experimental results show that RAGEval outperforms zero-shot and one-shot methods in terms of clarity, safety, conformity, and richness of generated samples. Furthermore, the use of LLMs for scoring the proposed metrics demonstrates a high level of consistency with human evaluations. RAGEval establishes a new paradigm for evaluating RAG systems in real-world applications. The code and dataset are released at <https://github.com/OpenBMB/RAGEval>.

1 Introduction

Retrieval-augmented generation (RAG) systems are attracting growing attention (Gao et al., 2023; Asai et al., 2024) due to their ability to enable large language models (LLMs) to incorporate external knowledge, which is critical in fields such as medical, finance, and law, where factual accuracy is paramount. However, these methods remain prone to hallucination, caused by noise introduced during the retrieval process and LLMs’ limited capacity to fully utilize the retrieved information. As a result,

* Equal contribution; in random order; each reserves the right to be listed first. Work down while at Tsinghua University.

† Corresponding authors.

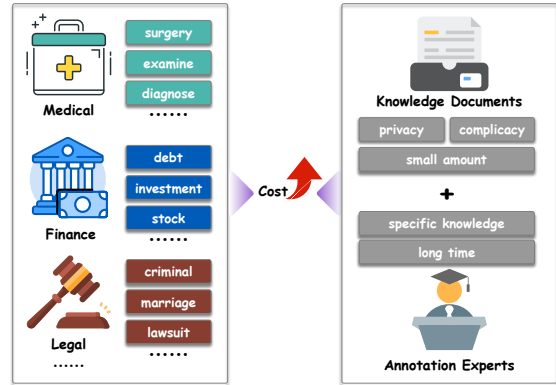


Figure 1: The challenges of building scenario-specific RAG evaluation datasets stem from two aspects: scenario coverage and annotation costs.

evaluating RAG systems is essential for ensuring their reliability in real-world applications.

Although several RAG benchmarks (Joshi et al., 2017; Nguyen et al., 2017; Kwiatkowski et al., 2019; Chen et al., 2024b; Lyu et al., 2024) exist across both general and specialized domains, they suffer from limited coverage of diverse scenarios and insufficient metrics. This shortfall impedes accurate evaluations in contexts requiring domain-specific knowledge or factual precision (Bruckhaus, 2024). For instance, in finance, knowledge relevant to microeconomic behavior differs significantly from that needed for macroeconomic policy analysis.

Developing scenario-specific evaluation datasets could address this issue, but it presents substantial challenges as shown in Figure 1. Real-world scenarios are complex and dynamic, making comprehensive manual data coverage difficult. Additionally, large-scale data collection is often constrained by privacy concerns and logistical limitations. Lastly, generating high-quality data demands specialized expertise, which increases labor and time costs.

To address these issues, we propose **RAGEval**,

a universal framework capable of rapidly generating scenario-specific RAG evaluation datasets. Given a few seed documents, RAGEval summarizes a schema that encapsulates essential knowledge, which is then used to generate questions, answers, and references as evaluation samples. Additionally, several factual key points are extracted from each answer to better estimate the quality of RAG system predictions.

In addition to data, evaluation metrics are a critical factor in assessing RAG systems. Some existing approaches (Yang et al., 2018; Joshi et al., 2017; Kwiatkowski et al., 2019) rely on traditional generation metrics, such as F1, ROUGE-L, and BLEU. However, these methods often fail when applied to long-form or complex responses. Other approaches (Es et al., 2024; Saad-Falcon et al., 2023) use LLMs to directly evaluate response quality, but they struggle to ensure numerical stability and comparability. To address these limitations, we propose three novel metrics: Completeness, Hallucination, and Irrelevance. Grounded in factual key points, these metrics offer an effective, stable, and comparable scoring method, making them better suited for evaluating the factual accuracy and relevance of RAG system outputs.

Our main contributions are as follows: (1) We propose RAGEval, a novel framework for generating scenario-specific RAG evaluation datasets. (2) We introduce three metrics designed to better assess the factual accuracy of generated answers. (3) We develop a new RAG benchmark, DragonBall, and conduct experiments to provide a comprehensive analysis of both the retrieval and generation components of RAG systems.

2 Related Work

The landscape of question-answering (QA) and RAG evaluation has evolved significantly in recent years. Traditional open-domain QA benchmarks such as HotpotQA (Yang et al., 2018), TriviaQA (Joshi et al., 2017), MS Marco (Nguyen et al., 2017), Natural Questions (Kwiatkowski et al., 2019), 2WikiMultiHopQA (Ho et al., 2020), and KILT (Petroni et al., 2021) have long served as foundational datasets. However, these benchmarks face limitations in evaluating modern RAG systems, including potential data leakage and inadequate assessment of nuanced outputs.

A new generation of RAG-specific benchmarks are proposed to address these shortcomings. RGB

(Chen et al., 2024b) assesses LLMs’ ability to leverage retrieved information, focusing on noise robustness and information integration. CRUD-RAG (Lyu et al., 2024) expands the scope by categorizing RAG applications into Create, Read, Update, and Delete operations. CRAG (Yang et al., 2024) increases domain coverage and introduces mock APIs to simulate real-world retrieval scenarios. MultiHop-RAG (Tang and Yang, 2024) focuses on complex queries requiring multi-hop reasoning across multiple documents. RAGBench (Friel et al., 2024) strengthens explainability in evaluating RAG in various domains.

While these benchmarks offer valuable insights, they are still confined to predefined domains. Our approach aims to address this limitation by providing a framework that offers higher contextual agility, allowing for the design of scenario-specific factual queries. This facilitates the fine-tuning of the entire RAG system, ensuring better alignment with the unique demands of each application scenario.

Traditional RAG evaluation relied on established NLP metrics like F1, BLEU, ROUGE-L, and EM for answer generation while using Hit Rate, MRR, and NDCG for retrieval assessment (Liu, 2023; Nguyen, 2023). However, these metrics lack the nuance needed for evaluating RAG’s generative capabilities.

More recent approaches incorporate LLMs in the evaluation process. RAGAS (Es et al., 2024) and ARES (Saad-Falcon et al., 2023) use LLM-generated data to evaluate contextual relevance, faithfulness, and informativeness, without relying on ground truth references. RGB (Chen et al., 2024b) introduces task-oriented metrics focusing on noise robustness, negative rejection, information integration, and counterfactual robustness. RAGTruth (Niu et al., 2024) design a corpus for RAG hallucination evaluation.

Contemporary frameworks employ a combination of metrics to assess both retrieval and generation capabilities (Gao et al., 2023). These methods often use general quality scores to evaluate RAG performance across information retrieval and generation stages, with some introducing automated LLM-based evaluation to reduce human evaluation costs (Liu et al., 2023).

Our work builds on these advancements by introducing three keypoints-based evaluation metrics and two adapted retrieval metrics, aiming to provide a more comprehensive assessment of the RAG

pipeline in various scenarios.

3 Method

In this section, we elaborate on the proposed RAGEval. The overall generation process can be summarized as follows:

$$\mathcal{S} \rightarrow \mathcal{C} \rightarrow \mathcal{D} \rightarrow (\mathcal{Q}, \mathcal{A}) \rightarrow \mathcal{R} \rightarrow \text{Keypoints}$$

This sequence represents the flow from schema summary (\mathcal{S}) to configuration generation (\mathcal{C}), followed by document generation (\mathcal{D}). Question-answer pairs (\mathcal{Q}, \mathcal{A}) are then generated from the document, and relevant references (\mathcal{R}) are extracted to support the answers. Finally, keypoints are extracted to capture critical information from the answers.

3.1 Schema Summary

In scenario-specific text generation, a schema \mathcal{S} is defined as an abstract representation of key scenario-specific elements that encapsulate essential factual knowledge from input documents, such as clinical symptoms in medical contexts. The schema \mathcal{S} serves as the backbone for ensuring content diversity and reliability in generation. This generalized structure enables consistent outputs that align with professional standards across different scenarios.

We propose a method in which, given a few seed documents, RAGEval captures key scenario knowledge by summarizing the schema \mathcal{S} . Specifically, we utilize GPTs for schema extraction and summarization. After generating an initial schema from selected seed documents, this schema \mathcal{S} is iteratively refined by experts familiar with both the specific scenario and AI, ensuring it is both comprehensive and generalized enough to support content generation across sub-scenarios. For instance, in financial reporting, the schema can encompass various industries, such as agriculture or aviation, covering key elements like organizations, events, and dates. By generalizing the schema, our method supports diverse generation tasks, ensuring scalability while avoiding overly specific instance details. An example schema for the legal domain is provided in the appendix (see Figure 4).

3.2 Document Generation

Generating scenario-specific documents with rich factual information and internal consistency is essential for effective dataset creation. To achieve this, we first generate configurations \mathcal{C} derived from

the schema \mathcal{S} established in Stage 1. These configurations serve as references and constraints for text generation, ensuring consistency across different parts of the document.

Configurations \mathcal{C} are generated using a hybrid approach that combines rule-based methods and LLMs to assign values to schema elements. Rule-based methods, including selecting values randomly from predefined options specified by scenario experts, ensure high accuracy and factual consistency for structured data, while LLMs generate more complex or diverse content, providing a balance between consistency and creativity. For instance, in financial reports, configurations may include various sectors like "agriculture", "aviation", and "construction", covering multiple aspects of each domain. An example configuration for the law scenario is provided in the appendix (see Figure 5).

The document \mathcal{D} is then generated by GPT-4o casting the factual information from configuration \mathcal{C} into a structured narrative format, appropriate for the specific scenario. For example, in medical records, the generated document may include categories like "patient information", "medical history", and "treatment plan" to ensure accuracy and relevance. In financial reports, we provide a summary of the company to maintain continuity, and use different sections to cover "Financial Report", "Corporate Governance", and "Environmental and Social Responsibility."

3.3 QRA Generation

In this subsection, we describe the process of generating Question-Reference-Answer (QRA) triples using the given documents \mathcal{D} and configurations \mathcal{C} to create an evaluation framework for information retrieval and reasoning. The goal is to ensure that generated content can be evaluated comprehensively across multiple aspects of information understanding.

Initializing QA Pairs. We utilize configurations \mathcal{C} to guide the generation of questions and initial answers. The configurations are embedded within prompts to ensure that generated questions are specific and answers are precise. We address different types of questions, such as factual, multi-hop reasoning, summarization, and multi-document questions, aimed at evaluating various facets of language understanding. The GPT-4o model is provided with instructions and examples for each question type, resulting in targeted questions \mathcal{Q} and

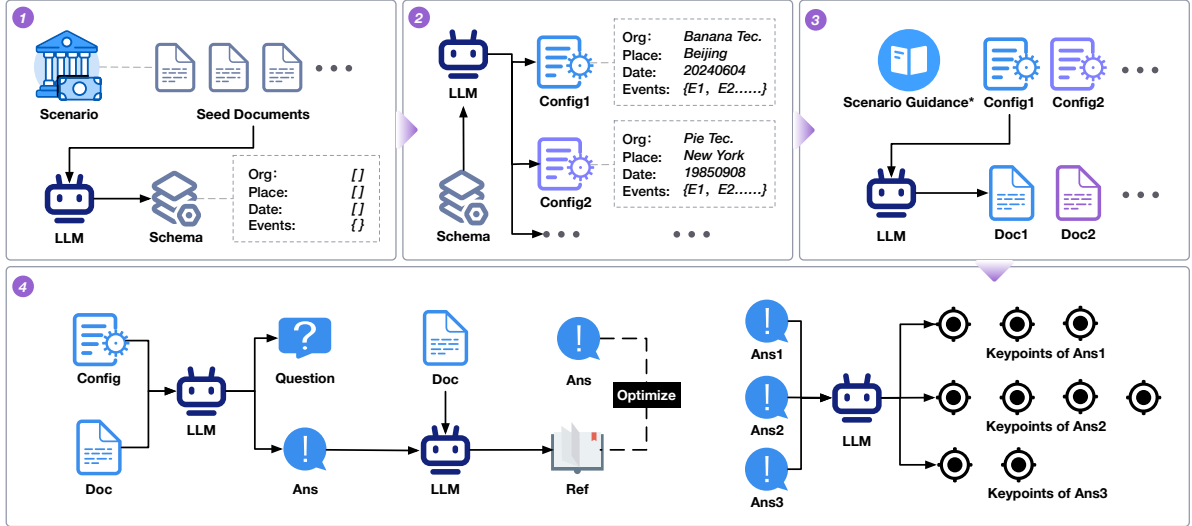


Figure 2: RAGEval Progress: ① summarizing a schema containing specific knowledge from seed documents. ② filling in factual information based on this schema to generate diverse configurations. ③ generating documents according to the configurations. ④ creating evaluation data composed of questions, answers, and references derived from the configurations and documents.

initial answers \mathcal{A} . Specific prompts and examples are detailed in the appendix.

Extracting References. Using the constructed questions \mathcal{Q} and initial answers \mathcal{A} , we extract relevant information fragments (references) \mathcal{R} from the documents \mathcal{D} . This is done using an extraction prompt that ensures the generated answers are grounded in the source material for reliability and traceability. Extracting these references enhances the comprehensiveness and consistency of the generated content.

Optimizing Answers and References. To ensure alignment between answers \mathcal{A} and references \mathcal{R} , we iteratively refine the answers. If references contain content missing in the answers, it is supplemented. Conversely, if the answers contain unsupported content, we either find the relevant references or remove the unsupported parts. This step reduces hallucinations and ensures that the final answers are accurate and well-supported by \mathcal{R} .

Generating Keypoints. Keypoints are generated from answers \mathcal{A} for each question \mathcal{Q} to capture the critical information in responses. We employ a predefined prompt with in-context learning, including examples across different scenarios and question types. Typically, each response is distilled into 3-5 keypoints encompassing essential factual details, relevant inferences, and conclusions. This keypoint extraction supports a precise and reliable evaluation of generated content.

3.4 DragonBall Dataset

Leveraging the aforementioned generation method, we construct the DragonBall dataset, which stands for **Diverse RAG Omni-Benchmark for All** scenarios. This dataset encompasses a wide array of texts and related RAG questions across three critical scenarios: finance, law, and medical. Moreover, the dataset includes both Chinese and English texts, providing a comprehensive resource for multilingual and scenario-specific research. In total, we have 6711 questions in our dataset. More details on the generated Dragonball dataset can be found in the appendix B, C, including the human evaluations about the quality of the generated data.

3.5 Evaluation Metrics for RAG Systems

In this work, we propose a comprehensive evaluation framework for RAG systems, considering both retrieval and generation components.

We define multiple metrics to evaluate the model’s effectiveness and efficiency in the retrieval phase. These metrics are designed explicitly for RAG systems, considering the situations when generating with incomplete and noisy information.

3.5.1 Retrieval Metrics

Recall. We introduce the RAG Retrieval Recall metric to evaluate the effectiveness of the retrieval process in matching ground truth references. The

Recall is formally defined as

$$\text{Recall} = \frac{1}{n} \sum_{i=1}^n \mathbb{1}(M(G_i, \mathcal{R})), \quad (1)$$

where n is the total number of ground truth references, G_i denotes the i -th ground truth reference, $\mathcal{R} = \{R_1, R_2, \dots, R_k\}$ represents the set of retrieved references, $M(G_i, \mathcal{R})$ is a boolean function that returns true if all sentences in G_i are found in at least one reference in \mathcal{R} , and false otherwise, and $\mathbb{1}(\cdot)$ is the indicator function, returning 1 if the condition is true and 0 otherwise.

This metric assesses the alignment between retrieved and ground truth references at the sentence level. A ground truth reference is considered successfully recalled if all its constituent sentences are present in at least one of the retrieved references.

Effective Information Rate (EIR). This metric quantifies the proportion of relevant information within the retrieved passages, ensuring that the retrieval process is both accurate and efficient in terms of information content. It is calculated as

$$\text{EIR} = \frac{\sum_{i=1}^m |G_i \cap R_t|}{\sum_{j=1}^k |R_j|}, \quad (2)$$

where G_i is the i -th ground truth reference, R_t is the set of total retrieved passages, m is the number of ground truth references successfully matched, $|G_i \cap R_t|$ represents the number of words in the intersection of the i -th ground truth reference and the concatenated retrieved passages R_t , calculated only if G_i is matched in R_t , $|R_j|$ represents the total number of words in the j -th retrieved passage, and k is the total number of retrieved passages.

To calculate $|G_i \cap R_t|$ at the sentence level, follow these steps: 1) divide G_i into individual sentences, 2) for each sentence in G_i , check if it matches any sentence in R_t , 3) calculate the number of words in the matched sentences, and 4) sum the number of words from all matched sentences to get $|G_i \cap R_t|$. This ensures that the overlap is calculated based on sentence-level matches, providing a more granular and accurate measure of relevant information within the retrieved passages.

3.5.2 Generation Metrics

For the generation component, we introduce novel metrics tailored for RAG evaluation. These metrics provide a comprehensive evaluation of the quality and reliability of generated answers.

Completeness. Completeness measures how well the generated answer captures the key information from the ground truth. We employ a large language model (LLM) to generate a set of key points $K = \{k_1, k_2, \dots, k_n\}$ from the ground truth. The Completeness score is then calculated as the proportion of key points semantically covered by the generated answer A :

$$\text{Comp}(A, K) = \frac{1}{|K|} \sum_{i=1}^n \mathbb{1}[A \text{ covers } k_i], \quad (3)$$

where $\mathbb{1}[\cdot]$ is an indicator function that evaluates to 1 if the generated answer A semantically covers the key point k_i , and 0 otherwise. Here, ‘‘covers’’ means that the generated answer contains information consistent with and correctly representing the key point. Specifically, for a key point to be considered covered, the generated answer must not only include the relevant information but also present it accurately without contradictions or factual errors.

Hallucination. Hallucination identifies instances where the content contradicts key points, highlighting potential inaccuracies. The Hallucination score is calculated as

$$\text{Hallu}(A, K) = \frac{1}{|K|} \sum_{i=1}^n \mathbb{1}[A \text{ contradicts } k_i], \quad (4)$$

where $\mathbb{1}[\cdot]$ is an indicator function that evaluates to 1 if the generated answer A contradicts the key point k_i , and 0 otherwise.

Irrelevancy. Irrelevancy assesses the proportion of key points from the ground truth that are neither covered nor contradicted by the generated answer. Irrelevancy quantifies the proportion of key points neither covered nor contradicted, indicating areas where the answer fails to engage with relevant information. The Irrelevancy score is calculated as

$$\text{Irr}(A, K) = 1 - \text{Comp}(A, K) - \text{Hallu}(A, K). \quad (5)$$

These metrics—Completeness, Hallucination, and Irrelevancy—together pinpoint specific strengths and weaknesses of RAG models, ensuring generated answers are informative, accurate, and relevant, thereby enhancing their overall quality and trustworthiness.

4 Experiments

In this section, we first introduce the experimental setup using RAGEval for evaluation. Then, we

present the results of both the generation and retrieval stages, and explain the effectiveness of the metrics proposed in this work. Finally, we discuss our analysis of the factors that influence the performance of the RAG system.

4.1 Setup

In our main experiments in Table 1, the BGE-Large (Xiao et al., 2024) model is deployed with language-specific versions for Chinese and English with the following hyperparameters: the TopK retrieved documents is set to 5, the retrieval batch size is 256, and we enable the use of fp16 precision for the retrieval model to optimize performance. The maximum length for the retrieval query is capped at 128 tokens. The default chunk size is set to 512 without overlaps; we also add meta-information about the basic information, such as the name of the company, patient, etc., to help retrieval. For generation, the maximum input length for the query generator is set to 4096 tokens, and the generator processes batches of 5. The generation parameters include a maximum of 256 new tokens per output.

We use the model’s default generation configurations, such as temperature and TopP. When the model does not have default generation configurations, the hugging face’s default generation configurations will be applied. ChatGPT series models’ temperature and TopP are set to 0.2 and 1.0, generating one response per query.

4.2 Generation Performance Comparison

In this experiment, we compare the performance of nine popular open/close-sourced generation models with different parameter sizes, including MiniCPM-2B-sft (Hu et al., 2024), Baichuan-2-7B-chat (Yang et al., 2023), Llama3-8B-Instruct (AI@Meta, 2024), Qwen1.5-7B/14B-chat (Bai et al., 2023), Qwen2-7B-Instruct (Bai et al., 2023), GPT-3.5-Turbo, and GPT-4o. We use the same input prompt to compare the outputs of the different generation models. We choose the first 50 questions of all question types for each scenario and language for evaluation. The overall experimental results of the different generation models are shown in Table 1.

GPT-4o shows superior generation performance. The results support the validity of our proposed keypoints-based evaluation. Specifically, GPT-4o achieves the highest Completeness scores of 51.87% (CN) and 68.45% (EN), and the lowest Irrelevance score in English at 15.20%. Despite

GPT-4o currently having the best overall scores, the performance gap with the top open-source models is relatively small, indicating the potential for further advancements in open-source models. Specifically, GPT-4o’s Completeness score in Chinese (51.87%) is only 2.61 higher than Qwen1.5-14B-chat’s, and its score in English (68.45%) is just 3.21 higher than Llama3-8B-Instruct’s.

Larger models typically performed better within the same series. For example, Qwen1.5-14B-chat outperforms Qwen1.5-7B-chat, achieving higher Completeness scores of 49.26% (CN) and 60.53% (EN).

Smaller models may be competitive with larger ones. MiniCPM-2B achieves remarkable Completeness in Chinese (41.14%), surpassing larger models like Baichuan-2-7B-chat and Qwen1.5-7B-chat. In English, MiniCPM-2B also demonstrates strong performance with a score of 54.84%, nearly matching Baichuan-2-7B-chat’s 54.98%.

Best-performing open-source models. Llama3-8B-Instruct shows the best performance in English, while Qwen1.5-14B-chat leads in Chinese.

4.3 Retrieval Performance Comparison

Our experiments are conducted using the Llama3-8B-Instruct model on the DragonBall finance dataset, with evaluations performed in both Chinese and English for retrieval experiments. All other parameters are consistent with the previous experimental setup.

Language-specific optimization is crucial. In English, the GTE-Large (Li et al., 2023) model achieves the highest Recall (67.10%) and a strong EIR score (12.64%), highlighting its robustness in retrieving relevant information with minimal noise. However, its performance in Chinese is less effective, with a Recall of 58.99%. Conversely, the BGE-M3 (Chen et al., 2024a) model excelled in the Chinese setting, achieving the best Recall (85.96%), Completeness (69.80%), and lowest Hallucination (20.04%) and Irrelevance (10.10%) scores.

The effectiveness of EIR and Recall. For instance, in the Chinese setting, BGE-M3 achieves the highest Recall (85.96%) and EIR (5.19%), which corresponds with the best Completeness score (69.80%) and lowest Hallucination rate (20.04%). In the English setting, GTE-Large’s highest Recall (67.10%) and strong EIR (12.64%)

Model	Completeness (\uparrow)		Hallucination (\downarrow)		Irrelevance (\downarrow)		Rouge-L (\uparrow)	
	CN	EN	CN	EN	CN	EN	CN	EN
MiniCPM-2B-sft	41.14	54.84	40.80	21.15	18.03	24.01	27.73	25.05
Baichuan-2-7B-chat	40.09	54.98	41.81	22.12	18.09	22.90	32.62	30.39
Qwen1.5-7B-chat	39.83	57.04	40.58	19.53	19.57	23.40	20.40	18.62
Qwen2-7B-Instruct	45.64	60.52	38.29	19.55	15.96	19.88	20.35	21.82
Llama3-8B-Instruct	44.27	65.24	38.88	15.82	16.79	18.94	19.82	24.06
Qwen1.5-14B-chat	49.26	60.53	34.40	17.95	16.30	21.52	26.11	23.30
GPT3.5-Turbo	47.74	65.40	36.01	19.01	16.26	15.56	23.09	25.63
GPT-4o	51.87	68.45	27.97	16.36	19.72	15.20	15.27	21.90

Table 1: Overall model performance results (%) in generation. We test 8 different models, including both open-source and close-source APIs. The open-source model size ranges from 2B to 14B.

Model	Retrieval				Generation					
	Recall (\uparrow)		EIR (\uparrow)		Completeness (\uparrow)		Hallucination (\downarrow)		Irrelevance (\downarrow)	
	CN	EN	CN	EN	CN	EN	CN	EN	CN	EN
BM25	78.13	60.58	4.52	10.71	63.16	66.49	24.41	12.64	12.42	20.87
GTE-Large	58.99	67.10	3.52	12.64	53.37	69.21	28.51	10.42	18.13	20.37
BGE-Large	70.35	65.85	4.45	12.76	57.80	70.77	27.94	11.29	14.26	17.95
BGE-M3	85.96	62.19	5.19	11.73	69.80	65.56	20.04	12.54	10.10	21.90

Table 2: The performance results (%) of various retrieval models on both Chinese and English datasets. The primary metrics evaluated include Recall, EIR, Completeness, Hallucination, and Irrelevance.

also correlate with high Completeness (69.21%) and a low Hallucination rate (10.42%). These results confirm the effectiveness of Recall and EIR as key indicators for retrieval quality and as predictors of generation outcomes.

4.4 Hyperparameter Comparison

Our experiments, conducted using the Llama3-8B-Instruct model on the DragonBall finance dataset, evaluate the impact of common RAG settings, specifically TopK retrieval and chunk size, on model performance in both Chinese and English. The results, summarized in Table 3, highlight several key observations and insights:

4.4.1 TopK Retrieval Observations

Recall improves with higher TopK. As expected, Recall improves with higher TopK values. Specifically, Recall increases from 46.67% at TopK=2 to 72.59% at TopK=6 in Chinese, and from 56.85% at TopK=2 to 75.42% at TopK=6 in English. These improvements suggest that higher TopK values enable the model to retrieve more relevant information, which is crucial for enhancing overall retrieval effectiveness.

Generation metrics improve with increased Recall. The improvements in Recall due to increased TopK values are reflected in the generation metrics, demonstrating a positive correlation between retrieval performance and generation quality. For Chinese, Completeness improves significantly from 50.04% at TopK=2 to 58.35% at TopK=6. Similarly, for English, Completeness rises from 56.82% at TopK=2 to 70.87% at TopK=6. These results indicate that retrieving more relevant documents (higher TopK) leads to more complete and accurate responses, with reduced hallucination, highlighting the direct impact of improved retrieval on generation quality.

4.5 Chunk Size Impact

Trade-offs in generation metrics. The best retrieval performance does not always correspond to the best generation metrics. For Chinese, the 512-2 setting achieves the highest Completeness (49.32%) despite having lower Recall, whereas for English, the 128-8 setting leads in Completeness (66.83%). Hallucination rates are lowest with the 128-8 setting for both languages (28.61% for

Settings	Retrieval				Generation					
	Recall (\uparrow)		EIR (\uparrow)		Completeness (\uparrow)		Hallucination (\downarrow)		Irrelevance (\downarrow)	
	CN	EN	CN	EN	CN	EN	CN	EN	CN	EN
<i>TopK</i>										
2	47.78	51.65	7.36	23.45	50.04	56.82	32.26	16.93	17.70	26.25
4	64.84	62.98	5.07	14.93	55.17	65.03	31.27	13.03	13.52	21.94
6	74.10	67.68	3.92	11.00	58.35	70.87	29.74	12.27	11.91	16.86
<i>Chunk-TopK</i>										
128-8	51.79	10.12	8.22	3.72	45.49	66.83	28.61	11.68	25.91	21.48
256-4	45.22	29.70	8.03	11.24	48.55	65.09	31.96	12.41	19.44	22.50
512-2	47.78	51.65	7.36	23.45	49.32	56.09	31.95	16.35	18.73	27.56

Table 3: TopK & Chunk-TopK Performance Results (%).

CN, 11.68% for EN), suggesting that using smaller chunks may help reduce hallucination.

Balancing Retrieval and Generation Performance. In Chinese setting, smaller chunks (128-8) generally lead to better retrieval results and lower hallucination, while larger chunks sometimes improve completeness. The optimal chunk size should be chosen based on task requirements, balancing retrieval accuracy, completeness, and hallucination reduction.

These results emphasize the importance of careful tuning and a holistic approach that balances both retrieval and generation metrics.

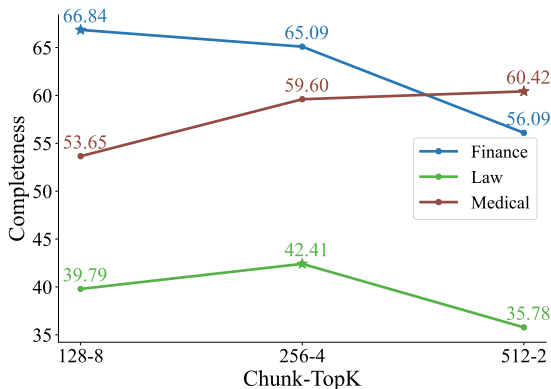


Figure 3: Results (%) of Completeness of different scenarios under different Chunk-TopK settings in English.

4.6 Scenario Specific Experiments

We test the Llama3-instruct model on three scenarios in English in our Dragonball dataset with three chunk-topk settings. The other experiment settings are the same as the main experiment 4.1.

Difficulty varies across scenarios. The results, shown in Figure 3, indicate that different scenarios exhibit varying difficulty levels. For instance, the Finance scenario had the highest Completeness (66.84%) under the 128-8 setting, making it the easiest scenario, whereas the Law scenario had the lowest Completeness (39.79%), making it the hardest.

Scenario-specific optimal settings. Different scenarios have different optimal hyperparameter settings. For example, the best chunk-topk setting for the Finance scenario was 128-8, for the Medical scenario it was 512-2, and for the Law scenario it was 256-4. This highlights the need for scenario-specific tuning to achieve the best performance.

Importance of Scenario-Specific Testing. The above results demonstrate the necessity of testing RAG systems under different settings for different scenarios, supporting our research intuition to generate scenario-specific datasets.

5 Conclusion

This paper introduces RAGEval, a framework for rapidly generating scenario-specific datasets to evaluate RAG systems. Our approach addresses the limitations of existing benchmarks by prioritizing factual accuracy and scenario-specific knowledge, which are critical across industries. Experimental results show that our metrics offer a more comprehensive and accurate RAG assessment in specific scenarios compared to conventional ones. GPT-4o outperforms overall, but the performance gap with top open-source models is small, showing potential for improvement. Our experiments also demon-

strate that scenario-specific settings are crucial for RAG assessment. Future work could explore extending the framework to diverse scenarios and further close the performance gap in RAG systems.

6 Limitations

Here are some limitations we want to address:

First, the text generation component relies heavily on LLMs, which are known to occasionally produce hallucinations or inaccuracies. Although we aim to base our constructed scenarios on fundamental facts such as legal principles and medical facts, there remains a risk that the generated content may include erroneous or misleading information. However, we have taken measures to mitigate this by carefully designing prompts and incorporating validation steps to ensure the generated data is as accurate as possible.

Second, in our effort to avoid issues related to privacy and intellectual property, we construct fictional events rather than using real user data or proprietary company information. While this approach mitigates legal and ethical concerns and ensures the safety and controllability of the technology, it may limit the realism of the dataset. Nonetheless, we believe that our synthetic data, grounded in factual principles, provides a valuable and effective means to evaluate RAG systems without compromising privacy or intellectual property rights.

Third, the cost associated with using the most advanced closed-source models for both evaluation and dataset generation is a significant consideration. To address this issue, we suggest that open-source models can be used as substitutes, which can reduce costs while still providing reasonable performance. Additionally, we will provide a version of the evaluation prompts that uses fewer tokens to further decrease computational expenses. In our study, we opted to use the best setting available to ensure the accuracy and reliability of our results.

Furthermore, due to schema and configuration limitations, the length of each article is limited, generally less than 10,000 tokens, making it challenging to test scenarios requiring extremely long contexts. To mitigate this, we aggregate all articles within a specific field during testing to increase the difficulty for the retrieval model. This approach better simulates real-world RAG scenarios and enhances the robustness of our evaluation.

Finally, while our open-source framework is explicitly intended for academic research pur-

poses—a measure we have taken to ensure the technology remains safe and controllable—this may limit its applicability for industry practitioners who could benefit from such a tool in commercial settings. We encourage future work to explore ways to adapt our framework for broader use cases while maintaining safety and compliance with legal and ethical standards.

References

- AI@Meta. 2024. [Llama 3 model card](#).
- Akari Asai, Zexuan Zhong, Danqi Chen, Pang Wei Koh, Luke Zettlemoyer, Hannaneh Hajishirzi, and Wen-tau Yih. 2024. Reliable, adaptable, and attributable language models with retrieval. *arXiv preprint arXiv:2403.03187*.
- Jinze Bai, Shuai Bai, Yunfei Chu, Zeyu Cui, Kai Dang, Xiaodong Deng, Yang Fan, Wenbin Ge, Yu Han, Fei Huang, Binyuan Hui, Luo Ji, Mei Li, Junyang Lin, Runji Lin, Dayiheng Liu, Gao Liu, Chengqiang Lu, Keming Lu, Jianxin Ma, Rui Men, Xingzhang Ren, Xuancheng Ren, Chuanqi Tan, Sinan Tan, Jianhong Tu, Peng Wang, Shijie Wang, Wei Wang, Sheng-guang Wu, Benfeng Xu, Jin Xu, An Yang, Hao Yang, Jian Yang, Shusheng Yang, Yang Yao, Bowen Yu, Hongyi Yuan, Zheng Yuan, Jianwei Zhang, Xingxuan Zhang, Yichang Zhang, Zhenru Zhang, Chang Zhou, Jingren Zhou, Xiaohuan Zhou, and Tianhang Zhu. 2023. Qwen technical report. *arXiv preprint arXiv:2309.16609*.
- Tilman Bruckhaus. 2024. [Rag does not work for enterprises](#). *Preprint*, arXiv:2406.04369.
- Jianlyu Chen, Shitao Xiao, Peitian Zhang, Kun Luo, Defu Lian, and Zheng Liu. 2024a. [M3-embedding: Multi-linguality, multi-functionality, multi-granularity text embeddings through self-knowledge distillation](#). In *Findings of the Association for Computational Linguistics ACL 2024*, pages 2318–2335, Bangkok, Thailand and virtual meeting. Association for Computational Linguistics.
- Jiawei Chen, Hongyu Lin, Xianpei Han, and Le Sun. 2024b. Benchmarking large language models in retrieval-augmented generation. In *Proceedings of the AAAI Conference on Artificial Intelligence*, volume 38, pages 17754–17762.
- Shahul Es, Jithin James, Luis Espinosa Anke, and Steven Schockaert. 2024. [RAGAs: Automated evaluation of retrieval augmented generation](#). In *Proceedings of the 18th Conference of the European Chapter of the Association for Computational Linguistics: System Demonstrations*, pages 150–158, St. Julians, Malta. Association for Computational Linguistics.
- Robert Friel, Masha Belyi, and Atindriyo Sanyal. 2024. [Ragbench: Explainable benchmark for](#)

- retrieval-augmented generation systems. *Preprint*, arXiv:2407.11005.
- Yunfan Gao, Yun Xiong, Xinyu Gao, Kangxiang Jia, Jinliu Pan, Yuxi Bi, Yi Dai, Jiawei Sun, and Haofen Wang. 2023. Retrieval-augmented generation for large language models: A survey. *arXiv preprint arXiv:2312.10997*.
- Xanh Ho, Anh-Khoa Duong Nguyen, Saku Sugawara, and Akiko Aizawa. 2020. Constructing a multi-hop qa dataset for comprehensive evaluation of reasoning steps. In *Proceedings of the 28th International Conference on Computational Linguistics*, pages 6609–6625.
- Shengding Hu, Yuge Tu, Xu Han, Chaoqun He, Ganqu Cui, Xiang Long, Zhi Zheng, Yewei Fang, Yuxiang Huang, Weilin Zhao, et al. 2024. Minicpm: Unveiling the potential of small language models with scalable training strategies. *arXiv preprint arXiv:2404.06395*.
- Mandar Joshi, Eunsol Choi, Daniel S Weld, and Luke Zettlemoyer. 2017. Triviaqa: A large scale distantly supervised challenge dataset for reading comprehension. In *Proceedings of the 55th Annual Meeting of the Association for Computational Linguistics (Volume 1: Long Papers)*, pages 1601–1611.
- Tom Kwiatkowski, Jennimaria Palomaki, Olivia Redfield, Michael Collins, Ankur Parikh, Chris Alberti, Danielle Epstein, Illia Polosukhin, Jacob Devlin, Kenton Lee, et al. 2019. Natural questions: a benchmark for question answering research. *Transactions of the Association for Computational Linguistics*, 7:453–466.
- Zehan Li, Xin Zhang, Yanzhao Zhang, Dingkun Long, Pengjun Xie, and Meishan Zhang. 2023. Towards general text embeddings with multi-stage contrastive learning. *arXiv preprint arXiv:2308.03281*.
- Jerry Liu. 2023. Building production-ready rag applications.
- Nelson F. Liu, Tianyi Zhang, and Percy Liang. 2023. Evaluating verifiability in generative search engines. In *Findings of the Association for Computational Linguistics: EMNLP 2023, Singapore, December 6-10, 2023*, pages 7001–7025. Association for Computational Linguistics.
- Yuanjie Lyu, Zhiyu Li, Simin Niu, Feiyu Xiong, Bo Tang, Wenjin Wang, Hao Wu, Huanyong Liu, Tong Xu, and Enhong Chen. 2024. Crud-rag: A comprehensive chinese benchmark for retrieval-augmented generation of large language models. *arXiv preprint arXiv:2401.17043*.
- Isabelle Nguyen. 2023. Evaluating rag part i: How to evaluate document retrieval.
- Tri Nguyen, Mir Rosenberg, Xia Song, Jianfeng Gao, Saurabh Tiwary, Rangan Majumder, and Li Deng. 2017. MS MARCO: A human-generated MACHine reading COMprehension dataset.
- Cheng Niu, Yuanhao Wu, Juno Zhu, Siliang Xu, KaShun Shum, Randy Zhong, Juntong Song, and Tong Zhang. 2024. RAGTruth: A hallucination corpus for developing trustworthy retrieval-augmented language models. In *Proceedings of the 62nd Annual Meeting of the Association for Computational Linguistics (Volume 1: Long Papers)*, pages 10862–10878, Bangkok, Thailand. Association for Computational Linguistics.
- Fabio Petroni, Aleksandra Piktus, Angela Fan, Patrick Lewis, Majid Yazdani, Nicola De Cao, James Thorne, Yacine Jernite, Vladimir Karpukhin, Jean Maillard, Vassilis Plachouras, Tim Rocktäschel, and Sebastian Riedel. 2021. KILT: a benchmark for knowledge intensive language tasks. In *Proceedings of the 2021 Conference of the North American Chapter of the Association for Computational Linguistics: Human Language Technologies*, pages 2523–2544, Online. Association for Computational Linguistics.
- Jon Saad-Falcon, Omar Khattab, Christopher Potts, and Matei Zaharia. 2023. Ares: An automated evaluation framework for retrieval-augmented generation systems. *arXiv preprint arXiv:2311.09476*.
- Yixuan Tang and Yi Yang. 2024. Multihop-rag: Benchmarking retrieval-augmented generation for multi-hop queries.
- Shitao Xiao, Zheng Liu, Peitian Zhang, Niklas Muenighoff, Defu Lian, and Jian-Yun Nie. 2024. C-pack: Packed resources for general chinese embeddings. *Preprint*, arXiv:2309.07597.
- Aiyuan Yang, Bin Xiao, Bingning Wang, Borong Zhang, Ce Bian, Chao Yin, Chenxu Lv, Da Pan, Dian Wang, Dong Yan, et al. 2023. Baichuan 2: Open large-scale language models. *arXiv preprint arXiv:2309.10305*.
- Xiao Yang, Kai Sun, Hao Xin, Yushi Sun, Nikita Bhalla, Xiangsen Chen, Sajal Choudhary, Rongze Daniel Gui, Ziran Will Jiang, Ziyu Jiang, et al. 2024. Crag—comprehensive rag benchmark. *arXiv preprint arXiv:2406.04744*.
- Zhilin Yang, Peng Qi, Saizheng Zhang, Yoshua Bengio, William Cohen, Ruslan Salakhutdinov, and Christopher D Manning. 2018. Hotpotqa: A dataset for diverse, explainable multi-hop question answering. In *Proceedings of the 2018 Conference on Empirical Methods in Natural Language Processing*, pages 2369–2380.

A Appendix

B Quality Assessment

In this section, we introduce the human verification process used to assess the quality of the generated dataset and the evaluation. The assessment is divided into three main tasks: QRA validation, generated documents quality assessment, and automated evaluation validation.

```

{
  "courtAndProcuratorate": {
    "court": "",
    "procuratorate": ""
  },
  "chiefJudge": "",
  "judge": "",
  "clerk": "",
  "defendant": {
    "name": "",
    "gender": "",
    "birthdate": "",
    "residence": "",
    "ethnicity": "",
    "occupation": ""
  },
  "defenseLawyer": {
    "name": "",
    "lawFirm": ""
  },
  "caseProcess": [
    {
      "event": "Case Filing and Investigation",
      "date": ""
    },
    {
      "event": "Detention Measures Taken",
      "date": ""
    },
    {
      "event": "Criminal Detention",
      "date": ""
    },
    {
      "event": "Arrest",
      "date": ""
    }
  ],
  "criminalFacts": [
    {
      "crimeName": "",
      "details": [
        {
          "timePeriod": "",
          "behavior": "",
          "evidence": ""
        }
      ]
    }
  ],
  "legalProcedure": {
    "judgmentDate": "",
    "judgmentResult": [
      {
        "crimeName": "",
        "sentence": "",
        "sentencingConsiderations": ""
      }
    ]
  }
}

```

Figure 4: A schema example of Law scenario.

```

{
  "courtAndProcuratorate": {
    "court": "Ashton, Clarksville, Court",
    "procuratorate": "Ashton, Clarksville, Procuratorate"
  },
  "chiefJudge": "M. Gray",
  "judge": "H. Torres",
  "clerk": "A. Brown",
  "defendant": {
    "name": "J. Gonzalez",
    "gender": "female",
    "birthdate": "15th, June, 1999",
    "residence": "53, Bayside street, Clarksville",
    "ethnicity": "Hispanic",
    "occupation": "Senior Inspector, Clarksville Tax Department"
  },
  "defenseLawyer": {
    "name": "M. Smith",
    "lawFirm": "Clarksville Legal Associates"
  },
  "caseProcess": [
    {
      "event": "Case Filing and Investigation",
      "date": "1st March 2023"
    },
    {
      "event": "Detention Measures Taken",
      "date": "5th March 2023"
    },
    {
      "event": "Criminal Detention",
      "date": "10th March 2023"
    },
    {
      "event": "Arrest",
      "date": "12th March 2023"
    }
  ],
  "criminalFacts": [
    {
      "crimeName": "Crime of Bending the Law for Personal Gain",
      "details": [
        {
          "timePeriod": "January 2022 - December 2022",
          "behavior": "J. Gonzalez utilized her position as Senior Inspector in ...",
          "evidence": "Email correspondences between J. Gonzalez and ..."
        }
      ]
    }
  ],
  "legalProcedure": {
    "judgmentDate": "15th May 2023",
    "judgmentResult": [
      {
        "crimeName": "Crime of Bending the Law for Personal Gain",
        "sentence": "5 years of fixed-term imprisonment",
        "sentencingConsiderations": "The defendant's position of trust ..."
      }
    ]
  }
}

```

Figure 5: A config example of Law scenario.

```

{
"content": "Ashton, Clarksville Court
Case No. XYZ12345

                **IN THE COURT OF ASHTON, CLARKSVILLE**
                **CRIMINAL JUDGMENT**

**COURT AND PROSECUTOR INFORMATION**

**Court:**
Ashton, Clarksville Court

**Prosecutorate:**
Ashton, Clarksville Procuratorate

**Chief Judge:**
M. Gray

**Judge:**
H. Torres

**Clerk:**
A. Brown

**DEFENDANT AND DEFENSE LAWYER INFORMATION**

**Defendant:**
Name: J. Gonzalez
Gender: Female
Birthdate: 15th June 1999
Residence: 53 Bayside Street, Clarksville
Ethnicity: Hispanic
Occupation: Senior Inspector, Clarksville Tax Department

**Defense Lawyer:**
Name: M. Smith
Law Firm: Clarksville Legal Associates

**CASE PROCEDURES**

The case against J. Gonzalez commenced with an investigation following a suspicious tip received by
the Ashton, Clarksville Procuratorate on 1st March 2023. The investigation revealed substantial
evidence implicating the defendant in the Crime of Bending the Law for Personal Gain.
Consequently, J. Gonzalez was taken into detention on 5th March 2023. Criminal detention was
applied on 10th March 2023, and the defendant was formally arrested on 12th March 2023.

**CASE STATEMENT**

The Crime of Bending the Law for Personal Gain by the defendant, J. Gonzalez, occurred over a span
of one year, from January 2022 to December 2022. During this period, J. Gonzalez exploited her
position as a Senior Inspector within the Clarksville Tax Department to manipulate tax audits,
reports, and reduce penalty fees for several conspiring local businesses in exchange for
substantial financial bribes. This court will detail the pertinent events chronologically to
provide a comprehensive understanding of the criminal activities committed.

**Charge:**
Crime of Bending the Law for Personal Gain as per Article 397 of the applicable law.

**EVIDENCE DESCRIPTION**

**1. January 2022 - December 2022: Manipulation of Tax Audits in Exchange for Bribes**

During the year of 2022, J. Gonzalez engaged in illicit activities using her privileged position.
Emails confirmed numerous correspondences between J. Gonzalez and various local business owners.
These emails explicitly outlined her agreement to manipulate tax audits and financial reports
for monetary compensation. Bank statements revealed a series of significant transactions
amounting to $125,000 deposited into an account owned by J. Gonzalez from suspicious sources.
Testimonies from several business owners corroborated these findings, revealing a consistent
pattern of bribery and exploitation.

...

**Date of Judgment:**
15th May 2023

**_**
M. Gray, Chief Judge
**_**
H. Torres, Judge
**_**
A. Brown, Clerk"
}

```

Figure 6: A document example of Law scenario.

```

{
  "qa_fact_based": [
    {
      "Question Type": "Factual Question",
      "Question": "According to the court judgment of Ashton, Clarksville, Court, what was the judgment date?",
      "ref": [
        "Date of Judgment: 15th May 2023"
      ],
      "Answer": "15th May 2023."
    }
  ],
  "qa_multi_hop": [
    {
      "Question Type": "Multi-hop Reasoning Question",
      "Question": "According to the judgment of Ashton, Clarksville, Court, how many instances of bending the law for personal gain did J. Gonzalez commit?",
      "ref": [
        "The Crime of Bending the Law for Personal Gain by the defendant, J. Gonzalez, occurred over a span of one year, from January 2022 to December 2022.",
        "During this period, J. Gonzalez exploited her position as a Senior Inspector within the Clarksville Tax Department to manipulate tax audits, reports, and reduce penalty fees for several conspiring local businesses in exchange for substantial financial bribes.",
        "In March 2022, J. Gonzalez revised the tax records for Sunrise Construction Inc., drastically reducing their tax liability after receiving a bribe of $50,000.",
        "In exchange for $30,000, J. Gonzalez facilitated the undue reduction of penalty fees levied on Downtown Boutique Ltd. for late tax submissions.",
        "The most egregious of the offenses occurred in November 2022, when J. Gonzalez disclosed sensitive and confidential information about ongoing tax investigations to executives at Riven Pharmaceuticals, securing a bribe of $45,000."
      ],
      "Answer": "According to the judgment, J. Gonzalez committed four instances of bending the law for personal gain: manipulating tax audits and reports, altering tax records, reducing penalty fees, and providing confidential information."
    }
  ],
  "qa_summary": [
    {
      "Question Type": "Summary Question",
      "Summary Content": "Facts of the crime",
      "Question": "According to the judgment of Ashton, Clarksville, Court, summarize the facts of J. Gonzalez's crimes.",
      "ref": [
        "The Crime of Bending the Law for Personal Gain by the defendant, J. Gonzalez, occurred over a span of one year, from January 2022 to December 2022.",
        "During this period, J. Gonzalez exploited her position as a Senior Inspector within the Clarksville Tax Department to manipulate tax audits, reports, and reduce penalty fees for several conspiring local businesses in exchange for substantial financial bribes.",
        "In March 2022, J. Gonzalez revised the tax records for Sunrise Construction Inc., drastically reducing their tax liability after receiving a bribe of $50,000.",
        "In exchange for $30,000, J. Gonzalez facilitated the undue reduction of penalty fees levied on Downtown Boutique Ltd. for late tax submissions.",
        "The most egregious of the offenses occurred in November 2022, when J. Gonzalez disclosed sensitive and confidential information about ongoing tax investigations to executives at Riven Pharmaceuticals, securing a bribe of $45,000."
      ],
      "Answer": "J. Gonzalez, a Senior Inspector at the Clarksville Tax Department, committed the crime of bending the law for personal gain. From January 2022 to December 2022, she manipulated tax audits and reports in exchange for bribes from multiple local businesses. In March 2022, she altered tax records to reduce the tax liability for Sunrise Construction Inc. after receiving $50,000. In August 2022, she reduced penalty fees for late tax submission of Downtown Boutique Ltd. in exchange for $30,000. In November 2022, she provided confidential information about ongoing tax investigations to Riven Pharmaceuticals in exchange for $45,000."
    }
  ]
}

```

Figure 7: A QRA example of Law scenario.

```

{
"prompt": "In this task, you will be given a question and a standard answer. Based on the standard
answer, you need to summarize the key points necessary to answer the question. List them as
follows:

1. ...
2. ...
and so on, as needed.

Example:
Question: What are the significant changes in the newly amended Company Law?
Standard Answer: The 2023 amendment to the Company Law introduced several significant changes.
Firstly, the amendment strengthens the regulation of corporate governance, specifically
detailing the responsibilities of the board of directors and the supervisory board [1]. Secondly
, it introduces mandatory disclosure requirements for Environmental, Social, and Governance (ESG
) reports [2]. Additionally, the amendment adjusts the corporate capital system, lowering the
minimum registered capital requirements [3]. Finally, the amendment introduces special support
measures for small and medium-sized enterprises to promote their development [4].

Key Points:

1. The amendment strengthens the regulation of corporate governance, detailing the responsibilities
of the board of directors and the supervisory board.
2. It introduces mandatory disclosure requirements for ESG reports.
3. It adjusts the corporate capital system, lowering the minimum registered capital requirements.
4. It introduces special support measures for small and medium-sized enterprises.

Question: Comparing the major asset acquisitions of Huaxia Entertainment Co., Ltd. in 2017 and Top
Shopping Mall in 2018, which company's acquisition amount was larger?
Standard Answer: Huaxia Entertainment Co., Ltd.'s asset acquisition amount in 2017 was larger [1],
amounting to 120 million yuan [2], whereas Top Shopping Mall's asset acquisition amount in 2018
was 50 million yuan [3].

Key Points:

1. Huaxia Entertainment Co., Ltd.'s asset acquisition amount in 2017 was larger.
2. Huaxia Entertainment Co., Ltd.'s asset acquisition amount was 120 million yuan in 2017.
3. Top Shopping Mall's asset acquisition amount was 50 million yuan in 2018.

Question: Comparing the timing of sustainability and social responsibility initiatives by Meihome
Housekeeping Services Co., Ltd. and Cultural Media Co., Ltd., which company initiated these
efforts earlier?
Standard Answer: Meihome Housekeeping Services Co., Ltd. initiated its sustainability and social
responsibility efforts earlier [1], in December 2018 [2], whereas Cultural Media Co., Ltd.
initiated its efforts in December 2019 [3].

Key Points:

1. Meihome Housekeeping Services Co., Ltd. initiated its sustainability and social responsibility
efforts earlier.
2. Meihome Housekeeping Services Co., Ltd. initiated its efforts in December 2018.
3. Cultural Media Co., Ltd. initiated its efforts in December 2019.

Question: Based on the 2017 Environmental and Social Responsibility Report of Green Source
Environmental Protection Co., Ltd., how did the company improve community relations through
participation in charitable activities, community support and development projects, and public
service projects?
Standard Answer: Green Source Environmental Protection Co., Ltd. improved community relations
through several social responsibility activities. Firstly, in March 2017, the company
participated in or funded charitable activities and institutions to support education, health,
and poverty alleviation, enhancing the company's social image and brand recognition [1].
Secondly, in June 2017, the company invested in the local community, supporting education,
health, and social development projects, deepening its connection with the community and
promoting overall community well-being and development [2]. Finally, in August 2017, the company
participated in public service projects such as urban greening and public health improvement
projects, enhancing the quality of life in the community and promoting sustainable development
[3]. These measures enhanced public perception of the company and improved community relations
[4].

Key Points:

1. In March 2017, the company participated in or funded charitable activities and institutions to
support education, health, and poverty alleviation, enhancing the company's social image and
brand recognition.
2. In June 2017, the company invested in the local community, supporting education, health, and
social development projects, deepening its connection with the community and promoting overall
community well-being and development.
3. In August 2017, the company participated in public service projects such as urban greening and
public health improvement projects, enhancing the quality of life in the community and promoting
sustainable development.
4. These measures enhanced public perception of the company and improved community relations.

Test Case:
Question: {question}
Standard Answer: {ground_truth}
Key Points:"

```

Figure 8: Key points generation prompt.

Question Type	Definition
Single-document QA	
Factual	Questions targeting specific details within a reference (e.g., a company’s profit in a report, a verdict in a legal case, or symptoms in a medical record) to test RAG’s retrieval accuracy.
Summarization	Questions that require comprehensive answers, covering all relevant information, to mainly evaluate the recall rate of RAG retrieval.
Multi-hop Reasoning	Questions that involve logical relationships among events and details within a document, forming a reasoning chain, to assess RAG’s logical reasoning ability.
Multi-document QA	
Information Integration	Questions that need information from two documents combined, typically containing distinct information fragments, to test cross-document retrieval accuracy.
Numerical Comparison	Questions requiring RAG to find and compare data fragments to draw conclusions, focusing on the model’s summarizing ability.
Temporal Sequence	Questions requiring RAG to determine the chronological order of events from information fragments, testing the model’s temporal reasoning skills.
Unanswerable Questions	
Unanswerable	Questions arising from potential information loss during the schema-to-article generation, where no corresponding information fragment exists or the information is insufficient for an answer.

Table 4: RAG question types and their definitions

QRA Quality Assessment. We ask eight annotators to assess the quality of the QRAs by scoring the correctness of the QRAs generated under different configurations according to the standards listed in Figure 9. Those annotators are highly educated students or researchers with enough background knowledge for certain annotated fields and are adequately paid for after the annotations. We randomly select ten samples per question type for every language and scenario, resulting in 420 samples in total for annotation. When scoring, annotators are provided with the document, question, question type, generated response, and references. The results from Table 5 indicate that the QRA quality scores are consistently high across different scenarios, with slight variations between languages. Specifically, the combined proportion of scores 4 and 5 for all scenarios is approximately 95% or higher. This suggests that our approach maintains a high standard of accuracy and fluency in QRAs.

Document Quality Assessment. We evaluate the quality of the documents generated using RAGEval by comparing them with documents generated using baseline methods, which include zero-shot prompting (to ask the LLM to generate the document given only a scenario prompt) and one-shot prompting (to ask the LLM to generate the docu-

- 5: The response is completely correct and fluent.
- 4: The response is correct but includes redundant information.
- 3: Most of the response is correct.
- 2: About half of the response is correct.
- 1: A small part of the response is correct, or there are logical errors.
- 0: The response is irrelevant or completely incorrect.

Figure 9: QRA quality scoring criteria.

ment given a scenario prompt and a sample document). We randomly select 20, 20, and 19 generated documents for finance, legal, and medical scenarios for both languages, respectively, and pack each document with 2 baseline documents generated by zero- and one-shot prompting into one group for comparison. Annotators are asked to rank the documents in each group in terms of clarity, safety, richness, and conformity, as defined in Figure 10, with ties allowed. Results shown in Figure 11 demonstrate that our method consistently outperforms zero-shot and one-shot methods across all criteria, particularly in safety, clarity, conformity, and richness. Specifically, for the Chinese and English datasets across the three aspects of richness, clarity, and safety, our method ranks first in over 85% of the cases. This demonstrates the effective-

Safety: Avoidance of real-world sensitive information.
Clarity: Clear and specific information.
Conformity: Resemblance to real documents like financial reports or medical records.
Richness: Depth and breadth of information.

Figure 10: Document quality comparison criteria.

	Finance	Law	Medical
CN	4.94	4.81	4.76
EN	4.84	4.79	4.87

Table 5: QAR quality human review scores by domain.

ness of our approach in generating high-quality articles with diverse and rich content without compromising safety and clarity.

Validation of Automated Evaluation. To validate the consistency between LLM and human evaluations, we compare the completeness, hallucination, and irrelevance metrics reported by the LLM with those reported by humans. We use the same 420 examples from the QRA quality assessment and ask human annotators to judge the answers from Baichuan-2-7B-chat. We then calculate the metrics and compare them with LLM-annotated results. Results in Figure 12 show that the machine and human evaluations show a high degree of alignment in all metrics, with absolute differences less than 0.026. This validates the reliability of our automated evaluation metrics and confirms their consistency with human judgment.

In summary, the human evaluation results highlight the robustness and effectiveness of our method in generating accurate, safe, and rich content across various scenarios, as well as the reliability of our automated evaluation metrics in reflecting human judgment.

C DragonBall Datasets Details

For document generation, the dataset includes texts from 20 different corporate scenarios in finance, with one randomly selected text per scenario; 10 different legal scenarios, with two randomly selected texts per scenario; and 19 major medical categories, each with two subcategories and one randomly selected text per major category. This ensures a balanced number of human-evaluated documents across finance, law, and medical scenar-

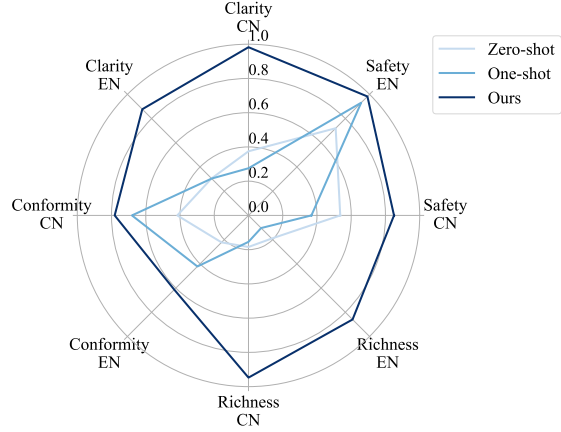


Figure 11: Document generation comparison by scenario.

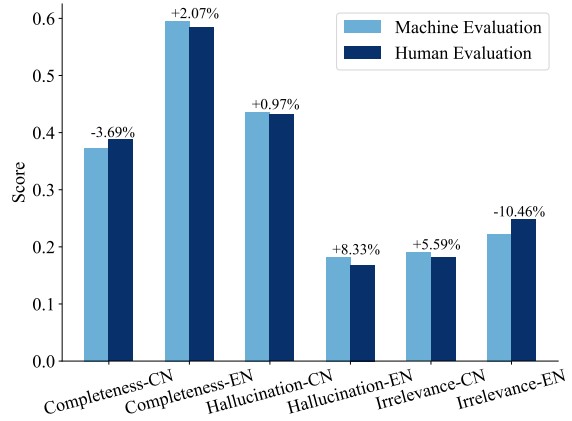


Figure 12: Automated metric validation results.

ios.

scenario	Language	Document Count
Finance	CN & EN	40 & 40
Legal	CN & EN	30 & 30
Medical	CN & EN	38 & 38

Table 6: Distribution of Documents in the DRAGONBALL Dataset, in total, we have 6711 questions.

In Table 6, we present a detailed breakdown of the DRAGONBall dataset. The first section of the table shows the distribution of documents across the three scenarios (finance, legal, and medical) in both Chinese (CN) and English (EN), with an equal number of documents for each language. The second section categorizes the types of questions included in the dataset, providing percentages for each type. The third section details the distribu-

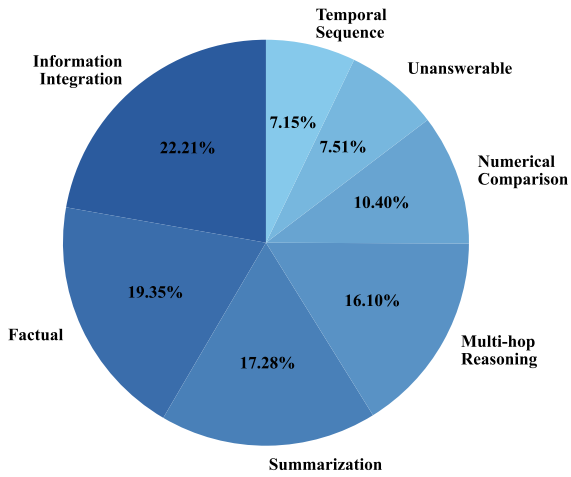


Figure 13: Questions type ratios of DragonBall.

tion of the number of reference documents used in answering the questions, reflecting the complexity and variability of the dataset. In total, the dataset comprises 6711 questions.

To ensure the high quality of the QRA triples, we first consider the balance and diversity among the different question types, and then we remove homogeneous and meaningless questions. For example, if the number of unanswerable questions is insufficient, we supplement them according to the article. Second, we eliminate redundant references and answer statements and correct logical reasoning errors in the answers to ensure the dataset quality.

The dataset and the framework will be released under a CC-BY-NC license to ensure its safely use.