

Continuous-Time Neural Networks Can Stably Memorize Random Spike Trains

Hugo Aguetaz and Hans-Andrea Loeliger

{aguetaz, loeliger}@isi.ee.ethz.ch

ETH Zürich, Dept. of Information Technology & Electrical Engineering

Keywords: Spiking neural networks, stable memorization.

Abstract

The paper explores the capability of continuous-time recurrent neural networks to store and recall precisely timed scores of spike trains. We show (by numerical experiments) that this is indeed possible: within some range of parameters, any random score of spike trains (for all neurons in the network) can be robustly memorized and autonomously reproduced with stable accurate relative timing of all spikes, with probability close to one. We also demonstrate associative recall under noisy conditions.

In these experiments, the required synaptic weights are computed offline, to satisfy a template that encourages temporal stability.

1 Introduction

Biological neural networks work in continuous time, without a clock, and with (apparently) imprecise and noisy neurons (Kandel et al., 2021). It is thus not obvious how memories can be stably represented at all. Nonetheless, biological neural networks appear to have impressive storage capacity and the ability to control muscles with high temporal precision. Understanding this better is of interest in its own right, and it may give ideas for designing future neuromorphic hardware (Indiveri & Liu, 2015; Kudithipudi et al., 2025).

A related different question is to what degree spiking neural networks can work with precisely timed spikes (rather than just with firing rates), cf. VanRullen et al. (2005). Polychronous groups of neurons have been observed in recurrent networks by Izhikevich (2006) and more general patterns (motifs) with precisely timed firings have been identified by Grimaldi et al. (2023). In fact, most recent work with spiking neural networks relies (implicitly or explicitly) on precisely timed spikes, cf. Paugam-Moisy & Bohte (2012); Comşa et al. (2022) and also Loeliger & Neff (2015). However, it is not clear if recurrent networks can autonomously operate with precisely timed spikes, i.e., when the network is not kept in synchrony by and with external stimuli, cf. Banerjee et al. (2008) and Lajoie et al. (2013).

In this paper, we consider an extreme version of memorization in recurrent networks, viz., the stable memorization of entire scores of spike trains as in Fig. 1, with

This manuscript is the authors' final version, accepted for publication in *Neural Computation*. The final published version will be available from the journal.

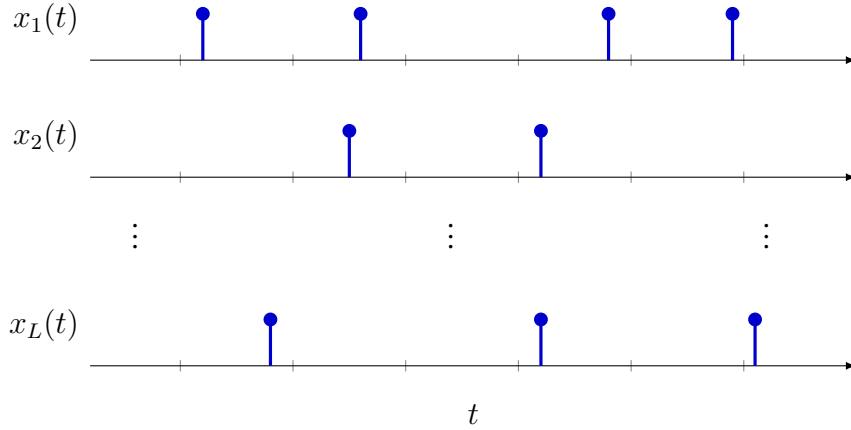


Figure 1: A score of spike trains x_1, \dots, x_L produced by L neurons, with spikes (= firings) of the same neuron separated by at least τ_0 (= distance between the tick-marks). The paper is about memorizing and reproducing such scores.

exact relative timing of all spikes of all neurons in the network. Our main result is the empirical observation that, with suitable qualifications, this is indeed possible: in some range of parameters, for any random score of spike trains, there exist synaptic weights (with probability close to one) such that the network can autonomously reproduce all these spikes (with accurate relative timing), even in the presence of substantial disturbances. To the best of our knowledge, this has not been demonstrated (and not even suggested) before.

Our experiments also demonstrate that clockless continuous-time networks can operate with global spike-level temporal stability almost like digital processors, which does seem to open interesting perspectives for neuromorphic engineering.

For technical convenience, we will formulate our memorization problem in terms of cyclic attractors. However, our perspective is quite different from the classical view of cyclic attractors as individual elements of memory (Amit, 1989; Poucet & Save, 2005). Instead, we mostly consider the whole memory as one single cyclic attractor, i.e., the entire memory content consists of one single long periodic score of spike trains as in Fig. 1. (Partitioning the memory into several cyclic attractors is briefly addressed in Sections 5 and 6.)

We will work with (a variation of) a standard continuous-time neural network model with random transmission delays. The latter are essential; we thus reconfirm the observation from (Izhikevich, 2006; Marzi et al., 2018; Perrinet, 2023; Deckers et al., 2024) that heterogeneous axonal delays are not a nuisance, but a valuable resource. These transmission delays are fixed, which differs from some recent work where both the synaptic weights and the transmission delays are learned (Perrinet, 2023; Hammouamri et al., 2023; Deckers et al., 2024).

A novel feature of our neural network model is threshold noise (cf. Section 2.3), which models the inherent noisiness and imprecision of neural computation (both biological and with neuromorphic hardware) in a simulation friendly way.

The computation of the synaptic weights uses an optimization algorithm with a

new condition for encouraging temporal stability. While we do not claim biological plausibility for this algorithm, it is at least neuron local, i.e., the synaptic weights to each neuron are computed using only (spike time) information that this neuron sees in its own operation.

The paper is structured as follows. The network model is defined in Section 2. The precise problem statement and the primary experimental results are given in Section 3. The rest of the paper explores the role of some parameters and elaborates on technical details. The computation of the synaptic weights is described and discussed in Section 4 and Appendix B. The capacity of such networks is discussed in Section 5. Associative recall is demonstrated in Section 6, and the conclusions are offered in Section 7.

Many technical details are given in the appendices. The software for the experiments in this paper is available on GitHub¹.

2 Spiking Neural Network Model

2.1 Spike Trains and Network Structure

We will use recurrent networks with the structure of Fig. 2. There are L neurons, producing spike trains $x_1(t), \dots, x_L(t)$ as illustrated in Fig. 1. Every neuron has K inputs, and each of these inputs is randomly selected (independently and with uniform probability) from $x_1(t), \dots, x_L(t)$. The inputs of neuron ℓ are denoted $\tilde{x}_{\ell,1}, \dots, \tilde{x}_{\ell,K}$. Note that both parallel connections (between the same pair of neurons) and self-connections (some neuron feeding itself) are allowed. Note also that K and L are unrelated: both $K \ll L$ and $K \gg L$ are possible.

Each connection has its own axonal delay, which, however, will be viewed as part of the neuron model, which will be specified below.

For mathematical convenience, the spikes are represented by Dirac deltas. Thus each spike train $x_\ell(t)$ is of the form

$$x_\ell(t) = \sum_{s \in \mathcal{S}_\ell} \delta(t - s), \quad (1)$$

where $\mathcal{S}_\ell \subset \mathbb{R}$ is the (discrete) set of firing times of neuron ℓ . The neuron model (specified below) guarantees that any two spikes of the same neuron are separated by at least $\tau_0 > 0$, which is the natural unit of time in the network.

2.2 The Spiking-Neuron Model

We will use a version of the Spike Response Model (SRM) (Gerstner, 1995; Kistler et al., 1997), which offers just enough biological (or physical) realism to be useful for our purpose.

The pivotal quantity of each neuron is its potential $z_\ell(t)$: the neuron fires (i.e., it produces a spike) whenever $z_\ell(t)$ crosses a threshold $\theta_\ell(t)$, as will be detailed in Section 2.3.

¹<https://github.com/haguettaz/rusty-snn>

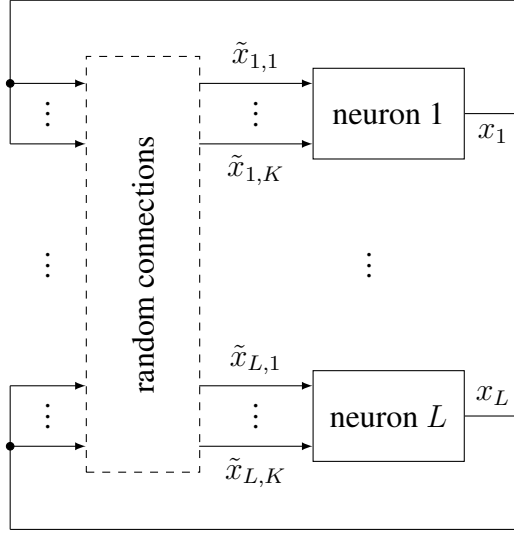


Figure 2: Network structure with L neurons (producing spike trains x_1, \dots, x_L) connected at random. Every neuron receives the same number K of inputs.

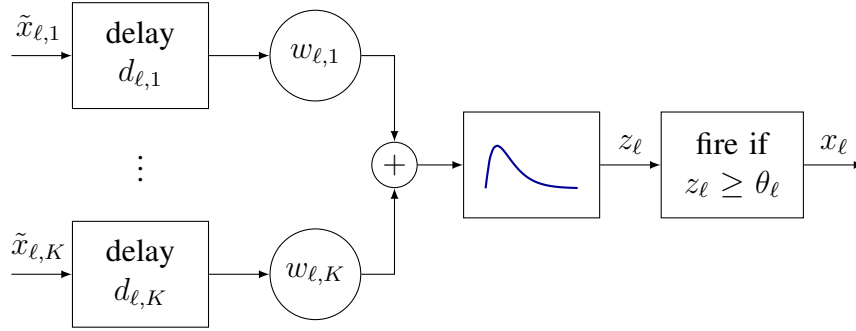


Figure 3: Neuron model with potential (2).

As illustrated in Fig. 3, $z_\ell(t)$ develops according to

$$z_\ell(t) = \sum_{k=1}^K w_{\ell,k} \sum_{s \in \tilde{\mathcal{S}}_{\ell,k}} h(t - s - d_{\ell,k}) \quad (2)$$

where $\tilde{\mathcal{S}}_{\ell,k}$ is the (discrete) set of firing times of $\tilde{x}_{\ell,k}$ and

$$h(t) \triangleq \begin{cases} \frac{t}{\beta} \exp\left(1 - \frac{t}{\beta}\right) & \text{if } t > 0 \\ 0 & \text{if } t \leq 0. \end{cases} \quad (3)$$

It is easily seen that the pulse (3) peaks at $t = \beta$ with $\max_t h(t) = 1$. Therefore, the contribution of any single spike in $\tilde{x}_{\ell,k}$ to (2) is bounded in magnitude by $|w_{\ell,k}|$.

The exact pulse shape (3) is not essential: any similar pulse shape would do (i.e., yield qualitatively similar results); however, the specific shape (3) is both natural and

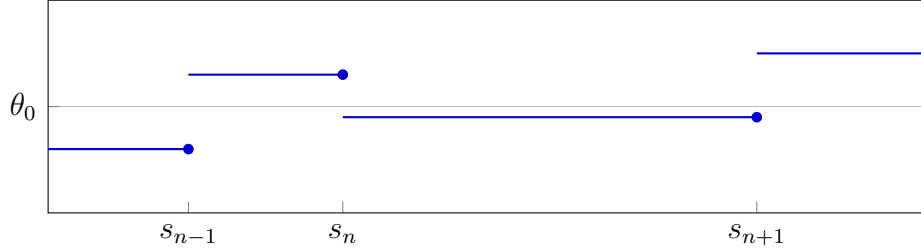


Figure 4: Noisy threshold $\theta_\ell(t)$ with firings at times s_{n-1} , s_n , s_{n+1} .

allows for fast network simulation, cf. Comşa et al. (2022) and Appendix A.

The individual axonal delays $d_{\ell,k}$ are chosen at random (independently and uniformly between d_{\min} and d_{\max}), but fixed during operation. These delays are essential for this paper.

The weights $w_{\ell,k} \in \mathbb{R}$ are available for learning. We will always use bounded weights.

2.3 Refractory Period and Threshold Noise

A neuron fires when its potential (2) exceeds a threshold θ_ℓ , after which the neuron cannot fire for a period of duration τ_0 .

All neurons have the same fixed nominal threshold $\theta_0 > 0$. However, a realistic model of biological neural networks or neuromorphic hardware should allow for noise in the computations that manifests in randomly shifted, false, or missed firings (Faisal et al., 2008). In this paper, we model such noise by piecewise constant random thresholds $\theta_\ell(t)$, as follows: after each firing of neuron ℓ , its threshold θ_ℓ (for the next firing) is newly (and independently) sampled from a Gaussian distribution with mean θ_0 and variance σ_θ^2 , as illustrated in Fig. 4.

Note that this noise model is easy to simulate, has only one parameter (σ_θ^2), but captures the essential effects: small deviations from θ_0 result primarily in shifted firings while large deviations from θ_0 can suppress or produce firings.

3 Problem Statement and Main Result

Suppose we are given

- (a) a network as described in Section 2, and
- (b) a prescribed score of spike trains $\check{x} = (\check{x}_1, \check{x}_2, \dots, \check{x}_L)$ as in Fig. 1, with firings of the same neuron separated by at least τ_0 .

Do there exist weights $w_{\ell,k}$ (for all neurons) such that the network (when properly initialized) can autonomously (i.e., without an external input) and stably (even with threshold noise) reproduce the prescribed firing score?

The main result of this paper is that such weights indeed exist (for some range of parameters, with some qualifications), and that we can actually compute them. However, the problem statement itself requires a number of clarifications.

3.1 Just Standard Supervised Learning?

Obviously, the stated problem may be viewed as a form of supervised learning, where each neuron is trained to produce its next prescribed firing. However, standard methods of supervised learning (Wang et al., 2020) will not enable the network to stably reproduce the prescribed score of spike trains² autonomously: small errors in the firing times will quickly accumulate and the temporal coherence of the spike score will be lost (cf. the first row of Table 3, which will be discussed in Section 5).

Therefore, in this paper, it is critical to compute the synaptic weights in a way that encourages temporal stability.

3.2 The Prescribed Score of Spikes: Periodic and Random

In order to simplify the discussion, the prescribed score of spike trains is periodic with period $T \gg \tau_0$. In other words, we wish the memorized spike score to be a cyclic attractor. (The generalization to multiple cyclic attractors is briefly addressed in Sections 5 and 6.)

We will consider *random* periodic spike scores, which we wish the network to reproduce with probability close to one. In fact, it is easy to see that there exist spike scores that the network cannot be made to reproduce³, but we wish the probability of all such unfeasible spike scores to be close to zero.

The L random spike trains (one for each neuron) are generated independently. The probability law of each spike train is a suitably modified Poisson process with spikes separated by at least τ_0 . Both the exact definition and the practical generation (i.e., the sampling) of such random spike trains are detailed in Appendix D. In particular, the expected number of spikes (of each neuron, per period T) as a function of the firing rate λ is given by (D.13) and plotted in Fig. 15.

3.3 Measuring Accuracy and Stability

In our numerical experiments, the accuracy of reproduction over some period $[t_0, t_0 + T)$ will be measured by the precision

$$\text{pr}(t_0) \triangleq \max_{0 \leq \tau < T} \frac{1}{L} \sum_{\ell=1}^L \frac{1}{|\mathcal{S}_\ell^{t_0}|} \sum_{s \in \mathcal{S}_\ell^{t_0}} (\kappa * \check{x}_\ell)(s - \tau) \quad (4)$$

if $|\mathcal{S}_\ell^{t_0}| > 0$ and $\text{pr}(t_0) \triangleq 0$ otherwise, and the recall

$$\text{rc}(t_0) \triangleq \max_{0 \leq \tau < T} \frac{1}{L} \sum_{\ell=1}^L \frac{1}{|\check{\mathcal{S}}_\ell^0|} \sum_{s \in \check{\mathcal{S}}_\ell^0} (\kappa * \check{x}_\ell)(s - \tau) \quad (5)$$

²This issue does not arise in supervised training of feedforward networks as, e.g., in (Tapson et al., 2013; Lee et al., 2017; Comşa et al., 2022) where the network is kept in synchrony by and with externally supplied input spike trains.

³E.g., a neuron cannot fire if it receives no firings at any of its synapses. Or some neuron sees the same past inputs twice, but is supposed to fire only in one of the two cases.

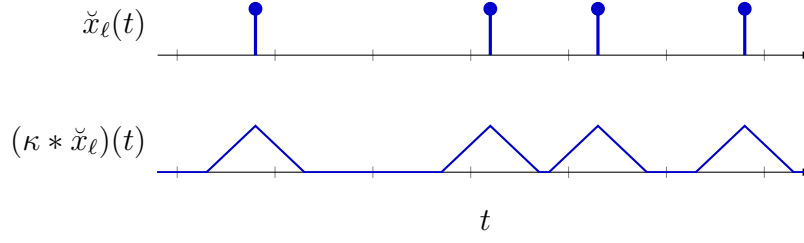


Figure 5: The (T -periodic) signal $\kappa * \check{x}_\ell$ in (4) and (5). The distance between the tickmarks is τ_0 .

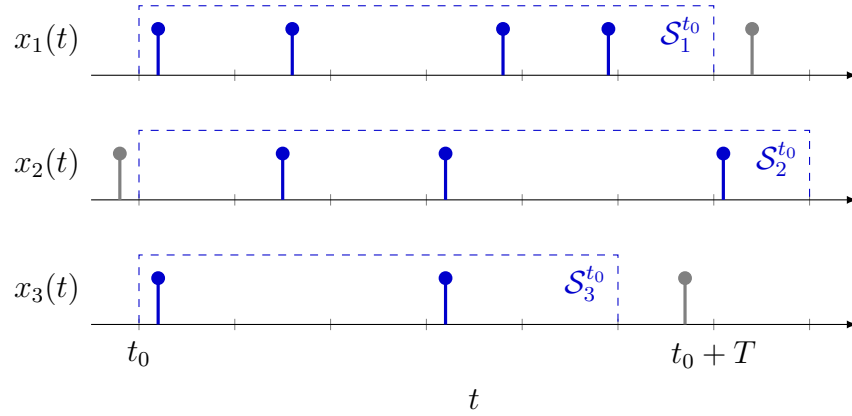


Figure 6: A technical detail: the window $[t_0, t_0 + T + c) \approx [t_0, t_0 + T)$ in the definition of $S_\ell^{t_0}$ in (4) and (5). The distance between the tickmarks is τ_0 .

if $|\check{S}_\ell^0| > 0$ and $\text{rc}(t_0) \triangleq 0$ otherwise, where

- \check{x}_ℓ is the periodic spike train prescribed for neuron ℓ and \check{S}_ℓ^0 is the set of firing times within $[0, T)$,
- x_ℓ is the actual spike train produced by neuron ℓ and $\mathcal{S}_\ell^{t_0}$ is the set of firing times within $[t_0, t_0 + T + c) \approx [t_0, t_0 + T)$, where c adjusts for border effects⁴ that can arise since the actual firings are not strictly periodic,
- $|\check{S}_\ell^0|$ and $|\mathcal{S}_\ell^{t_0}|$ denote the cardinality of \check{S}_ℓ^0 and $\mathcal{S}_\ell^{t_0}$, respectively (i.e., the number of spikes in these sets),

$$\kappa(t) \triangleq \begin{cases} 1 - 2|t|/\tau_0, & |t| \leq \tau_0/2 \\ 0, & \text{otherwise} \end{cases} \quad (6)$$

⁴Specifically, c is the largest element of $\{-\tau_0, 0, \tau_0\}$ such that $\min_k |s + kT - s'| \geq \tau_0$ for all $s \neq s' \in \mathcal{S}_\ell^{t_0}$, see Fig. 6.

is a triangular kernel that covers at most one spike⁵ (cf. Fig. 5).

The maximizations in (4) and (5) aim to determine the best temporal adjustment between x and \check{x} over one period.

Note that $0 \leq \text{pr}(t_0) \leq 1$, and $\text{pr}(t_0) = 1$ if and only if, for every ℓ , every spike in $\mathcal{S}_\ell^{t_0}$ is perfectly matched by a spike in $\check{\mathcal{S}}_\ell^0$. Likewise, $0 \leq \text{rc}(t_0) \leq 1$, and $\text{rc}(t_0) = 1$ if and only if, for every ℓ , every spike in $\check{\mathcal{S}}_\ell^0$ is perfectly matched by a spike in $\mathcal{S}_\ell^{t_0}$.

Clearly, (4) and (5) coincide if $|\mathcal{S}_\ell^{t_0}| = |\check{\mathcal{S}}_\ell^0|$; in this case, small values of $\text{pr}(t_0)$ and $\text{rc}(t_0)$ indicate strong firing jitter. The condition $\text{pr}(t_0) \gg \text{rc}(t_0)$ indicates many missing firings while $\text{pr}(t_0) \ll \text{rc}(t_0)$ indicates many false firings.

The condition

$$\text{pr}(t_0) > 0.9 \quad \text{and} \quad \text{rc}(t_0) > 0.9 \quad (7)$$

for $t_0 \gg T$ may be used as a (conservative) indicator for correct and stable memorization.

3.4 Drift and Very-Long-Term Stability

Any two physical clocks that are not synchronized will inevitably drift away from each other (unless there is absolutely no noise). This applies also to the problem statement in this section: the threshold noise may have a net effect of pushing all spikes forward (or backward) in time, which is unrecoverable (see also Section 3.5). Therefore, our measures of precision (4) and recall (5) cover only a single period rather than the whole time axis.

Moreover, the reader may have noticed that, with threshold noise as in Section 2.3, the condition (7) cannot be maintained forever. For example, it is possible that the momentary thresholds $\theta_\ell(t)$ (i.e., θ_0 plus threshold noise) of all neurons are set to such high values that all firings are suppressed, which stalls the network in that state. However, in some range of parameters, the probability of such derailments is so small that they are never observed in numerical experiments.

3.5 Analytical Stability

A necessary condition for temporal stability is that the propagation of spike jitter through the network is damped rather than increased. For small jitter, this can be analyzed by the eigenvalues of a linearized model, as was done in (Banerjee et al., 2008).

Let $(\check{s}_n)_{n \in \mathbb{N}}$ be a sequence of (sorted) nominal spike positions of all spikes, (i.e., the prescribed firing times of all neurons together) and let $s_n \triangleq \check{s}_n + ds_n$, $n \in \mathbb{N}$, be the corresponding actual spike positions. Assume that the prescribed firing score is periodic and let N be the total number of spikes in the first period. Assume that there is no threshold noise and $|ds_n| \ll \tau_0$ for all $n \in \{0, 1, \dots, N-1\}$. For $n \geq N$, the timing

⁵By contrast, the SpikeShip kernel from Sotomayor-Gómez et al. (2023) extends over the whole spike train.

errors ds_n , as long as their magnitude is small, propagate according to

$$ds_n \approx \sum_{n'=1}^N a_{n,n'} ds_{n-n'} \quad (8)$$

with

$$a_{n,n'} \triangleq \frac{\partial s_n}{\partial s_{n-n'}} \quad (9)$$

where we assume (without loss of essential generality) that the influence of $ds_{n-n'}$ for $n' > N$ can be neglected. The derivatives (9) are given by (C.9) in Appendix C. Note that $a_{n,n'} = a_{n+N,n'}$ for every n, n' .

For $n > 0$, the jitter vector $\Delta_n \triangleq (ds_{n+N-1}, \dots, ds_n)^\top$ thus (approximately) evolves according to the linear recurrence

$$\Delta_n = A_n \Delta_{n-1} \quad (10)$$

with

$$A_n \triangleq \begin{pmatrix} a_{n,1} & \cdots & a_{n,N-1} & a_{n,N} \\ I_{N-1} & & & 0_{N-1} \end{pmatrix} \in \mathbb{R}^{N \times N}, \quad (11)$$

where I_{N-1} is an $(N-1) \times (N-1)$ identity matrix and 0_{N-1} is an all-zeros column vector of size $N-1$. By recursion, (10) yields

$$\Delta_n = \Phi_n \Delta_0 \quad (12)$$

with $\Phi_n \triangleq A_n A_{n-1} \cdots A_1$ (for $n > 0$). Since the sequence A_n, A_{n+1}, \dots of matrices is periodic with period N , (12) can be written as

$$\Delta_n = \Phi_r \Phi_N^q \Delta_0, \quad (13)$$

where q and r are the quotient and the remainder, respectively, of the division of n by N . The behavior of Δ_n for $n \rightarrow \infty$ is thus governed by the dominant eigenspace of Φ_N .

The rows of the matrix A_n are easily seen to sum to one. It follows that the rows of Φ_n also sum to one, which implies that it has an all-ones eigenvector with eigenvalue 1, corresponding to a uniform shift of all spikes. Since a uniform shift of all spikes is irrelevant for temporal stability (cf. Section 3.4), we can get rid of this eigenvector by deflating Φ_N to

$$\tilde{\Phi}_N \triangleq \Phi_N - \frac{1}{N} J_N, \quad (14)$$

where J_N is the all-ones matrix of size $N \times N$; the all-ones vector is in the kernel of the matrix (14), which otherwise has the same eigenpairs as Φ_N (Saad, 2011).

Let ρ_{\max} be the spectral radius of $\tilde{\Phi}_N$, i.e., the maximum of the magnitudes of the eigenvalues of $\tilde{\Phi}_N$. The jitter vector Δ_n will die out for $n \rightarrow \infty$ if and only if

$$\rho_{\max} < 1; \quad (15)$$

for $\rho_{\max} > 1$, Δ_n will grow exponentially with n .

Table 1: Experimental demonstration of accurate stable reproduction, measured by the precision (4) and the recall (5), for different levels of threshold noise (parameterized by σ_θ). Each row summarizes 10 repetitions of the same experiment (minimum, median, and maximum). Also shown is the logarithm of the spectral radius (15), which does not depend on σ_θ . Bold type indicates success (i.e., precision and recall above the thresholds in (7)), faint gray indicates failure.

L	σ_θ/θ_0	pr($50T$)			rc($50T$)			ln ρ_{\max}	
		min	med	max	min	med	max	min	max
50	5%	0.978	0.979	0.980	0.978	0.979	0.980		
	10%	0.953	0.957	0.960	0.953	0.957	0.960	− 7.2	− 6.2
	20%	0.151	0.172	0.195	0.126	0.150	0.176		
100	5%	0.978	0.979	0.980	0.978	0.979	0.980		
	10%	0.956	0.957	0.959	0.956	0.957	0.959	− 7.4	− 6.9
	20%	0.140	0.156	0.164	0.122	0.148	0.177		
500	5%	0.978	0.979	0.980	0.978	0.979	0.980		
	10%	0.957	0.958	0.959	0.957	0.958	0.959	− 7.5	− 7.4
	20%	0.131	0.135	0.138	0.132	0.140	0.144		
1000	5%	0.979	0.979	0.979	0.979	0.979	0.979		
	10%	0.957	0.958	0.958	0.957	0.958	0.958	− 7.5	− 7.3
	20%	0.129	0.133	0.136	0.132	0.139	0.145		

The condition (15) is necessary, but not sufficient, for temporal stability with non-vanishing threshold noise (as measured by (7)). However, computing ρ_{\max} is less time-consuming than, and provides complementary insight to, simulations of the network.

3.6 Main Result

The primary result of this paper is that exact memorization and stable autonomous reproduction is possible (in same range of parameters), as more precisely stated at the beginning of this section. Some exemplary experimental results proving this are reported in Table 1, which shows the precision (4) and the recall (5) for different values of L (the number of neurons) and σ_θ (the standard deviation of the threshold noise). The values of all other parameters are listed in Table 2, which shows the default values of all parameters in all numerical experiments of this paper. With λ and T as in Table 2, the expected total number of spikes (of all neurons, during one period of duration T) is about $13L$ (cf. Fig. 15 in Appendix D).

In these experiments, the synaptic weights are computed as described in Section 4 (below). The network is initialized with the exact correct firing times; then it is left to operate autonomously, with threshold noise as in Section 2.3. After about five periods, the precision and the recall have reached a steady state, which is reported in Table 1 (after 50 periods); running the simulations longer does not change anything (but see Section 3.4 for extreme time scales).

Table 2: Default values of the model parameters in all numerical experiments.

Symbol	Description	Default Value
L	number of neurons (Section 2.1)	200
K	number of inputs per neuron (Section 2.1)	500
β	input kernel parameter (Section 2.2)	τ_0
d_{\min}	minimal axonal delay (Section 2.2)	$0.1 \tau_0$
d_{\max}	maximal axonal delay (Section 2.2)	$10 \tau_0$
θ_0	nominal threshold (Section 2.3)	1
σ_θ	standard deviation of threshold noise (Section 2.3)	$0.05 \theta_0$
T	period of firing score (Section 3.2 and Appendix D)	$50 \tau_0$
λ	random-firing rate (Appendix D)	$0.5/\tau_0$
ε_s	half-width of firing zone (18), (19)	$0.2 \tau_0$
θ_r	maximum potential (18)	0
$\dot{\theta}_s$	minimal potential slope (19)	$2 \theta_0/\tau_0$
w_b	weight bound (20)	$0.2 \theta_0$

Every row of Table 1 summarizes 10 repetitions of the same experiment, each with a new random network and a new random prescribed firing score; each row reports the median, the minimum, and the maximum values of (4) and (5) of all 10 repetitions.

For the two lower levels of threshold noise, the precision (4) and the recall (5) always exceed the thresholds (7), thus indicating very good reproduction of the prescribed score of spike trains. For the highest level of threshold noise, the network always fails, which is inevitable at some noise level. (Beyond these essential observations, the exact values in Table 1 are of limited interest.)

The last column of Table 1 shows the minimum and the maximum (among the 10 repetitions) of the logarithm of the spectral radius ρ_{\max} as in (15), which does not depend on σ_θ . These values are all negative, showing that condition (15) is always satisfied.

These experiments are representative of large numbers of similar experiments, with qualitatively similar results. Some limitations and the role of some parameters will be explored in the remaining sections.

4 Computing the Synaptic Weights

The synaptic weights $w_{1,1}, \dots, w_{L,K}$ are computed to minimize

$$\sum_{k=1}^K \sum_{\ell=1}^L w_{\ell,k}^2 \quad (16)$$

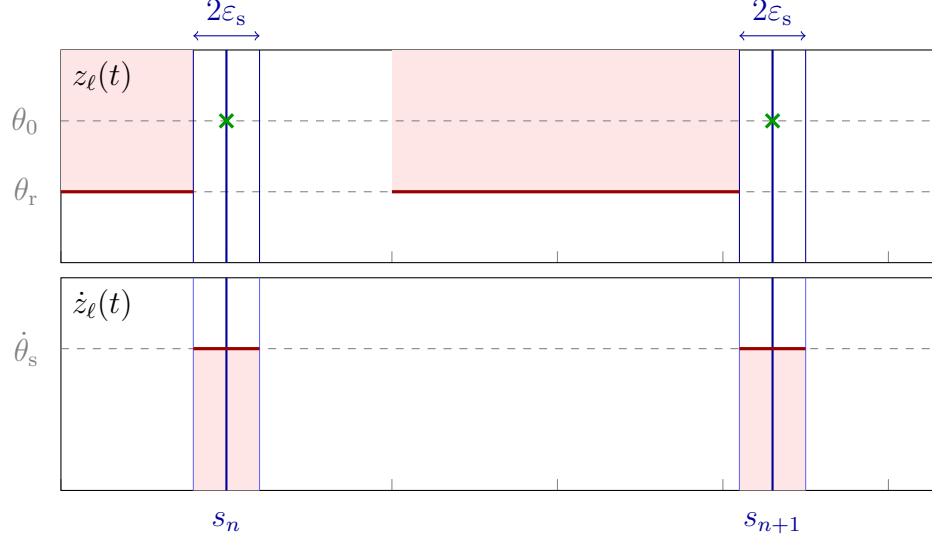


Figure 7: Conditions (17)–(18) (top) and condition (19) (bottom) for two consecutive firing times s_n and s_{n+1} . The forbidden regions are shaded in red. The point of firing is marked by a cross. The distance between the tickmarks is τ_0 .

subject to the constraints

$$z_\ell(t) = \theta_0 \quad \text{if } t \in \check{\mathcal{S}}_\ell \quad (17)$$

$$z_\ell(t) < \theta_r \quad \text{unless } s - \varepsilon_s < t < s + \tau_0 \text{ for some } s \in \check{\mathcal{S}}_\ell \quad (18)$$

$$\dot{z}_\ell(t) > \dot{\theta}_s \quad \text{if } s - \varepsilon_s < t < s + \varepsilon_s \text{ for some } s \in \check{\mathcal{S}}_\ell \quad (19)$$

$$|w_{\ell,k}| \leq w_b \quad \text{for } k = 1, \dots, K \quad (20)$$

for $\ell = 1, \dots, L$, where $x_\ell(t) = \check{x}_\ell(t)$ is the prescribed periodic spike train for neuron ℓ , $\check{\mathcal{S}}_\ell$ is the set of firing times of \check{x}_ℓ , and $\dot{z}_\ell(t)$ is the derivative of $z_\ell(t)$ with respect to t . Conditions (17)–(19) are illustrated in Fig. 7. (The meaningful range of the parameters in (18)–(20) is limited by $0 < w_b < \theta_0$, $\dot{\theta}_s > 0$, $\theta_r < \theta_0$.)

Since all firings are prescribed, both $z_\ell(t)$ and $\dot{z}_\ell(t)$ are linear functions of $w_{\ell,1}, \dots, w_{\ell,K}$. Therefore, minimizing (16) subject to (17)–(20) is a convex linearly constrained optimization problem, with no coupling between the neurons; in particular, minimizing (16) decouples into minimizing

$$\sum_{k=1}^K w_{\ell,k}^2 \quad (21)$$

for each ℓ . Note also that (17)–(20) may be infeasible.

One way⁶ to numerically compute such weights (if they exist) is to discretize the continuous time in (17)–(19) with sufficient temporal resolution and to use standard software for the optimization. However, in this paper, we use a different method (described in Appendix B) that turns out to be much faster.

Similar conditions for the potential $z_\ell(t)$ have been used by Lee et al. (2017), which,

⁶This was used in an earlier version (arXiv:2408.01166v2) of this paper.

however, did not address temporal stability. The minimal-slope condition (19) appears to be a new ingredient, which is essential for temporal stability. Its effect is demonstrated in Table 3. In particular, the first row of Table 3 shows that dropping the minimal-slope condition makes it impossible for the network to perform properly. Note that, in this first row, the condition (15) is violated, which means that the memorized content cannot be stably reproduced even without threshold noise.

Table 4 shows the effect of the condition (18). Note that the minimum-slope condition (19) is active (cf. Table 2) and guarantees (15). However, increasing θ_r decreases the robustness of the network against threshold noise. On the other hand, choosing θ_r too low may result in (17)–(20) to be infeasible (but this is not documented in Table 4).

From the experiments in Tables 3 and 4, and from many other experiments, we observe that satisfying (17)–(20) (with sufficiently large $\dot{\theta}_s$ and sufficiently small w_b and θ_r , for all neurons simultaneously) suffices to guarantee temporal stability at some (positive) level of threshold noise. The feasibility of (17)–(20) can therefore be used as a (conservative) proxy for stable memorization.

5 Memory Capacity

Clearly, for any fixed network, there must be an upper limit on the maximal period T of the memorizable content. Some pertinent (and typical) experimental results are reported in Figs. 8 and 9. In these experiments, the feasibility of (17)–(20) is used as a proxy for stable memorization (as explained above). Figs. 8 and 9 both show the probability of this feasibility as a function of T for different numbers of inputs per neuron K . Fig. 9 also shows the influence of the Poisson parameter λ , which determines the average number of spikes per neuron (cf. Fig. 15 in Appendix D).

From many more such experiments (not shown here), we conclude that, for fixed λ , K is indeed the primary pertinent parameter. Both L (= the number of neurons) and $d_{\max} - d_{\min}$ (= the axonal delay spread) just need to be sufficiently large (and can be traded against each other).

Note that Fig. 9 suggests that the maximal length T of stably memorizable content grows at least linearly with K . (A similar scaling⁷ was mathematically proved in a discrete-time setting by Murer and Loeliger (2020).)

The numbers reported in Figs. 8 and 9 depend, of course, on the values of the template parameters, which were not optimized for this purpose. Therefore, Figs. 8 and 9 are conservative estimates of the capacity.

Finally, we note that partitioning the prescribed score of spike trains into several periodic scores with periods $T_1, \dots, T_n \gg \tau_0$ of total duration $T = T_1 + \dots + T_n$ does not affect the feasibility of (17)–(20) and, consequently, the total capacity of the network. Simulation results with such a partitioning are given in Section 6.2.

⁷This scaling is also consistent with the theoretical result of Motzkin (1955) concerning the probability of solvability of systems of linear inequalities, applied to (17)–(19) with sufficiently fine temporal discretization.

Table 3: Effect of the minimum-slope condition (19), with other parameters as in Table 2. Every row summarizes 10 repetitions of the same experiment. Bold type indicates success, faint gray indicates failure.

$\dot{\theta}_s \tau_0 / \theta_0$	σ_θ / θ_0	pr($50T$)			rc($50T$)			$\ln \rho_{\max}$	
		min	med	max	min	med	max	min	max
0.0	2%	0.170	0.197	0.280	0.116	0.134	0.144		
	5%	0.166	0.213	0.276	0.124	0.135	0.148	9.0	28.9
	10%	0.189	0.219	0.255	0.108	0.128	0.145		
0.5	2%	0.988	0.989	0.989	0.988	0.989	0.989		
	5%	0.966	0.973	0.974	0.971	0.973	0.974	− 5.8	− 4.2
	10%	0.180	0.211	0.278	0.129	0.139	0.148		
1.0	2%	0.990	0.990	0.991	0.990	0.990	0.991		
	5%	0.975	0.976	0.977	0.975	0.976	0.977	− 6.8	− 6.2
	10%	0.204	0.950	0.953	0.136	0.950	0.953		
2.0	2%	0.991	0.991	0.992	0.991	0.991	0.992		
	5%	0.978	0.979	0.980	0.978	0.979	0.980	− 7.5	− 7.0
	10%	0.956	0.958	0.959	0.956	0.958	0.959		

Table 4: Effect of the maximum-level condition (18). Every row summarizes 10 repetitions of the same experiment. Bold type indicates success, faint gray indicates failure. The first row coincides with the last row of Table 3.

θ_r / θ_0	σ_θ / θ_0	pr($50T$)			rc($50T$)			$\ln \rho_{\max}$	
		min	med	max	min	med	max	min	max
0	2%	0.991	0.991	0.992	0.991	0.991	0.992		
	5%	0.978	0.979	0.980	0.978	0.979	0.980	− 7.5	− 7.0
	10%	0.956	0.958	0.959	0.956	0.958	0.959		
0.5	2%	0.985	0.986	0.986	0.985	0.986	0.986		
	5%	0.964	0.966	0.967	0.964	0.966	0.967	− 7.2	− 6.9
	10%	0.152	0.929	0.932	0.204	0.930	0.932		
0.8	2%	0.984	0.985	0.985	0.984	0.985	0.985		
	5%	0.137	0.144	0.168	0.244	0.292	0.338	− 7.5	− 7.1
	10%	0.140	0.156	0.194	0.237	0.277	0.324		

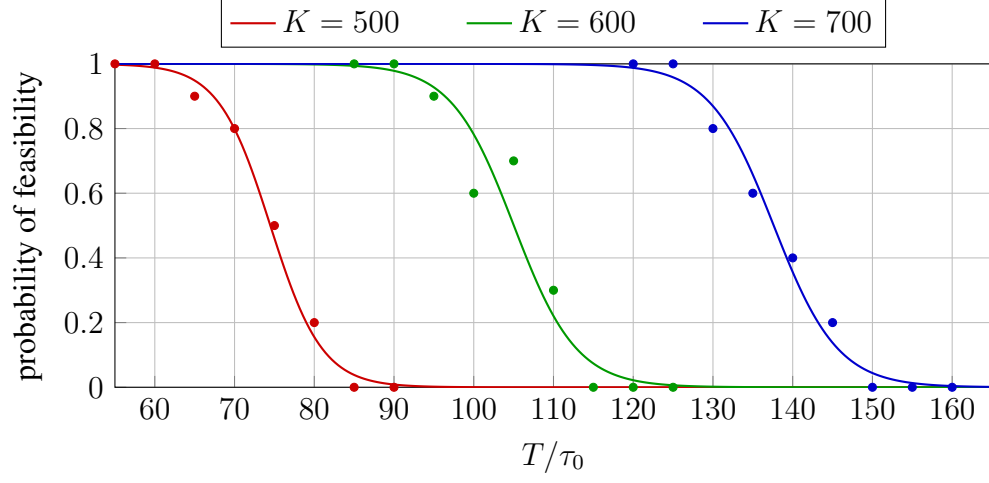


Figure 8: Empirical probability of feasibility vs. the period T , averaged over 10 repetitions of the same experiment (each with a new random network and a new prescribed random spike train, with default parameters as in Table 2). The solid lines are logistic regressions to the simulation results. Each neuron fires about 25 times (on average) per $100 \tau_0$; for $T = 100 \tau_0$, there are about 5000 firings (per period) in total.

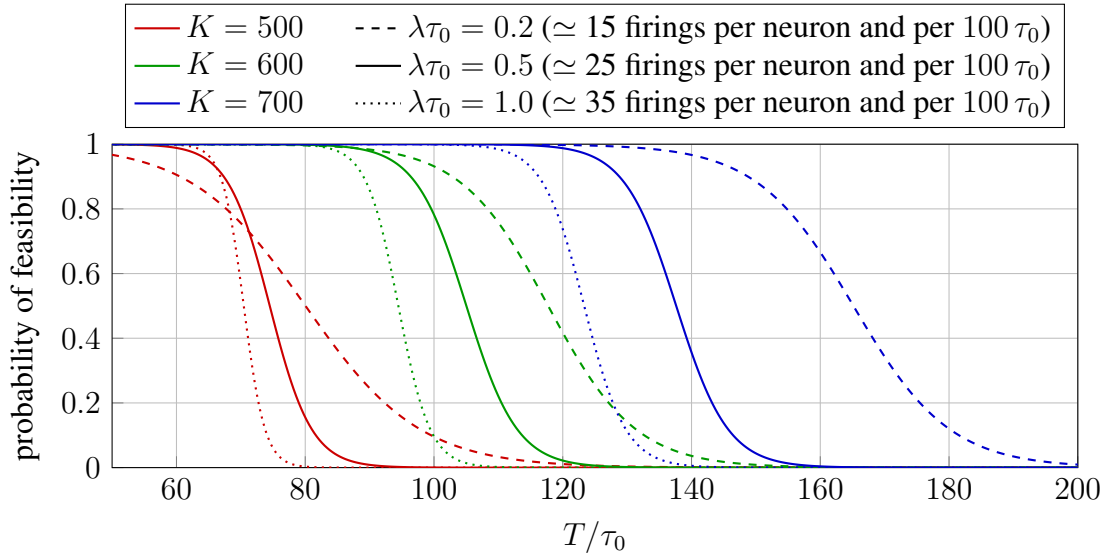


Figure 9: Empirical probability of feasibility vs. the period T , for different values of the Poisson parameter λ , with other details as in Fig. 8. Each line is a logistic regression to the simulation results (not shown here).

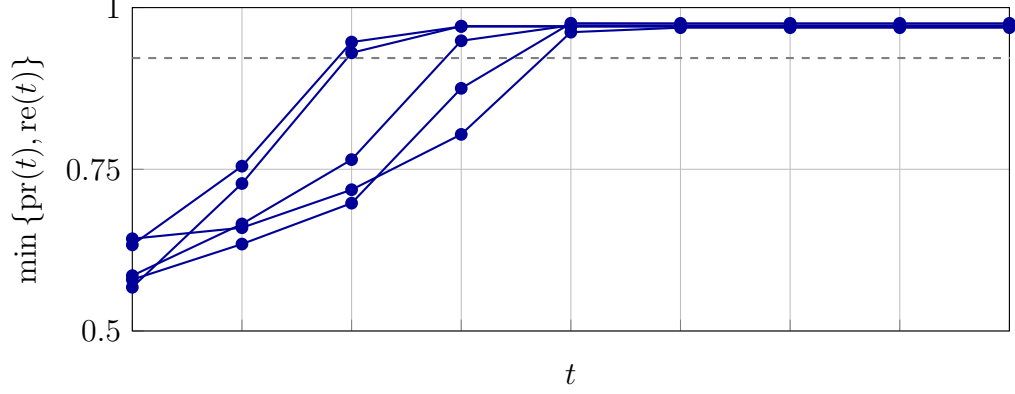


Figure 10: Recall from quiet state with $\alpha = 55\%$ forced neurons, which are forced to produce the memorized firings with jitter parameter $\sigma_s/\tau_0 = 0.05$. The solid lines show the precision or the recall (whichever is smaller) of the autonomous (i.e., unforced) neurons for five different simulations, each with a different network and spike score. The horizontal dashed line shows the average precision/recall of the forced neurons. The distance between the tickmarks is T .

6 Associative Recall

As expected, the memorized spike score(s) can be recalled by noisy partial prompts. Some pertinent experiments are described below. In these experiments, a fraction α of the neurons does not (or not always) operate in its normal mode: these αL neurons are forced to ignore their input and to produce a noisy version of their (prescribed and) memorized spike train instead. These noisy excitations are created by shifting each spike of the prescribed spike train by random zero-mean Gaussian jitter with variance σ_s^2 while preserving the refractory period τ_0 between spikes, as detailed in Appendix E.

6.1 Recall from Quiet State

In this experiment, the network is prepared as described in Section 4, with parameters as in Table 2. The network is started in a state of rest (with no firings and all neuron potentials set to zero), but with a fraction α of neurons forced to provide a noisy version of the memorized content as described above.

Numerical results of five repetitions (each with a different network and spike score) of such an experiment with $\alpha = 55\%$ are shown in Fig. 10. Note that the unforced neurons eventually lock in to the memorized content, with higher temporal accuracy than the (noisy) excitation.

6.2 Switching Between Memorized Content

In this experiment, the memorized random score of firings consists of two segments \check{x}_R and \check{x}_B , each of which is periodic with period $T = 50 \tau_0$ (cf. the last paragraph of Section 5). The other parameters are as in Table 2, except that we here choose

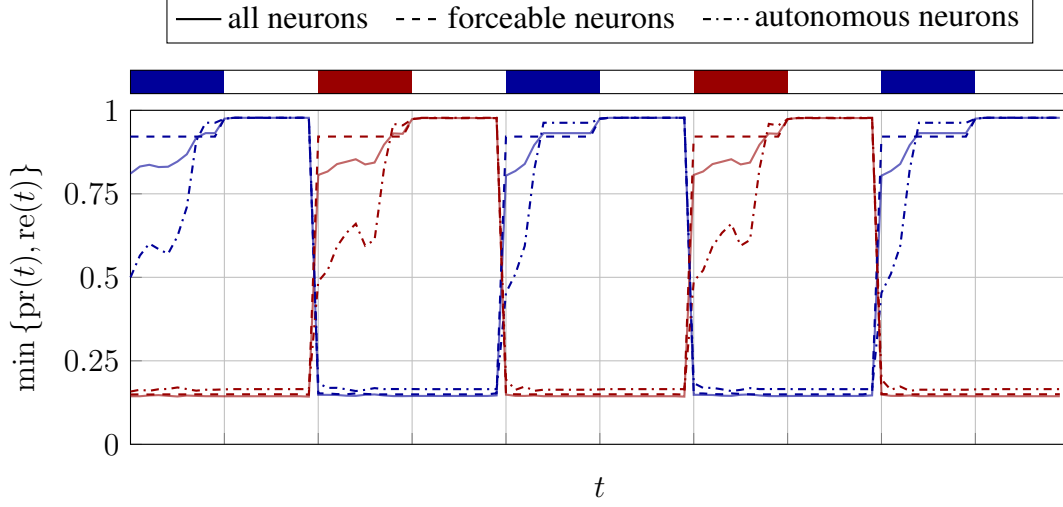


Figure 11: Switching between two memorized periodic firing scores \check{x}_B (blue) and \check{x}_R (red). The bar at the top shows when and how the network is prompted by $\alpha = 75\%$ forced neurons. The precision or recall (whichever is smaller) with respect to \check{x}_B and \check{x}_R are shown for each period and for three groups of neurons: forceable, non-forceable (autonomous), and all together. The plot shows a single (generic) simulation run with prompt jitter parameter $\sigma_s/\tau_0 = 0.05$. The distance between the tickmarks is $10T$.

$w_b = 0.5 \theta_0$. A fraction α of neurons (henceforth called the forceable neurons) is sometimes forced to produce noisy memorized contents as in Section 6.1.

The network is started in a state of rest, with no firings and all neuron potentials set to zero. The simulation proceeds in different phases of duration T . In each such phase, the network operates in one of the following three modes:

- (1) Autonomously as in Section 2.
- (2) The forceable neurons are forced to produce a noisy version of \check{x}_R .
- (3) The forceable neurons are forced to produce a noisy version of \check{x}_B .

Numerical results of such an experiment with $\alpha = 0.75$ are shown in Fig. 11. Note that the network is able to switch between the two memorized attractors, with high precision and recall.

7 Conclusion

We have demonstrated (with numerical experiments) that continuous-time recurrent neural networks with random (but fixed) transmission delays can store and autonomously reproduce any given random spike trains up to some maximal length T_{\max} , with stable accurate relative timing of all spikes, with probability close to one. Moreover, these experiments suggest that T_{\max} scales at least linearly with the number of synaptic inputs per neuron.

For example, we simulated networks with 200 neurons (re-)producing tens of firings per neuron (thousands of firings in total) with accurate relative timing of almost all firings, despite significant threshold noise. By contrast, previous investigations of precisely timed firings were mostly confined to much shorter snippets.

In these experiments, the required synaptic weights are computed offline to satisfy a template that encourages temporal stability. A key new ingredient to this template is the minimum-slope condition (19), which is shown to be necessary for temporal stability.

Concerning the technical details, we used a new model for threshold noise that is easy to simulate and simultaneously models jittering, missing, and extra firings. The simulation of the network used the method proposed by Comşa et al. (2022). The computation of the synaptic weights also exploits the special form of the kernel (3) for efficiency.

As a final remark, our experiments demonstrate that clockless continuous-time networks can operate with spike-level temporal stability almost like digital processors. We do not know if this possibility is used in biological neural networks, but it does seem to open interesting perspectives for neuromorphic engineering.

Acknowledgment

The paper builds on the foundations laid by Patrick Murer (Murer, 2022), who also helped to get the present work started. We also wish to thank Hampus Malmberg for guidance and support.

Appendix A On the Network Simulations

The software for the network simulations in this paper⁸ combines standard ideas of event based simulation (Paugam-Moisy & Bohte, 2012) with the insight by Comşa et al. (2022) concerning the special form of (3). For the convenience of the reader and in preparation for Appendix B, we here outline the main points.

An efficient event-based simulation of a recurrent network of spiking neurons typically consists of iterating over the following two steps:

1. For every neuron in the network, determine the time of the next firing based on accepted past firings. This can be done in parallel for all neurons simultaneously.
2. Accept the earliest of these firings among all neurons and, optionally, all subsequent independent firings (i.e., firings that cannot influence each other across all transmission paths).

In the following, we focus on Step 1 for a single neuron. At this point, we do not yet use the special form (3) of the neural kernel, but we assume it to be continuous, causal, and unimodal. It follows that the neuron’s potential $z(t)$ is continuous. We aim to determine the next firing time of the neuron, if any, i.e., to compute

$$t^* \triangleq \min\{t \geq t_0 \mid z(t) \geq \theta\}, \quad (\text{A.1})$$

⁸<https://github.com/haguettaz/rusty-snn>

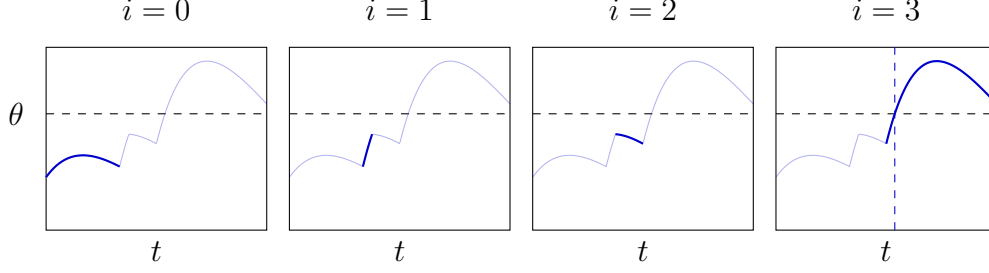


Figure 12: Determining the next threshold crossing time of the neuron potential. The partial potential (A.2) is shown (in bold blue) in the interval of its validity; the actual potential is shown in faint blue.

if such a time exists. The case $z(t_0) \geq \theta$ trivially yields $t^* = t_0$. For $z(t_0) < \theta$, t^* is the first time $t > t_0$ where the potential crosses the firing threshold from below. Let s_i denote the i th (sorted and delayed) afferent spike of the neuron and w_i its associated synaptic weight. Let $z_i(t)$ be the partial potential

$$z_i(t) \triangleq \sum_{j \leq i} w_j h(t - s_j), \quad (\text{A.2})$$

which satisfies $z_i(t) = z(t)$ for $s_i \leq t < s_{i+1}$. Then t^* can be computed by repeating the two following steps for $i = 0, 1, \dots$

- 1.1. Compute the first threshold crossing time t_i^* of z_i , i.e., such that $z_i(t_i^*) = \theta$ and $\dot{z}_i(t_i^*) \geq 0$, if it exists.
- 1.2. If $s_i \leq t_i^* < s_{i+1}$ and $t_i^* > t_0$, set $t^* = t_i^*$ and stop. Otherwise, return to step 1.1 until there are no more afferent spikes.

The process is illustrated in Fig. 12.

Because $z_i(t)$ is continuous, step 1.1 can be numerically solved by bracketing. However, the special form of (3) (known as alpha kernel) allows a much more efficient way, as was noted by Comşa et al. (2022). Plugging (3) into (A.2), we obtain

$$z_i(t) = \sum_{j \leq i} w_j (t - s_j) e^{1-(t-s_j)} \quad (\text{A.3})$$

$$= \sum_{j \leq i} w_j (t - s_j) e^{1-(s_i-s_j)-(t-s_i)} \quad (\text{A.4})$$

$$= (a_i t - b_i) e^{-(t-s_i)} \quad (\text{A.5})$$

with

$$a_i \triangleq \sum_{j \leq i} w_j e^{1-(s_i-s_j)} \quad (\text{A.6})$$

and

$$b_i \triangleq \sum_{j \leq i} s_j w_j e^{1-(s_i-s_j)}. \quad (\text{A.7})$$

Solving $z_i(t_i) = \theta$ for $t_i \in [s_i, s_{i+1})$ we obtain

$$t_i = \begin{cases} s_i - \ln(-\theta/b_i) & \text{if it is valid and } a_i = 0, \\ b_i/a_i - W_0(-\theta e^{b_i/a_i - s_i}/a_i) & \text{if it is valid and } a_i \neq 0, \\ \text{undefined} & \text{otherwise,} \end{cases} \quad (\text{A.8})$$

where W_0 denotes the first branch of the Lambert function, and “valid” means that the expression is well defined and yields t_i in the interval $[s_i, s_{i+1})$. Note that the quantities (A.6) and (A.7) can and should be computed recursively.

Finally, we note also that the potential $z(t)$ at any time t can be easily computed with (A.5) after having identified the pertinent interval $[s_i, s_{i+1}) \ni t$.

Appendix B Computing the Synaptic Weights by Iterative Constraint Refinement

As stated in Section 4, the synaptic weights are determined by minimizing the quadratic norm (16) subject to the constraints (17)–(20). As noted in Section 4, this optimization problem splits into independent optimizations for each neuron. Dropping the neuron index ℓ , the continuous-time constraints (17)–(19) are

$$z(t) = \theta_0 \quad \text{if } t \in \check{\mathcal{S}} \quad (\text{B.1})$$

$$z(t) < \theta_r \quad \text{unless } s - \varepsilon_s < t < s + \tau_0 \text{ for some } s \in \check{\mathcal{S}} \quad (\text{B.2})$$

$$\dot{z}(t) > \dot{\theta}_s \quad \text{if } s - \varepsilon_s < t < s + \varepsilon_s \text{ for some } s \in \check{\mathcal{S}}. \quad (\text{B.3})$$

In this paper, we address this optimization problem by converting (B.2) and (B.3) into an equivalent list of constraints for discrete points in time. This list of constraints is constructed by the following iterative algorithm.

1. Initialize the list with the firing time constraints (B.1).
2. Compute the optimal synaptic weights according to the momentary list of constraints. (This can be done by standard optimization software.)
3. For fixed synaptic weights, compute

$$\hat{t} \triangleq \underset{t}{\operatorname{argmax}} z(t) \quad (\text{B.4})$$

for every interval according to (B.2); if $z(\hat{t}) \geq \theta_r$, then add the constraint $z(\hat{t}) < \theta_r$ to the list.

Likewise, compute

$$\check{t} \triangleq \underset{t}{\operatorname{argmin}} \dot{z}(t) \quad (\text{B.5})$$

for every interval according to (B.3); if $\dot{z}(\check{t}) \leq \dot{\theta}_s$, then add the constraint $\dot{z}(\check{t}) > \dot{\theta}_s$ to the list.

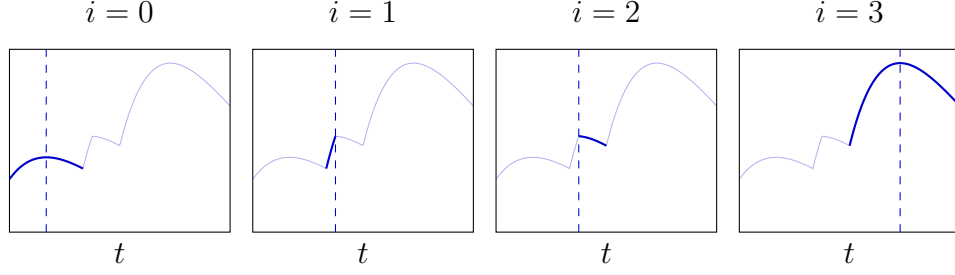


Figure 13: Finding the maximum of the neuron potential over a closed interval. The partial potential (A.5) is shown (in bold blue) in the interval of its validity; the actual potential is shown in faint blue. At every step, the so-far maximizer is indicated by a dashed line.

4. If the list was modified (i.e., extended) in step 3, then go to step 2; otherwise, stop.

When this algorithm terminates, its final synaptic weights are the solution of the original optimization problem. (We do not have any theoretical guarantees for termination, but it always seems to terminate in practice.)

For the specific neural kernel (3), we can use (A.5) to compute (B.4) and (B.5) analytically. Concerning (B.4), the local maxima of $z(t)$ are found among the following points:

1. the non-differentiable points s_i and s_{i+1} ,
2. the boundaries of the interval of interest, if applicable,
3. the zero-slope points with negative second derivative.

The resulting algorithm is illustrated in Fig. 13.

Concerning the analytical maximization, recall the coefficients a_i and b_i in (A.5).

If $a_i \neq 0$, then $\dot{z}_i(t) = 0$ if and only if

$$t = 1 + b_i/a_i, \quad (\text{B.6})$$

which is a (local) maximum if and only if $a_i > 0$. If $a_i = 0$ and $b_i < 0$, then (A.5) is decreasing; hence a local maximum is attained at $t_i = s_i$. If $a_i = 0$ and $b_i > 0$, then (A.5) is increasing; hence a local maximum is attained at $t_i = s_{i+1}$.

The computation of (B.5) is very similar. In particular, condition (B.6) is replaced by

$$t = 2 + b_i/a_i, \quad (\text{B.7})$$

which is a local minimum if and only if $a_i > 0$.

Appendix C The Derivatives (9)

Recall the setting of (9), with nominal spike times $\check{s}_0, \check{s}_1, \dots$ (with $\check{s}_0 \leq \check{s}_1 \leq \dots$), actual spike times $s_0 = \check{s}_0 + ds_0, s_1 = \check{s}_1 + ds_1, \dots$, and no threshold noise. Let N be the number of spikes in the first period.

Let $z_{\ell(n)}(t)$ be the potential of the neuron that produces the firing at time s_n . For $n > N$, we can write

$$z_{\ell(n)}(t) = \sum_{n'=1}^N z_{n,n'}(t), \quad (\text{C.1})$$

where $z_{n,n'}(t)$ is the contribution to $z_{\ell(n)}(t)$ by the spike at time $s_{n-n'}$. Let $\check{z}_{\ell(n)}(t)$ and $\check{z}_{n,n'}(t)$ be the nominal values of $z_{\ell(n)}(t)$ and $z_{n,n'}(t)$, respectively. Since there is no threshold noise, we have both $z_{\ell(n)}(s_n) = \theta_0$ and $\check{z}_{\ell(n)}(\check{s}_n) = \theta_0$ for all n . Note also that

$$z_{n,n'}(t) = \check{z}_{n,n'}(t - ds_{n-n'}). \quad (\text{C.2})$$

In the following, $\dot{\check{z}}_{n,n'}(t)$ denotes the derivative of $\check{z}_{n,n'}(t)$. Linearizing (C.1) around the nominal firing time $\check{s}_{\ell(n)}$ yields

$$z_{\ell(n)}(\check{s}_n + ds_n) = \sum_{n'} z_{n,n'}(\check{s}_n + ds_n) \quad (\text{C.3})$$

$$= \sum_{n'} \check{z}_{n,n'}(\check{s}_n + ds_n - ds_{n-n'}) \quad (\text{C.4})$$

$$\approx \sum_{n'} \check{z}_{n,n'}(\check{s}_n) + \sum_{n'} (ds_n - ds_{n-n'}) \dot{\check{z}}_{n,n'}(\check{s}_n) \quad (\text{C.5})$$

$$= \check{z}_{\ell(n)}(\check{s}_n) + \sum_{n'} (ds_n - ds_{n-n'}) \dot{\check{z}}_{n,n'}(\check{s}_n) \quad (\text{C.6})$$

$$= \theta_0 + \sum_{n'} (ds_n - ds_{n-n'}) \dot{\check{z}}_{n,n'}(\check{s}_n). \quad (\text{C.7})$$

Solving $z_{\ell(n)}(\check{s}_n + ds_n) = \theta_0$ for ds_n then yields

$$ds_n = \sum_{n'=1}^N a_{n,n'} ds_{n-n'} \quad (\text{C.8})$$

with

$$a_{n,n'} = \frac{\dot{\check{z}}_{n,n'}(\check{s}_n)}{\sum_{n''} \dot{\check{z}}_{n,n''}(\check{s}_n)} \quad (\text{C.9})$$

Finally, from (2), we have

$$\dot{\check{z}}_{n,n'}(\check{s}_n) = \sum_{k \in \mathcal{K}(n,n')} w_{\ell(n),k} \dot{h}(\check{s}_n - d_{\ell(n),k} - \check{s}_{n-n'}), \quad (\text{C.10})$$

where $\mathcal{K}(n, n')$ is the set of indices k such that the firing at time $\check{s}_{n-n'}$ contributes to $z_{\ell(n)}(t)$ via $\tilde{x}_{\ell(n),k}$. Note that the nominal spikes being periodic with period T , we have $\dot{\check{z}}_{n+mN,n'}(\check{s}_n + mT) = \dot{\check{z}}_{n,n'}(\check{s}_n)$ and thus $a_{n+mN,n'} = a_{n,n'}$ for every $m \geq 0$.

Appendix D The Random Periodic Spike Trains

In this section, we provide the definition of, and the sampling algorithm for, the periodic random spike trains that are used in this paper as described in Section 3.2.

As stated in Section 3.2, the random spike trains for the different neurons are statistically independent. Therefore, it suffices to consider here only a single spike train (i.e., a single neuron).

The basic idea is to modify the definition of a stationary Poisson process with firing rate λ such that

- it is periodic (with period T), and
- it respects the refractory period, i.e., any two spikes are separated by at least τ_0 .

The pertinent math is given in Sections D.1 and D.2. The resulting sampling algorithm is given in Section D.3. The expected number of spikes per period is given by (D.13) below.

D.1 Poisson Process in an Interval

In a (standard stationary) Poisson process with firing rate $\lambda > 0$, the number of firings N in an interval of duration T is a random variable, and the probability of exactly n firings is

$$P(N = n) = \gamma_P \frac{(\lambda T)^n}{n!} \quad (\text{D.1})$$

with scale factor $\gamma_P = \exp(-\lambda T)$. In order to suitably modify (D.1) for our purpose, we need to dig a little deeper. Divide T into K subintervals of length T/K and let N_K be the (random) number of firings in some fixed subinterval. For large K , each subinterval contains at most one firing, i.e.,

$$P(N_K > 1) \ll P(N_K = 1) \approx \lambda T/K \quad (\text{D.2})$$

(which becomes exact in the limit $K \rightarrow \infty$), and (D.1) can be recovered from (D.2) by

$$P(N = n) = \lim_{K \rightarrow \infty} \binom{K}{n} \left(\frac{\lambda T}{K} \right)^n \left(1 - \frac{\lambda T}{K} \right)^{K-n}. \quad (\text{D.3})$$

D.2 Periodic Poisson Spike Trains

We keep the probability measure of the Poisson process over $[0, T)$ except that we forbid all configurations that violate the refractory period. Specifically, we replace (D.3) by

$$P(N = n) = \tilde{\gamma} \lim_{K \rightarrow \infty} C(K, n) \left(\frac{\lambda T}{K} \right)^n \left(1 - \frac{\lambda T}{K} \right)^{K-n}, \quad (\text{D.4})$$

where $C(K, n)$ is the number of configurations (with at most one firing per subinterval and n firings in total) with at least $K\tau_0/T$ empty subintervals between firings. The scale factor $\tilde{\gamma}$ is required for (D.4) to be properly normalized.

In order to determine $C(K, n)$, we note that there is a one-to-one correspondence (illustrated in Fig. 14) between

- (a) configurations of n spikes on the interval $[0, T)$ such that (i) there is a spike at 0 and (ii) each spike is followed by a refractory period of length τ_0 , and
- (b) configurations of n spikes on the interval $[0, T - n\tau_0)$ with a spike at 0.

Counting the latter is obvious: there are

$$(K_n - 1)(K_n - 2) \cdots (K_n - n + 1) \quad (\text{D.5})$$

such ordered configurations where

$$K_n \triangleq \left\lfloor K \left(1 - \frac{n\tau_0}{T}\right) \right\rfloor. \quad (\text{D.6})$$

Dropping the constraint that the first spike occurs at time 0 and passing to unordered configurations yields

$$C(K, n) = \frac{K(K_n - 1)(K_n - 2) \cdots (K_n - n + 1)}{n!} \quad (\text{D.7})$$

with $C(K, 0) = 1$. For $n > 0$, we have

$$P(N = n) = \tilde{\gamma} \lim_{K \rightarrow \infty} C(K, n) \left(\frac{\lambda T / K}{1 - \lambda T / K} \right)^n \left(1 - \frac{\lambda T}{K} \right)^K, \quad (\text{D.8})$$

$$= \tilde{\gamma} \lim_{K \rightarrow \infty} C(K, n) \left(\frac{\lambda T}{K} \right)^n e^{-\lambda T} \quad (\text{D.9})$$

$$= \tilde{\gamma} \frac{\left(1 - \frac{n\tau_0}{T}\right)^{n-1}}{n!} (\lambda T)^n e^{-\lambda T} \quad (\text{D.10})$$

$$= \tilde{\gamma} \frac{(\lambda(T - n\tau_0))^{n-1}}{n!} \lambda T e^{-\lambda T}, \quad (\text{D.11})$$

which happens to hold also for $n = 0$. We thus have

$$P(N = n) = \begin{cases} \gamma \frac{(\lambda(T - n\tau_0))^{n-1}}{n!}, & \text{if } 0 \leq n < T/\tau_0 \\ 0, & \text{if } n \geq T/\tau_0, \end{cases} \quad (\text{D.12})$$

where the scale factor γ is determined by $\sum_n P(N = n) = 1$. Note that $P(N = 0) = \gamma(\lambda T)^{-1}$. Note also that (D.12) agrees with (D.1) for $\tau_0 = 0$ and $\gamma = \gamma_P \lambda T$.

The expected number of spikes per period is

$$\mathbb{E}(N) = \sum_n n P(N = n). \quad (\text{D.13})$$

Numerical examples of (D.12) and (D.13) are given in Fig. 15.

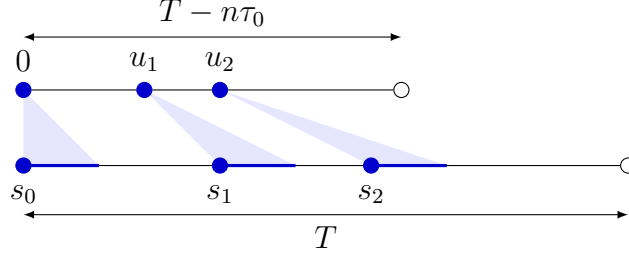


Figure 14: The one-to-one correspondence of configurations in Section D.2.

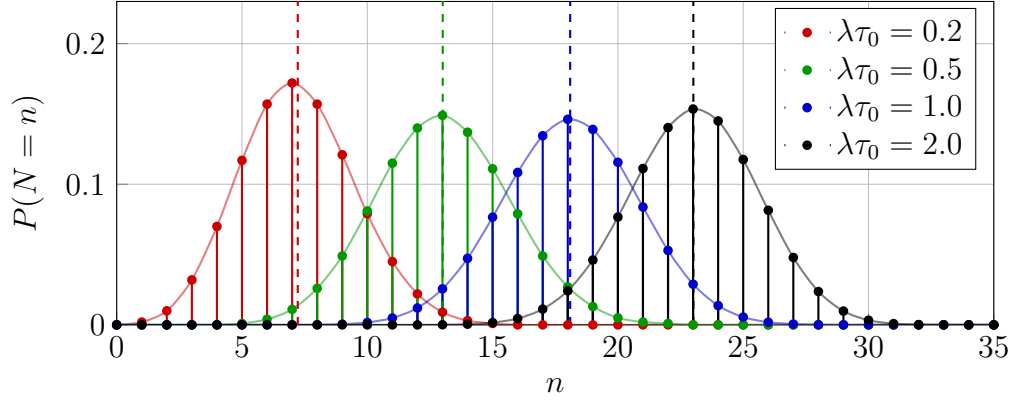


Figure 15: The probability mass function (D.12) with $T = 50 \tau_0$ for different values of $\lambda \tau_0$. The expected number of spikes (D.13) is shown as a vertical dashed line.

D.3 The Sampling Algorithm

We thus arrive at the following sampling algorithm.

1. Sample the number of spikes n per period according to (D.12). If $n = 0$, return an empty spike train.
2. Sample s_0 , the position of the first spike, uniformly on $[0, T)$.
3. Sample u_1, u_2, \dots, u_{n-1} independently and uniformly on $[0, T - n\tau_0]$, and (with a slight abuse of notation) sort them such that $u_1 < u_2 < \dots < u_{n-1}$.
4. For $n' = 1, \dots, n - 1$, the firing times are $s_{n'} = s_0 + n'\tau_0 + u_{n'}$ (cf. Fig. 14).
5. Periodically extend s_0, s_1, \dots, s_{n-1} .

Appendix E Adding Spike Jitter Respecting the Refractory Period

For the experiments in Section 6, the noisy spike times s_0, \dots, s_{n-1} are obtained from the nominal spike times $\check{s}_0, \dots, \check{s}_{n-1}$ by adding zero-mean Gaussian jitter with variance

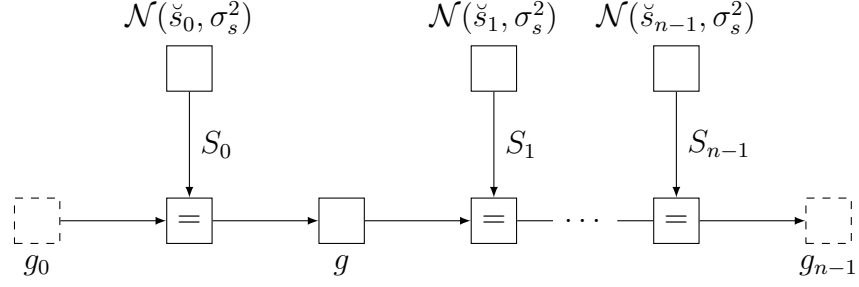


Figure 16: Factor graph (Loeliger, 2004) of the joint probability density function of S_0, \dots, S_{n-1} with $g \triangleq \mathbb{1}[S_{n'} - S_{n'-1} > \tau_0]$ for $n' = 1, \dots, n-1$, and optional additional constraints on S_0 and S_{n-1} expressed by g_0 and g_{n-1} , respectively.

σ_s^2 while maintaining the constraint that s_0, \dots, s_{n-1} are separated by at least τ_0 . A factor graph of the pertinent joint probability density function is shown in Fig. 16.

Sampling from this distribution can be done by Gibbs sampling (Geman & Geman, 1984) as follows.⁹ For $m = 1, 2, \dots, M \gg 1$, alternate the following two steps, beginning with $s_k^{(0)} = \check{s}_k$ for all k :

1. For even indices k , sample $s_k^{(m)}$ from a Gaussian with mean \check{s}_k and variance σ_s^2 , truncated to the interval $(s_{k-1}^{(m-1)} + \tau_0, s_{k+1}^{(m-1)} - \tau_0)$.
2. For odd indices k , sample $s_k^{(m)}$ from a Gaussian with mean \check{s}_k and variance σ_s^2 , truncated to the interval $(s_{k-1}^{(m)} + \tau_0, s_{k+1}^{(m)} - \tau_0)$.

Return $s_k = s_k^{(M)}$ for all k .

As always with Gibbs sampling, it is difficult to know how large M needs to be. The experiments in Section 6 were done with $M = 1000$.

References

- Amit, D. J. (1989). *Modeling Brain Function: The World of Attractor Neural Networks*, Cambridge University Press.
- Banerjee, A., Seriès, P., & Pouget, A. (2008). Dynamical constraints on using precise spike timing to compute in recurrent cortical networks. *Neural Computation*, 20 (4), 974–993.
- Comşa, I.-M., Potempa, K., Versari, L., Fischbacher, T., Gesmundo, A., & Alakuijala, J. (2022). Temporal coding in spiking neural networks with alpha synaptic function: learning with backpropagation. *IEEE Transactions on Neural Networks and Learning Systems*, 33 (10), 5939–5952.

⁹The extension to constrained first and/or last spike, e.g., minimum starting time or periodicity requirement, is straightforward.

- Deckers, L., Van Damme, L., Van Leekwijck, W., Tsang, J., & Latré, S. (2024). Co-learning synaptic delays, weights and adaptation in spiking neural networks. *Frontiers in Neuroscience*, 18.
- Faisal, A. A., Selen, L. P. J., & Wolpert, D. M. (2008). Noise in the nervous system. *Nature Reviews Neuroscience*, 9, 292–303.
- Geman, S. & Geman, D. (1984). Stochastic relaxation, Gibbs distributions, and the Bayesian restoration of images. *IEEE Transactions on Pattern Analysis and Machine Intelligence*, 6 (6), 721–741.
- Gerstner, W. (1995). Time structure of the activity in neural network models. *Physical Review E*, 51 (1), 738–758.
- Grimaldi, A., Gruel, A., Besnainou, C., Jérémie, J.-N., Martinet, J., & Perrinet, L. U. (2023). Precise spiking motifs in neurobiological and neuromorphic data. *Brain Science*, 13 (68)
- Hammouamri, I., Khalfaoui-Hassani, I., & Masquelier, T. (2023). Learning delays in spiking neural networks using dilated convolutions with learnable spacings. arXiv:2306.17670.
- Indiveri, G. & Liu, S.-C. (2015). Memory and information processing in neuromorphic systems. *Proceedings of the IEEE*, 103 (8), 1379 – 1397.
- Izhikevich, E. M. (2006). Polychronization: computation with spikes. *Neural Computation*, 18 (2), 245–282.
- Kandel, E. R., Koester, J. D., Mack, S. H., & Siegelbaum, S. A. (2021). *Principle of Neural Science*, 6th ed., McGraw-Hill.
- Kistler, W. M., Gerstner, W., & Van Hemmen, J. L. (1997). Reduction of the Hodgkin-Huxley equations to a single-variable threshold model. *Neural Computation*, 9 (5), 1015–1045.
- Kudithipudi, D., et al. (2025). Neuromorphic computing at scale. *Nature*, 637, 801–812.
- Lajoie, G., Lin, K. K., & Shea-Brown, E. (2013). Chaos and reliability in balanced spiking networks with temporal drive. *Phys. Rev. E* 87, 052901.
- Lee, Wang Wei, Kukreja, S. L., & Thakor, N. V. (2017). CONE: convex optimized-synaptic efficacies for temporally precise spike mapping. *IEEE Transactions on Neural Networks and Learning Systems*, 28 (4), 849–861.
- Loeliger, H.-A. (2004). An introduction to factor graphs. *IEEE Signal Processing Magazine*, 21 (1), 28–41.
- Loeliger, H.-A. & Neff, S. (2015). Pulse-domain signal parsing and neural computation, 2015 *IEEE Int. Symposium on Information Theory (ISIT)*, June 2015.

- Marzi, Z., Hespanha, J., & Madhow, U. (2018). On the information in spike timing: neural codes derived from polychronous groups. *Information Theory and Applications Workshop (ITA)*, San Diego, Feb. 2018.
- Motzkin, T. S. (1955). The probability of solvability of linear inequalities. *Second Symposium on Linear Programming, Washington, D. C., 1955*, vol. 2, pp. 607–611.
- Murer, P. (2022). *A New Perspective on Memorization in Recurrent Networks of Spiking Neurons*. Ph.D. Thesis, no. 28166, ETH Zurich.
- Murer, P. & Loeliger, H.-A. (2020). Online memorization of random firing sequences by a recurrent neural network, *2020 IEEE International Symposium on Information Theory (ISIT)*, June 21-26, 2020.
- Perrinet, L. U. (2023). Accurate detection of spiking motifs in multi-unit raster plots. *Artificial Neural Networks and Machine Learning – ICANN 2023*, 369–380.
- Paugam-Moisy, H. & Bohte, S. M. (2012). Computing with spiking neuron networks. *Handbook of Natural Computing, 1*, 1 – 47.
- Poucet, B. & Save, E. (2005). Attractors in memory. *Science*, 308 (5723), 799 – 800.
- Saad, Y. (2011). *Numerical Methods for Large Eigenvalue Problems*. Society for Industrial and Applied Mathematics.
- Sotomayor-Gómez, B., Battaglia, F. P., & Vinck, M. (2023). SpikeShip: a method for fast, unsupervised discovery of high-dimensional neural spiking patterns. *PLOS Computational Biology*, 19(7), e1011335.
- Tapson, J. C., Cohen, Greg K., Afshar, S., Stiefel, K. M., Buskila, Y., Wang, E. M., Hamilton, T. J., & van Schaik, A. (2013). Synthesis of neural networks for spatio-temporal spike pattern recognition and processing *Frontiers in Neuroscience*, 7 (153).
- VanRullen, R., Guyonneau, R., & Thorpe, S. J. (2005) Spike times make sense. *Trends in Neuroscience* 28(1), 1–4.
- Wang, Xiangwen, Lin, Xianghong, & Dang, Xiaochao (2020). Supervised learning in spiking neural networks: a review of algorithms and evaluations. *Neural Networks*, 125, 258–280.