

Linton Stereo Illusion

Paul Linton^{1,2,3}

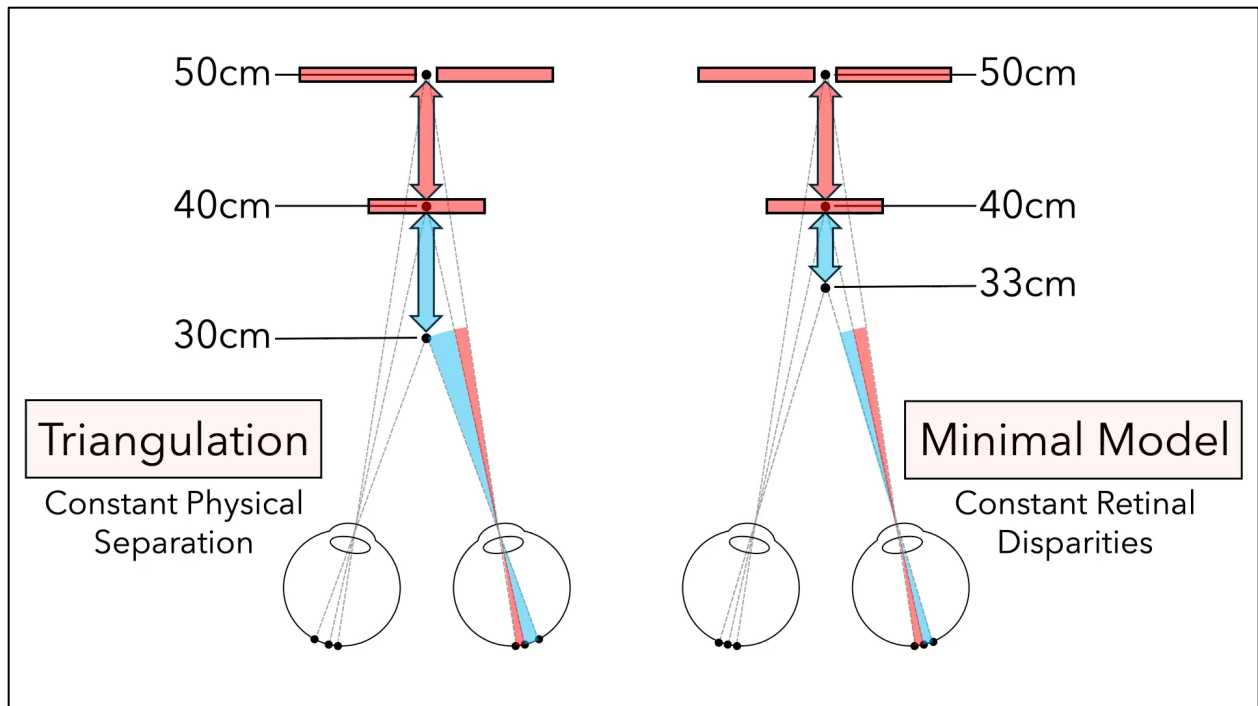
¹ NOMIS Foundation Fellow, Italian Academy for Advanced Studies, Columbia University

² Presidential Scholar in Society and Neuroscience, Center for Science and Society, Columbia University

³ Visual Inference Lab, Zuckerman Mind Brain Behavior Institute, Columbia University

We present a new illusion that challenges our understanding of stereo vision. The illusion consists of a larger circle at 50cm, and smaller circle in front of it at 40cm, with constant angular sizes throughout. We move the larger circle forward by 10cm (to 40cm) and then back again (to 50cm). The question is, what distance should we move the smaller circle forward and back to maintain a constant perceived separation in depth between the circles? Constant physical distance (10cm) or constant retinal disparity (6.7cm)? Observers choose constant disparity. We therefore argue the ‘Linton Stereo Illusion’ appears to suggest that perceived stereo depth reflects retinal disparities rather than 3D geometry.

When do two circles appear to move rigidly in depth together? In the ‘Linton Stereo Illusion’ we test this question by moving a back circle (starting at 50cm) and a front circle (starting at 40cm) forwards and backwards, whilst we keep their angular size constant throughout. We move the larger circle forward by 10cm (to 40cm) and then back again (to 50cm). We move the smaller circle forward to one of two different distances – 30cm in a ‘constant physical separation’ condition, and 33.3cm in a ‘constant retinal disparity’ condition – and then back again. The question is, in which of the two conditions do the two circles appear to move rigidly (parallel) in depth together?



[Insert Movie 1 here: <https://youtu.be/wLFn6pfoTg8>]

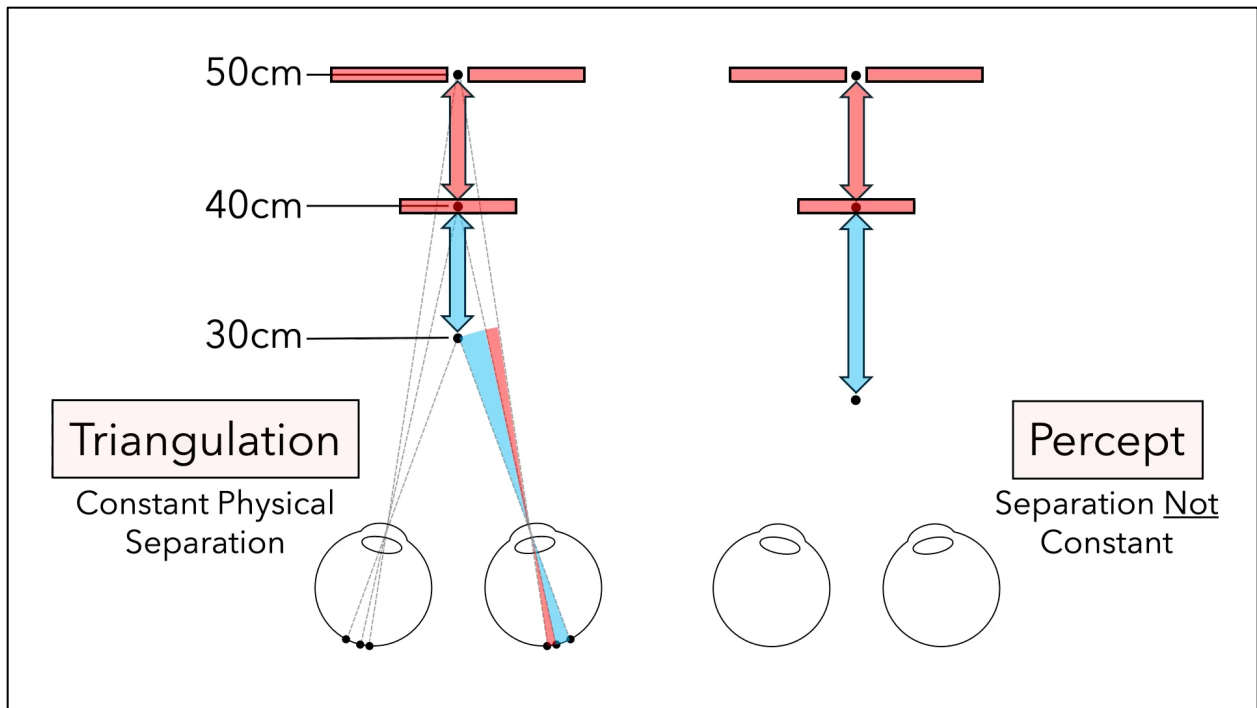
Movie 1. The two conditions of the ‘Linton Stereo Illusion’.

The two conditions reflect two very different ways of thinking about stereo vision:

First, ‘Triangulation’ models of stereo vision, that date back to (Kepler, 1604) and (Descartes, 1637) via (Wheatstone, 1838), suggest that stereo vision recovers the physical scene. In which case, we would expect to see the circles moving rigidly in depth together when we keep the physical distances between them constant as they move.

By contrast, a second approach ((Linton, 2021b, 2023)), argues that perceived stereo depth simply reflects the disparities on the retina. In which case, we would expect to see the circles moving rigidly in depth together when we keep the retinal disparities between them constant, by compressing the physical distance between them as they move forwards in depth (as illustrated in Movie 1).

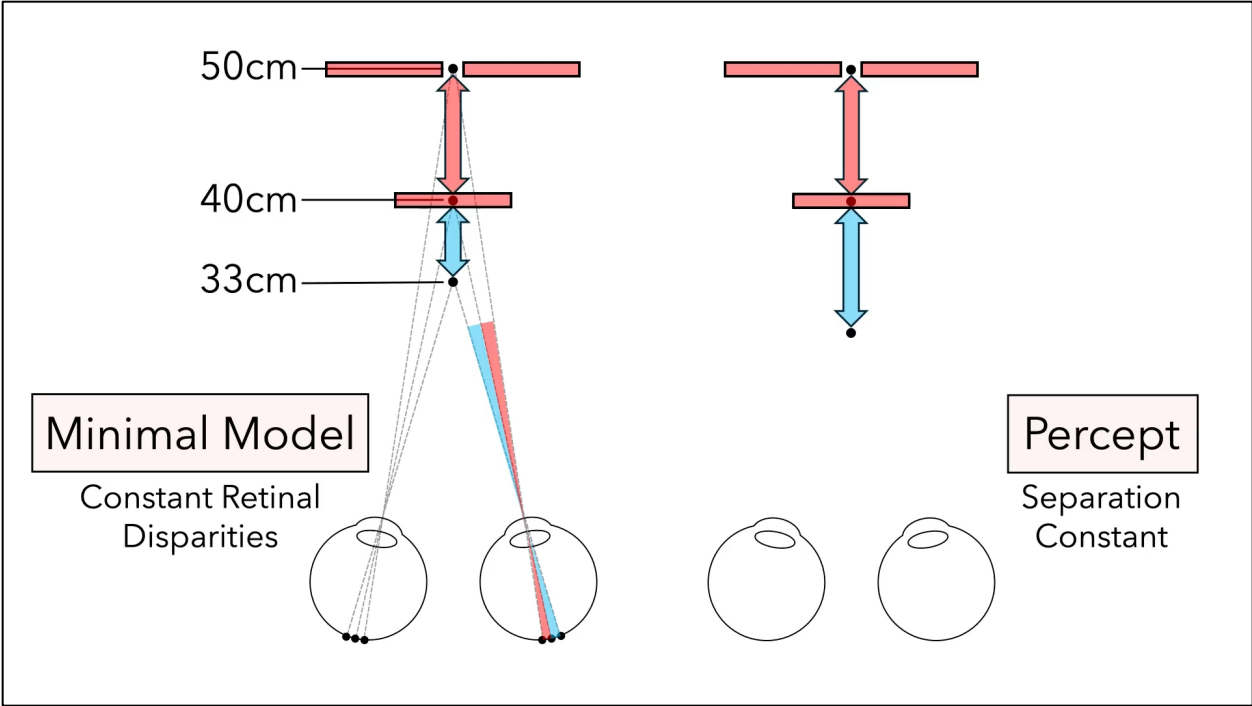
The vast majority of observers pick the ‘constant retinal disparity’ condition as the one that moves rigidly. In the ‘constant physical separation’ condition, the circles do not appear to move rigidly together. Instead, the near circle appears to move more than the far circle (Movie 2).



[Insert Movie 2 here: <https://youtu.be/qgbAnxt1Kyc>]

Movie 2. Perceptual experience (right) in the ‘constant physical separation’ condition (left).

By contrast, in the ‘constant retinal disparities’ condition the circles do appear to move pretty much rigidly in depth together (Movie 3).



[Insert Movie 3 here: <https://youtu.be/P1Aw-Jo5cMk>]

Movie 3. Perceptual experience (right) in the ‘constant retinal disparities’ condition (left).

The ‘Linton Stereo Illusion’ was presented at the Applied Vision Association (AVA) Spring 2024 Meeting (Linton & Kriegeskorte, 2024a) and European Conference on Visual Perception (ECVP) 2024 (Linton & Kriegeskorte, 2024b), as well as at the Vision Sciences Society (VSS) 2024 Demo Night and the ECVP 2024 Illusion Night. Roughly ≈ 210 visitors experienced the ‘Linton Stereo Illusion’ across the two conferences (≈ 160 at VSS, and ≈ 150 at ECVP), with $\approx 90\%$ of observers picking the ‘constant retinal disparities’ condition as the rigid one¹. The ‘Linton Stereo Illusion’ has also been widely discussed online, receiving 16,500 views on Twitter/X².

¹ $\approx 90\%$ is higher than I expected, given roughly 1 in 8 people are thought to have some form of stereo vision deficits. Although when people mentioned they didn’t see any depth, I didn’t ask them to decide one way or another.


² <https://x.com/LintonVision/status/1788572440034947469> (May 2024, 16,500 views as of June 2025).



Figure 1. ‘Linton Stereo Illusion’ at VSS Demo Night 2024. Here being viewed by Marty Banks (University of Berkeley) and Mike Landy (New York University). (Photos by Benjamin Peters).

Demos

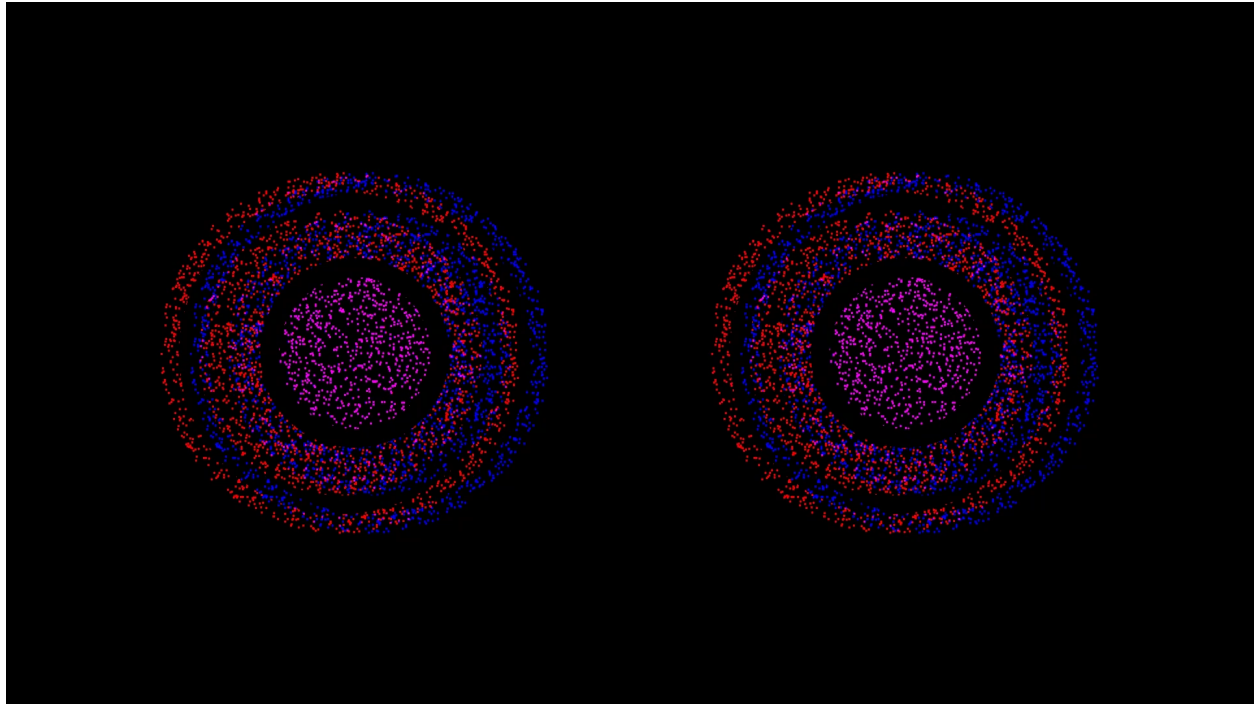
You can try the ‘Linton Stereo Illusion’ for yourself in Demo 1 using red-blue stereo glasses. On the left is the ‘constant physical separation’ condition. On the right is the ‘constant retinal disparity’ condition. In which of the two conditions do the circles appear to move rigidly?



[Insert Movie 4 here: <https://youtu.be/beefk6GkBWo>]

Movie 4. Demo 1: You can try the ‘Linton Stereo Illusion’ for yourself with red-blue stereo glasses. ‘Constant physical separation’ condition (left) and ‘constant retinal disparities’ condition (right). Stimuli specified for a 27-inch display at a 40cm viewing distance with 6.4cm interpupillary distance. A half-speed version is also available at <https://github.com/LintonVision/StereoIllusion/>

Whilst Demo 1 makes it clear how the stimuli work, some readers might see the effect more clearly in Demo 2, which takes the same stimulus, but optimizes it for red-blue glasses.



[Insert Movie 5 here: <https://youtu.be/zR3Y1pgnQHI>]

Movie 5. Demo 2: ‘Linton Stereo Illusion’ optimized for red-blue glasses. ‘Constant physical separation’ condition (left) and ‘constant retinal disparities’ condition (right). Stimuli specified for a 27-inch display at a 40cm viewing distance with 6.4cm interpupillary distance. A half-speed version is also available at <https://github.com/LintonVision/StereoIllusion/>

We also have ThreeJS (WebGL) and PsychToolbox (Matlab or Octave)(Kleiner et al., 2007) versions of all the demos in this paper, with easily amendable variables like interpupillary distance (IPD), viewing distance to the screen, circle separation, and speed of motion. The ThreeJS (WebGL) demos run in a normal web browser and will automatically scale appropriately to the screen size.

Project Webpage: <https://LintonVision.github.io/StereoIllusion>

Project GitHub: <https://github.com/LintonVision/StereoIllusion>

The ‘Linton Stereo Illusion’ has also been presented at the Vision Sciences Society (VSS) 2025 (and Demo Night), European Conference on Visual Perception (ECVP) 2025 (and Demo Night), Cognitive Computational Neuroscience (CCN) 2025, and Optica Fall Vision Meeting 2025 as one of

“Five Illusions Challenge Our Understanding of Visual Experience” (Linton, 2025). And the same demos are also available on the Five Illusions GitHub and webpage.

Project Webpage: <https://FiveIllusions.github.io>

Project GitHub: <https://github.com/FiveIllusions>

What’s the Significance of the ‘Linton Stereo Illusion’?

The experience of the ‘Linton Stereo Illusion’ is undeniable. The question then turns to its significance. I will consider three potential explanations:

1. First, my own explanation, namely that perceived stereo depth reflects retinal disparities rather than 3D geometry (Linton, 2023, 2024a).

And then two alternative explanations that have been suggested to me:

2. That the illusion demonstrates a well-known failure of ‘depth constancy’, caused by the visual system scaling disparities with a faulty estimate of the viewing distance (Johnston, 1991).
3. That the illusion is simply an artefact of keeping the angular size of the stimulus (the size of the stimulus on the retina) constant.

Although I would estimate a significant majority of vision scientists that I discussed the ‘Linton Stereo Illusion’ with at VSS and ECVP agreed with my interpretation, there were notable exceptions from the community, and I cannot claim there was a clear consensus. Hopefully this article, along with the demos at VSS and ECVP, will spur an open, lively, and public exchange of ideas in print. And I very much look forward to – and indeed encourage – challenges to the explanation that I outline here.

That being said, the ‘Linton Stereo Illusion’ is a clear prediction of the ‘Minimal’ (disparity-only) account of stereo vision advanced in (Linton, 2023). As (Popper, 1963) suggests, the predictive power of a theory has to seriously count in its favour. Indeed, the challenge facing alternative explanations is significant. Observers in the ‘Linton Stereo Illusion’ act as if they have direct access to retinal disparities (I would argue, because they do). So alternative explanations of the illusion have to explain why observers act as if they have direct access to disparities, without admitting that they do.

Our field has benefitted immensely from the phenomenal exploration of illusions, from Wheatstone’s original papers (Wheatstone, 1838, 1852), to (Helmholtz, 1866), to more recent phenomena like the ‘random-dot stereogram’ (Julesz, 1960), the ‘hollow-face illusion’ (Gregory, 1970), and ‘Adelson’s chequerboard’ (Adelson, 1995). No one would deny they have all had a profound effect on our field, even though they are simply phenomenal reports. And subsequent experimental study has only really served to parameterize the fundamental insights we already get from the illusions.

It is important to have this discussion now as a ‘Phenomenal Report’ for three reasons. First, the ‘Linton Stereo Illusion’ is already being widely discussed in the vision science community (at VSS, ECVP, and online³), and many vision scientists have asked me to fully describe the illusion and explain

³ <https://x.com/LintonVision/status/1788572440034947469> (May 2024; 16,500 views as of June 2025).

my interpretation so they can better understand it. Second, I've been struck that when leading vision scientists have offered alternative explanations, they have been so divergent, and so it's important to explore these alternative explanations as well. Third, this dialogue helps to clarify what actual experiments would be worth doing down the line in order to adjudicate between these competing interpretations. As you will see, each potential explanation rests on a number of assumptions, and it would be good to clarify where they disagree in advance of experimental investigation.

1. My Explanation: Perceived Stereo Depth Reflects Retinal Disparities

In the published abstracts of the 'Linton Stereo Illusion' for the Applied Vision Association (AVA) Spring 2024 Meeting (Linton & Kriegeskorte, 2024a) and European Conference on Visual Perception (ECVP) 2024 (Linton & Kriegeskorte, 2024b), I draw four specific conclusions:

1. *"First, perceived stereo depth appears to be best captured by the 'Minimal Model'."*

The 'Linton Stereo Illusion' is intended to adjudicate between traditional 'Triangulation' accounts of stereo vision and my own 'Minimal' (disparity-only) theory of stereo vision (Linton, 2023).

You might argue that the two conditions only test 'full depth constancy' accounts like (Guan & Banks, 2016) vs. 'disparity-only' accounts (Linton, 2023), but leave untouched 'partial depth constancy' accounts like (Johnston, 1991). In the next section, I will argue that this is a mistake. I argue that no plausible 'Triangulation' account predicts the pattern of distortions that we experience in the 'constant physical separation' condition of the 'Linton Stereo Illusion'.

2. *"Second, doubling disparity appears to double perceived depth, suggesting that perceived stereo depth is proportional to disparity."*

If the stimulus in 'constant retinal disparity' condition is perceived as roughly rigid, then the 33-40cm separation and the 40-50cm separation, which have the same disparity, must also be perceived as having the same depth, since the motion is rigid (there is no change in depth). But if this is true, then 33-50cm (which is both separations added together, and therefore double the disparity) must also have double the depth of either of them in isolation.

3. *"Third, changes in vergence appear to have no effect on perceived depth."*

If vergence tracks the 'constant retinal disparity' stimulus as it moves in depth, but the circles appear rigid throughout, then it becomes difficult to argue, as (Banks, 2000) does, that:

"We have shown ... that changes in the eyes' vergence can cause a compelling change in perceived shape even when the retinal disparities are completely constant."

Instead, following my work on vergence as a distance (Linton, 2020) and size cue (Linton, 2021a), a new position is emerging in the literature. (Rogers, 2023) cites my work, and concludes that it:

"...it raises the question of whether there is any role for the vergence angle of the eyes in the perception of spatial layout in natural scenes (Linton, 2021a)."

Our experience of the ‘constant retinal disparity’ condition when vergence tracks the stimulus appears to provide additional evidence in favour of this conclusion. Indeed, this is something that those who favour a (Johnston, 1991) interpretation of the ‘Linton Stereo Illusion’ (below) largely agree with me on, since her account predicts only a small effect of vergence on the scaling of disparities.

4. *“Fourth, stereo ‘depth constancy’ appears to be a cognitive (not perceptual) phenomenon, reflecting our experience of a world distorted in perceived stereo depth.”*

This argument is developed in the third section (below), and best articulated there.

5. In my ECVF poster (<https://osf.io/6wn7x>), I further argue that the ‘Linton Stereo Illusion’ highlights that we’ve been trying to hold two incompatible commitments at the same time:

- a. On the one hand, the logic of stereo ‘depth constancy’ (even partial ‘depth constancy’) implies that observers are blind to the changes in the relative disparities of stimuli moving in depth.
- b. On the other hand, if there’s one thing we’ve know about stereo vision for well over a century (Howard, 1919), it’s that observers are supremely sensitive to changes in relative disparities.

For me, the sensitivity to changes in the relative disparities seems to be the more fundamental of the two. So, it’s no surprise to me that the ‘Linton Stereo Illusion’ appears to demonstrate that observers are not blind to changes in relative disparities in the way that ‘depth constancy’ suggests.

However, against my interpretation, two alternative explanations have been raised:

2. Alternative Explanation One: Failure of Depth Constancy?

A leading vision scientist has suggested to me in correspondence⁴ that the ‘Linton Stereo Illusion’ is just an instance of a well-known phenomenon – the failure of stereo ‘depth constancy’ – and that the ‘Linton Stereo Illusion’ can be explained by the analysis in the leading paper in the field⁵, (Johnston, 1991). By contrast, in this Section, I argue that (Johnston, 1991)’s account makes predictions that are not only inconsistent with, but the exact opposite, of what is observed in the ‘Linton Stereo Illusion’.

I hope I can be forgiven for spending some time on (Johnston, 1991). As one reviewer notes, there are considerable dissimilarities between our stimuli, that I don’t explore here. However, I would expect common principles of stereo vision to govern both cases. And I feel the field as a whole hasn’t fully worked through the implications of (Johnston, 1991)’s account, meaning that they read the ‘Linton Stereo Illusion’ as supporting it (a common response I received at VSS and ECVF), when it does not. However, since I don’t want to turn this paper on the ‘Linton Stereo Illusion’ into a paper on (Johnston, 1991), I have provided an extended version of the following analysis in (Linton, 2024b).

Failure of stereo ‘depth constancy’ is a claim that dates back at least to (Helmholtz, 1866), who argued that distortions in stereo vision are due to visual system scaling disparities using a faulty estimate of the viewing distance (which is typically thought to come from vergence):

⁴ Personal communication, ‘There is no challenge to our understanding of stereo vision: Response to Linton and Kriegeskorte (ECVP 2024 and ArXiv, <https://arxiv.org/abs/2408.00770>)’, 9th September 2024.

⁵ As evidenced by most citations for an article on failure of stereo depth constancy (369 at time of writing).

“Owing to the uncertainty of our judgments as to the degree convergence of the eyes, we are liable to have illusions also about the forms of things in space seen binocularly. The interpretation of the visual phenomena would be correct if the amount of convergence were different, but it is not correct for the convergence actually used.”
 (Helmholtz, 1866), pp.264-5 (trans. p.318).

For a representative sample of restatements of this over the last seven decades see (Wallach & Zuckerman, 1963) in the 1960s, (Ono & Comerford, 1977) in the 1970s, (Foley, 1980) in the 1980s, (Johnston, 1991) in the 1990s, (Scarfe & Hibbard, 2006) in the 2000s, (Volcic et al., 2013) in the 2010s, and (Yu et al., 2021) in the 2020s. It’s fair to say (Johnston, 1991) has been the leading paper in the field for the last 33 years, and so it’s understandable that this vision scientist focuses on it.

(Johnston, 1991) had participants adjust a stereo-defined cylinder so that it looked regular (dotted line in Figure 2). At medium distances (107cm), (Johnston, 1991) found close to veridical 3D shape perception. However, at close distances (53.5cm), a compressed cylinder looked regular, implying ‘over-constancy’ (accentuated depth) at near distances. Whilst at far distances (214cm), a cylinder accentuated in depth looked regular, implying ‘under-constancy’ (compressed depth) at far distances.

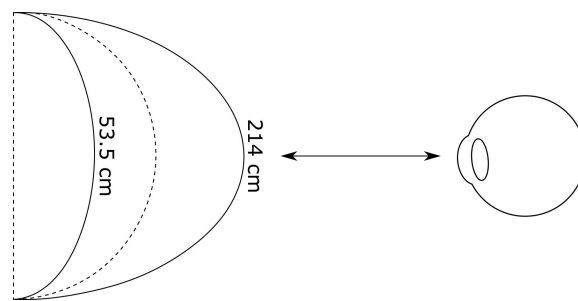


Figure 2: Disparity defined 3D shape of cylinders perceived to be ‘regular’ (dotted line) by observers in (Johnston, 1991) at near (53.5cm) and far (214cm) viewing distances.

(Johnston, 1991) concluded that binocular disparities are ‘scaled’ by the visual system using an inaccurate estimate (y) of the viewing distance (x), where:

$$y \approx \underbrace{80}_{\text{Weak Triangulation}} + \underbrace{0.265*(x - 80)}_{\text{Strong Triangulation}}$$

We can think of this formula as having two components:

1. Abathic Distance (Weak Triangulation): A default internal estimate of viewing distance, known as the ‘abathic distance’, that is roughly 80cm (where $y = x$).
2. Vergence (Strong Triangulation): A refinement of the ‘abathic distance’ based on a compressed (gain of 0.265) estimate of the viewing distance, thought to come from ‘vergence’.

I call these ‘Weak Triangulation’ and ‘Strong Triangulation’ because they are both classic triangulation accounts, the only difference is whether the disparities are being ‘scaled’ using a default internal estimate of the viewing distance (Weak Triangulation) or the visual system tries to estimate the viewing distance (Strong Triangulation). So both ‘Weak Triangulation’ and ‘Strong Triangulation’ imply a degree of ‘depth constancy’ (disparity scaling) for a stimulus moving in depth when vergence is fixed, albeit ‘scaled’ with a false estimate of the viewing distance. And this, as we shall now see, this gives us a way of differentiating my account from (Johnston, 1991)’s.

a. ‘Constant Physical Separation’ Condition

You might think that (Johnston, 1991) provides an obvious explanation for the perceptual experience in the ‘constant physical separation’ condition of the ‘Linton Stereo Illusion’ (Movie 2), where we experience accentuated depth as the stimulus moves towards us. Indeed, 20 years ago, (Scarfe & Hibbard, 2006) tested one of (Johnston, 1991)’s cylinders moving in depth, and found the stereo-defined cylinder became noticeably accentuated depth as it moved closer, noting:

“A simple prediction from [(Johnston, 1991)] is that disparity-defined objects should appear to expand in depth when moving towards the observer, and compress when moving away.”

But the same stereo distortions are also predicted by my account (Linton, 2023), since the disparities are larger the closer the object is. So how can we differentiate between these two accounts? As we see in part c. (below) you can actually do it using (Johnston, 1991)’s original cylinder by alternating your fixation between the front and the back. But that’s not the approach the ‘Linton Stereo Illusion’ adopts. Instead, it introduces two key innovations:

First, differentiating the two accounts is easier when we focus on more complex stimuli. Specifically, if we have two sequential separations in depth (the red and blue arrows in Figure 3), we can explore how ‘distance scaling’ affects the perceived relative size of these two separations in depth.

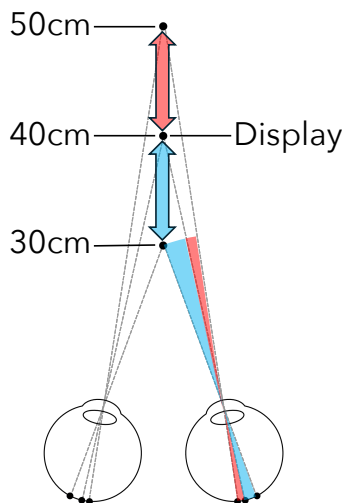
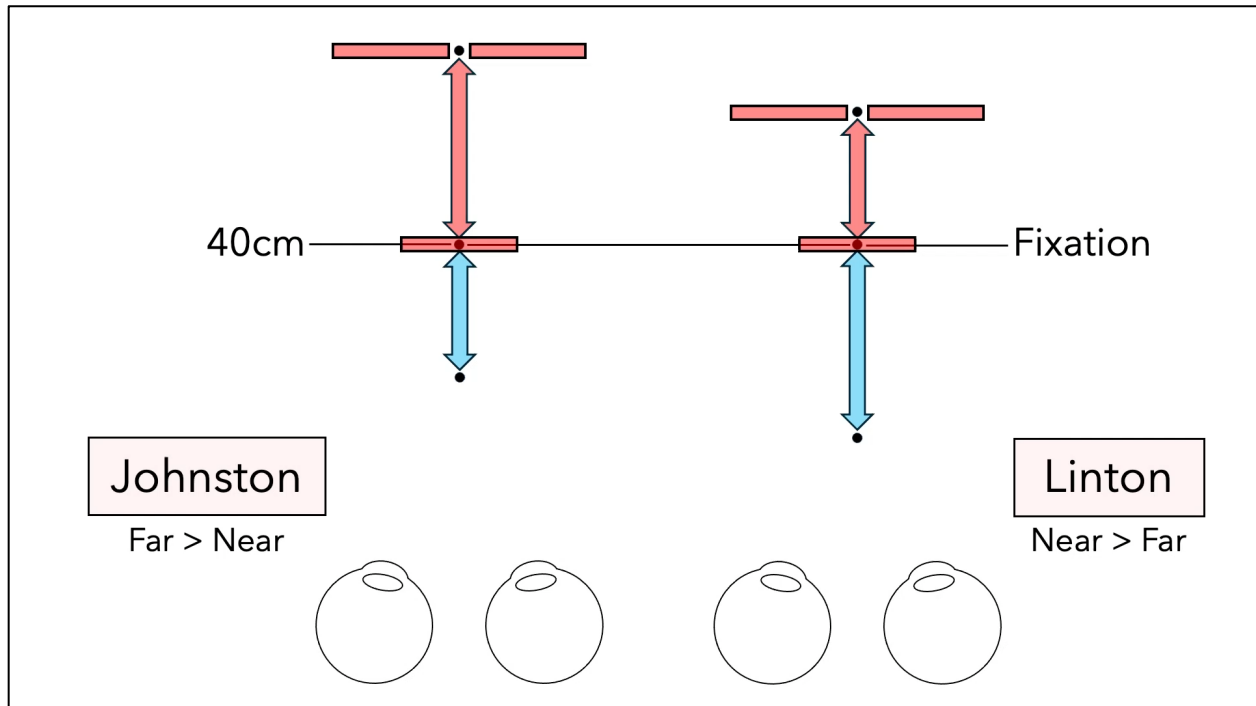


Figure 3. Viewing geometry in the ‘constant physical separation’ condition.

Second, the viewing distance is intentionally *closer* than the ‘abathic distance’ ($\approx 80\text{cm}$), and I use a viewing distance of 40cm . The reason is that both my (Linton, 2023) and (Johnston, 1991)’s accounts make similar predictions for stimuli that are *further* than the ‘abathic distance’ ($>80\text{cm}$), but they make the exact opposite predictions from each other when the stimuli are *closer* than the ‘abathic distance’ ($<80\text{cm}$). (Johnston, 1991)’s account predicts that the stimulus in the ‘constant physical separation’ condition (when vergence is fixed at 40cm) should compress as it comes closer, whilst I predict that it should expand. And so (Johnston, 1991) predicts the exact opposite pattern of distortions than we actually experience in the ‘constant physical separation’ condition (Movie 6).




[Insert Movie 6 here: <https://youtu.be/7chGl8JtPVE>]

Movie 6. Perceived stereo distortions predicted by (Johnston, 1991) and (Linton, 2023) for the ‘constant physical separation’ condition of the ‘Linton Stereo Illusion’ (vergence fixed at 40cm).

This might seem counterintuitive, so let me explain why this follows from (Johnston, 1991)’s account. On (Johnston, 1991)’s account, the ‘abathic distance’ (mid-distance) acts as a ‘flipping distance’, with the stereo distortions of far viewing ($2\text{m}+$) gradually corrected as we reach mid-distance (80cm) and then inverted as we reach near viewing (40cm). In far viewing ($2\text{m}+$), (Johnston, 1991)’s account predicts progressive ‘underconstancy’ of equal separations in depth (blue arrow $>$ red arrow), reflecting our experience of the real-world: the stereo depth between evenly spaced lampposts seems to get flatter and flatter with distance. But what this means is that in near viewing (40cm), (Johnston, 1991)’s account should predict progressive ‘overconstancy’ of equal separations in depth (blue arrow $<$ red arrow), the exact opposite distortion than we actually experience (blue arrow $>$ red arrow).

To understand why, consider how disparities fall off with the viewing distance squared. Imagine a simple case where the blue (near) and red (far) arrows have the same disparity (1 degree of disparity from fixation). Because disparity falls off drastically with the viewing distance squared, the further

that fixation (vergence) is, the more the red (far) arrow will have to be larger than the blue (near) arrow to produce the very same disparity.



Vergence Angle	Vergence Distance	1 Degree Disparity Near	1 Degree Disparity Far	Ratio
1 Degree	183cm	91cm	Horizon (∞)	1: ∞
2 Degree	92cm	31cm	91cm	1:3
3 Degree	61cm	15cm	31cm	1:2
4 Degree	46cm	9cm	15cm	1:1.7
5 Degree	37cm	7cm	9cm	1:1.3

Table 1. Lengths of the blue (near) arrow and red (far) arrow when both correspond to 1 degree of disparity from fixation, for different fixation (vergence) distances. Note how ratio tends from 1: ∞ towards 1:1 as the fixation (vergence) distance reduces.

Now the inverse is also true. If we encounter near (blue) and far (red) arrows that are roughly comparable in terms of their disparities, but the visual system thinks that fixation (vergence) is ≈ 3 degrees (Johnston, 1991)'s account), then it will disproportionality scale the red (far) arrow.

This is illustrated in Figure 4, which shows what happens when the disparities in the 'constant physical separation' condition are scaled using progressively wrong estimates of the viewing distance up to, and including, (Johnston, 1991)'s own estimate of the viewing distance (70cm).

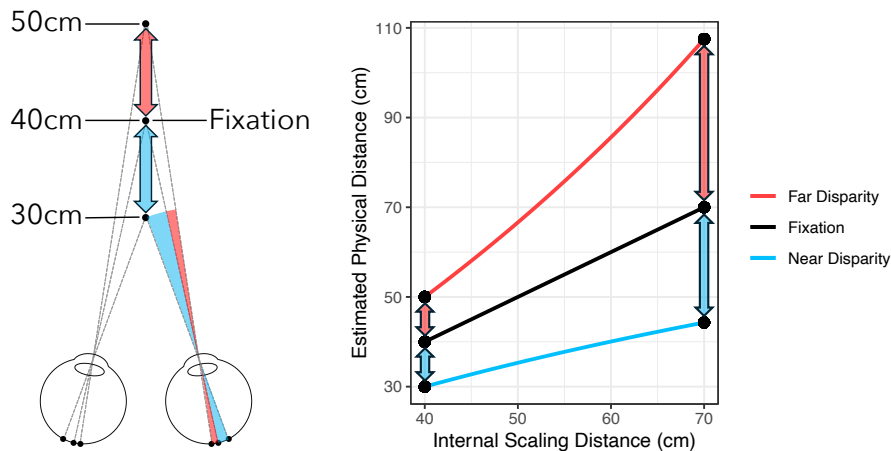


Figure 4. Disparities for the 'constant physical separation' condition of the 'Linton Stereo Illusion' replotted for different scaling distances (with vergence fixed at 40cm).

Now let me consider some objections to this analysis:

First, the analysis in Figure 4 is prefaced on vergence remaining fixed at 40cm in the 'Linton Stereo Illusion'. You might object that vergence was not fixed in my ECVP and VSS demos. That is true. But

we can re-test the illusion with fixed vergence. Set the screen at 40cm, fix your vergence on the screen, and watch the illusion. The separation between the circles appears to expand as it gets closer (as predicted by my account) not compress (as predicted by (Johnston, 1991)).

Second, you might object that (Johnston, 1991) simply got the ‘scaling’ (‘abathic’) distance wrong. On this account, the ‘scaling’ (‘abathic’) distance is closer than we previously thought, but (Johnston, 1991)’s overall account still holds. But here’s the dilemma for ‘Triangulation’ accounts. If you bring the ‘scaling’ distance closer – to, say, 40cm – then all you would predict is that the ‘constant physical separation’ condition should look undistorted as it moves in depth. To get the actual pattern of distortions predicted by my account in Figure 4, and actually observed in the ‘constant physical separation’ condition, the ‘scaling’ distance would have to be much closer than 40cm. But arguing that stereo vision is ‘optimized’ for viewing distances much closer than 40cm is hard to maintain, and the closest ‘scaling’ (‘abathic’) distances I have seen in the literature are 45cm in (Volcic et al., 2013) and 50cm in (Scarfe & Hibbard, 2006).

Further objections to trying to explain the ‘constant physical separation’ condition using (Johnston, 1991)’s account are discussed in (Linton, 2024b). Consider, for instance, the massive perceived absolute distances predicted by (Johnston, 1991)’s account for the two 10cm separations. It predicts the near 10cm separation should be perceived as 26cm, and the further 10cm separation should be perceived as 37cm, neither of which correspond to our actual experience of the illusion.

b. ‘Constant Retinal Disparity’ Condition

Next, let’s model the ‘constant retinal disparity’ condition using (Johnston, 1991). The vision scientist argues that if vergence is tracking the stimulus, then (Johnston, 1991) would predict something close to the rigid percept we see in the ‘constant retinal disparity’ condition. So, let’s model (Johnston, 1991)’s prediction with vergence tracking the front circle from 40cm to 33cm, as they suggest:

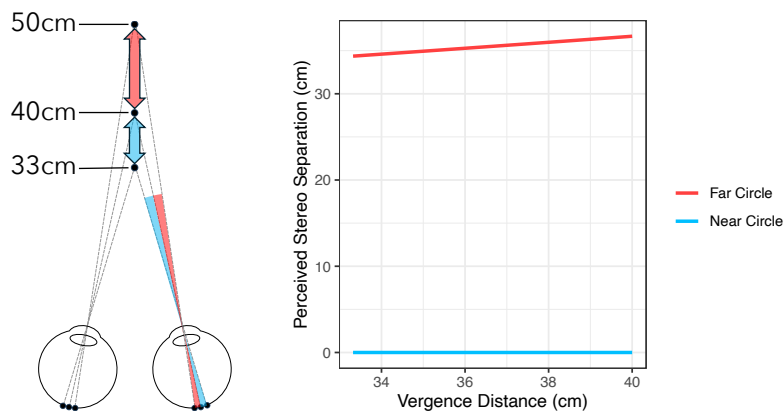


Figure 5. (Johnston, 1991)’s prediction of how the perceived stereo depth between the two circles should change as vergence tracks the near circle from 30cm to 40cm in the ‘constant retinal disparity’ condition of the ‘Linton Stereo Illusion’.

You might look at Figure 5, and see the lines are roughly parallel, and therefore think that (Johnston, 1991)’s predicts something close to my account (that the near and far circle move rigidly together).

But here's the problem. The lines are not parallel, so the near and far circles are not predicted to move rigidly in depth together. Instead, Figure 5 predicts that we should see the separation between circles compress by 2.3cm as the circles come towards us in the 'constant retinal disparity' condition. If we take this literally, as a change from 10cm down to 7.7cm, we should see the separation in depth between the circles reduce by roughly $\frac{1}{4}$. But we don't experience anything like this.

The problem is that the 2.3cm compression in Figure 5 is masked by the implausibly large absolute distances that (Johnston, 1991)'s account predicts the separation is scaled to. According to (Johnston, 1991), the 6.7cm–10cm separation should be perceived as 34.4cm–36.7cm. But our experience in no way coheres with this. So this is a second shortcoming of (Johnston, 1991)'s account, not a way of masking what are very significant different predictions between the two accounts.

c. Stimulus in Starting Position

Finally, we don't have to put the stimulus in motion to differentiate my (Linton, 2023) and (Johnston, 1991)'s account. As you'll recall, both the 'constant physical separation' condition and 'constant retinal disparity' condition have the same starting position: a back circle at 50cm, and a front circle at 40cm. One of the shortcomings of (Johnston, 1991)'s account (that has so far been overlooked by the literature) is that it predicts that we should experience massive stereo distortions as we look around the scene. This is because whatever the actual vergence distance is (near or far) the disparities in the scene will be constantly rescaled as if the vergence distance were the 'abathic' distance (≈ 80 cm).

Applying this insight to the 'Linton Stereo Illusion' at the starting position: On (Johnston, 1991)'s account, when I fixate on the back (50cm) the visual system thinks vergence is at ≈ 80 cm, and when I fixate on the front (40cm) the visual system thinks vergence is still at ≈ 80 cm. But remember (as we saw in Table 1) that, for the same vergence distance (≈ 80 cm), the visual system will scale the same disparities very differently depending on whether they are in front or behind fixation. So, when I fixate far (50cm), the 10cm separation is scaled to 19cm. Whilst when I fixate near (40cm), the 10cm separation is scaled to 37cm. Consequently, (Johnston, 1991)'s account predicts that our stereo depth percept should expand by $\approx 50\%$ as we shift our fixation from far (50cm) to near (40cm).

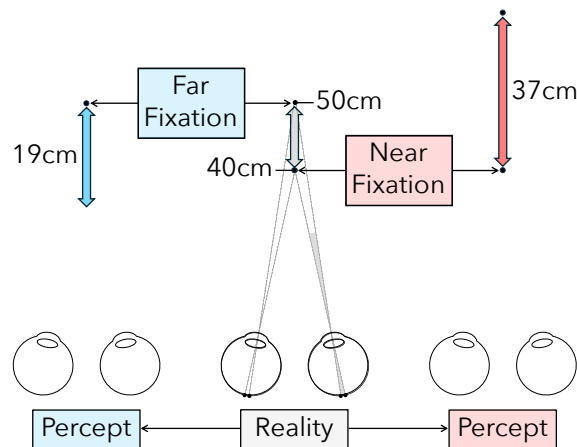


Figure 6. Illustration of how the perception of the very same physical distance distorts with near and far fixation under (Johnston, 1991)'s account. (Johnston, 1991)'s account predicts that our stereo depth percept should expand by $\approx 50\%$ as we shift our fixation from far (50cm) to near (40cm).

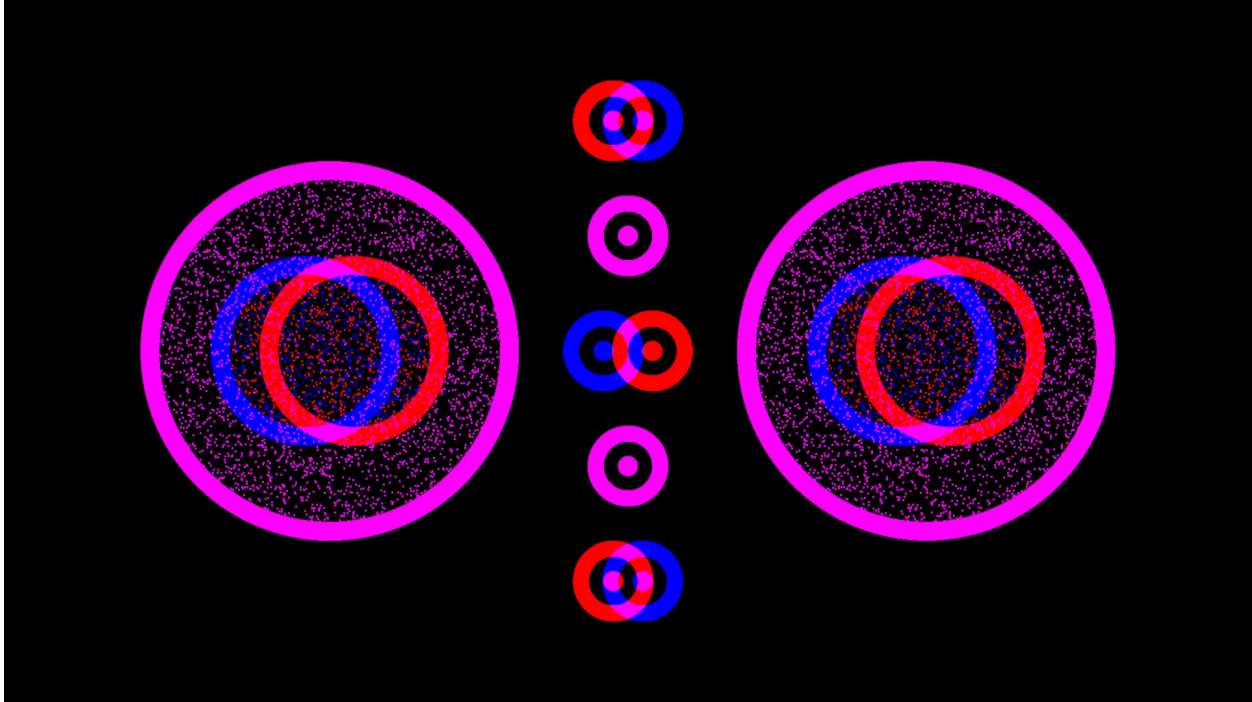
However, in practice, our stereo percept seems pretty stable (doesn't distort) as we shift our fixation from far (50cm) to near (40cm). Ironically, this is the one thing that *full*-'depth constancy' accounts (Guan & Banks, 2016) and my 'minimal' (disparity-only) model (Linton, 2023) agree on, namely that our stereo depth percept is largely⁶ invariant to eye movements, either because there is no re-scaling of disparities with each eye movement (my account), or because the re-scaling of disparities with each eye movement is veridical (Guan & Banks, 2016). By contrast, on (Johnston, 1991)'s *partial*-'depth constancy' account, the rescaling of disparities with each eye movement is not veridical, leading to the prediction of massive distortions of stereo depth as we look around the scene.

Alternative Explanation Two: Artefact of Constant Angular Size?

When objects move towards us in depth in the real world, their size on the retina ('angular size') increases. But in the 'Linton Stereo Illusion' I keep the angular size of the stimulus constant. This is a standard procedure to ensure that we are testing stereo vision in isolation, not stereo vision plus another depth cue ('looming': the change in angular size as an object moves towards us).


However, a second objection that has been raised against the 'Linton Stereo Illusion' is that it's an artefact of keeping angular size constant. And there are two reasons to take this concern seriously. First, we don't notice objects distorting in stereo depth in the way the 'Linton Stereo Illusion' suggests in normal viewing conditions. Second, if we re-render the 'Linton Stereo Illusion' so angular size does change realistically as the stimulus comes towards us, then the stereo distortions in the 'Linton Stereo Illusion' are no longer apparent. For instance, the 'constant physical separation' condition now seem to move rigidly in depth (Movie 7, right), rather than distorting in depth when angular size is fixed (Movie 7, left).

⁶ There will be some very subtle changes to the disparities on the retina with vergence eye movements ('gaze contingent disparities': (Turski, 2016), (Linton, 2019)) due to the slight offset of the nodal point and the centre of rotation of the eye. But the key point is that retinal disparities are not being re-scaled as having different perceived depths.



[Insert Movie 7 here: <https://youtu.be/PzpFXTAm13Q>]

Movie 7. Demo 3: ‘Constant physical separation’ condition of the ‘Linton Stereo Illusion’ with angular size kept fixed (left) or veridically changing with distance (right). In the middle are three static stereo targets staggered at 30cm (in front of screen), 40cm (on screen), and 50cm (behind screen). Stimuli specified for a 27-inch display at a 40cm viewing distance with 6.4cm interpupillary distance. A half-speed version is also available at <https://github.com/LintonVision/StereoIllusion/>



[Insert Movie 8 here: <https://youtu.be/BqgLcCZVD8Q>]

Movie 8. Demo 4: ‘Constant physical separation’ condition of the ‘Linton Stereo Illusion’ with angular size kept fixed (left) or veridically changing with distance (right), optimized for red-blue glasses. In the middle are three static stereo targets staggered at 30cm (in front of screen), 40cm (on screen), and 50cm (behind screen). Stimuli specified for a 27-inch display at a 40cm viewing distance with 6.4cm interpupillary distance. A half-speed version is also available at <https://github.com/LintonVision/StereoIllusion/>

By in large, I agree with this assessment. But I wouldn’t count it as a criticism. Instead, I think it shows that the ‘Linton Stereo Illusion’ tells us something interesting about (a) stereo vision, (b) cue integration, and (c) ‘depth constancy’, even if we don’t notice its effects in everyday viewing.

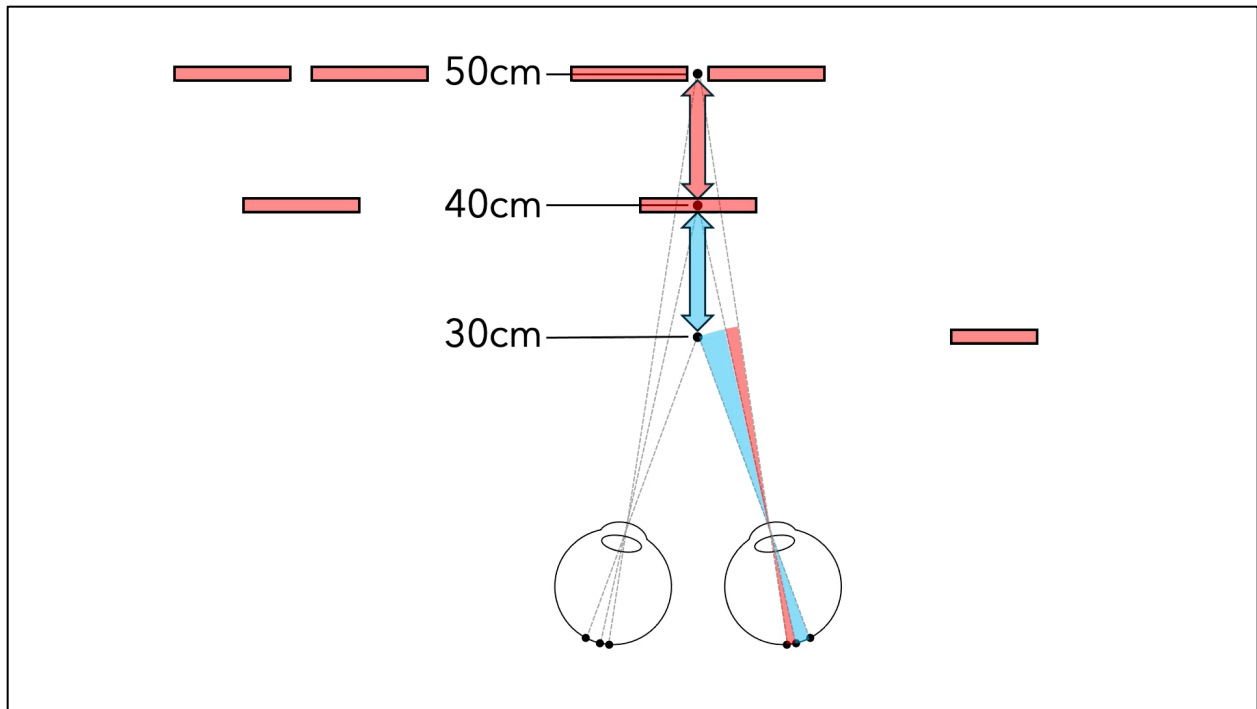
a. Stereo Vision

The objection is that, by keeping angular size constant, we introduce a ‘cue-conflict’: stereo vision says the stimulus is moving in depth, the absence of ‘looming’ says it is not, leading to (on traditional cue integration accounts: (Landy et al., 1995)) a reduction in the perceived motion in stereo depth.

There are three responses to this objection:

First, we can test whether perceived motion in stereo depth really is reduced in the fixed angular size condition, and show that this is not true. The obvious test of whether keeping angular size fixed leads to a reduction in perceived stereo motion-in-depth, is to place static stereo targets at the distances the motion should hit, and see if the stimulus in fact hits these targets or falls short. Check the motion of the fixed-angular size stimulus in Movie 7 (left) yourself, and see that it doesn’t fall short of the 30cm or 50cm static stereo targets in the middle of the display. Indeed, the original version of the ‘Linton Stereo Illusion’⁷ had static targets at 30cm, 40cm, and 50cm, to address this very concern.

⁷ Version submitted to VSS Demo Night (17th March 2024): <https://www.youtube.com/watch?v=E17YKaURsuQ>



[Insert Movie 9 here: [https://youtu.be/xWAZvp\]kWUY](https://youtu.be/xWAZvp]kWUY)]

Movie 9. Original version of the ‘Linton Stereo Illusion’ submitted to VSS Demo Night 2024.

One reviewer suggests that they don’t see the back circle in the fixed angular size stimulus moving as far back as the back circle in the changing angular size stimulus. This is something to explore with additional manipulations of the stimuli in Demos 3 and 4 (e.g. additional stereo targets at 50cm).

Second, the ‘Linton Stereo Illusion’ still appears to work even if we don’t control for angular size, so long as we use dots as the stimulus. This seems like an obvious solution, since the dots’ angular size doesn’t change much with distance. But the problem here is diplopia. I have a convincing demo in the lab – the motion of the dots in front of the screen looks much closer to the motion of the dots behind the screen in the ‘constant retinal disparity’ condition than in the ‘constant physical separation’ condition – but I fully admit that the anaglyph version⁸ does not fully capture this effect.

Third, there is a challenge for the ‘cue conflict’ account of the ‘Linton Stereo Illusion’: how can it explain our experience in the ‘constant retinal disparity’ condition (Movie 3)?

In the ‘constant retinal disparity’ condition, a stimulus with constant retinal disparity is seen as moving rigidly in depth. On my account, this is because constant disparities are perceived as having constant stereo depth. But the ‘cue conflict’ account can’t appeal to this explanation. Indeed, it’s the very thing they’re rejecting. Otherwise, they wouldn’t be objecting to my account. So instead, they must claim two things: First, that constant disparities are not perceived as having constant stereo depth for a stimulus moving in depth. Instead, a stimulus with constant disparities should be seen as compressing in depth as the stimulus comes closer. Second, and this is the difficult part, they must argue that the ‘cue conflict’ introduced by keeping angular size fixed just so happens to cancel out the compression

⁸ Demo 5 / Movie 10. <https://github.com/LintonVision/StereoIllusion/>

in perceived stereo depth *by exactly the right amount* so that we don't see the stimulus as compressing, or as expanding, but as rigid as it moves in depth. But why should these two depth cues – stereo and fixed angular size – cancel each other out so perfectly? On the 'cue conflict' account, this is entirely a coincidence, and nothing to do with constant disparities having constant stereo depth.

The problem is that our experience of the 'constant retinal disparity' condition is exactly as my 'minimal' (disparity-only) account predicts. So, advocates of the alternative 'cue conflict' explanation have to explain why their account mimics my account, whilst also explicitly rejecting my account.

This discussion of stereo vision should be enough to convince you that the 'Linton Stereo Illusion' can't be written off simply as an artefact of keeping angular size constant. In part, because our leading theories of stereo vision struggle to explain why such an 'artefact' (of a constant disparity stimulus appearing to have constant stereo depth) should arise in the first place.

In the remainder of the paper, I also consider implications for 'cue integration' and 'depth constancy' that appear to arise from the 'Linton Stereo Illusion', but these are less essential to the core message.

b. Cue Integration

It's typically assumed that 3D vision integrates the various different depth cues into a single coherent percept at the level of our visual experience ('mandatory fusion')(Hillis et al., 2002). In which case, one tempting conclusion about the 'Linton Stereo Illusion' might be that whilst it teaches us something important about stereo vision, it doesn't really teach us anything interesting about 3D vision in normal viewing conditions. On this account, multiple depth cues bring us closer to the veridical percept, and the depth distortions inherent in stereo vision – whether they are (Johnston, 1991)'s or (Linton, 2023)'s – disappear (Johnston et al., 1994; Scarfe & Hibbard, 2013). This explains why, when we add changes in angular size to the 'constant physical separation' condition, the distortions suddenly disappear.

On this account, adding or removing the changing angular size cue leads to a different 3D percept. Whilst this interpretation of the 'Linton Stereo Illusion' might be tempting, I don't believe it is correct. The problem is that it predicts that the perceived stereo depth (i.e. the perceived real-world depth) of the stimulus is changed by the addition of the angular size cue. But this doesn't appear to be the case. The obvious test, as we saw above, is to assess the perceived real-world motion-in-depth of the changing-angular size stimulus against static disparity targets at 30cm, 40cm, and 50cm. Its perceived real-world motion-in-depth is completely circumscribed by the stereo targets. But so is the perceived real-world motion-in-depth of the fixed-angular size stimulus, leading to the conclusion that they both have the same perceived real-world motion-in-depth, even if we can't directly judge this to be the case.

Now I agree that our *judgements* of the perceived real-world motion-in-depth of the two stimuli in Movie 7 are different. And one challenge for my account is to explain why this. But it's also a challenge for 'cue integration' accounts, because if it were simply a case of the two stimuli have different *perceived* real-world motion-in-depth, then the static disparity targets wouldn't be a good match for both stimuli.

Instead, I want to argue that whilst both 'stereo' and 'looming' affect our *judgement* of our perceived depth, only stereo actually affects our *perception* of depth.

First, I treat 'looming' as a cue to 'depicted' (pictorial) depth, but not as a cue to *perceived* depth. For instance, when an object 'looms' (comes towards you) on TV, it doesn't come out of the screen in

perceived real-world depth. This is because the perceived real-world depth in this scenario is dictated by the stereo disparities. And I would argue that the same principle applies here, too.

Second, my argument is that whilst we (cognitively) mistake ‘depicted’ motion-in-depth (the ‘looming cue’) for perceived real-world motion-in-depth (in our *judgments* about the stimulus), our visual system does not: our visual system continues to produce perceived real-world depth on the basis of stereo alone (explaining why both stimuli in Movie 7 have the same perceived depth as judged by the static stereo targets). In this case, ‘depicted’ motion-in-depth (from the ‘looming cue’) is a ‘cognitive bias’ that we can’t directly overcome when judging our own visual experience ((Linton, 2017), Ch2; (Linton, 2023)). We can only overcome this failure of introspection through ‘structured introspection’: ‘scaffolding’ visual space with static stereo targets to help us judge which depth cues are contributing to perceived real-world depth, and which ones are merely contributing to ‘depicted’ depth.

This requires a strong modularity thesis between ‘perception’ and ‘cognition’ ((Linton, 2017), Ch2; (Linton, 2023)): The idea that whilst we are (cognitively) fooled, our visual systems are not. Strong modularity is not necessarily an uncommon approach in the literature, but usually runs in the opposite direction: The idea that whilst we are not (cognitively) fooled, our visual systems are (for instance, by the ‘Müller-Lyer illusion’). And, as (Block, 2023) notes, there is a lively debate where to draw the line:

“My usage of the terms “cognition” and “perception” is consonant with much of the recent literature on perception ((Firestone & Scholl, 2016); (Pylyshyn, 1999)), but some restrict the term “perception” to what I am calling low-level perception (Linton, 2017) and others use “cognition” to encompass mid-level and high-level perception as both perception and cognition (Cavanagh, 2011).”

(Block, 2023), p.13.

The point of this discussion isn’t to argue the ‘Linton Stereo Illusion’ in Movie 7 vindicates my account, only to highlight the dilemma it appears to pose for traditional ‘cue-integration’ accounts: Why are both stimuli *perceived* to move veridically relative to the static stereo targets if, as the “cue-integration’ account suggests, the difference in the *judged* motion-in-depth of the stimuli in Movie 7 is because they have different *perceived* motion-in-depth?

c. Depth Constancy

On my account, we experience a world distorted in perceived stereo depth, as predicted by the fall-off of disparities with distance squared. But we typically don’t notice these distortions in everyday viewing.

One reason is that disparities at far distances are relatively small, so we shouldn’t expect to notice e.g. a car distorting in perceived stereo depth as it drives towards us. But, at the same time, as the ‘Linton Stereo Illusion’ demonstrates, these distortions are very significant at near viewing distances.

Another reason we don’t notice the distortions in everyday viewing is that we get a significant degree of ‘depth constancy’ for free in natural viewing conditions due to perspective (changes in angular size with distance). This is not because perspective ‘corrects’ distortions in stereo depth (the thesis I have been arguing against), but simply because it makes them much less noticeable.

To explain, ‘depth constancy’ focuses on the distortion of z-axis points with distance. Since disparities fall off with the viewing distance squared, you would expect to experience visual space as distorted in the same way. But what people are really concerned with is ‘shape constancy’: whether 3D objects look distorted with distance. Since the perceived x-axis and y-axis size of objects fall off linearly with distance, full perceptual z-axis ‘depth constancy’ would look weird: a 3D object would appear to expand in z-axis depth (relative to its x-axis and y-axis lengths) as it recedes. Conversely, the linear fall-off of x-axis and y-axis angular size with distance makes the z-axis fall-off of disparities with distance squared appear to be merely a linear fall-off of stereo depth. And this is much closer to our actual everyday visual experience, where objects do seem flatter in stereo depth with distance.

Additional Resources

‘Linton Stereo Illusion’ Webpage: <https://LintonVision.github.io/StereoIllusion>

‘Linton Stereo Illusion’ GitHub: <https://github.com/LintonVision/StereoIllusion>

‘Five Illusions’ Webpage: <https://FiveIllusions.github.io>

‘Five Illusions’ GitHub: <https://github.com/FiveIllusions>

Acknowledgements

This research project and related results were made possible by the support of the NOMIS Foundation. This research was conducted in Nikolaus Kriegeskorte’s Visual Inference Lab at Columbia University’s Zuckerman Mind Brain Behavior Institute, with support from the NOMIS Foundation (‘New Theory of Visual Experience’ grant to PL at the Italian Academy for Advanced Studies, Columbia University), the Presidential Scholars in Society and Neuroscience (PSSN), Columbia University, and the Italian Academy for Advanced Studies, Columbia University. I thank Prof. Kriegeskorte, as well as (at the Italian Academy): David Freedberg, Elena Aprile, and (at PSSN): Christopher Peacocke, Pamela Smith, and Carol Mason. I thank audiences at Rochester Institute of Technology (Imaging Science and Cognitive Science) and the Center for Visual Science, University of Rochester (February 2024), Applied Vision Association Spring Meeting (March 2024), Royal Holloway, University of London (March 2024), Vision Sciences Society Demo Night (May 2024), and European Conference on Visual Perception (August 2024) and ECVP Illusion Night (August 2024) where this work was presented, as well as the lively discussion on X.com (Twitter) with 16,500 views:

<https://x.com/LintonVision/status/1788572440034947469>

This work was also presented as one of “Five Visual Illusions Challenge Our Understanding of Visual Experience” (Linton, 2025) at Vision Sciences Society (2025) and VSS Demo Night (2025), European Conference on Visual Perception (2025) and ECVP Demo Night (2025), Optica Fall Vision Meeting (2025), Applied Vision Association (2025), and Society for Philosophy and Neuroscience (2025).

I thank the two reviewers for their very helpful comments on the manuscript. And thanks to Rob Allison, Marty Banks, Randolph Blake, Marisa Carrasco, Patrick Cavanagh, Aniruddha Das, Deborah Giaschi, Hany Farid, Aaron Hertzmann, Paul Hibbard, Patrick Hughes, Anya Hurlbert, Mike Landy, Ken Nakayama, Andrew Parker, Jenny Read, Austin Roorda, Mike Shadlen, Shin Shimojo, Christopher Tyler, Xiaoye (Michael) Wang, Laurie Wilcox, Niall Williams, Qasim Zaidi, and Li Zhaoping, for helpful discussions at VSS, ECVP, Optica FVM, and Columbia.

I also thank Phillip Guan and Olivier Mercier, Peter Giokaris, Zenna Tavares and Shaiyan Keshvari, Eivinas Butkus, and Guy Liotto for discussions on stereo displays / operating systems.

References

- Adelson, T. E. (1995). *Checker shadow illusion*: [Http://persci.mit.edu/gallery/checkershadow](http://persci.mit.edu/gallery/checkershadow).
- Banks, M. (2000). Viewing Geometry and Stereoscopic Vision. *NSF Award Abstract #9983387*.
https://www.nsf.gov/awardsearch/showAward?AWD_ID=9983387
- Block, N. (2023). *The Border Between Seeing and Thinking*. Oxford University Press.
- Cavanagh, P. (2011). Visual cognition. *Vision Research*, 51(13), 1538–1551.
<https://doi.org/10.1016/j.visres.2011.01.015>
- Descartes, R. (1637). *Dioptrique (Optics)*. In J. Cottingham, R. Stoothoff, & D. Murdoch (Eds.), *The Philosophical Writings of Descartes: Volume 1 (1985)*. Cambridge University Press.
- Firestone, C., & Scholl, B. J. (2016). Cognition does not affect perception: Evaluating the evidence for “top-down” effects. *The Behavioral and Brain Sciences*, 39, e229.
<https://doi.org/10.1017/S0140525X15000965>
- Foley, J. (1980). Binocular Distance Perception. *Psychological Review*, 87, 411–434.
<https://doi.org/10.1037//0033-295X.87.5.411>
- Gregory, R. L. (1970). *The intelligent eye*. Weidenfeld and Nicolson.
- Guan, P., & Banks, M. S. (2016). Stereoscopic depth constancy. *Phil. Trans. R. Soc. B*, 371(1697), 20150253. <https://doi.org/10.1098/rstb.2015.0253>
- Helmholtz, H. (1866). *Handbuch der Physiologischen Optik, Vol.III (translated by J. P. C. Southall 1925 Opt. Soc. Am. Section 26, reprinted New York: Dover, 1962)*.
- Hillis, J. M., Ernst, M. O., Banks, M. S., & Landy, M. S. (2002). Combining Sensory Information: Mandatory Fusion Within, but Not Between, Senses. *Science*, 298(5598), 1627–1630.
<https://doi.org/10.1126/science.1075396>

- Howard, H. J. (1919). A Test for the Judgment of Distance. *Transactions of the American Ophthalmological Society*, 17, 195–235.
- Johnston, E. B. (1991). Systematic distortions of shape from stereopsis. *Vision Research*, 31(7), 1351–1360. [https://doi.org/10.1016/0042-6989\(91\)90056-B](https://doi.org/10.1016/0042-6989(91)90056-B)
- Johnston, E. B., Cumming, B. G., & Landy, M. S. (1994). Integration of stereopsis and motion shape cues. *Vision Research*, 34(17), 2259–2275. [https://doi.org/10.1016/0042-6989\(94\)90106-6](https://doi.org/10.1016/0042-6989(94)90106-6)
- Julesz, B. (1960). Binocular depth perception of computer-generated patterns. *Bell System Technical Journal*, 39, 1125–1162. <https://doi.org/10.1002/j.1538-7305.1960.tb03954.x>
- Kepler, J. (1604). Paralipomena to Witelo (W. H. Donahue, Trans.). In *Optics: Paralipomena to Witelo and Optical Part of Astronomy*. Green Lion Press, 2000.
- Kleiner, M., Brainard, D., & Pelli, D. (2007). Kleiner M, Brainard D, Pelli D, 2007, “What’s new in Psychtoolbox-3?” Perception 36 ECVF Abstract Supplement. *Perception*, 36(ECVP Abstract Supplement).
- Landy, M. S., Maloney, L. T., Johnston, E. B., & Young, M. (1995). Measurement and modeling of depth cue combination: In defense of weak fusion. *Vision Research*, 35(3), 389–412.
- Linton, P. (2017). *The Perception and Cognition of Visual Space*. Palgrave Macmillan.
- Linton, P. (2019). *Would Gaze-Contingent Rendering Improve Depth Perception in Virtual and Augmented Reality?* <https://arxiv.org/abs/1905.10366v1>
- Linton, P. (2020). Does vision extract absolute distance from vergence? *Attention, Perception, & Psychophysics*, 82(6), 3176–3195. <https://doi.org/10.3758/s13414-020-02006-1>
- Linton, P. (2021a). Does Vergence Affect Perceived Size? *Vision*, 5(3), Article 3. <https://doi.org/10.3390/vision5030033>
- Linton, P. (2021b). V1 as an egocentric cognitive map. *Neuroscience of Consciousness*, 7(2), 1–19. <https://doi.org/10.1093/nc/niab017>

- Linton, P. (2023). Minimal theory of 3D vision: New approach to visual scale and visual shape. *Philosophical Transactions of the Royal Society B: Biological Sciences*, 378(1869), 20210455.
<https://doi.org/10.1098/rstb.2021.0455>
- Linton, P. (2024a). *Linton Stereo Illusion* (No. arXiv:2408.00770). arXiv.
<https://doi.org/10.48550/arXiv.2408.00770>
- Linton, P. (2024b). *Linton Stereo Illusion: Response on Johnston (1991)*. OSF.
<https://doi.org/10.31234/osf.io/8njd5>
- Linton, P. (2025). *Five Illusions Challenge Our Understanding of Visual Experience*. Cognitive Computational Neuroscience. <https://doi.org/10.5281/zenodo.17566980>
- Linton, P., & Kriegeskorte, N. (2024a). *Perceived Stereo Depth reflects Retinal Disparities, not 3D Geometry*. Applied Vision Association 2024 Spring Meeting.
<https://doi.org/10.5281/zenodo.17666523>
- Linton, P., & Kriegeskorte, N. (2024b). *Perceived Stereo Depth reflects Retinal Disparities, not 3D Geometry*. European Conference on Visual Perception. <https://doi.org/10.5281/zenodo.17666724>
- Ono, H., & Comerford, J. (1977). Stereoscopic depth constancy. In W. Epstein (Ed.), *Stability and constancy in visual perception: Mechanisms and process*. Wiley.
- Popper, K. R. (1963). *Conjectures and Refutations: The Growth of Scientific Knowledge*. Routledge & K. Paul.
- Pilyshyn, Z. (1999). Is vision continuous with cognition?: The case for cognitive impenetrability of visual perception. *Behavioral and Brain Sciences*, 22(3), 341–365.
<https://doi.org/10.1017/S0140525X99002022>
- Rogers, B. (2023). When is a disparity not a disparity? Toward an old theory of three-dimensional vision. *I-Perception*, 14(5), 20416695231202726.
<https://doi.org/10.1177/20416695231202726>

- Scarfe, P., & Hibbard, P. B. (2006). Disparity-defined objects moving in depth do not elicit three-dimensional shape constancy. *Vision Research*, *46*(10), 1599–1610.
<https://doi.org/10.1016/j.visres.2005.11.002>
- Scarfe, P., & Hibbard, P. B. (2013). Reverse correlation reveals how observers sample visual information when estimating three-dimensional shape. *Vision Research*, *86*, 115–127.
<https://doi.org/10.1016/j.visres.2013.04.016>
- Turski, J. (2016). On binocular vision: The geometric horopter and Cyclopean eye. *Vision Research*, *119*, 73–81. <https://doi.org/10.1016/j.visres.2015.11.001>
- Volcic, R., Fantoni, C., Caudek, C., Assad, J. A., & Domini, F. (2013). Visuomotor Adaptation Changes Stereoscopic Depth Perception and Tactile Discrimination. *Journal of Neuroscience*, *33*(43), 17081–17088. <https://doi.org/10.1523/JNEUROSCI.2936-13.2013>
- Wallach, H., & Zuckerman, C. (1963). The constancy of stereoscopic depth. *The American Journal of Psychology*, *76*, 404–412.
- Wheatstone, C. (1838). Contributions to the physiology of vision. —Part the first. On some remarkable, and hitherto unobserved, phenomena of binocular vision. *Philosophical Transactions of the Royal Society of London*, *128*, 371–394.
<https://doi.org/10.1098/rstl.1838.0019>
- Wheatstone, C. (1852). The Bakerian Lecture.—Contributions to the physiology of vision.—Part the second. On some remarkable, and hitherto unobserved, phenomena of binocular vision (continued). *Philosophical Transactions of the Royal Society of London*, *142*, 1–17.
<https://doi.org/10.1098/rstl.1852.0001>
- Yu, Y., Todd, J. T., & Petrov, A. A. (2021). Failures of stereoscopic shape constancy over changes of viewing distance and size for bilaterally symmetric polyhedra. *Journal of Vision*, *21*(6), 5.
<https://doi.org/10.1167/jov.21.6.5>