

Generative Sentiment Analysis via Latent Category Distribution and Constrained Decoding

Jun Zhou¹, Dongyang Yu², Kamran Aziz¹, Fangfang Su³, Qing Zhang⁴, Fei Li¹, and Donghong Ji¹(✉)

¹ Key Laboratory of Aerospace Information Security and Trusted Computing, Ministry of Education, School of Cyber Science and Engineering, Wuhan University, China

² Beijing Rigour Technology Co., Ltd., China

³ School of Cyberspace, Hangzhou Dianzi University, China

⁴ North China Power Engineering Co., Ltd. of China Power Engineering Consulting Group, China
dhji@whu.edu.cn

Abstract. Fine-grained sentiment analysis involves extracting and organizing sentiment elements from textual data. However, existing approaches often overlook issues of category semantic inclusion and overlap, as well as inherent structural patterns within the target sequence. This study introduces a generative sentiment analysis model. To address the challenges related to category semantic inclusion and overlap, a latent category distribution variable is introduced. By reconstructing the input of a variational autoencoder, the model learns the intensity of the relationship between categories and text, thereby improving sequence generation. Additionally, a trie data structure and constrained decoding strategy are utilized to exploit structural patterns, which in turn reduces the search space and regularizes the generation process. Experimental results on the Restaurant-ACOS and Laptop-ACOS datasets demonstrate a significant performance improvement compared to baseline models. Ablation experiments further confirm the effectiveness of latent category distribution and constrained decoding strategy.

Keywords: Sentiment analysis · Text generation · Latent distribution · Constrained decoding.

1 Introduction

Sentiment analysis, especially the fine-grained Aspect-Based Sentiment Analysis (ABSA), plays a vital role in Natural Language Processing (NLP) [11]. ABSA aims to convert unstructured text into structured records to achieve a profound comprehension of sentiment semantics. For instance, in the comment “*as far as gaming performance, the m370x does quite well*”, the ABSA quadruple extraction task [3] seeks to extract aspect-level sentiment elements, including *aspect*, *category*, *opinion*, and *sentiment* polarity, represented as a structured quadruple $\langle m370x, GRAPHICS \# OPERATION_PERFORMANCE, well, POS \rangle$. Given its

ability to offer opinions and sentiments regarding specific aspects, this task has been widely used in domains such as marketing and conversational agents [11].

Sentiment extraction models are currently categorized into two main groups: extractive methods and generative methods [21]. Extractive methods typically frame the task as a sequence labeling or multi-classification problem [3], necessitating task-specific classification networks [9]. The introduction of generative pre-trained language models such as T5 [14] and BART [7] has introduced a new paradigm for information extraction, shifting tasks towards sequence generation [20]. This generative approach has also demonstrated promising results in sentiment quadruple extraction tasks [20].

However, existing sentiment extraction models often overlook the challenges posed by category inclusion and overlap, which refer to the semantic inclusion or overlapping of categories within the dataset. For example, the category “*GRAPHICS*” is semantically encompassed by categories such as “*HARDWARE*” and “*LAPTOP*” (where “*GRAPHICS*” is a semantic subset of “*HARDWARE*”, and “*HARDWARE*” is a semantic subset of “*LAPTOP*”). Similarly, categories like “*MEMORY*”, “*KEYBOARD*”, and “*BATTERY*” exhibit similar semantic inclusion relationships with “*HARDWARE*” and “*LAPTOP*”. Additionally, “*GRAPHICS*” and “*DISPLAY*” share a semantic overlap, as do “*WARRANTY*” and “*SUPPORT*”. These instances of semantic inclusion and overlap complicate the accurate extraction of elements, a concern often neglected by current models.

On the other hand, current generative models typically employ greedy decoding [8], selecting the word with the highest probability from the entire target vocabulary at each time step. Nonetheless, this strategy fails to effectively utilize pattern knowledge inherent in the target sequence, which could otherwise constrain the search space [8]. To elaborate, datasets typically define restricted sets of categories, subcategories, and sentiment polarities. Greedy decoding based on the entire vocabulary may lead to the generation of invalid categories, misaligned subcategories, as well as invalid sentiment polarities. Despite these challenges, current generative models often neglect the significance of pattern knowledge in the target sequence.

Motivated by recent advances in generative frameworks, this study proposes a T5-based model for sentiment quadruple extraction. The model treats extraction as a generative process, producing sentiment elements in a uniform, natural language format. To address category semantic inclusion and overlap issues, a Latent Category Distribution (LCD) variable is introduced. This variable, learned through reconstructing the input of a Variational AutoEncoder (VAE) [5], captures the relationship intensity between text and categories, supplementing target sequence generation. Furthermore, to leverage the inherent pattern knowledge within the target sequence, a Constrained Decoding (CD) strategy based on a trie data structure [4] is adopted. This strategy introduces structural pattern knowledge during the decoding stage to reduce the search space and enhance sequence generation. Evaluation on the Restaurant-ACOS [3] and

Laptop-ACOS [3] datasets show that the proposed model outperforms baseline models, and demonstrate the efficacy of the LCD and CD.

The primary contributions of this study include:

- Addressing category semantic inclusion and overlap challenges via a latent category distribution variable learning the relationship intensity between text and categories.
- Regulating the generation process through a constrained decoding strategy leveraging structural pattern knowledge within the target sequence.
- Experimental results on the Restaurant-ACOS and Laptop-ACOS datasets demonstrate the effectiveness of the proposed model.

2 Related Works

In recent years, there has been a growing interest in fine-grained sentiment analysis [11], involving the extraction and organization of sentiment-related elements such as *aspects*, *categories*, *opinions*, and *sentiment* polarities from text. Initially focusing on individual elements such as aspect terms [11], categories [2], and sentiment polarities [19]. Early research has expanded to include paired extractions [22]. Subsequent studies have advanced the field by proposing tasks like triplet extraction [12], involving aspects, opinions, and sentiment polarities. More recently, quadruple extraction [3] has been introduced to extract aspects, categories, opinions, and sentiment polarities concurrently, including implicit elements [3]. This task has garnered significant attention in the research community.

Quadruple extraction models can be broadly categorized into two main approaches [20]: extractive and generative methods. Extractive methods decompose the task into distinct subtasks, addressing them separately [20]. For instance, Cai et al. [3] employ either the Double Propagation (DP) [13] algorithm or the JET [17] model to extract *aspect-opinion-sentiment* triplets, and then predict the category of these triplets. Alternatively, they might use the TAS-BERT [16] model for the joint extraction of *aspect-opinion* pairs, followed by category and sentiment polarity prediction. Zhu et al. [23] capture local and contextual features and then utilize a grid labeling scheme along with its decoding method to extract quadruples. Extractive methods often transform the task into sequence labeling or multi-classification problems, requiring the development of task-specific classification networks [9].

The emergence of generative language models [7, 14] has introduced a novel paradigm to information extraction by unifying tasks into sequence generation problems, eliminating the need for task-specific network designs. This shift simplifies model design and facilitates the comprehensive use of correlation information among different subtask modules [9]. Generative extraction has been applied to various tasks [8]. Efforts have recently also focused on transforming fine-grained sentiment analysis tasks into sequence generation challenges. For example, the BARTABSAs [18] model reformulates sentiment element extraction as a problem of generating indices for target elements. The Paragraph [20] model

employs predefined templates to reframe quadruple extraction as a template-based generation problem. The GAS [21] model proposes annotation-based and extraction-based approaches to model the task as a text generation problem.

However, the models discussed overlook challenges posed by category semantic overlap and inclusion, and neglect to utilize structural pattern knowledge to constrain decoding. This study, inspired by the generative paradigm, adopts a generative model as its core framework. Unlike existing generative models, it addresses semantic overlap and inclusion by incorporating a latent category distribution, and utilizes pattern knowledge to guide decoding during generation. Experimental results validate the effectiveness of the proposed model.

3 Task Definition

The objective of sentiment quadruple extraction is to extract structured quadruples $\langle a, c, o, s \rangle$ from a given comment $X = [x_1, \dots, x_N]$ [3]:

$$X \Rightarrow [\langle a_1, c_1, o_1, s_1 \rangle, \langle a_2, c_2, o_2, s_2 \rangle, \dots] \quad (1)$$

where a represents the *aspect*, c denotes the *category* to which the aspect belongs, o signifies the *opinion*, and s indicates the *sentiment* polarity of the opinion.

Since this study adopts a generative manner to the extraction task, using a Sequence-to-Sequence (Seq2Seq) framework to convert X into a linearized augmented language sequence Y [8], the task is specifically transformed into:

$$X \Rightarrow Y = [y_1, y_2, \dots] \quad (2)$$

where Y is a word sequence consisting of the essential elements of the quadruples, which can be extracted by parsing Y .

4 Model Structure

4.1 Latent Category Distribution

Latent Category Distribution (LCD) module (refer to Figure 1) models category distribution within text following Fei et al. [5], using a latent variable instead of explicit measurement. It reconstructs the variational autoencoder input to learn the LCD representation \mathbf{Z} .

Encoder The input to the LCD module is the Category Bag of Words (CBoW) features [5] $\mathbf{X}_{CBoW} \in \mathbb{R}^L$. The construction of CBoW features involves: 1) Removing stopwords, meaningless words, and sentiment-related words from texts while preserving category- and aspect-related words to construct a CBoW vocabulary of length L . This step aims to ensure that representation \mathbf{Z} contains comprehensive category information rather than general semantic information, while decreasing the BoW vocabulary size is beneficial for VAE training [5]. 2)

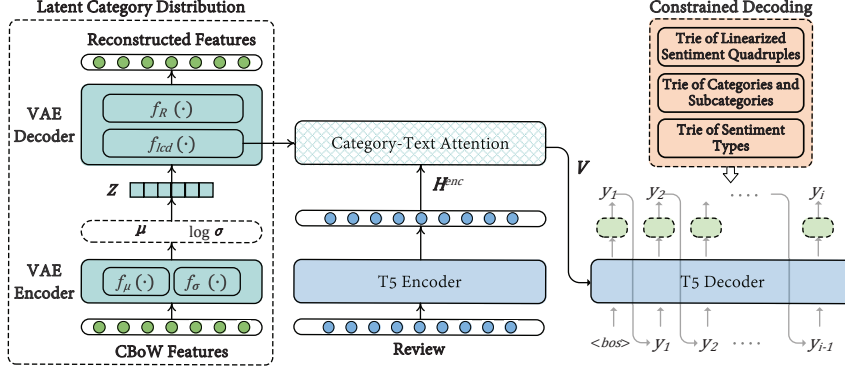


Fig. 1: Model architecture

Calculating the occurrence frequency of words in the vocabulary appearing in a sentence to obtain the sentence’s CBOW features, forming a L -dimensional vector.

The encoder of the LCD module comprises two Feedforward Neural Networks (FFNs), denoted as $f_\mu(\cdot)$ and $f_\sigma(\cdot)$, respectively. Each of these networks includes a hidden layer with a dimensionality of 256, which is responsible for transforming the features \mathbf{X}_{CBOW} into the prior parameters $\boldsymbol{\mu}$ and $\boldsymbol{\sigma}$:

$$\boldsymbol{\mu} = f_\mu(\mathbf{X}_{CBOW}) \quad (3)$$

$$\log \boldsymbol{\sigma} = f_\sigma(\mathbf{X}_{CBOW}) \quad (4)$$

Following Bowman et al. [1], a latent variable $\mathbf{Z}' = \boldsymbol{\mu} + \boldsymbol{\sigma} \cdot \epsilon \in \mathbb{R}^K$ is defined to represent the latent category distribution, where K is the number of categories, ϵ is a Gaussian noise variable sampled from $\mathcal{N}(0, 1)$. \mathbf{Z}' is then normalized as follows:

$$\mathbf{Z} = \text{softmax}(\mathbf{Z}') \quad (5)$$

Consequently, the latent category distribution can be reflected by variable \mathbf{Z} .

Decoder The LCD module employs variational inference [10] to approximate a posterior distribution over \mathbf{Z} . It begins by applying a linear transformation $f_{lcd}(\cdot)$ to \mathbf{Z} :

$$\mathbf{R}^{lcd} = f_{lcd}(\mathbf{Z}, \mathbf{W}_{lcd}) \quad (6)$$

where $\mathbf{W}_{lcd} \in \mathbb{R}^{K \times dim}$, dim is the encoding dimension. \mathbf{R}^{lcd} will be fed into the generative framework (Section 4.2) with category distribution information to enhance the generation. Subsequently, a FFNs $f_R(\cdot)$ is employed to further decode \mathbf{R}^{lcd} into \mathbf{R} :

$$\mathbf{R} = f_R(\mathbf{R}^{lcd}, \mathbf{W}_R) \quad (7)$$

where $\mathbf{W}_R \in \mathbb{R}^{L \times dim}$. Finally, the CBoW features are reconstructed by:

$$\hat{\mathbf{X}}_{CBoW} = \text{softmax}(\mathbf{R}) \quad (8)$$

Loss Function Parameters of LCD module are learned through the optimization of the variational lower bound on the marginal log likelihood of features:

$$\log p_\varphi(\mathbf{X}) = \mathbb{E}_{\mathbf{Z} \sim q_\phi(\mathbf{Z}|\mathbf{X})} [\log p_\varphi(\mathbf{X}|\mathbf{Z})] - \text{KL}(q_\phi(\mathbf{Z}|\mathbf{X})||p(\mathbf{Z})) \quad (9)$$

where ϕ and φ are parameters of the encoder and decoder, respectively. The KL divergence term ensures that the distribution $q_\phi(\mathbf{Z}|\mathbf{X})$ approaches the prior probability $p(\mathbf{Z})$, while $p_\varphi(\mathbf{X}|\mathbf{Z})$ represents the decoding process.

4.2 Generative Framework

Encoder The generative framework (refer to Figure 1) employs a T5 encoder [14] for input encoding. Given a comment $X = [x_1, \dots, x_N]$, the encoder first converts the token sequence into a high-dimensional vector representation $\mathbf{E} \in \mathbb{R}^{N \times dim}$ using an internal embedding layer, where N is the sequence length, and dim is the dimension of the representation.

Subsequently, \mathbf{E} is passed through the T5 encoder which comprises multiple layers of Transformer [15] structure, to calculate context-aware representations:

$$\mathbf{H}^{enc} = \text{T5Encoder}(\mathbf{E}) \quad (10)$$

where $\mathbf{H}^{enc} \in \mathbb{R}^{N \times dim}$.

Category-Text Attention After encoding the input sequence into representation \mathbf{H}^{enc} , the model computes attention score of the latent category distribution over the input sequence, to establish the relationship between them. The attention score is calculated as follows:

$$e_j = \frac{\text{dot}(\mathbf{R}^{lcd}, \mathbf{H}_j^{enc})}{\sqrt{dim}} \quad (11)$$

where $\text{dot}(\cdot)$ is the dot product, and $j \in [1, N]$. Following this, \mathbf{e} is fed to a softmax function to calculate the attention weights:

$$\mathbf{a} = \text{softmax}(\mathbf{e}) \quad (12)$$

\mathbf{a} is then applied as weights to the representation of the input sequence to obtain the output vector \mathbf{V} of the encoder:

$$\mathbf{V}_j = \mathbf{a}_j \mathbf{H}_j^{enc} \quad (13)$$

The vector \mathbf{V} , representing the input text and incorporating LCD information, is then fed into the decoder to provide contextual information for decoding.

Decoder The model employs a T5 decoder [14] to sequentially generate the output sequence $Y = [y_1, \dots, y_i, \dots]$ in an auto-regressive manner. When predicting the output at step i , the decoder uses the context vector \mathbf{V} and the previous outputs $y_{<i}$ as inputs to calculate the current hidden state of the decoder:

$$\mathbf{H}_i^{dec} = \text{T5Decoder}(\mathbf{V}, y_{<i}) \quad (14)$$

Here, each $\text{T5Decoder}(\cdot)$ layer comprises a Transformer structure and a cross-attention mechanism [15] for enhancing the representation of \mathbf{H}_i^{dec} . The probability distribution over target vocabulary at step i is calculated as follows:

$$P(y_i|y_{<i}, \mathbf{V}) = \text{Softmax}(\mathbf{W}\mathbf{H}_i^{dec} + \mathbf{b}) \quad (15)$$

where $\mathbf{W} \in \mathbb{R}^{|\mathcal{V}| \times dim}$, \mathcal{V} is the target vocabulary, and \mathbf{b} is a bias vector.

The decoder repeats this procedure until it encounters the end token “*<eos>*” or reaches the maximum specified output length.

Loss Function The loss function of the generative framework is defined as the cross-entropy loss between the generated sequence and the target sequence:

$$L(\theta) = - \sum_{i=1}^M \log P(y_i|y_{<i}, \mathbf{V}) \quad (16)$$

where θ represents the parameters of the generative framework, and M is the length of the target sequence.

4.3 Constrained Decoding

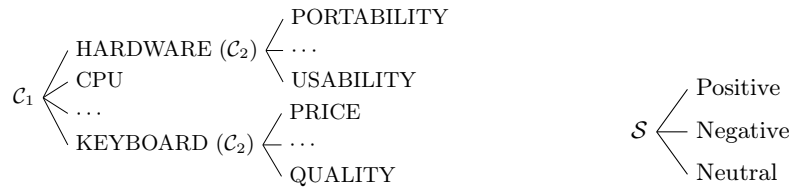
Target Sequence Pattern Knowledge In generative models, a commonly used decoding approach is greedy decoding [8], where the model calculates the probability distribution over the entire vocabulary at each decoding step, and selects the word with the highest predicted probability as the output.

However, this decoding strategy may lead to invalid structure patterns. For instance, 1) due to the limited number of category types, greedy decoding using the entire vocabulary may yield invalid categories, 2) since each category corresponds to distinct subcategories, greedy decoding might generate subcategories that do not align with that category, 3) as sentiment polarity is finite, greedy decoding could result in invalid sentiment polarities, 4) incomplete sequence structures, such as the failure to generate pairs of brackets, may occur. Following Lu et al. [8], information regarding the structural patterns of the target sequence, which can be used to regulate its generation process, is referred to as target sequence pattern knowledge in this paper.

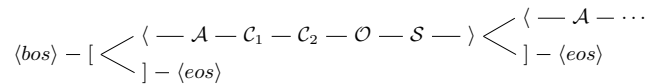
Constrained Decoding Strategy Pattern knowledge of the target sequence can constrain the decoding process, reducing the search space and enhancing

target generation. To leverage this knowledge, this study employs a trie-based constrained decoding strategy [4]. A trie, also referred to as a prefix tree, is a type of k -ary search tree that serves as a data structure for locating specific keys within a set [6]. With this structure, constrained decoding strategy dynamically selects and prunes candidate vocabulary based on the current generation state. The candidate vocabulary \mathcal{V}' includes the following three types:

1. Structure pattern: category set \mathcal{C}_1 (see Figure 2a), their respective subcategory set \mathcal{C}_2 (see Figure 2a), and sentiment polarities set \mathcal{S} (see Figure 2b).
2. Text span: aspects \mathcal{A} and opinions \mathcal{O} , representing text spans in the input.
3. Structure indicators: “[”, “]”, “⟨”, and “⟩” (see Figure 2c), utilized to combine structure patterns and text spans.



(a) Trie of category \mathcal{C}_1 and respective subcategory \mathcal{C}_2 (b) Trie of sentiment types \mathcal{S}



(c) Trie of linearized sentiment quadruples

Fig. 2: Prefix tree (trie) for constrained decoding. \mathcal{C}_1 and \mathcal{C}_2 denote the set of category and respective subcategory, \mathcal{S} indicates the set of sentiment, \mathcal{A} and \mathcal{O} denote the aspect and opinion text span, respectively.

Figure 2c depicts constrained decoding using a trie of linearized sentiment quadruples. Starting with the initial token “ $\langle bos \rangle$ ”, candidate vocabulary \mathcal{V}' at each step is confined to child nodes stemming from the previously generated node. For example, after generating the sequence “ $\langle bos \rangle$ [”, \mathcal{V}' is limited to the child node set {“⟨”, “]”} of node “[”.

When generating the category, decoding involves searching the trie structure of category \mathcal{C}_1 (Figure 2a). Similarly, when generating the subcategory, decoding searches the corresponding subtree, constraining the search space based on the category-subcategory dependency. For example, when generating the subcategory of category “*HARDWARE*”, the candidate vocabulary \mathcal{V}' is the child node set of “*HARDWARE*”, namely, {“*PORTABILITY*”, ..., “*USABILITY*”}.

To generate sentiment polarity, decoding is confined to searching the sentiment polarity trie \mathcal{S} (Figure 2b). For aspect words and opinion words generation, the candidate vocabulary \mathcal{V}' is the entire T5 vocabulary. This generation pro-

cess repeats until the termination token “ $\langle eos \rangle$ ” is produced. Finally, the output sequence is converted into quadruples to serve as the final extraction results.

5 Experiments

5.1 Datasets

Two datasets, Restaurant-ACOS [3] and Laptop-ACOS [3], are used to evaluate model performance. Each sample comprises a review text and annotated sentiment quadruples, as summarized in Table 1.

These datasets also introduce the concept of *implicit* elements, where *aspects* or *opinions* within the review are considered *implicit* if they are not explicitly stated. For example, in the review “*apparently apple isn’t even trying anymore*”, the annotated quadruple $\langle apple, COMPANY\#GENERAL, Null, NEG \rangle$ indicates that the *opinion* towards the *aspect* “*apple*” is not explicitly stated in the review and is considered *implicit*, labeled as “*Null*” in the annotation.

The statistics of implicit elements is shown in Table 2. Here, EA&EO represents quadruples with only explicit aspects and opinions, IA&EO indicates those with implicit aspects and explicit opinions, EA&IO covers quadruples with explicit aspects and implicit opinions, and IA&IO denotes quadruples with only implicit aspects and opinions.

Table 1: Statistics of Samples and Quadruples

		Samples	Quadruples
R-ACOS	Train	1530	2484
	Dev	171	261
	Test	583	916
	Total	2284	3661
L-ACOS	Train	2934	4192
	Dev	326	440
	Test	816	1161
	Total	4076	5773

Table 2: Statistics of Implicit Elements in the Datasets

	R-ACOS	L-ACOS
EA&EO	2429	3269
IA&EO	530	910
EA&IO	350	1237
IA&IO	349	342
Total	3658	5758

5.2 Experimental Setup

A GeForce RTX 3090 (24GB) was utilized for computation. T5-base model was employed with a training batch size of 16, and encoding and hidden layer dimensions set to 768. The AdamW optimizer was employed with a learning rate of $2e-5$, and dropout was applied at a rate of 0.2. Experiments were initialized five times randomly, and the average result was considered the final outcome.

While it was possible to train the model solely with the generation framework loss (Equation (16)), practical experiments revealed slow convergence and poor performance. To tackle this issue, the LCD module was initially trained with the reconstruction loss (Equation (9)) until convergence. Subsequently, the entire model was trained using the generation loss (Equation (16)). Once the generation loss approached convergence, further training was applied to the LCD module until convergence. This process was repeated until the model demonstrated improved performance.

Evaluation employed Precision, Recall, and F1 score, with a quadruple being deemed correctly predicted only if all its four elements were predicted accurately.

5.3 Baselines

The subsequent models were employed for comparative analysis:

Extractive: **DP-ACOS** [3]: Utilizes the DP algorithm to extract sentiment triplets $\langle a, o, s \rangle$ and then determines the category of each triplet. **JET-ACOS** [3]: Employs JET [17] to extract triplets $\langle a, o, s \rangle$ and then predicts category of each triplet. **TB-ACOS** [3]: Utilizes TAS-BERT [16] for aspect-opinion joint extraction based on category-sentiment, then filters out invalid pairs. **EC-ACOS** [3]: Performs aspect-opinion joint extraction, then predicts category-sentiment pairs. **SGTS** [23]: Captures high-dimensional features of sentences, then uses grid labeling scheme and its decoding method for extraction.

Generative: **BARTABSA** [18]: A model based on BART [7], generates sentiment quadruples by predicting the indices of target words and sentiment categories. **GAS** [21]: Using T5, GAS models sentiment analysis and various subtasks as generative tasks. **Paraphrase** [20]: Transforms the quadruple extraction task into a paraphrase generation process using predefined templates. **Seq2Path** [9]: Formalizes the generated content as a tree, with sentiment tuples representing the paths of the tree.

6 Experimental Results and Analyses

6.1 Main Results

Table 3 presents the experimental results of the proposed model and baseline models on two datasets. The results highlight the superiority of generative models over extractive models. This advantage can be attributed primarily to two factors: 1) treating the extraction task as an end-to-end sequence generation problem reduces error propagation; 2) uniformly modeling the generation of each quadruple element facilitates more effective utilization of semantic knowledge in pretrained models, enhancing semantic sharing and decision interaction.

Furthermore, the results in Table 3 suggest that the proposed model, utilizing LCD and CD, outperforms the comparing generative models on both datasets. Specifically, on the Restaurant-ACOS dataset, compared to the baseline model GAS, the proposed model shows a decrease of 0.004 in Precision, but an increase

of 0.038 in Recall, and an increase of 0.017 in F1. On the Laptop-ACOS dataset, the proposed model exhibits an increase of 0.031 in Precision, 0.035 in Recall, and 0.033 in F1. These results highlight the superior performance of the proposed model in sentiment quadruple extraction.

Despite a notable improvement in performance compared to the baseline models, the overall performance remains modest. This can be attributed to two main factors. First, the inherent complexity of the task necessitates the extraction and precise matching of four distinct types of sentiment elements, thereby increasing the difficulty of the task. Second, special expressions in language such as the presence of implicit elements within the text presents a significant challenge, potentially impeding the model’s comprehensive semantic understanding, and consequently leading to suboptimal performance. The following subsection will delve into the extraction of implicit elements.

Table 3: Main Results

		Restaurant-ACOS			Laptop-ACOS		
		P	R	F1	P	R	F1
Extractive	DP-ACOS	0.347	0.151	0.210	0.130	0.006	0.080
	TB-ACOS	0.263	0.463	0.335	0.472	0.192	0.273
	JET-ACOS	0.598	0.289	0.390	0.445	0.163	0.238
	EC-ACOS	0.385	0.530	0.446	0.456	0.295	0.358
	SGTS	0.552	0.437	0.488	0.414	0.323	0.363
Generative	BARTABSA	0.566	0.554	0.560	0.417	0.405	0.411
	Seq2Path	N/A	N/A	0.584	N/A	N/A	0.430
	Paraphrase	0.590	0.591	0.590	0.418	0.450	0.433
	GAS	0.607	0.585	0.596	0.416	0.428	0.422
	Proposed model	0.603	0.623	0.613	0.447	0.463	0.455

6.2 Implicit Element Extraction Results

As noted in Section 5.1, both datasets include implicit elements [3], which are not explicitly stated in the reviews. These elements necessitate a comprehensive understanding of the text and present a challenge for models, thus attracting considerable attention in recent sentiment analysis research [20, 23].

To assess the capacity of models in extracting implicit elements, the test set was divided into four subsets: EA&EO, IA&EO, EA&IO, and IA&IO, each targeting specific type of quadruples, whose meanings were introduced in Section 5.1. Results in Table 4 indicate that models excel in extracting explicit elements compared to implicit ones. For instance, on the Restaurant-ACOS dataset, the proposed model achieves an F1 score of 0.661 on the EA&EO subset, which is comprised solely of explicit elements, significantly outperforming scores of 0.544, 0.442, and 0.413 on the other three subsets containing implicit elements. Similar trends are also observed on the Laptop-ACOS dataset. These results highlight the challenge of extracting implicit elements.

Moreover, Table 4 shows that, on Restaurant-ACOS, the proposed model not only outperforms baseline models on the EA&EO subset, but also on subsets containing implicit elements (IA&EO and IA&IO). Similarly, on Laptop-ACOS, the proposed model also outperforms on subsets comprising implicit elements (EA&IO and IA&IO). These findings highlight the capability of the proposed model in deep semantic comprehension and generation of implicit elements.

Table 4: Results of the Extraction of Implicit Elements (F1)

	Restaurant-ACOS				Laptop-ACOS			
	EA&EO	IA&EO	EA&IO	IA&IO	EA&EO	IA&EO	EA&IO	IA&IO
DP-ACOS	0.260	N/A	N/A	N/A	0.098	N/A	N/A	N/A
JET-ACOS	0.523	N/A	N/A	N/A	0.357	N/A	N/A	N/A
TB-ACOS	0.336	0.318	0.140	0.398	0.261	0.415	0.109	0.212
EC-ACOS	0.450	0.347	0.239	0.337	0.354	0.390	0.168	0.186
SGTS	0.560	0.396	0.111	0.296	0.366	0.525	0.172	0.146
Paraphrase	0.654	0.533	0.456	N/A	0.457	0.510	0.330	N/A
Proposed	0.661	0.544	0.442	0.413	0.498	0.492	0.347	0.283

6.3 Ablation Study

To assess the effectiveness of the proposed LCD module and CD strategy, ablation experiments were conducted on the datasets. Results in Table 5 indicate the impact of removing the LCD module (*w/o LCD*), excluding the CD strategy (*w/o CD*), and simultaneously excluding both components (*w/o LCD&CD*).

As shown in Table 5, performance deteriorates when LCD and CD are excluded. Specifically, on the Restaurant-ACOS dataset, the removal of LCD alone resulted in an F1 decrease of 0.009, while excluding CD alone led to an F1 decrease of 0.012. Simultaneous removal of both components resulted in an F1 decrease of 0.014. Similar trends were also observed on the Laptop-ACOS dataset. These results suggest that the proposed LCD module enhances the extraction performance by capturing latent category features, while the CD strategy regulates and guides the generation process, mitigating the generation of erroneous patterns.

Table 5: Ablation Study

	Restaurant-ACOS			Laptop-ACOS		
	P	R	F1	P	R	F1
Proposed model	0.603	0.623	0.613	0.447	0.463	0.455
<i>w/o LCD</i>	0.596	0.613	0.604 (-0.009)	0.435	0.463	0.449 (-0.006)
<i>w/o CD</i>	0.591	0.610	0.601 (-0.012)	0.433	0.450	0.441 (-0.014)
<i>w/o LCD&CD</i>	0.587	0.612	0.599 (-0.014)	0.426	0.452	0.438 (-0.017)

6.4 Visualization of Latent Category Distribution

As introduced in Section 4.1, the LCD module learns latent category distribution representation \mathbf{Z} for a sample. To visually illustrate the effectiveness of this module, five samples were selected with their learned LCD representations visualized in Figure 3. The x -axis denotes the total 23 categories, while the y -axis indicates the sample indices. Each row in the figure corresponds to a LCD representation vector of a sample across categories, with color intensity reflecting the magnitude of the vector in respective category. The five samples, along with their respective standard categories in parentheses, are as follows:

1. *the product is great, but the customer support is horrible.* (*LAPTOP, SUPPORT*)
2. *second issue is with scaling of the ui.* (*SOFTWARE*)
3. *asus, has a horrible reputation.* (*COMPANY*)
4. *hdmi out doesn't work right.* (*PORTS*)
5. *now i have to deal with warranty stuff and sending it back.* (*WARRANTY*)

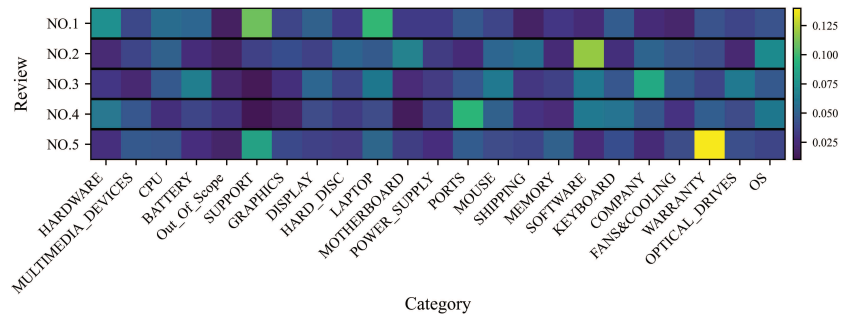


Fig. 3: Visualization of Latent Category Distribution

As depicted in Figure 3, the LCD module effectively captures latent category distribution information for samples, including those with complex category inclusion (sample 4) or overlap (sample 5) relationships. For example, while the standard category of sample 4 is “*PORTS*”, it is highly predictable as “*HARDWARE*” or “*LAPTOP*” due to semantic inclusion relationships, where “*PORTS*” is semantically included by both “*HARDWARE*” and “*LAPTOP*”. For sample 5, although its standard category is “*WARRANTY*”, it is highly predictable as “*SUPPORT*” due to semantic overlap between the two categories. Figure 3 demonstrates the accurate capture of latent category distributions by LCD.

7 Conclusion

This study introduces a generative model for extracting sentiment quadruples. To address challenges related to semantic inclusion and overlap among categories, the model incorporates a latent category distribution to capture the strength of

the relationship between text and categories. Moreover, a constrained decoding strategy based on a trie structure is employed to exploit knowledge of target sequence patterns, thereby reducing the search space and enhancing the generation process. Experimental results demonstrate performance enhancements compared to baseline models, with ablation studies verifying the efficacy of the latent category distribution and constrained decoding strategy. Despite advancements, performance remains moderate, primarily due to task complexity and special expressions in language, including implicit elements. Future research could focus on enhancing feature extraction and representation, as well as improving contextual understanding, and integrating coreference resolution and background knowledge, to improve the extraction process, including implicit elements.

Acknowledgments. This work was supported by the National Natural Science Foundation of China (No. 62176187), the National Key Research and Development Program of China (No. 2022YFB3103602, No. 2017YFC1200500), the Research Foundation of Ministry of Education of China (No. 18JZD015).

References

1. Bowman, S.R., Vilnis, L., Vinyals, O., Dai, A.M., Józefowicz, R., Bengio, S.: Generating sentences from a continuous space. In: Proceedings of the 20th SIGNLL Conference on Computational Natural Language Learning, CoNLL 2016, Berlin, Germany. pp. 10–21 (2016)
2. Bu, J., Ren, L., Zheng, S., Yang, Y., Wang, J., Zhang, F., Wu, W.: ASAP: A chinese review dataset towards aspect category sentiment analysis and rating prediction. In: Proceedings of the 2021 Conference of the North American Chapter of the Association for Computational Linguistics. pp. 2069–2079 (2021)
3. Cai, H., Xia, R., Yu, J.: Aspect-category-opinion-sentiment quadruple extraction with implicit aspects and opinions. In: Proceedings of the 59th Annual Meeting of the Association for Computational Linguistics and the 11th International Joint Conference on Natural Language Processing, ACL/IJCNLP 2021. pp. 340–350 (2021)
4. Chen, P., Bogoychev, N., Heafield, K., Kirefu, F.: Parallel sentence mining by constrained decoding. In: Proceedings of the 58th Annual Meeting of the Association for Computational Linguistics, ACL 2020. pp. 1672–1678 (2020)
5. Fei, H., Zhang, Y., Ren, Y., Ji, D.: Latent emotion memory for multi-label emotion classification. In: Proceedings of the AAAI Conference on Artificial Intelligence. vol. 34, pp. 7692–7699 (2020)
6. Fredkin, E.: Trie memory. *Communications of the ACM (CACM)* **3**(9), 490–499 (1960)
7. Lewis, M., Liu, Y., Goyal, N., Ghazvininejad, M., Mohamed, A., Levy, O., Stoyanov, V., Zettlemoyer, L.: BART: denoising sequence-to-sequence pre-training for natural language generation, translation, and comprehension. In: Proceedings of the 58th Annual Meeting of the Association for Computational Linguistics, ACL 2020. pp. 7871–7880 (2020)
8. Lu, Y., Lin, H., Xu, J., Han, X., Tang, J., Li, A., Sun, L., Liao, M., Chen, S.: Text2event: Controllable sequence-to-structure generation for end-to-end event extraction. In: Proceedings of the 59th Annual Meeting of the Association for Com-

- putational Linguistics and the 11th International Joint Conference on Natural Language Processing, ACL/IJCNLP 2021. pp. 2795–2806 (2021)
9. Mao, Y., Shen, Y., Yang, J., Zhu, X., Cai, L.: Seq2path: Generating sentiment tuples as paths of a tree. In: Findings of the Association for Computational Linguistics: ACL 2022. pp. 2215–2225 (2022)
 10. Miao, Y., Yu, L., Blunsom, P.: Neural variational inference for text processing. In: Proceedings of the 33rd International Conference on Machine Learning, ICML 2016. JMLR Workshop and Conference Proceedings, vol. 48, pp. 1727–1736 (2016)
 11. Pang, B., Lee, L.: Opinion mining and sentiment analysis. *Foundations and Trends in Information Retrieval* **2**(1-2), 1–135 (2007)
 12. Peng, H., Xu, L., Bing, L., Huang, F., Lu, W., Si, L.: Knowing what, how and why: A near complete solution for aspect-based sentiment analysis. In: Proceedings of the AAAI Conference on Artificial Intelligence, AAAI 2020. pp. 8600–8607 (2020)
 13. Qiu, G., Liu, B., Bu, J., Chen, C.: Opinion word expansion and target extraction through double propagation. *Comput. Linguistics* **37**(1), 9–27 (2011)
 14. Raffel, C., Shazeer, N., Roberts, A., Lee, K., Narang, S., Matena, M., Zhou, Y., Li, W., Liu, P.J.: Exploring the limits of transfer learning with a unified text-to-text transformer. *Journal of Machine Learning Research* **21**, 1–67 (2020)
 15. Vaswani, A., Shazeer, N., Parmar, N., Uszkoreit, J., Jones, L., Gomez, A.N., Kaiser, Ł., Polosukhin, I.: Attention is all you need. *Advances in Neural Information Processing Systems* **30** (2017)
 16. Wan, H., Yang, Y., Du, J., Liu, Y., Qi, K., Pan, J.Z.: Target-aspect-sentiment joint detection for aspect-based sentiment analysis. In: Proceedings of the AAAI conference on Artificial Intelligence, AAAI 2020. pp. 9122–9129 (2020)
 17. Xu, L., Li, H., Lu, W., Bing, L.: Position-aware tagging for aspect sentiment triplet extraction. In: Proceedings of the 2020 Conference on Empirical Methods in Natural Language Processing, EMNLP 2020. pp. 2339–2349 (2020)
 18. Yan, H., Dai, J., Ji, T., Qiu, X., Zhang, Z.: A unified generative framework for aspect-based sentiment analysis. In: Proceedings of the 59th Annual Meeting of the Association for Computational Linguistics and the 11th International Joint Conference on Natural Language Processing, ACL/IJCNLP 2021. pp. 2416–2429 (2021)
 19. Zhang, M., Qian, T.: Convolution over hierarchical syntactic and lexical graphs for aspect level sentiment analysis. In: Proceedings of the 2020 Conference on Empirical Methods in Natural Language Processing, EMNLP 2020. pp. 3540–3549 (2020)
 20. Zhang, W., Deng, Y., Li, X., Yuan, Y., Bing, L., Lam, W.: Aspect sentiment quad prediction as paraphrase generation. In: Proceedings of the 2021 Conference on Empirical Methods in Natural Language Processing, EMNLP 2021. pp. 9209–9219 (2021)
 21. Zhang, W., Li, X., Deng, Y., Bing, L., Lam, W.: Towards generative aspect-based sentiment analysis. In: Proceedings of the 59th Annual Meeting of the Association for Computational Linguistics and the 11th International Joint Conference on Natural Language Processing, ACL/IJCNLP 2021. pp. 504–510 (2021)
 22. Zhao, H., Huang, L., Zhang, R., Lu, Q., Xue, H.: Spanmlt: A span-based multi-task learning framework for pair-wise aspect and opinion terms extraction. In: Proceedings of the Annual Meeting of the Association for Computational Linguistics. pp. 3239–3248 (2020)
 23. Zhu, L., Bao, Y., Xu, M., Li, J., Zhu, Z., Kong, X.: Aspect sentiment quadruple extraction based on the sentence-guided grid tagging scheme. *World Wide Web (WWW)* **26**(5), 3303–3320 (2023)

