



































A Testbed for Tidal Migration: the 3D Architecture of an Eccentric Hot Jupiter HD 118203 b Accompanied by a Possibly Aligned Outer Giant Planet

JINGWEN ZHANG (张婧雯) ^{1,*} DANIEL HUBER ^{1,2} LAUREN M. WEISS ³ JERRY W. XUAN ^{4,*}
JENNIFER A. BURT ⁵ FEI DAI ¹ NICHOLAS SAUNDERS ^{1,†} ERIK A. PETIGURA ⁶ RYAN A. RUBENZAHL ^{4,†}
JOSHUA N. WINN ⁷ SHARON X. WANG ⁸ JUDAH VAN ZANDT ⁶ MAX BRODHEIM ⁹ ZACHARY R. CLAYTOR ^{10,11}
IAN CROSSFIELD ¹² WILLIAM DEICH ¹³ BENJAMIN J. FULTON ⁴ STEVEN R. GIBSON ¹⁴ GRANT M. HILL ⁹
BRADFORD HOLDEN ¹³ AARON HOUSEHOLDER ^{15,16} ANDREW W. HOWARD ⁴ HOWARD ISAACSON ¹⁷
STEPHEN KAYE ¹⁴ KYLE LANCLOS ⁹ RUSS R. LAHER (良主嶺亞) ¹⁸ JACK LUBIN ⁶ JOEL PAYNE ⁹
ARPITA ROY ¹⁹ CHRISTIAN SCHWAB ²⁰ ABBY P. SHAM ⁴ JOSH WALAWENDER ⁹ EDWARD WISHNOW ²¹ AND
SHERRY YEH ⁹

¹*Institute for Astronomy, University of Hawai‘i, 2680 Woodlawn Drive, Honolulu, HI 96822, USA*

²*Sydney Institute for Astronomy (SfA), School of Physics, University of Sydney, NSW 2006, Australia*

³*Department of Physics and Astronomy, University of Notre Dame, Notre Dame, IN 46556, USA*

⁴*Department of Astronomy, California Institute of Technology, Pasadena, CA 91125, USA*

⁵*Jet Propulsion Laboratory, California Institute of Technology, 4800 Oak Grove Drive, Pasadena, CA 91109, USA*

⁶*Department of Physics & Astronomy, University of California Los Angeles, Los Angeles, CA 90095, USA*

⁷*Department of Astrophysical Sciences, Princeton University, 4 Ivy Lane, Princeton, NJ 08540, USA*

⁸*Department of Astronomy, Tsinghua University, Beijing 100084, People’s Republic of China*

⁹*W. M. Keck Observatory, 65-1120 Mamalahoa Hwy, Kamuela, HI 96743, USA*

¹⁰*Space Telescope Science Institute, 3700 San Martin Drive, Baltimore, MD 21218, USA*

¹¹*Department of Astronomy, University of Florida, 211 Bryant Space Science Center, Gainesville, FL 32611, USA*

¹²*Department of Physics and Astronomy, University of Kansas, Lawrence, KS, USA*

¹³*UC Observatories, University of California, Santa Cruz, CA 95064, USA*

¹⁴*Caltech Optical Observatories, California Institute of Technology, Pasadena, CA 91125, USA*

¹⁵*Department of Earth, Atmospheric and Planetary Sciences, Massachusetts Institute of Technology, Cambridge, MA 02139, USA*

¹⁶*Kavli Institute for Astrophysics and Space Research, Massachusetts Institute of Technology, Cambridge, MA 02139, USA*

¹⁷*Department of Astronomy, 501 Campbell Hall, University of California, Berkeley, CA 94720, USA*

¹⁸*NASA Exoplanet Science Institute/Caltech-IPAC, MC 314-6, 1200 E California Blvd, Pasadena, CA 91125, USA*

¹⁹*Astrophysics & Space Institute, Schmidt Sciences, New York, NY 10011, USA*

²⁰*School of Mathematical and Physical Sciences, Macquarie University, Balaclava Road, North Ryde, NSW 2109, Australia*

²¹*Space Sciences Laboratory, University of California, Berkeley, CA 94720, USA*

(Received June 1, 2020; Revised June 1, 2020; Accepted August 1, 2024)

ABSTRACT

Characterizing outer companions to hot Jupiters plays a crucial role in deciphering their origins. We present the discovery of a long-period giant planet, HD 118203 c ($m_c = 11.9_{-0.63}^{+0.69}$ M_J, $a_c = 5.36_{-0.10}^{+0.09}$ AU, $e_c = 0.26_{-0.02}^{+0.03}$) exterior to previously known close-in eccentric hot Jupiter HD 118203 b ($P_b = 6.135$ days, $m_b = 2.14 \pm 0.12$ M_J, $r_b = 1.14 \pm 0.029$ R_J, $e_b = 0.31 \pm 0.007$) based on twenty-year radial velocity observations. Using Rossiter-McLaughlin (RM) observations from the Keck Planet Finder (KPF), we measured a low sky-projected obliquity $\lambda_b = -11^\circ.7_{-10}^{+7.6}$ for HD 118203 b and detected stellar oscillations in the host star, confirming its evolved status. Combining the RM observation with the stellar inclination measurement, we constrained the true obliquity of HD 118203 b as $\Psi_b < 33^\circ.5$ (2σ), indicating the orbit normal of the hot Jupiter nearly aligned with the stellar spin axis. Furthermore, by combining radial velocities and Hipparcos-Gaia astrometric acceleration, we constrained the line-of-sight mutual inclination between the hot Jupiter and the outer planet to

be $9^{\circ}.8_{-9.3}^{+16.2}$ at 2σ level. HD 118203 is the first hot Jupiter system where both the true obliquity of the hot Jupiter and the mutual inclination between inner and outer planets have been determined. Our results are consistent with a system-wide alignment, with low mutual inclinations between the outer giant planet, the inner hot Jupiter, and the host star. This alignment, along with the moderate eccentricity of HD 118203 c, implies that the system may have undergone coplanar high-eccentricity tidal migration. Under this framework, our dynamical analysis suggests an initial semi-major axis of 0.3 to 3.2 AU for the proto-hot Jupiter.

Keywords: editorials, notices — miscellaneous — catalogs — surveys

1. INTRODUCTION

The discovery of Hot Jupiters, defined as giant gaseous planets with short orbital periods ($P < 10$ days), upended the traditional planet formation theories based on our Solar System. Various theories have been proposed to explain how these massive gaseous planets end up so close to their stars. The in-situ formation theory suggests that hot Jupiters form directly in their current, close orbits (Bodenheimer et al. 2000; Boley et al. 2016; Batygin et al. 2016). However, the typical giant planet formation processes – either core accretion or gravitational instability – encounter difficulties operating at such close distances (Rafikov 2005, 2006). Disk-driven migration is another proposed mechanism in which the proto-hot Jupiters initially form in the outer region of the protoplanetary disks and migrate inward due to the torques from the disk (Goldreich & Tremaine 1980; Lin et al. 1996; Ida & Lin 2008). Alternatively, in the high-eccentricity tidal migration scenario, the orbit of a giant planet that formed beyond the ice line attains a high eccentricity and then shrinks and circularizes through dissipative tidal interactions with the host star (Fabrycky & Tremaine 2007; Fabrycky & Winn 2009; Naoz et al. 2011). The trigger for tidal migration is the eccentricity excitation of the proto-hot Jupiters, which could be caused by dynamical events such as planet-planet scattering, or secular interactions with another planet such as von-Zeipel-Kozai-Lidov cycles (von Zeipel 1910; Kozai 1962; Lidov 1962)¹.

The obliquities of stars hosting hot Jupiters are considered a crucial indicator of their formation channel. Stellar obliquity is the angle between the star’s spin axis and the planet’s orbital axis. In scenarios involving tidal

migration, where dynamic events cause eccentric orbits, the angular momentum of the proto-hot Jupiters would be altered, leading to high stellar obliquities. Additionally, disk-driven migration could lead to misalignment between planetary orbits and their host stars if stellar companions are present to disturb the proto-planetary disks (Batygin 2013). However, observations have suggested that the stellar obliquity distribution may not only reflect the hot Jupiters’ origins but also sculpting by tidal realignment. Schlaufman (2010) and Winn et al. (2010a) indicate a significant dichotomy in the obliquities of stars hosting hot Jupiters based on the star’s temperature. They discovered that cool stars hosting hot Jupiters generally show low obliquities, likely because effective tidal realignment processes erase their initial obliquities. In contrast, hotter stars exhibit a broader range of obliquities, indicating that they may retain the initial obliquities from when hot Jupiters first migrated to their close-in orbits. Furthermore, Rice et al. (2022) found that the stellar obliquities of eccentric hot Jupiters do not exhibit such a trend with stellar temperature, which is consistent with the high-eccentricity migration scenario from their models.

The presence and properties of companions to hot Jupiters serve as another clue to distinguish different origin theories. In-situ formation could produce hot Jupiters with nearby planets that are not necessarily in orbital resonance (Hansen & Murray 2013; Boley et al. 2016). In contrast, in the disk migration scenario, hot Jupiters tend to be accompanied by nearby planets in orbital resonance (Malhotra 1993; Lee & Peale 2002). On the other hand, high-eccentricity tidal migration will destroy the nearby companions during process, but requires a distant companion outside the forming region of the proto-hot Jupiter to trigger the eccentricity excitation. Several surveys have been conducted to search for stellar or planetary companions to hot Jupiters out to tens of AU using radial velocities (RVs) and direct imaging (Endl et al. 2014; Knutson et al. 2014; Bryan et al. 2016; Ngo et al. 2016). Ngo et al. (2016) revealed that fewer than 16% of hot Jupiters possess stellar companions capable of driving proto-hot Jupiters into highly ec-

* NASA FINESST Fellow

† NSF Graduate Research Fellow

¹ The phenomenon is commonly referred to as Kozai-Lidov cycles or Lidov-Kozai cycles, acknowledging that Kozai and Lidov independently discovered it in the 1960s. However, recent investigations into the literature have revealed that Swedish astronomer von Zeipel described a similar theory as early as 1910 (Ito & Ohtsuka 2019).

centric orbits, suggesting stellar companions are not typically the instigators of high-eccentricity tidal migration. In contrast, [Knutson et al. \(2014\)](#) reported that $51 \pm 10\%$ of hot Jupiters have an outer giant planet with masses between $1 - 13 M_J$ and orbital semi-major axes between 1 and 20 AU, which are nearby and massive enough to raise the eccentricities of proto-hot Jupiters. In a recent study, [Zink & Howard \(2023\)](#) found that outer companions of all five hot Jupiters in their sample are at least three times more massive than the inner hot Jupiters and have an average eccentricity of 0.34. They argue that these features favor coplanar high-eccentricity migration as the dominant mechanism for the formation of hot Jupiters ([Petrovich 2015](#)).

In addition to obliquities and companion statistics, the mutual inclinations between the hot Jupiters and their outer companions might provide clues about the formation of hot Jupiters. For the secular von-Zeipel-Kozai-Lidov cycles to be effective, there must be an initial mutual inclination of over 40 degrees between the orbits of the two objects. On the other hand, recent studies propose that hot Jupiters originate through coplanar high-eccentricity migration, where the outer planets have eccentric orbits and relatively low mutual inclinations relative to the hot Jupiters ([Petrovich 2015](#); [Espinoza-Retamal et al. 2023](#)). [Dawson et al. \(2014\)](#) constrained the mutual inclination between a warm Jupiter and its outer giant planet companion in the Kepler-419 system to be $\sim 9^\circ$ using Transit Timing Variations (TTV). By combining radial velocity data with Gaia-Hipparcos astrometric accelerations, [Xuan & Wyatt \(2020\)](#) found evidence for misalignments between the orbits of an outer giant planet and a smaller inner planet in the π Men ($52.3^\circ < \Delta I < 127.7^\circ$) and HAT-P-11 ($63.1^\circ < \Delta I < 117^\circ$) systems (see also [De Rosa et al. 2020](#); [Damasso et al. 2020](#)). However, direct measurements of mutual inclination between transiting planets, their companions and their orientation to the host star have been limited to only a handful systems.

HD 118203 (TOI-1271) is a sub-giant star ($M_* = 1.25^{+0.028}_{-0.032} M_\odot$, $R_* = 2.03 \pm 0.03 R_\odot$) hosting a transiting hot Jupiter with an orbital period of 6.135 days, a mass of $2.166^{+0.074}_{-0.079} M_J$ and an eccentricity of 0.3 ([da Silva et al. 2006](#); [Pepper et al. 2020](#)). In this paper, we first combined Rossiter-McLaughlin observations from the Keck Planet Finder (KPF) and stellar rotation periods derived from Transiting Exoplanet Survey Satellite (TESS) light curves to determine the true stellar obliquity of HD 118203 b, which is the angle between stellar spin axis and the orbital axis of the planet. Furthermore, we present the discovery of HD 118203 c, a long-period giant planet orbiting outside HD 118203 b. We

characterized the three-dimensional orbital parameters of this outer planet by combining RVs and *Hipparcos* and *Gaia* astrometric data. HD 118203 is one of the first systems where the stellar obliquity for both the hot Jupiter and the outer giant planet, and the mutual inclination between the hot Jupiter and outer planet have been determined. Recently, [Maciejewski et al. \(2024\)](#) presented an independent detection of HD 118203 c using long-baseline radial velocity data from HARPS-N ([Cosentino et al. 2012](#)) and the High-Resolution Spectrograph (HRS; [Tull 1998](#)) at the Hobby-Eberly Telescope ([Ramsey et al. 1998](#)). We compare our results with their findings in Section 5.3.

2. OBSERVATIONS

2.1. ELODIE and HIRES radial velocities

We used 56 archival RVs of HD 118203 taken with the ELODIE spectrograph installed on the 1.93m reflector at Observatoire de Haute-Provence in France ([Baranne et al. 1996](#)) between 2004 May and 2006 June from [da Silva et al. \(2006\)](#) and [Pepper et al. \(2020\)](#). We also include 18 RVs from High Accuracy RV Planet Searcher in the northern hemisphere (HARPS-N) and 51 RVs from High-Resolution Spectrograph (HRS) at the 9.2 m Hobby-Eberly Telescope published by [Maciejewski et al. \(2024\)](#). The HRS observation were taken from January 2006 and June 2013, and HARPS-N data were taken from December 2012 and August 2015. Furthermore, we collected 26 RV data for HD 118203 from 2010 to 2024 using the High Resolution Echelle Spectrometer (HIRES, [Vogt et al. 1994](#)) at the Keck I 10 m telescope on Maunakea. The observations are part of a survey aiming to search for substellar/stellar companions to transiting planet hosts with significant *Hipparcos* and *Gaia* astrometric accelerations ([Zhang et al. 2024](#)). We used the standard California Planet Search (CPS) pipeline described in [Howard et al. \(2010\)](#) to determine RVs. Spectra were obtained with an iodine gas cell in the light path for wavelength calibration. An iodine-free template spectrum bracketed by observations of rapidly rotating B-type stars was used to deconvolve the stellar spectrum from the spectrograph PSF. We then forward-model the spectra taken with the iodine cell using the deconvolved template spectra ([Butler et al. 1996](#)). The wavelength scale, the instrumental profile, and the RV in each of the ~ 700 segments of 80 pixels were solved simultaneously ([Howard et al. 2010](#)). The RVs used in this work are presented in Table 1.

2.2. KPF Rossiter-McLaughlin observations

The Keck Planet Finder (KPF [Gibson et al. 2016, 2018, 2020](#)) is an echelle spectrometer that was commis-

Table 1. HD 118203 RVs

Time	RV	σ_{RV}	Inst
(BJD - 2450000)	(m/s)	(m/s)	
3151.4302000002936	-29262.81	13.40	ELODIE
3153.423499999568	-29230.81	14.47	ELODIE
3155.3946000002325	-29639.81	10.79	ELODIE
...
5370.815355828032	-126.58	0.86	HIRES
5371.83661200013	44.42	1.24	HIRES
8885.015345999971	-327.16	1.58	HIRES
8906.171260000207	38.02	1.41	HIRES
...
10043.80571338	42.93	0.96	KPF
10043.808489768	43.79	0.96	KPF
10043.811272037	47.59	1.05	KPF
...

NOTE—Times are in BJD - 2450000.0. The RV uncertainties do not include RV jitter. ELODIE RVs are from [Pepper et al. \(2020\)](#), HIRES and KPF RVs are from this work. All RV data utilized in this paper, including those sourced from the literature, are available in a machine-readable format.

sioned on the Keck 1 telescope at the W.M. Keck Observatory in March 2023. KPF covers the wavelength range of 445–870 nm with a resolving power of 98,000. The Rossiter-McLaughlin (RM, [Rossiter 1924](#); [McLaughlin 1924](#)) observations of HD 118203 b were conducted during one transit on April 09 2023 UT. A total of 76 exposures were obtained, each with an integration time of 180 s and a readout time of 60 s. We achieved a typical SNR of 176 at 550 nm. The observation covered the ingress and egress phases of the transit with additional 30 mins before and after the transit. The observation was interrupted for ~ 1.5 hours in the middle of the transit due to high humidity. The spectra were reduced with the KPF Data Reduction Pipeline (DRP, [Gibson et al. 2020](#)), which is publicly available on Github². The KPF DRP performs quadrant stitching, flat-fielding, order tracing, and optimal extraction. KPF’s wavelength calibration sources include Th-Ar and U-Ne lamps, a Laser Frequency Comb, a Fabry-Pérot Etalon, and the Solar Calibrator ([Rubenzahl et al. 2023](#)). Our observations were taken with simultaneous wavelength calibration sourced from an etalon lamp fed through a dedi-

cated calibration fiber. In addition to simultaneous calibrations, we performed hourly dedicated Etalon calibration exposures, known as ‘slew-cals,’ to monitor the stability of RVs. We used the adapted version of publicly available template-matching code SpEctrum Radial Velocity Analyser *serval* ([Zechmeister et al. 2018](#)) to extract the RVs from our KPF spectra. The KPF RVs used in this work are presented in Table 1.

[Maciejewski et al. \(2024\)](#)

2.3. TESS photometry

HD 118203 appears in the *TESS* Asteroseismic Target List ([Schofield et al. 2019](#)) as a solar-like oscillator to be observed in 2-minute cadence. *TESS* data were available as 2-minute cadence light curves for Sectors 15, 16, 22, 49 and 76 of the mission, spanning from 2019 Aug 15 to 2024 Mar 26. It was also selected for *TESS* 20-second cadence observations in Sector 76. The light curves were processed by the Science Processing Operations Center (SPOC) data reduction pipeline ([Jenkins et al. 2016](#)). We downloaded all five sectors of Pre-search Data Conditioning simple aperture photometry (PDC.SAP, [Smith et al. 2012](#); [Stumpe et al. 2012, 2014](#)) light curves, and then stitched and normalized them using the *lightkurve* package ([Lightkurve Collaboration et al. 2018](#)).

2.4. Hipparcos and Gaia astrometric acceleration³

HD 118203 was identified as a transiting-planet host with significant *Hipparcos* and *Gaia* astrometric acceleration by [Zhang et al. \(2024\)](#), suggesting the existence of an outer companion in the system. We used the astrometric data for HD 118203 from the Hipparcos-Gaia Catalog of Accelerations (HGCA, [Brandt 2021](#)). The HGCA catalog provides three proper motions in units of mas yr^{-1} : (1) the *Hipparcos* proper motion μ_H measured at an epoch near 1991.25; (2) the *Gaia* EDR3 proper motion μ_G measured at an epoch near 2016.01; (3) the long-term proper motion μ_{HG} calculated as the difference in positions between *Hipparcos* and *Gaia* divided by the ~ 25 -year baseline. The long-term proper motion μ_{HG} can be approximately considered as the velocity of stellar linear motion across the sky plane over nearly 25 years. Following [Kervella et al. \(2019\)](#) and [Brandt \(2021\)](#), we computed the astrometric acceleration by subtracting the long-term proper motion μ_{HG} from the *Hipparcos* or *Gaia* proper motion. Table 2 presents the astrometric accelerations, which have a signal-to-noise ratio (S/N) of 3.47 at the *Gaia* epoch, and 2.71 at the *Hipparcos* epoch.

² <https://github.com/Keck-DataReductionPipelines/KPF-Pipeline>

³ Also known as proper motion anomaly.

Table 2. Hipparcos-Gaia astrometric acceleration in declination and right ascension for HD 118203 from Brandt (2021). The $\Delta\mu_{\delta*}$ components have the $\cos \delta$ factor included. $\sigma[\Delta\mu]$ represent the uncertainties. We assume that the uncertainties on the proper motions and μ_{HG} are independent and add them in quadrature to calculate these uncertainties (see Zhang et al. 2024 for details).

Data epoch	$\Delta\mu_{\alpha}$ mas yr ⁻¹	$\sigma[\Delta\mu_{\alpha}]$ mas yr ⁻¹	$\Delta\mu_{\delta*}$ mas yr ⁻¹	$\sigma[\Delta\mu_{\delta*}]$ mas yr ⁻¹	S/N
<i>Gaia</i>	-0.1038	0.0377	0.0905	0.0462	3.47
<i>Hipparcos</i>	0.842	0.663	-1.628	0.884	2.71

3. HOST STAR PROPERTIES

3.1. Literature values

HD 118203 is a sub-giant G0V star at an age of $5.32^{+0.96}_{-0.73}$ Gyr and a distance of 91.811 ± 0.236 pc (Pepper et al. 2020). The star has a mass of $1.25 \pm 0.06 M_{\odot}$, a radius of $2.10 \pm 0.06 R_{\odot}$, and a metallicity $[\text{Fe}/\text{H}]$ of 0.223 ± 0.076 dex. Its spectroscopically determined projected rotation velocity, $v \sin i_*$, is 5.32 ± 0.5 km s⁻¹ (Luck 2017).

3.2. High-resolution Spectroscopy

We obtained iodine-free spectra with Keck/HIRES for HD 118203 to characterize stellar parameters. We used SpecMatch synthetic methodology (SpecMatch-Synth, Petigura 2015) to compute stellar properties. We obtained a projected rotation velocity of the star as 5.13 ± 1.0 km s⁻¹. Other parameters are listed in Table 3.

3.3. Isochrone fitting

As described in Section 4.2, we measured asteroseismic oscillations with a frequency at maximum power of $\nu_{\text{max}} = 967.2^{+46.5}_{-51.7}$ μHz . We also employed *isoclassify* (Huber et al. 2017; Berger et al. 2020) to derive the stellar parameters with following input observables: (1) the frequency at maximum power ν_{max} , (2) the spectroscopic stellar effective temperature and metallicity (Pepper et al. 2020), (3) the 2MASS K_s magnitude (Cutri et al. 2003), and (4) the Gaia DR3 parallax (Gaia Collaboration et al. 2022). Our measurement of ν_{max} helps to break the mass and age degeneracy reported by Pepper et al. (2020). We derived a mass of $1.27^{+0.028}_{-0.032} M_{\odot}$, a radius of $2.04 \pm 0.03 R_{\odot}$, and an age of 4.73 ± 0.39 Gyr, consistent with the classification of the host star as a sub-giant. The stellar parameters are given in Table 3.

4. THE STELLAR OBLIQUITY

4.1. RM effect modelling without oscillations

Table 3. Stellar Parameters of HD 118203

Parameters	SpecMatch	Isochrone	Reference
	Synth	Fitting	Value
T_{eff} (K)	5802 ± 100	5742^{+93}_{-95}	5683^{+84}_{-85} (a)
M_* (M_{\odot})	1.32 ± 0.09	$1.27^{+0.028}_{-0.032}$	1.25 ± 0.06 (a)
R_* (R_{\odot})	2.08 ± 0.05	2.04 ± 0.03	2.10 ± 0.06 (a)
ρ_* (cgs)	0.206 ± 0.02	0.21 ± 0.01	0.19 ± 0.01 (a)
$\log g$ (cgs)	3.93 ± 0.1	3.92 ± 0.02	3.89 ± 0.02 (a)
$[\text{Fe}/\text{H}]$ (dex)	0.27 ± 0.06	$0.287^{+0.069}_{-0.111}$	0.223 ± 0.076 (a)
V_{mag}	—	—	8.135 ± 0.03 (a)
Age (Gyr)	—	4.73 ± 0.39	$5.12^{+0.64}_{-0.61}$ (a)
$v \sin i_*$ (km s ⁻¹)	5.13 ± 1	—	5.32 ± 0.5 (b)
ϖ (mas)	—	—	10.86 ± 0.018 (c)
ν_{max} (μHz)	—	$967.2^{+46.5}_{-51.7}$	—
P_{rot} (days)*	—	23.1 ± 3.8	—
i_* (deg)*	—	$89.9^{+13.7}_{-13.8}$	—

NOTE— (a). Pepper et al. (2020); (b). Luck (2017); The reported velocity (7 km s⁻¹) in Luck (2017) represents a combination of rotation and macroturbulence velocities, despite being referred to as V_r . After deducting the macroturbulence velocities, the $v \sin i_*$ stands at 5.32 km s⁻¹. (c). Gaia Collaboration et al. (2022). * P_{rot} is measured from TESS light curves described in Section 4.3. i_* is constrained with spectroscopic $v \sin i_*$ and stellar rotation period described in Section 4.3.

We used the *allesfitter* (Günther & Daylan 2019, 2021) package to determine the sky-projected stellar obliquity for HD 118203 b. In this paper, we define the stellar obliquity as the angle between the stellar spin axis and the orbital axis of a planet. In the first step, we performed a simultaneous global fit of 2-minute cadence light curves from TESS sectors 15, 16, 22, 49, and 76 out-of-transit RVs from ELODIE (da Silva et al. 2006; Pepper et al. 2020) and HIRES, and RM measurements from KPF. We allowed 24 free parameters in the fitting (see Table 4). The planetary properties and orbital elements of HD 118203 were described by the following parameters: r_p/R_* , $(R_* + r_p)/a_b$, $\cos I_b$, $T_{0,b}$, P_b , K_b , $\sqrt{e_b} \cos \omega_b$, and $\sqrt{e_b} \sin \omega_b$, where R_* and r_p are stellar and planet radii, $\cos I_b$ is the cosine of the orbital inclination, $T_{0,b}$ is the midtime of transit, P_b is the orbital period, K_b is the RV semi-amplitude, e_b is the eccentricity, and ω_b is the argument of pericenter. The RM effect was modeled with two additional parameters: λ_b , the projected stellar obliquity for HD 118203 b, and $v \sin i_*$, the projected stellar rotation velocity. In addition, we fitted the transformed quadratic limb darkening coefficients for TESS ($q_{1,\text{TESS}}$, $q_{2,\text{TESS}}$) and KPF ($q_{1,\text{KPF}}$, $q_{2,\text{KPF}}$). We also included constant zero

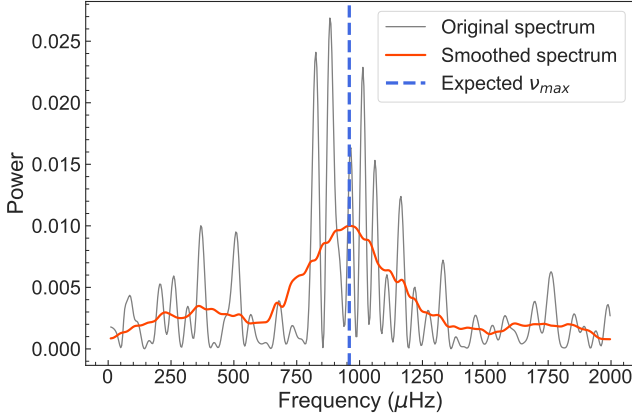


Figure 1. Lomb-Scargle periodograms of the KPF RV residuals from RM fitting without oscillation. The solid grey and orange lines represent the original and smoothed periodograms (filter width=340 μHz). The blue dashed line indicates the predicted frequency at maximum power, ν_{max} , derived using scaling relations $\frac{g}{g_{\odot}} = \frac{\nu_{\text{max}}}{\nu_{\odot}} \frac{T_{\text{eff}}}{T_{\text{eff},\odot}}$. The values for the star’s surface gravity g and effective temperature T_{eff} were taken from [Pepper et al. \(2020\)](#).

point offsets for TESS light curves and KPF RVs (γ_{TESS} , γ_{KPF}) and linear slopes for ELODIE and HIRES RVs (γ_{ELODIE} , $\dot{\gamma}_{\text{ELODIE}}$, γ_{HIRES} , $\dot{\gamma}_{\text{HIRES}}$). Finally, we added four free parameters to account for the jitter terms of the four instruments ($\ln \sigma_{\text{TESS}}$, $\ln \sigma_{\text{ELODIE}}$, $\ln \sigma_{\text{HIRES}}$, $\ln \sigma_{\text{KPF}}$). We adopted uniform priors for each of the parameters (see Table 4). The initial guesses for the planetary and orbital parameters were adopted from [Pepper et al. \(2020\)](#), while the initial guess for $v \sin i_{\star}$ was the spectroscopically determined value from [Luck \(2017\)](#).

We performed a dynamic Nested Sampling fit with *dynesty* ([Speagle 2020](#)) to sample the posterior distributions of all model parameters. Our Nested Sampling analysis used 500 live points and a convergence criterion that required the uncertainty of the Bayesian evidence estimate to be < 0.01 . The best-fit parameters and their 1σ uncertainties are reported in Table 4. The fitting results in a sky-projected stellar obliquity for HD 118203 b of $\lambda_b = -11_{-13}^{+11}^{\circ}$, and a projected stellar rotation speed of $v \sin i_{\star} = 5.85_{-0.32}^{+0.41} \text{ km s}^{-1}$ (see Appendix A.1 for the best-fit models and Appendix A.2 for the joint posterior distributions of the 24 parameters). Our fitted $v \sin i_{\star}$ is consistent with both the spectroscopic measurements ($5.13 \pm 1 \text{ km s}^{-1}$) from the HIRES spectra and the value ($5.32 \pm 0.5 \text{ km s}^{-1}$) reported by [Luck \(2017\)](#).

Additionally, we computed the power spectrum of the KPF RV residuals using a Lomb-Scargle periodogram ([Press & Rybicki 1989](#)). The power spectrum reveals a clear pattern of peaks attributable to solar-like oscillations centered around 950 μHz (see Figure 1). The

observed frequency at the peak is consistent with the expected ν_{max} calculated using the scaling relation $\frac{g}{g_{\odot}} = \frac{\nu_{\text{max}}}{\nu_{\odot}} \frac{T_{\text{eff}}}{T_{\text{eff},\odot}}$, based on the stellar parameters from [Pepper et al. \(2020\)](#). Because the KPF RM observation only spans about six hours, it is not feasible to distinguish individual oscillation frequencies. On the other hand, we performed Lomb-Scargle periodogram analysis on the combined *TESS* light curves spanning 5 sectors with a 2-minute cadence, as well as on each sector individually. Furthermore, We examined the Lomb-Scargle periodogram of light curves with a 20-second cadence specifically from Sector 76. No oscillation modes were identified in any of these analyses.

4.2. Gaussian process modelling of the RM effect with oscillations

Since the stellar oscillation period (17.5 min) is longer than the cadence of the KPF RVs (4 min), we implemented a Gaussian process (GP) model alongside the Rossiter-McLaughlin effect to account for any possible systematic errors in the obliquity measurement introduced by the asteroseismic oscillations. The oscillations can be modelled with a sum of stochastically driven damped simple harmonic oscillators (SHO), as described by [Foreman-Mackey et al. \(2017\)](#). We used a single SHO term to describe the envelope of the spectrum of oscillations. The power spectrum of a SHO is

$$S(\omega) = \sqrt{\frac{2}{\pi}} \frac{S_0 \omega^4}{(\omega^2 - \omega_{\text{max}}^2)^2 + \omega^2 \omega_{\text{max}}^2 / Q_0^2} \quad (1)$$

where ω_{max} is the angular frequency at the maximum power, which can be converted to frequency at maximum power using $\nu_{\text{max}} = \omega_{\text{max}} / 2\pi$. Q_0 is the quality factor describing the oscillation damping time-scale, and S_0 is proportional to the power at $\omega = \omega_{\text{max}}$: $S(\omega_{\text{max}}) = \sqrt{2/\pi} S_0 Q_0^2$.

We used 27 free parameters in the Nested Sampling, with the same parameters as described in section 4.1 and three additional GP parameters ($\ln S_0$, $\ln Q_0$, and $\ln \omega_{\text{max}}$). We adopted wide uniform priors on the three GP parameters (see Table 4). The damping timescale of sub-giant oscillations is typically a few days, which is significantly longer than our observing baseline ([Lund et al. 2017](#)). Therefore, we set a uniform prior of $\ln Q_0$ from 1 to 4, consistent with coherent (undamped) oscillations. We used 500 live points, and required the Bayesian evidence estimate to be < 0.01 for convergence.

Figure 2 shows the results of modeling the RM effect alongside the stellar oscillations. We obtained a sky-projected spin-orbit angle of $\lambda_b = -11^{\circ.7}_{-10}^{+7.6}$ and a projected stellar rotation speed of $v \sin i_{\star} = 5.89_{-0.26}^{+0.31} \text{ km s}^{-1}$, which agrees with the results we ob-

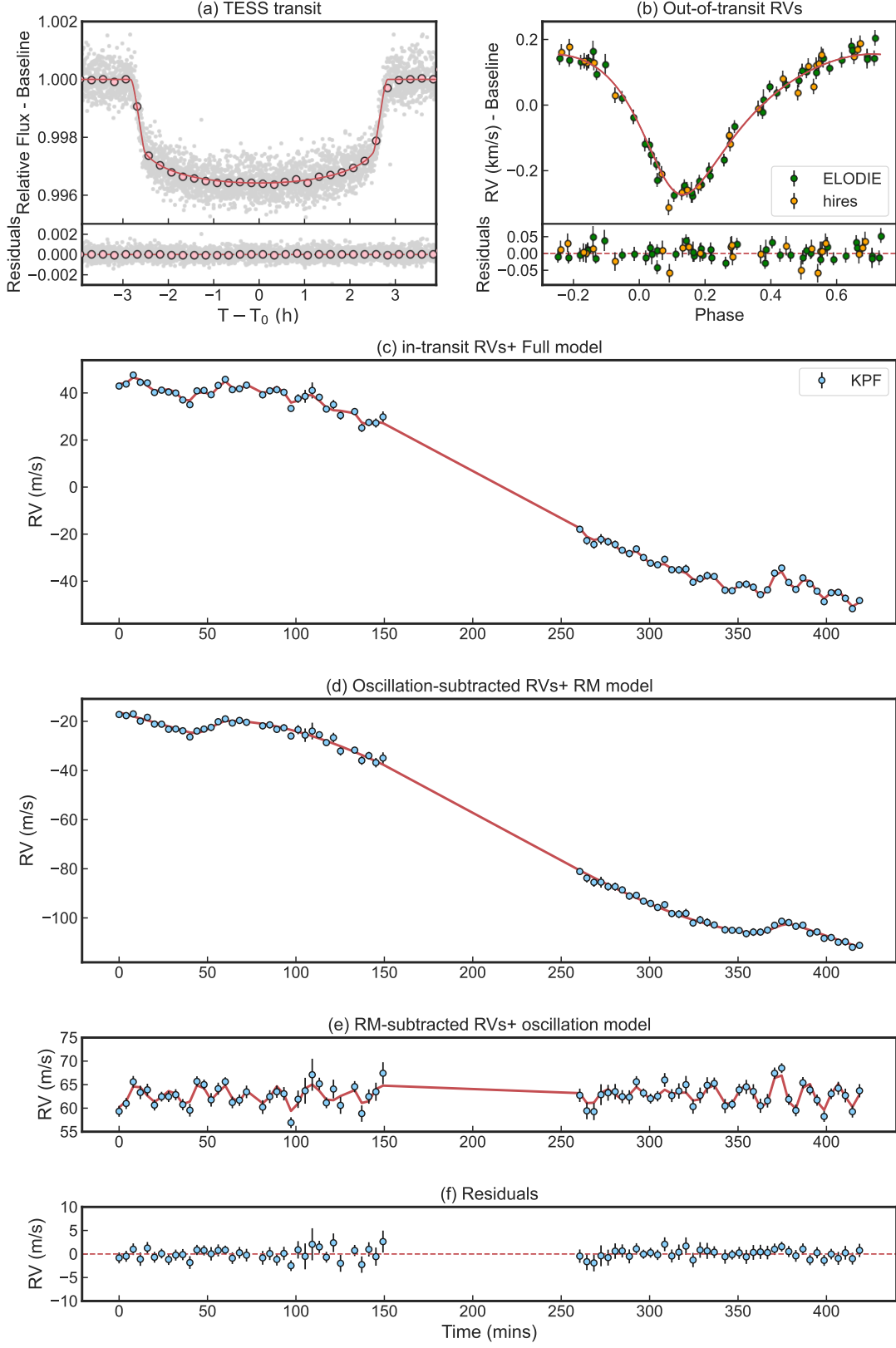


Figure 2. Panel a: TESS SPOC light curves phase-folded to the best-fit orbital period of HD 118203 b. The pink points present the TESS data binned every 15 minutes, and the red line shows the best-fit transit model. Panel b: The out-of-transit RVs from ELODIE (green) and HIRES (orange) phase-folded to the best-fit orbital period of HD 118203 b. The red line depicts the best-fit RV model. The linear baseline has been removed. Panel c: the in-transit RVs from KPF in blue and the combined RM and GP model in red. Panel d: KPF data and RM model after removing the contribution from oscillations. Panel e: KPF data and SHO GP model after removing RM effect. Panel f: the residuals of the fit.

tained when fitting the RM effect without modeling the stellar oscillations (section 4.1). The Bayes factor, with a value of $\Delta \log(Z) = 6.19 > 5$, indicates that the RM model with the GP is favored over the RM model without the GP. Despite this, the fitting outcomes are consistent, indicating that the stellar oscillations have a negligible effect on the derived obliquity. This result

aligned with our expectations, given that the amplitude and timescale of the RM signal are both much larger than those of the oscillations. The GP model with an SHO kernel yields a frequency of maximum oscillation power $\nu_{max} = 967.2^{+51.7}_{-46.5} \mu\text{Hz}$, which corresponds to an oscillation period of ~ 17 minutes.

Table 4. Priors and posterior distributions of RM modelling for HD 118203 b

Parameter (Unit)	RM without oscillation		RM+ oscillation	
	Prior	Value	Prior	Value
Planetary Parameters				
Planet-to-star radius ratio r_b/R_\star	$\mathcal{U}(0.01, 0.1)$	$0.05568^{+0.00024}_{-0.00021}$	$\mathcal{U}(0.01, 0.1)$	$0.05573^{+0.00025}_{-0.00021}$
Sum of radii over semi-major axis $(R_\star + r_b)/a_b$	$\mathcal{U}(0.1, 0.3)$	$0.1443^{+0.0024}_{-0.0016}$	$\mathcal{U}(0.1, 0.3)$	$0.1445^{+0.0025}_{-0.0016}$
Cosine of the orbital inclination $\cos I_b$	$\mathcal{U}(0, 0.2)$	$0.022^{+0.018}_{-0.014}$	$\mathcal{U}(0, 0.2)$	$0.027^{+0.016}_{-0.013}$
Orbital period P_b (days)	$\mathcal{U}(6.12, 6.15)$	6.1349787 ± 0.000002	$\mathcal{U}(6.12, 6.15)$	6.1349779 ± 0.000002
Transit epoch - 2459000 $T_{0,b}$ (BJD)	$\mathcal{U}(1711, 1714)$	$-262.80110 \pm 0.0008^*$	$\mathcal{U}(1711, 1714)$	$-268.93581 \pm 0.0008^*$
RV semi-amplitude K_b (km s^{-1})	$\mathcal{U}(0.1, 0.3)$	0.2165 ± 0.0031	$\mathcal{U}(0.1, 0.3)$	0.2169 ± 0.0031
Eccentricity term $\sqrt{e_b} \cos \omega_b$	$\mathcal{U}(-0.7, 0.7)$	-0.508 ± 0.012	$\mathcal{U}(-0.7, 0.7)$	-0.510 ± 0.012
Eccentricity term $\sqrt{e_b} \sin \omega_b$	$\mathcal{U}(-0.7, 0.7)$	0.235 ± 0.016	$\mathcal{U}(-0.7, 0.7)$	0.232 ± 0.016
Rossiter-McLaughlin Parameters				
Sky-projected stellar obliquity λ_b (deg)	$\mathcal{U}(-180, 180)$	-11^{+11}_{-13}	$\mathcal{U}(-180, 180)$	$-11.7^{+7.6}_{-10.1}$
Projected rotational velocity $v \sin i_\star$ (km s^{-1})	$\mathcal{U}(1, 10)$	$5.85^{+0.41}_{-0.32}$	$\mathcal{U}(1, 10)$	$5.89^{+0.31}_{-0.26}$
GP SHO parameter $\ln S_0$ ($\text{km}^2 \text{s}^{-2}$)	—	—	$\mathcal{U}(-35, 15)$	$-20.47^{+0.54}_{-0.78}$
GP SHO parameter $\ln Q_0$	—	—	$\mathcal{U}(1, 4)$	$1.70^{+0.70}_{-0.46}$
GP SHO parameter $\ln \omega_{\max}$ (d^{-1})	—	—	$\mathcal{U}(5, 7)$	6.266 ± 0.055
Other Parameters				
Transformed limb darkening $q_{1;\text{TESS}}$	$\mathcal{U}(0, 1)$	$0.248^{+0.043}_{-0.040}$	$\mathcal{U}(0, 1)$	0.250 ± 0.038
Transformed limb darkening $q_{2;\text{TESS}}$	$\mathcal{U}(0, 1)$	$0.341^{+0.076}_{-0.069}$	$\mathcal{U}(0, 1)$	$0.333^{+0.071}_{-0.061}$
Transformed limb darkening $q_{1;\text{KPF}}$	$\mathcal{U}(0, 1)$	$0.69^{+0.14}_{-0.11}$	$\mathcal{U}(0, 1)$	$0.658^{+0.11}_{-0.079}$
Transformed limb darkening $q_{2;\text{KPF}}$	$\mathcal{U}(0, 1)$	$0.81^{+0.13}_{-0.18}$	$\mathcal{U}(0, 1)$	$0.864^{+0.095}_{-0.15}$
Jitter term $\ln \sigma_{\text{TESS}}$ (km s^{-1})	$\mathcal{U}(-8, -5)$	-7.697 ± 0.013	$\mathcal{U}(-8, -5)$	-7.697 ± 0.012
Jitter term $\ln \sigma_{\text{ELODIE}}$ (km s^{-1})	$\mathcal{U}(-10, -1)$	-4.24 ± 0.20	$\mathcal{U}(-10, -1)$	$-4.24^{+0.19}_{-0.21}$
Jitter term $\ln \sigma_{\text{HIRES}}$ (km s^{-1})	$\mathcal{U}(-10, -1)$	$-3.63^{+0.15}_{-0.14}$	$\mathcal{U}(-10, -1)$	$-3.64^{+0.16}_{-0.14}$
Jitter term $\ln \sigma_{\text{KPF}}$ (km s^{-1})	$\mathcal{U}(-10, -1)$	-6.19 ± 0.11	$\mathcal{U}(-10, -1)$	$-7.32^{+0.61}_{-1.5}$
Baseline offset γ_{TESS}	$\mathcal{U}(-0.003, 0.003)$	0.00023 ± 0.000015	$\mathcal{U}(-0.003, 0.003)$	0.00023 ± 0.000015
Baseline offset γ_{ELODIE} (km s^{-1})	$\mathcal{U}(-50, 50)$	-29.3671 ± 0.0057	$\mathcal{U}(-50, 50)$	-29.3670 ± 0.0057
Baseline slope $\dot{\gamma}_{\text{ELODIE}}$ ($\text{km s}^{-1} \text{d}^{-1}$)	$\mathcal{U}(-0.1, 0.1)$	0.0549 ± 0.0098	$\mathcal{U}(-0.1, 0.1)$	0.0554 ± 0.0095
Baseline offset γ_{HIRES} (km s^{-1})	$\mathcal{U}(-50, 50)$	-0.030 ± 0.015	$\mathcal{U}(-50, 50)$	-0.029 ± 0.015
Baseline slope $\dot{\gamma}_{\text{HIRES}}$ ($\text{km s}^{-1} \text{d}^{-1}$)	$\mathcal{U}(-0.1, 0.1)$	0.021 ± 0.017	$\mathcal{U}(-0.1, 0.1)$	0.020 ± 0.018
Baseline offset γ_{KPF} (km s^{-1})	$\mathcal{U}(-50, 50)$	0.0624 ± 0.0024	$\mathcal{U}(-50, 50)$	0.0628 ± 0.0025
Derived Parameters				
Planet mass m_b (M_J)	—	2.13 ± 0.12	—	2.14 ± 0.12
Planet radius r_b (R_J)	—	1.139 ± 0.028	—	1.140 ± 0.029
Semi-major axis a_b (AU)	—	0.0714 ± 0.002	—	0.0713 ± 0.002
Inclination I_b (deg)	—	$88.71^{+0.79}_{-1.02}$	—	$88.48^{+0.73}_{-0.93}$
Eccentricity e_b	—	0.3135 ± 0.0078	—	0.3136 ± 0.0075
Argument of periastron w_b (deg)	—	$155.2^{+1.9}_{-2.0}$	—	$155.5^{+1.9}_{-2.0}$

Impact parameter $b_{\text{tra;b}}$	—	$0.131^{+0.10}_{-0.080}$	—	$0.155^{+0.090}_{-0.074}$
Total transit duration $T_{\text{tot;b}}$ (h)	—	$5.640^{+0.015}_{-0.014}$	—	$5.643^{+0.016}_{-0.014}$
Full-transit duration $T_{\text{full;b}}$ (h)	—	$5.028^{+0.014}_{-0.016}$	—	$5.026^{+0.014}_{-0.017}$
Planet Equilibrium temperature $T_{\text{eq;b}}$ (K)	—	1360 ± 23	—	1361^{+23}_{-22}
Planet density ρ_b (cgs)	—	$1.78^{+0.21}_{-0.18}$	—	$1.79^{+0.21}_{-0.18}$
Planet surface gravity g_b (cgs)	—	4198^{+155}_{-168}	—	4192^{+150}_{-179}
Limb darkening $u_{1;\text{TESS}}$	—	0.339 ± 0.049	—	0.333 ± 0.046
Limb darkening $u_{2;\text{TESS}}$	—	0.159 ± 0.087	—	0.166 ± 0.078
Limb darkening $u_{1;\text{KPF}}$	—	$1.33^{+0.16}_{-0.23}$	—	$1.39^{+0.11}_{-0.17}$
Limb darkening $u_{2;\text{KPF}}$	—	$-0.51^{+0.29}_{-0.18}$	—	$-0.59^{+0.21}_{-0.13}$
Jitter term $\sigma_{\text{ELODIE}}(m \text{ s}^{-1})$	—	$14.38^{+3.0}_{-2.6}$	—	$14.4^{+3.0}_{-2.7}$
Jitter term $\sigma_{\text{HIRES}}(m \text{ s}^{-1})^\dagger$	—	$26.5^{+4.3}_{-3.3}$	—	$26.4^{+4.4}_{-3.4}$
Jitter term $\sigma_{\text{KPF}}(m \text{ s}^{-1})$	—	$2.0^{+0.23}_{-0.21}$	—	$0.66^{+0.55}_{-0.51}$
Host density from all orbits ρ_\star (cgs)	—	$0.1968^{+0.0068}_{-0.0095}$	—	$0.1960^{+0.0067}_{-0.0099}$
Frequency at maximum power ν_{max} (μHz)	—	—	—	$967.2^{+51.7}_{-46.5}$

Model Comparison

Bayesian evidence $\log(Z)$	—	20089.45 ± 0.42	—	20095.64 ± 0.43
-----------------------------	---	---------------------	---	---------------------

NOTE—The epoch has been shifted by -322 periods to put the epoch in the middle of the dataset.

\dagger We only consider a single-planet Keplerian model in the global fitting of RM effect. Therefore, the excess of HIRES jitter is attributed to the presence of the outer planet, detail see section 5.

4.3. True stellar obliquity distribution

The true stellar obliquity Ψ_p of a planet is given by

$$\cos \Psi_p = \cos i_\star \cos i_p + \sin i_\star \sin i_p \cos \lambda_p, \quad (2)$$

where i_p is the planet's orbital inclination, i_\star is the star's spin-axis inclination, and λ_p is the sky-projected obliquity. For HD 118203 b, i_b is tightly constrained by the TESS transit observations, and λ_b is constrained by modeling the RM effect. Therefore, it is essential to determine the stellar inclination i_\star in order to derive the true stellar obliquity of a planet. When the stellar radius R_\star and rotational period P_{rot} are known, the equatorial rotational velocities can be calculated as $v_{\text{eq}} = 2\pi R_\star / P_{\text{rot}}$. If R_\star , P_{rot} and $v \sin i_\star$ are independent, i_\star can be derived as $\sin^{-1}(\frac{v \sin i_\star}{v_{\text{eq}}})$. However, [Masuda & Winn \(2020\)](#) pointed out that v_{eq} and $v \sin i_\star$ are not statistically independent, and the consideration of their correlation is needed when determining the probability distribution of i_\star . Addressing this correlation, [Bowler et al. \(2023\)](#) presents a Bayesian probabilistic framework to constrain the stellar inclination as

$$P(i_\star | P_{\text{rot}}, R_\star, v \sin i_\star) \propto \sin i_\star \times \frac{e^{-\frac{(v \sin i_\star - \frac{2\pi R_\star}{P_{\text{rot}}} \sin i_\star)^2}{2(\sigma_{v \sin i_\star}^2 + \sigma_{v_{\text{eq}}}^2 \sin^2 i_\star)}}}{\sqrt{\sigma_{v \sin i_\star}^2 + \sigma_{v_{\text{eq}}}^2 \sin^2 i_\star}}, \quad (3)$$

where $\sigma_{v \sin i_\star}$ and $\sigma_{v_{\text{eq}}}$ are the uncertainties in the projected velocity $v \sin i_\star$ and the equatorial velocity v_{eq} . We approximated $\sigma_{v_{\text{eq}}}$ as

$$\sigma_{v_{\text{eq}}} = \frac{2\pi R_\star}{P_{\text{rot}}} \sqrt{\left(\frac{\sigma_{R_\star}}{R_\star}\right)^2 + \left(\frac{\sigma_{P_{\text{rot}}}}{P_{\text{rot}}}\right)^2}. \quad (4)$$

We applied a Systematics-insensitive Periodogram (SIP, [Hedges et al. 2020](#)) to stitch and detrend systematics in the TESS SPOC light curves from sectors 15, 16, 22, 49, and 76. This process enabled us to generate a Lomb-Scargle periodogram. We identified a rotation period P_{rot} of 23.1 ± 3.8 days (see Figure 3). We derived the uncertainty from the width of the periodogram peak, adding an extra 10% to account for surface differential rotation ([Epstein & Pinsonneault 2014](#); [Claytor et al. 2022](#)). We adopted the stellar projected rotational velocity $v \sin i_\star$ of $5.32 \pm 0.5 \text{ km s}^{-1}$ reported from [Luck](#)

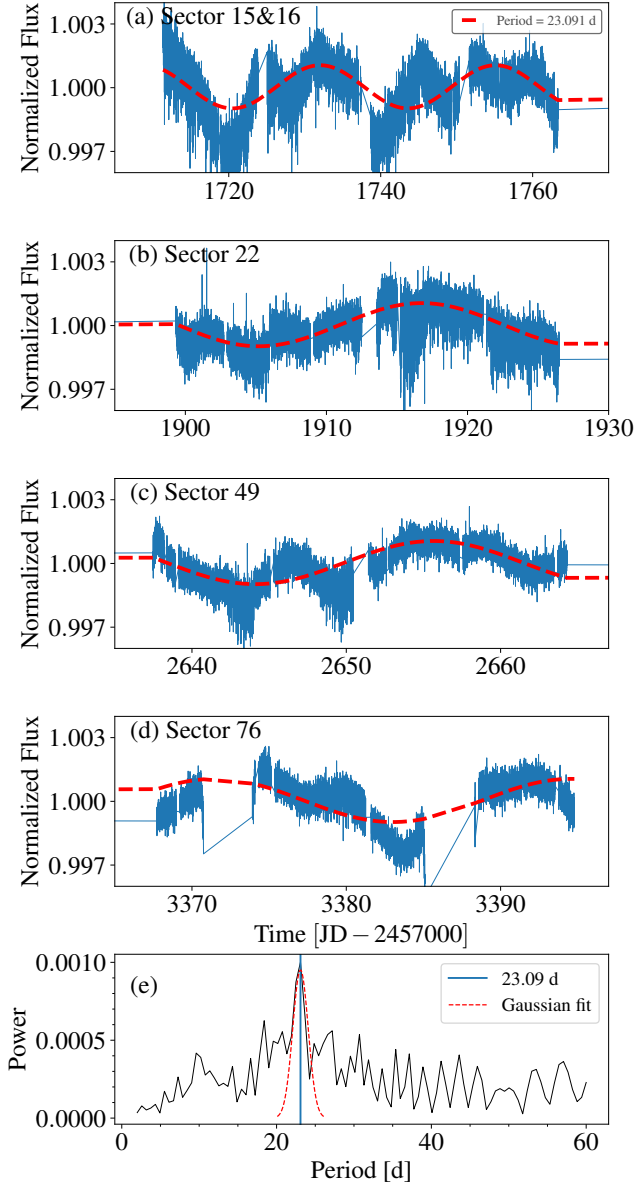


Figure 3. Panel a-d: TESS light curves of HD 118203 obtained in Sector 15, 16, 22, 49 and 76 with the modulation model at a period of 23.091 days. Panel e: the Lomb-Scargle periodogram of the detrended TESS lightcurves of HD 118203 using SIP (Hedges et al. 2020). The highest peak in the periodogram is located at 23.091 days. The red dashed line shows the Gaussian fit to the peak to determine the uncertainty of rotation period.

(2017) and stellar radius R_* of $2.04 \pm 0.03 R_\odot$ (see Section 3 for details). Figure 4 b shows the resulting distribution of the stellar inclination which ranges from 0° to 180° to accommodate the possibility that the stellar axis points either toward ($< 90^\circ$) or away ($> 90^\circ$) from the observer. We obtained a stellar inclination of $i_* = 89^\circ.9^{+13.7}_{-13.8}$ at 1σ confidence, suggesting that the

stellar rotation axis is orthogonal to the line of sight. The findings align with the calculation in Pepper et al. (2020), where a rotational period of 22 days was estimated based on the $v \sin i_*$ and R_* , assuming that the axis of stellar rotation is perpendicular to our line of sight.

By combining this information with the sky-projected obliquity from our RM measurements with Eqn. 2, we derived the cosine term of the true stellar obliquity $\cos \Psi_b$, which is strongly peaked at 1 (see Figure 4 c). This is consistent with expectations as we have projected stellar obliquity λ_b is close to 0 deg and stellar inclination peaks at 90 deg. Figure 4 d shows the distribution of the true stellar obliquity Ψ_b for HD 118203 b after transforming from cosine terms to angles. However, this distribution shows a low probability near $\Psi_b = 0$. This does not necessarily imply that the true obliquity is away from zero, but rather reflects the effect of transforming from cosine terms to angles. Therefore, we believe it is more appropriate to provide an upper limit for Ψ_b , which is $\Psi_b < 33^\circ.5$ at 95% probability level. The low stellar obliquity indicates HD 118203 b is nearly aligned with the host star.

5. THE DISCOVERY OF AN OUTER LONG-PERIOD PLANET

Pepper et al. (2020) reported an RV trend in addition to HD 118203 b’s Keplerian signal across two years of ELODIE observations. The Gemini-North/Alopeke speckle imaging ruled out the possibility of a stellar companion within 1.25 arcseconds. Therefore, the RV trend could possibly arise from either a massive planet or a brown dwarf companion. Recently, Maciejewski et al. (2024) used long-baseline RV data from HARPS and HRS to detect the outer planet, HD 118203 c. In this work, we combine archival data with our new HIRES RVs, which extended the observation baseline to nearly 20 years, to further refine the orbit of the outer planet.

5.1. Lomb-Scargle Periodogram

Figure 5 a displays the radial velocity (RV) periodogram in which the vertical axis shows the Bayesian Information Criterion (BIC) difference, ΔBIC , when comparing single-planet and two-planet models. These calculations were performed using the *RVsearch* package, as detailed in Rosenthal et al. (2021). Specifically, *RVsearch* establishes an orbital period grid ranging from two days to five times the span of observational data to search for periodic signals. The algorithm iteratively fits a sinusoid at each fixed period within this grid and computes ΔBIC for each point. The algorithm calculates an empirical false alarm probability (FAP) by

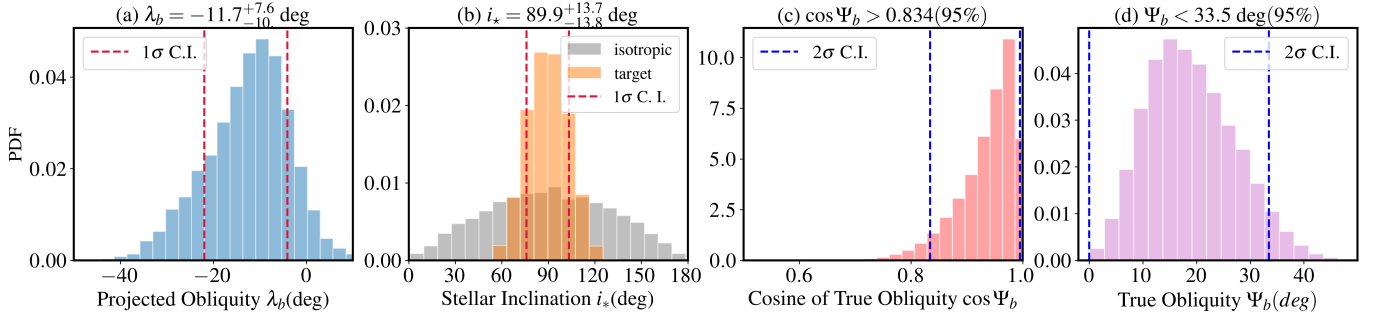


Figure 4. (a): Posterior distribution of projected stellar obliquity for HD 118203 b, obtained from RM effect modeling with p-mode oscillations. (b): Posterior distribution of stellar inclination (in orange) versus an isotropic distribution. The stellar inclination ranges from 0° to 180° to account for scenarios where the stellar axis may point either toward ($< 90^\circ$) or away ($> 90^\circ$) from the observer. The red dashed lines correspond to 1σ significance. (c): Posterior distribution of cosine of true stellar obliquity for HD 118203 b. (d): True stellar obliquity distribution for HD 118203 b. The blue dashed lines correspond to 2σ significance.

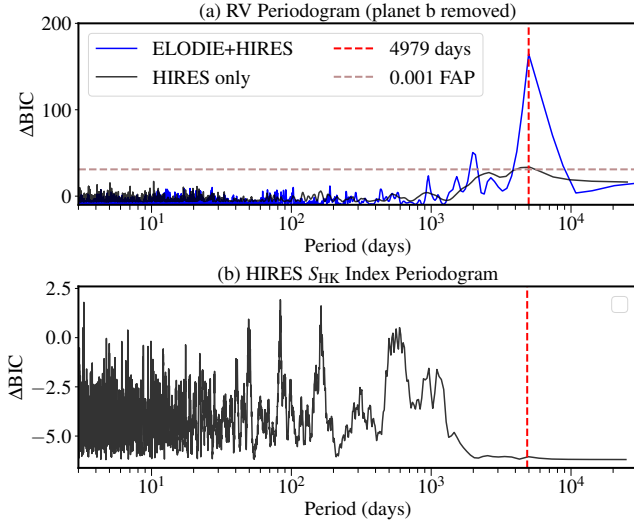


Figure 5. a: The periodogram of RV residuals computed using *RVsearch*. The signal from the hot Jupiter HD 118203 b has been subtracted. The blue line corresponds to the periodogram using all RVs. The black line corresponds to the periodogram using only HIRES RVs. d: The periodogram of HRES S_{HK} index.

fitting a linear model to a log-scale histogram of periodogram power values. From this, it extrapolates a detection threshold in terms of ΔBIC corresponding to an empirical FAP of 0.1%, corresponding to that only 0.1% of periodogram values are anticipated to exceed this threshold (see Howard & Fulton (2016) for details). We calculated two ΔBIC periodograms: the first one using all available RVs and the second one only using HIRES RVs. The two periodograms both reveal pronounced peaks at ~ 4979 days surpassing the detection threshold (a FAP of 0.1%). The lower peaks observed at shorter periods are attributable to the harmonics of the period. To investigate whether stellar activity could

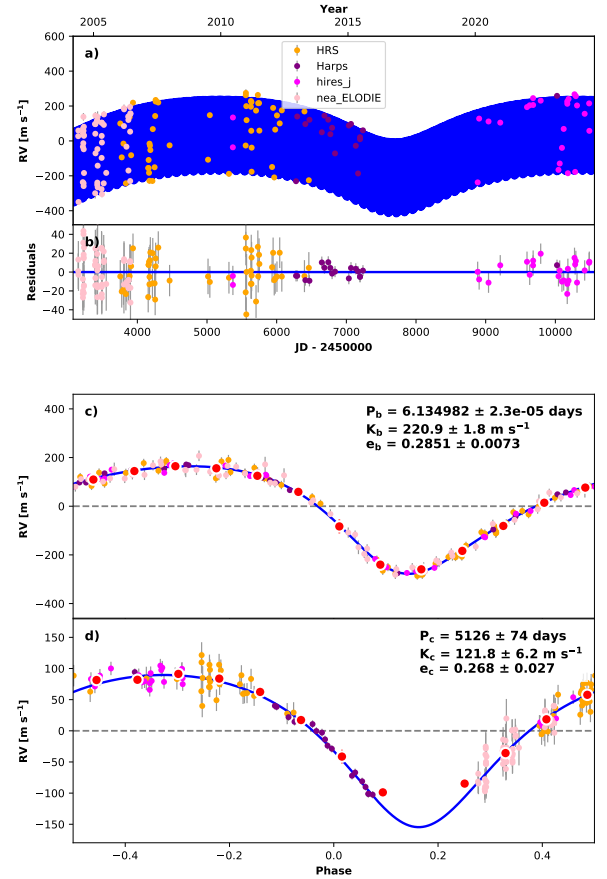


Figure 6. Best-fit 2-planet Keplerian orbital model for HD 118203 a: HD 118203 RVs with errors (black) and their best fit model (blue) as a function of time. b: the residuals. c~d: RV data and models for each planet phase-folded at the best-fit orbital period with all other planets' signals removed.

account for the long-period signal, we also conducted a periodogram analysis of the S -values. We computed S -values for HIRES data by measuring the core flux of Calcium H & K lines. Note that we only used the S -values from the HIRES observations. We do not see the peak at 4979 days shown in the RV periodogram (see Figure 6 d). Moreover, HD 118203 shows a Hipparcos-Gaia astrometric acceleration with $> 3\sigma$ significance, which can not be accounted by the stellar activity, and suggests the star undergoes orbital motion due to gravitational interaction with a long-period giant planet.

5.2. RV-only Keplerian Fit

We first performed a two-planet Keplerian orbital fit to the RVs using *RadVel* (Fulton et al. 2018). The model includes five orbital elements for each planet K , P , T_{conj} , $\sqrt{e}\sin\omega$, $\sqrt{e}\cos\omega$, where K is the RV semi-amplitude, P is the orbital period, T_{conj} is the time of conjunction, e is the eccentricity, and ω is the argument of pericenter. For HD 118203 b, we used Gaussian priors informed by *TESS* observations (Pepper et al. 2020) for the orbital period P_b and conjunction time $T_{conj,b}$. We set bounds on $0 < e < 1$, $K > 0$ for all planets.

We performed the Markov Chain Monte Carlo (MCMC) exploration with *emcee* (Foreman-Mackey et al. 2013) to estimate parameter credible levels. Our MCMC analysis used 50 walkers and ran for 1.5×10^6 steps per walker, achieving a maximum Gelman-Rubin(GR) statistic of 1.004. Figure 6 shows the best fit Keplerian solution. We derived a minimum mass for HD 118203 c from RV amplitudes as $m_c \sin i = 11.7^{+0.87}_{-0.83}$ M_J, semi-major axis as $a_c = 6.32^{+0.17}_{-0.18}$ AU and an eccentricity of $e_c = 0.268^{+0.028}_{-0.026}$. The derived planetary parameters are given in Table 5.

5.3. Three-dimensional orbit fitting

We then characterized the three-dimensional orbit of the outer companion by conducting a joint fit to the Hipparcos-Gaia astrometric accelerations and RV time series, following the methodology outlined in Xuan & Wyatt (2020). The long-baseline RVs over 20 years provide crucial information about the period, eccentricity, and companion mass. Meanwhile, the two astrometric accelerations measured at the Hipparcos and Gaia epochs, with a baseline around 25 years, offer the essential constraint on the inclination. We used the parallel-tempering Markov chain Monte Carlo (PT-MCMC) ensemble sampler in *emcee* (Foreman-Mackey et al. 2017). We use 40 different temperatures to sample the parameter space, and our results are taken from the ‘coldest’ chain, which corresponds to the original, unmodified likelihood function. For each of the 30 temperatures,

Table 5. MCMC Posteriors for RV-only fitting

Parameter	Credible Interval	Max Likelihood	Units
Fitted parameters			
P_b	$6.134982^{+2.2e-05}_{-2.3e-05}$	6.134983	days
T_{conj_b}	2459129.795 ± 0.022	2459129.794	JD
T_{peri_b}	$2459130.44^{+0.035}_{-0.037}$	2459130.444	JD
e_b	$0.2851^{+0.0074}_{-0.0072}$	0.2841	
ω_b	$2.697^{+0.032}_{-0.034}$	2.702	radians
K_b	220.9 ± 1.8	221.0	m s ⁻¹
P_c	5126^{+76}_{-72}	5123	days
T_{conj_c}	2456857^{+54}_{-51}	2456856	JD
T_{peri_c}	2457654^{+68}_{-71}	2457662	JD
e_c	$0.268^{+0.028}_{-0.026}$	0.267	
ω_c	$3.066^{+0.07}_{-0.073}$	3.078	radians
K_c	$121.8^{+6.6}_{-5.7}$	122.1	m s ⁻¹
Other parameters			
$\gamma_{\text{neaE} \text{ LODIE}}$	$\equiv -29290.0306$	$\equiv -29290.0306$	m s ⁻¹
γ_{hiresj}	$\equiv -95.6072$	$\equiv -95.6072$	m s ⁻¹
γ_{Harps}	$\equiv -29180.777$	$\equiv -29180.777$	m s ⁻¹
γ_{HRS}	$\equiv -22.9028$	$\equiv -22.9028$	m s ⁻¹
$\dot{\gamma}$	$\equiv 0.0$	$\equiv 0.0$	m s ⁻¹ d ⁻¹
$\ddot{\gamma}$	$\equiv 0.0$	$\equiv 0.0$	m s ⁻¹ d ⁻²
$\sigma_{\text{neaE} \text{ LODIE}}$	$14.0^{+2.8}_{-2.5}$	13.3	m s ⁻¹
σ_{hiresj}	$11.7^{+2.2}_{-1.6}$	10.7	m s ⁻¹
σ_{Harps}	$6.9^{+2.1}_{-1.5}$	5.6	m s ⁻¹
σ_{HRS}	$15.2^{+2.4}_{-2.0}$	14.4	m s ⁻¹
Derived parameters			
$M_b \sin i$	2.24 ± 0.12	2.23	M _{Jup}
a_b	$0.0711^{+0.0018}_{-0.0019}$	0.0709	AU
$M_c \sin i$	$11.7^{+0.87}_{-0.83}$	11.64	M _{Jup}
a_c	$6.32^{+0.17}_{-0.18}$	6.31	AU

we use 100 walkers to sample the 18-parameter model. Two of these parameters define the mass of the host star M_* and the parallax of the system ϖ . Seven parameters define the orbits and mass of the outer companion: the true mass of companion m_c , the cosine of its orbital inclination $\cos I_c$, the orbital period P_c , the longitude of the ascending node Ω_c , the eccentricity e_c , and the argument of periastron ω_c (fitted as $\sqrt{e_c} \cos \omega_c$ and $\sqrt{e_c} \sin \omega_c$)⁴, and the epoch of periastron τ_c at a reference epoch ($t_{\text{ref}} = 2451544.5$ JD). τ is a dimensionless quantity ranging from 0 to 1, calculated relative to a

⁴ Note that ω_c is the argument of periastron of the *planet*, not the star. The argument of periastron of the planet is offset by π from that of the star.

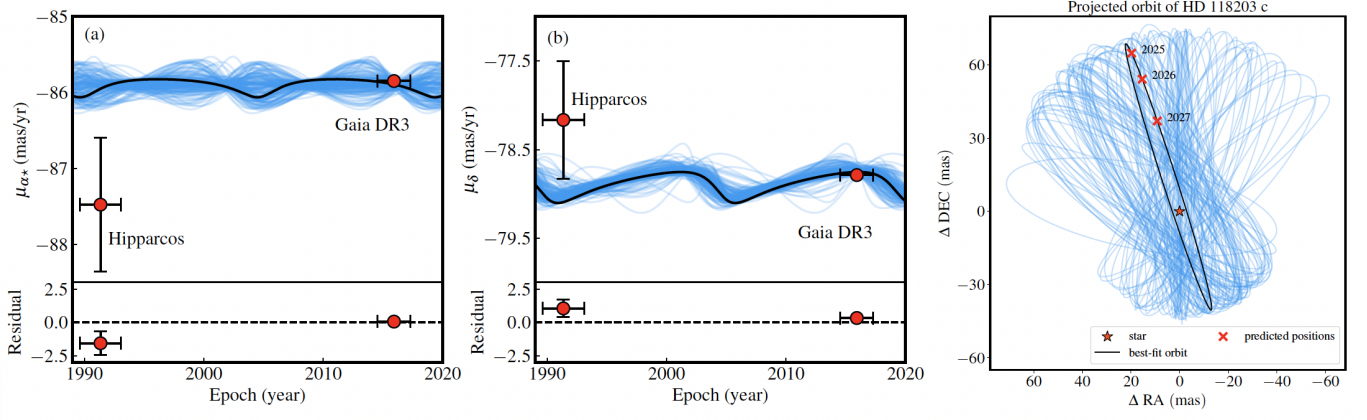


Figure 7. Three-dimensional orbit characterization of the outer giant planet around HD 118203 using RVs and *Hipparcos-Gaia* astrometric acceleration. (a) & (b): Observed and fitted Hipparcos and Gaia proper motion of HD118203 in right ascension and declination. (c): astrometric orbits of HD 118203 c projected on the sky plane from our model. In all of above panels, the thicker black lines represent the best-fit orbit in the MCMC chain while the other 100 blue lines represent random draws from the chain.

reference epoch t_{ref} , the time of periastron t_p and the planet orbital period P : $\tau = (t_p - t_{\text{ref}})/P$ (Blunt et al. 2020). Determining the bounds of τ is straightforward, even if the orbital period P is uncertain for planets with long orbital periods. Five parameters are for the orbit of the inner hot Jupiter HD 118203 b: RV semi-amplitude K_b , orbital period P_b , $\sqrt{e_b} \cos \omega_b$, $\sqrt{e_b} \sin \omega_b$ and mean longitude at a reference epoch τ_b . Given that the orbital period of HD 118203 b (6.13 days) is significantly shorter than the observation periods of both *Hipparcos* and *Gaia*, its astrometric signal would be canceled out. Therefore, we did not consider it in the astrometric model and set its inclination to be $I_b = 88^\circ.48$, which is well-determined by the transiting observations. Finally, we include four parameters to account for the RV zero points (γ_{ELODIE} , γ_{hires} , γ_{HRS} , γ_{harps}) and jitter terms (σ_{ELODIE} , σ_{hires} , σ_{HRS} , σ_{harps}) for each instrument. The final likelihood used in our MCMC is given by

$$\ln \mathcal{L} = -\frac{1}{2}(\chi_{\Delta\mu}^2 + \chi_{RV}^2), \quad (5)$$

with

$$\chi_{RV}^2 = \sum_j^{N_{\text{inst}}} \sum_i^{N_{RV}} \left[\frac{(\mathcal{M}[RV_i] - RV_i + RV_{\text{offset},j})^2}{\sigma_i^2 + \sigma_{\text{jit},j}^2} + \ln 2\pi(\sigma_i^2 + \sigma_{\text{jit},j}^2) \right], \quad (6)$$

$$\chi_{\Delta\mu}^2 = \sum_j^{G,H} \left[\left(\frac{\mathcal{M}[\Delta\mu_{j,\alpha}] - \Delta\mu_{j,\alpha}}{\sigma[\Delta\mu_{j,\alpha}]} \right)^2 + \left(\frac{\mathcal{M}[\Delta\mu_{j,\delta}] - \Delta\mu_{j,\delta}}{\sigma[\Delta\mu_{j,\delta}]} \right)^2 \right] \quad (7)$$

Equation 6 presents the chi-square of RV fitting χ_{RV}^2 , where $\mathcal{M}[RV_i]$, RV_i , and σ_i are the model, data, and uncertainties of the radial velocity at time i . $RV_{\text{zero},j}$ and $\sigma_{\text{jit},j}$ are the RV zero-points and jitter terms for the instrument j . The RV model is given by the third component of Eq. 4 in Xuan & Wyatt (2020). Specifically, we consider a two-planet model to fit RV data.

Equation 7 calculates the chi-square of astrometric fitting $\chi_{\Delta\mu}^2$ by aggregating data across *Hipparcos* and *Gaia* epochs in the Right Ascension (RA, α) and Declination (DEC, δ) dimensions. $\Delta\mu$ and $\sigma[\Delta\mu]$ are the astrometric accelerations and uncertainties listed in Table 2. $\mathcal{M}[\Delta\mu]$ is the astrometric model that depends on the orbital elements of the outer companion, including I_c , M_c , Ω_c (for details, see Xuan & Wyatt 2020). We neglect HD 118203 b and only consider the outer companion in the astrometric model. We also take into account two important systematic corrections in the astrometric model. First, *Hipparcos* and *Gaia* do not provide truly instantaneous proper motions, but averaged values over multiple measurements during the Hipparcos ($\delta_H = 1227$ days) and Gaia DR3 ($\delta_{\text{GDR3}} = 1002$ days) observation windows. Consequently, the astrometric acceleration from a companion whose orbital periods are comparable to or shorter than the time spans of 1227 days or 1002 days will experience a smearing effect throughout the observation period. Furthermore, even targets with longer periods will suffer some amount of smearing. To account for the smearing effect, we compute the tangential velocities at every individual observation time. The *Hipparcos* observation times can be found from the Hipparcos Epoch Photometry Annex (van Leeuwen et al. 1997) and the *Gaia* DR3 observation times can be downloaded in *Gaia* Observation

Table 6. MCMC Posteriors for combined fitting of RV and Hipparcos-Gaia astrometric acceleration¹

Parameter (Unit)	Median $\pm 1\sigma$	Prior
Fitted parameters		
HD 118203 b		
RV semi-amplitude of HD118203 b K_b (m s^{-1})	218.0 ± 2.2	$\mathcal{N}(217.7, 5)$
Orbital periods P_b (days)	6.13499 ± 0.000025	$\mathcal{N}(6.13, 0.1)$
Eccentricity term $\sqrt{e_b} \sin \omega_b$	0.48 ± 0.01	no prior
Eccentricity term $\sqrt{e_b} \cos \omega_b$	-0.23 ± 0.02	no prior
Epoch of periastron at 2451544.5 JD, τ_b	0.51 ± 0.01	no prior
HD 118203 c		
Planet mass m_c (M_J)	$11.9^{+0.69}_{-0.63}$	no prior
Orbital periods P_c (days)	5103^{+76}_{-77}	no prior
Cosine term of inclination $\cos I_c$	$-0.06^{+0.24}_{-0.20}$	no prior
Longitude of ascending node Ω_c^2 (deg)	10^{+43}_{-55}	no prior
Eccentricity term $\sqrt{e_c} \sin \omega_c$	$-0.04^{+0.04}_{-0.03}$	no prior
Eccentricity term $\sqrt{e_c} \cos \omega_c$	0.51 ± 0.03	no prior
Epoch of periastron at 2451544.5 JD, τ_c	0.19 ± 0.02	no prior
Others		
Host-star mass M_* (M_\odot)	1.27 ± 0.05	$\mathcal{N}(1.27, 0.09)$
Parallax ϖ (mas)	10.86 ± 0.02	$\mathcal{N}(\varpi_{\text{DR3}}, \sigma[\varpi_{\text{DR3}}])^3$
RV zero point $\gamma_{\text{ELODIE}}(\text{m s}^{-1})$	29620 ± 4	no prior
RV zero point $\gamma_{\text{HIRES}}(\text{m s}^{-1})$	-98.51 ± 4	no prior
RV zero point $\gamma_{\text{HARPS}}(\text{m s}^{-1})$	$29180^{+3.6}_{-3.5}$	no prior
RV zero point $\gamma_{\text{HRS}}(\text{m s}^{-1})$	$25.61^{+7.7}_{-7.9}$	no prior
RV jitter term $\sigma_{\text{ELODIE}}(\text{m s}^{-1})$	$14.8^{+2.2}_{-1.9}$	$\mathcal{U}(0, 25)$
RV jitter term $\sigma_{\text{HIRES}}(\text{m s}^{-1})$	$6.5^{+1.8}_{-1.3}$	$\mathcal{U}(0, 25)$
RV jitter term $\sigma_{\text{HARPS}}(\text{m s}^{-1})$	$11.5^{+2.0}_{-1.6}$	$\mathcal{U}(0, 25)$
RV jitter term $\sigma_{\text{HRS}}(\text{m s}^{-1})$	$13.4^{+2.7}_{-2.5}$	$\mathcal{U}(0, 25)$
Derived parameters		
Inclination I_c (deg)	$93.7^{+11.9}_{-13.8}$	no prior
Semi-major axis a_c (AU)	5.36 ± 0.09	no prior
Eccentricity e_c	$0.26^{+0.03}_{-0.02}$	$\mathcal{U}(0, 0.99)$
Argument of periastron ω_c (deg)	175 ± 4	no prior
Time of periastron $T_{p,c}$ (JD)	2452527^{+73}_{-76}	no prior

NOTE— 1. The χ^2 of RVs is 148 for 151 measurements. 2. The distribution of Ω_c is centered around 0° , which breaks down into two halves. We shifted values of Ω_c greater than π by -2π to combine the distribution. 3. ϖ_{DR3} and $\sigma[\varpi_{\text{DR3}}]$ present the parallax and parallax uncertainty of HD 118203 from Gaia DR3 observations. 4. The HIRES, HRS RVs are median-subtracted, whereas the ELODIE and HARPS RVs are not.

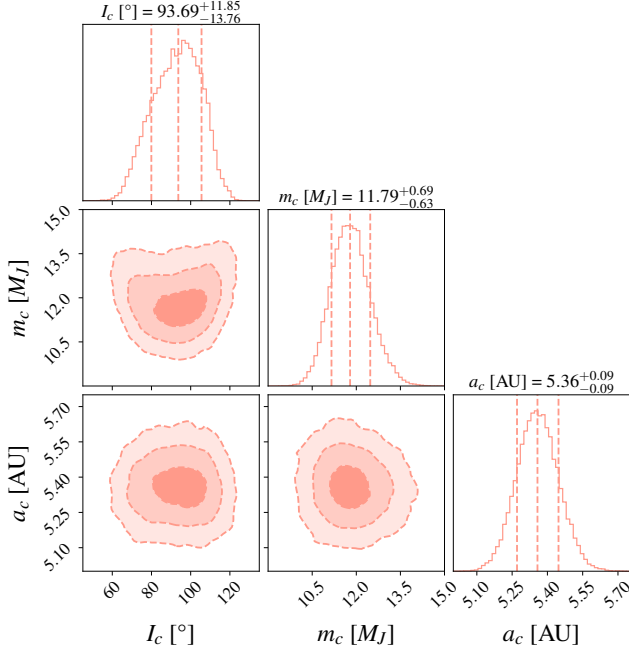


Figure 8. The joint posterior distributions for orbital inclination I_c , mass m_c , and orbital period P_c of HD 118203 c from combined fitting of RV and Hipparcos-Gaia astrometric acceleration. Moving outward, the dashed lines on the corner plots correspond to 1σ , 2σ and 3σ contours. The orange dashed lines in the 1D distribution denote mean values with 1σ interval.

Forecast Tool⁵ within the *Gaia* DR3 and *Hipparcos* observing periods, and then average over them to mimic the smearing effect. Second, the star was in different orbital phases during the *Hipparcos* and *Gaia* epochs, and the star’s orbital motion contributed to the long-term mean motion vector μ_{HG} . To account for this effect, we modeled the orbital positions of the star at each observation time of *Hipparcos* and *Gaia* DR3 and averaged these positions to obtain the mean orbital positions at the two epochs.

Our PT-MCMC analysis used 100 walkers and stabilized in the mean and root mean square (rms) of the posteriors of each of the model parameters after 1×10^5 steps. We saved every 100th step of our chains and discarded the first 75% of the chain as the burn-in portion. Figure 7 shows the astrometric models and data. Table 6 presents the posterior distributions of our fitted parameters, as well as some derived parameters.

Figure 9 presents the joint posterior distributions for the orbital inclination, mass and orbital period of HD 118203 c (see Appendix A.4 for additional parameters). Our results show that HD 118203 c is a giant planet

with a mass of $m_c = 11.9^{+0.69}_{-0.63}$ M_J semi-major axis of $a_c = 5.36^{+0.09}_{-0.10}$ AU and eccentricity $e_c = 0.26^{+0.03}_{-0.02}$. We obtained the orbital inclination of the outer giant planet as $I_c = 93.7^{+11.9}_{-13.8}$, suggesting that HD 118203 c orbits the star in an almost edge-on orbit. Our results are consistent with the values reported from Maciejewski et al. (2024) within 1σ .

5.4. Constraints on the planet-planet mutual inclination and stellar obliquity for HD 118203 c

Figure 9 a&b depict the fundamental orbital geometry illustrating the mutual inclination between two planets, defined as the angle between the their orbital axes. In the diagrams, the z-axis corresponds to the line of sight, and is perpendicular to the x-y sky plane. The orientation of a planet’s orbit is determined by two parameters: the orbital inclination I , which represents the angle between a planet’s orbital axis and the line of sight (z-axis), and the longitude of ascending node Ω defined as the angle of the line of nodes from a reference direction (celestial north). In principle, the mutual inclination between two planets can be calculated by measuring their inclination and longitude of ascending node (Fabrycky & Winn 2009):

$$\cos \Delta I_{12} = \cos I_1 \cos I_2 + \sin I_1 \sin I_2 \cos (\Omega_1 - \Omega_2) \quad (8)$$

where I_i and Ω_i is the inclination and longitude of ascending node for planet i . Typically, using transit and radial velocity data, we can infer the inclination of a transiting planet, but not its longitude of the ascending node. In such scenarios, the orbital axis of a transiting planet with an inclination close to 90° might be oriented in any direction within the sky plane. Similarly, for a non-transiting planet with an inclination away from 90° , its orbital axis could lie on the surface of a cone, which is either towards ($I_c < 90^\circ$) or away from ($I_c > 90^\circ$) the observer. Furthermore, when two orbits have an inclination sum equal to 180° , as seen in P_1 and P'_1 in Figure 9b, their orbital axes align along the same line but in opposite directions. This indicates that both orbits occupy the same plane but the orbit directions are opposite. This phenomenon is known as the retrograde-prograde degeneracy. This explains why we observe two peaks in the distribution of I_c , with their sum equal to 180° . Therefore, if we only have information about the orbital inclinations of two planets and the longitude of ascending nodes for one or both planets is unknown, we cannot determine the true mutual inclinations. Instead, we can only derive the mutual inclinations as projected along the line of sight.

Figure 10 a presents a comparison of the orbital inclinations of HD 118203 b, c and stellar inclination using

⁵ <https://gaia.esac.esa.int/gost/>

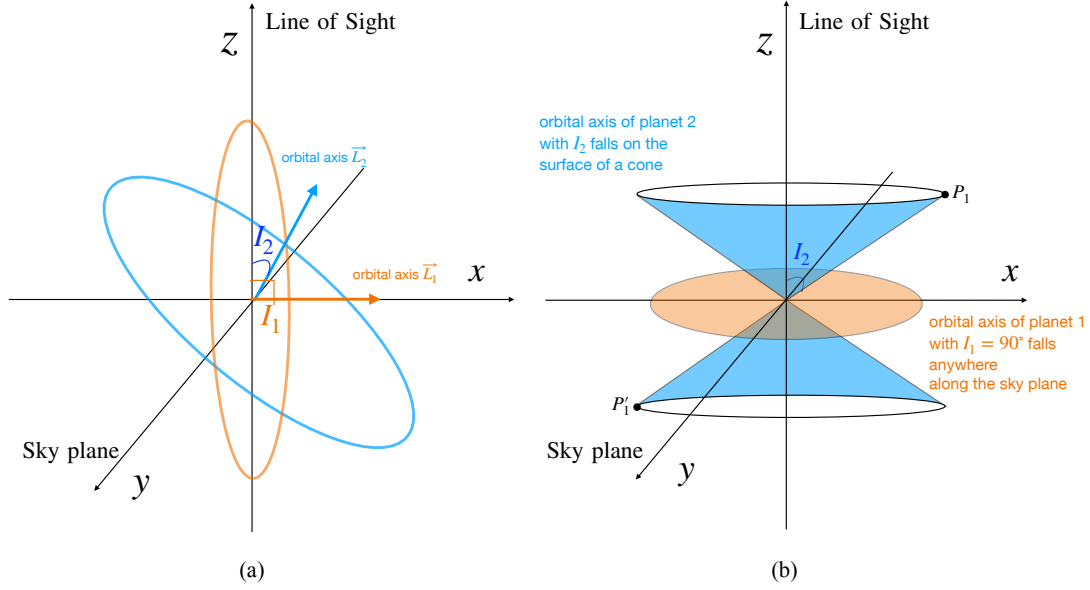


Figure 9. Panel a: sketch showing the orbital geometry for the mutual inclination between HD 118203 b&c. The observer is looking down from the z-axis. The x-y plane is the plane of the sky, and the star is centered on the origin. The orbital inclination of a planet is defined as the angle between the planet orbital axis and line of sight direction (z-axis). The mutual inclination is the angle between the orbital axes of the two planets. Panel b: For a transiting planet with orbital inclination $I = 90^\circ$ without knowing the longitude of ascending node, its orbital axis could fall anywhere along the sky plane (orange). For a planet with an orbital inclination $I \neq 90^\circ$ without knowing the longitude of ascending node, its orbital axis falls on the surface of a cone (blue) with a vertex angle equals to the orbital inclination (toward observer, $I < 90^\circ$) or $\pi -$ orbital inclination (away from observer, $I > 90^\circ$). The dots P_1 and P'_1 represent two orbits that exhibit pro-grade and retrograde degeneracy: they both lie within the same plane but orbit in opposite directions.

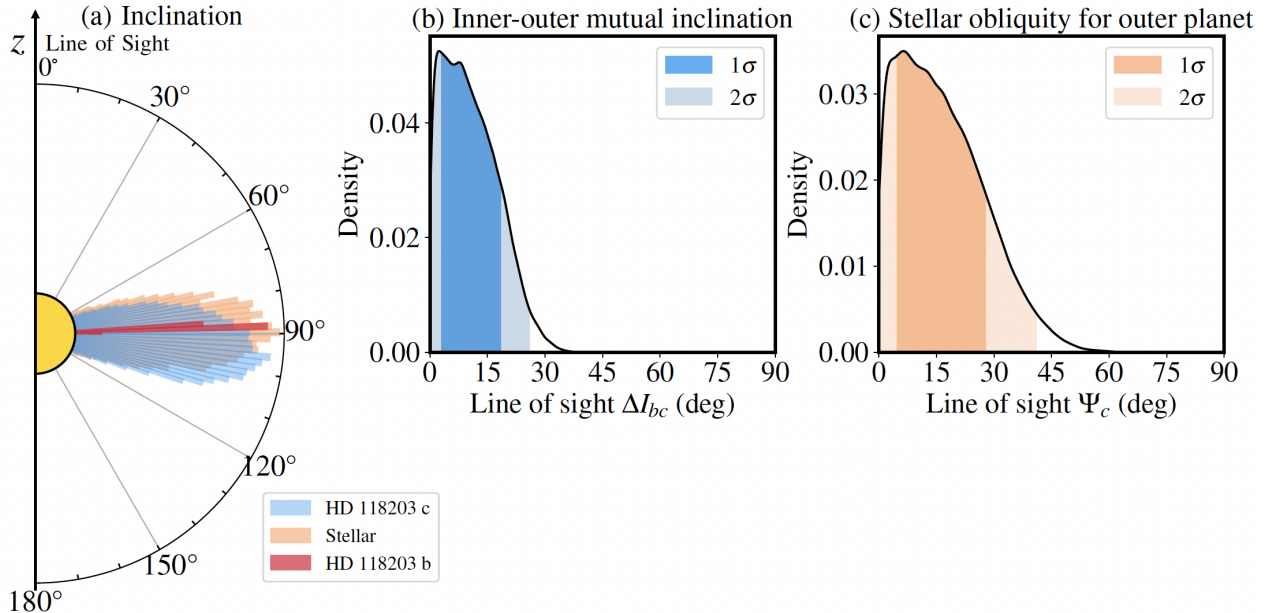


Figure 10. (a) Orbital inclination of HD 118203 c (I_c , blue), compared with that of HD 118203 b (I_b , red) and the line-of-sight stellar inclination (i_* , orange). The zero degree corresponds to the line of sight, same as z-axis in Figure 9. The stellar inclination ranges from 0° to 180° to accounts for scenarios where the stellar axis may point either toward ($< 90^\circ$) or away ($> 90^\circ$) from the observer. (b): Distribution of HD 118203 b&c mutual inclination projected in line of sight direction. (c): Distribution of HD 118203 c obliquity projected in line of sight direction.

polar coordinates. By calculating the absolute difference between I_b and I_c , we can obtain their mutual inclination in the line of sight direction, as shown in Figure 10 b. The resulting distribution is compressed towards zero, yielding a line of sight ΔI_{bc} as $9^\circ.8^{+8.6}_{-6.7}$ at 1σ and $9^\circ.8^{+16.2}_{-9.3}$ at 2σ . The peak of this distribution, where the probability is highest, is at 1.5° . The measurement is consistent with the scenario of a low mutual inclination between HD 118203 b and c. Similarly, we can also constrain the stellar obliquity of HD 118203 c in line of sight by calculating the absolute difference between stellar inclination and I_c . Figure 10 c illustrates that the line of sight Ψ_c is $14^\circ.7^{+13.3}_{-10.2}$ at the 1σ confidence level and $14^\circ.7^{+26.4}_{-13.9}$ at the 2σ level. The most probable value is $4^\circ.5$. Our findings indicate that HD 118203 c is aligned with the host star at the 2σ level. Therefore, the outer planet inclination is similar to that of both the star and the hot Jupiter. While the line of sight measurements of ΔI_{bc} and Ψ_c only provide minimum values because the angles in the sky plane are not determined, the similar inclinations observed suggest a strong possibility of alignment across the entire system. For instance, if the $\cos i$ values for the inclinations of planets b and c and the stellar inclination were to be randomly selected from a uniform distribution between -1 and 1, the likelihood that all of these bodies would have inclinations within the range of 70° to 110° is merely 3.4%.

In summary, our analysis reveals that the inner hot Jupiter, HD 118203 b, is nearly aligned with the host star's spin axis. Our measurements are also consistent with the outer giant planet, HD 118203 c, exhibiting a low mutual inclination relative to both planet b and the host star spin axis.

6. FORMATION SCENARIOS FOR HD 118203 b

6.1. Disk-driven migration

The disk-driven migration scenario (e.g., Lin et al. 1996; Ida & Lin 2008) cannot explain the moderate eccentricity of HD 118203 b ($e_b = 0.3136 \pm 0.0075$), because disk-driven migration would keep the planet's eccentricity low while shrinking its semi-major axis. Duffell & Chiang (2015) finds that the eccentricity excitation through planet-disk interaction is limited to small values ($e < 0.1$) as the planet tends to undergo collisions with the gap edge that dampen its eccentricity.

While the outer giant planet could potentially increase the eccentricity of the hot Jupiter following disk-driven migration, the hot Jupiter would experience apsidal precession due to general relativity and tidal forces at its close-in orbit. This precession could counteract the gravitational perturbations induced by the outer giant

planet. Fabrycky (2010) present an approximate criterion for the precession caused by the outer planet to overcome the general-relativistic precession utilizing the masses and orbital periods of both the inner and outer planets:

$$\left(\frac{m_{out}}{M_J}\right) \left(\frac{37 \text{ day}}{P_{out}}\right)^2 \geq \left(\frac{M_\odot}{M_*}\right)^{5/3} \left(\frac{3 \text{ day}}{P_{in}}\right)^{8/3} \quad (9)$$

With a mass of $\sim 9.2 M_J$ and an orbital period of ~ 5389 days, HD 118203 c does not meet the threshold required to excite the eccentricity of HD 118203 b in its current close-in orbit.

6.2. Traditional high-eccentricity tidal migration vs. Coplanar high-eccentricity tidal migration

The hierarchical star-planet-planet configuration in HD 118203 system fits the high-eccentricity tidal migration scenario for explaining the origin of the hot Jupiter. Tidal migration involves two steps: first, diminishing the orbital angular momentum of the proto-hot Jupiter by exciting it into a highly eccentric orbit, and second, tidally dissipating the orbital energy of the planet through the interaction with the host star. We will examine how our study of HD 118203 system sheds light on each of these steps below.

6.2.1. Eccentricity excitation

In the first step, gravitational interactions with a third body extract orbital angular momentum from the proto-hot Jupiter and trigger the excitation of its orbital eccentricity, although the specific mechanism responsible for this process is still unknown.

Secular perturbation is a plausible mechanism in which a proto-hot Jupiter swaps angular momentum with a third object gradually, on timescales much longer than the orbital periods. Unlike short-term perturbations causing noticeable changes in an orbit, secular perturbations manifest over a timescale of many orbits, often affecting the orbit's shape and orientation gradually and cumulatively. Von-Zeipel-Kozai-Lidov cycles (von Zeipel 1910; Kozai 1962; Lidov 1962) is a specific type of secular perturbation that can occur in hierarchical triple systems. Traditionally, the von Zeipel-Kozai-Lidov mechanism describes the evolution of the inner orbit under secular perturbation from a circular outer orbit, which can be analyzed using a perturbing function truncated to quadrupole order in the semi-major axis ratio (a_1/a_2). This approximation provides a well-defined analytical solution for the periodic exchange between the orbital eccentricity and inclination of the inner orbit. For von-Zeipel-Kozai-Lidov cycles to occur, there must be an initial misalignment of at least 40° between the two objects.

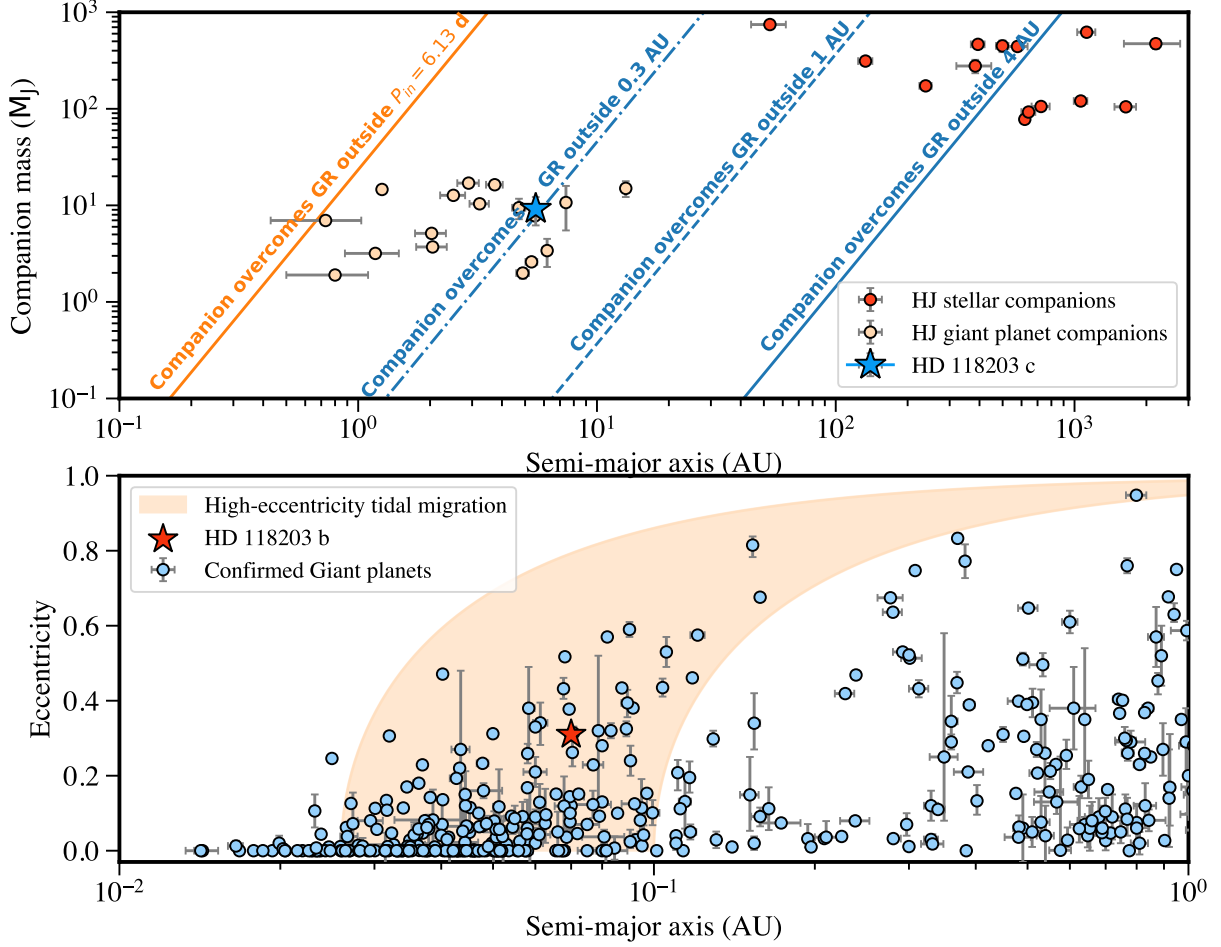


Figure 11. Top: Mass versus semi-major axis of detected companions to hot Jupiters. Red circles are stellar companions from Ngo et al. (2016), and orange circles are giant planet companions from Knutson et al. (2014); Bryan et al. (2016); Rosenthal et al. (2021). The orange line represents the limit for a companion to overcoming GR precession at a close-in orbit of 6.13 days. The blue lines represent the limit for a companion overcoming GR precession at 0.3 AU, 1 AU and 4 AU, respectively. Bottom: Eccentricity versus semi-major axis of confirmed planets with mass larger than $0.8 M_J$ within 1 AU, based on data from the NASA Exoplanet Archive as of June 2024. The orange region indicates the trajectory associated with high-eccentricity tidal migration, where tidal dissipation within the planet reduces its orbital energy while keeping constant angular momentum. The final semi-major axis range is set between 0.02 and 0.1 AU, representing the upper and lower limits.

However, our findings that the outer planet has an eccentricity of $e_c = 0.32$, imply that we need to take into account the effects of the non-circular outer orbit. Naoz et al. (2011) explored a more generalized mechanism in which the outer orbit can be eccentric, called the eccentric Kozai-Lidov (EKL) mechanism. They found that considering an eccentric outer orbit requires an expansion of the perturbing function to octupole order, which is proportional to $(a_1/a_2)^3$. In the octupole level of approximation, EKL mechanism can drive the eccentricity of the inner orbit to extremely high levels, and can even induce a complete reversal in the orientation of the inner orbit, flipping it from prograde to retrograde. The EKL mechanism is also applicable across a broader range of parameters, including scenarios with low initial mutual

inclinations between the two objects. Li et al. (2014) demonstrated that when the two planets have eccentric orbits, the inner planet's eccentricity can grow to large values even when the orbits are initially close to being coplanar. Petrovich (2015) investigated the consequence of this eccentricity excitation in the context of tides and found that subsequent high-eccentricity migration kept the two planets nearly coplanar. According to their study, hot Jupiters formed via this coplanar high-eccentricity migration (CHEM) are likely to have distant ($a \gtrsim 5$ AU) and massive (three times more massive than the hot Jupiter) companions with relatively low mutual inclinations ($\leq 20^\circ$) and moderate eccentricities (0.2-0.5). Our measurements for HD 118203 c, with properties of $a_c = 5.54^{+0.14}_{-0.19}$ AU, $m_c = 9.2^{+4.8}_{-2.7} M_J$,

and $e_c = 0.32^{+0.15}_{-0.14}$, align well with these predictions. Furthermore, our analysis indicates that $\approx 90\%$ values from the posterior distribution of the line-of-sight ΔI_{bc} are below 30° , consistent with the outer giant planet having a low mutual inclination relative to the inner hot Jupiter.

In reality, there are additional effects beyond secular perturbations from the outer companion that can influence the evolution of inner orbit. For example, general relativity (GR) effect from the host star could induce apsidal precession of the inner orbit to the opposite direction than that induced by the outer giant planet. If GR precession takes place at a faster rate, either quadrupole-level von Zeipel-Kozai-Lidov cycles or octupole-level EKL would be suppressed. Therefore, we need to compare the apsidal precession rate induced by GR effect and the precession rate induced by the outer giant planet. Here, we used the well-determined analytic solution for the quadrupole-level von Zeipel-Kozai-Lidov cycles (Naoz et al. 2013) to provide a rough estimate of the relevant time-scales.

$$\tau_{\text{quad}} = P_b \frac{m_b + M_\star}{m_c} \left(\frac{a_c}{a_b}\right)^3 (1 - e_c)^{3/2} \quad (10)$$

In the other hand, the precession rate due to GR is given by Fabrycky & Tremaine (2007),

$$\tau_{\text{GR}} = \frac{a_b c^2 (1 - e_b^2)}{3G(M_\star + m_b)} P_b \quad (11)$$

where c is the speed of light, and G is the gravitational constant. In the top panel of Figure 11, HD 118203 c is located to the right of the orange line, indicating the general relativistic (GR) precession at the current close-in orbit of HD 118203 b is significantly faster than the precession induced by the distant secular perturber. Therefore, the hot Jupiter has decoupled from the outer perturber as tides shrank its semi-major axis to current close-in orbit. However, the companions to the left of blue lines are massive and nearby enough to counter the GR effect at the initial orbital distances of the proto-hot Jupiters. The exact boundary depends on the initial orbital distances of the proto-hot Jupiter. Our results suggest that HD 118203 c is able of triggering the high-eccentricity migration as long as the proto-hot Jupiter starts from a position beyond 0.3 AU.

Planet-planet scattering is another mechanism to create high eccentricity. In systems where multiple giant planets are tightly packed, their gravitational interactions can destabilize their orbits, causing them to cross paths and have close encounters (Chatterjee et al. 2008). These encounters can lead to a range of outcomes, including the ejection of one or more planets from the

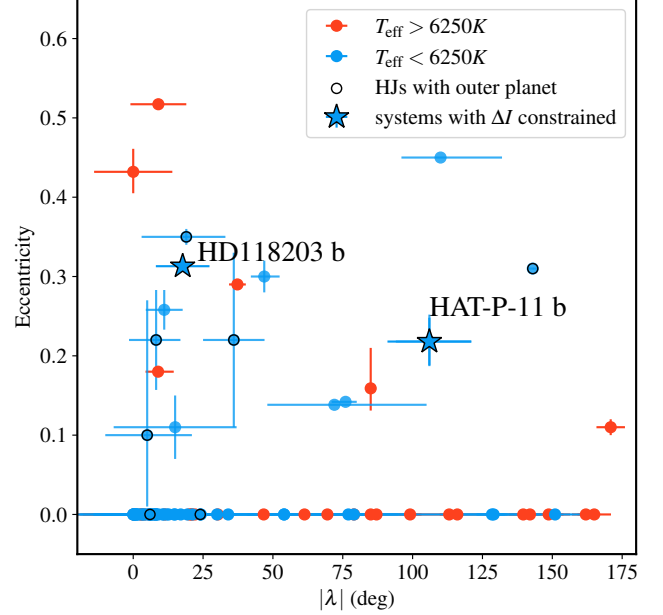


Figure 12. Eccentricity vs. stellar obliquity of HD 118203 b in comparison to other hot Jupiters ($P < 10$ days) from Rice et al. (2022). HD 118203 b is one of few systems where the mutual inclinations between the hot Jupiters and outer planets have been directly measured. The colors denote the effective temperature of the host star.

system, collisions between planets or with the central star, and significant alterations in the eccentricity and inclination of planetary orbits. The last scenario could produce planets with highly eccentric orbits that can subsequently undergo tidal orbital circularization. Numerical simulations have found that planet-planet scattering would also alter the orientation of planet orbits and increase their orbital inclination (Chatterjee et al. 2011; Li 2021). Possibly, the HD 118203 system initially contained more than two giant planets. A series of close encounters among these planets may have led to the ejection of at least one planet, and the eccentricity excitation of HD 118203 b followed by tidal migration. However, it is highly unlikely that HD 118203 b reached its close-in orbit solely through planet-planet scattering, as the system’s total orbital energy is conserved. For instance, a Jupiter-mass planet would need to eject 100 other planets of similar mass to shrink its semi-major axis by a factor of 100 (Dawson & Johnson 2018).

6.2.2. Tidal dissipation and realignment

Once the proto-hot Jupiter’s orbit becomes sufficiently eccentric, tidal dissipation in the planet initiates its inward migration. Specifically, during each close approach to the host star, tides raised on the planet by the star convert a small fraction of the planet’s orbital energy into heat, resulting in the gradual shrinking and circu-

larization of the planet’s orbit. During the tidal dissipation process, the planet’s angular momentum remains constant. Therefore, we can reverse the trajectory of the hot Jupiter’s semi-major axis $a(t)$ and eccentricity $e(t)$ over time as $a_{\text{final}} = a(t)[1 - e(t)^2] = \text{constant}$, where a_{final} is the final semi-major axis of the hot Jupiter when it’s fully circularized (Dawson et al. 2014). The bottom panel of Figure 11 shows that HD 118203 b may have experienced high-eccentricity tidal migration along constant angular momentum tracks. Given its current semi-major axis of $a = 0.07$ AU and eccentricity of $e = 0.32$, assuming an initial eccentricity of 0.99 would imply an upper limit for the initial semi-major axis of 3.2 AU. In Section 6.2.1, we have shown that the initial semi-major axis needs to exceed 0.3 AU for the outer companion to overcome GR effects. Therefore, the initial position of the proto-hot Jupiter could range from 0.3 to 3.2 AU.

Upon reaching its close-in orbit, the hot Jupiter might have been misaligned relative to the host star due to tilting throughout the tidal migration. However, previous studies have found that hot Jupiters orbiting cool stars with temperatures below the Kraft break (6250 K, Kraft 1967) tend to be aligned with their host stars, while hot stars show a range of obliquities. To interpret this, Winn et al. (2010a) proposed that cool stars realign with the hot Jupiters’ orbits due to tidal dissipation in their convective zones while hot stars cannot realign because of their thinner convective zones. Lai (2012) suggested that in the presence of a convective envelope, the dissipation of inertial waves would cause efficient spinorbit alignment for cool star systems. Recently, Zanazzi et al. (2024) suggested that the gravity mode pulsations in the radiative interior of cool stars can lock the hot Jupiters’ orbits and efficiently damp the system’s obliquity. Our analysis reveals that HD 118203 b has a low stellar obliquity of $< 33^\circ.5$ (95%), indicating the hot Jupiter orbits its host star in a nearly aligned orbit. This alignment is consistent with the above trend as HD 118203 is a cool star ($T_{\text{eff}} = 5742_{-95}^{+93}$ K). The stellar evolutionary models for HD 118203 show that it is at the sub-giant evolutionary stage and its effective temperature has remained below the Kraft Break (6250K) throughout its entire life (see Appendix A.5). It is possible that the orbit of HD 118203 b has undergone realignment process. As a sub-giant system, our result is also consistent with those of Saunders et al. (in prep), who report on the aligned orbits of three hot Jupiters orbiting sub-giant stars and suggest an increased efficiency in obliquity damping after a star leaves the main sequence.

On the other hand, the orbital eccentricity of HD 118203 b is currently 0.32. This suggests that if obliquity damping did occur, it was faster than eccentric-

ity damping. Based on the analytical model from Lai (2012), the timescale of obliquity damping depends on tidal quality factor of the star Q_* , which ranges over multiple orders of magnitude for sub-giants. With an age of 4.73 Gyr determined by our isochrone model in Section 3, we assume an upper limit for the timescale of obliquity damping ($\tau_\lambda < 4.73$ Gyr) and constrain the tidal quality factor of the star $Q_* < 2.5 \times 10^5$. On the other hand, we constrain a lower limit for the timescale of eccentricity damping ($\tau_e > 4.73$ Gyr). If we only consider the eccentricity damping driven by tidal dissipation within the planet, the timescale τ_e could be derived with the planet’s effective tidal quality factor Q_p , planet’s love number k_2 , star mass M_* and the orbital parameters of the hot Jupiter (Murray & Dermott 1999; Rice et al. 2022). If we adopted a $k_2 = 0.565$ and used the known stellar and planetary parameters, we can obtain a constraint on the planet’s tidal quality factor $Q_p > 1.1 \times 10^5$.

Alternatively, the coplanar high-eccentricity migration provides a plausible explanation for the aligned yet eccentric orbits of HD 118203 b. A hot Jupiter undergoing coplanar high-eccentricity migration would maintain a low stellar obliquity throughout the entire process. Recent observations of warm Jupiters that have high eccentricities and aligned orbits support this scenario (Espinoza-Retamal et al. 2023; Hu et al. 2024, Rubenzahl et al, in prep)

6.3. Comparison to other systems

Figure 12 compares the dynamical architecture of HD 118203 b to other exoplanet systems with hot Jupiters ($P < 10$ days). We can see that HD 118203 b exhibits an eccentric but aligned orbit, a trait shared by many other hot Jupiters. This raises an intriguing question: Why are the orbits of these planets aligned with their host star yet not fully circularized? One possibility is that they experience obliquity damping more rapidly than eccentricity damping. Alternatively, these planets might have a low stellar obliquity upon reaching their current close-in orbits, potentially resulting from a formation pathway such as coplanar high-eccentricity migration. Future Gaia Data Release 4 is expected to offer high-precision epoch astrometry, which will improve our ability to constrain the mutual inclination between hot Jupiters and their distant giant companions and thereby investigate their formation.

Figure 12 reveals that most hot Jupiters with eccentricity, either with low or large obliquity, usually orbit around cool stars. The lack of eccentric hot Jupiters around hot stars could be a result of detection bias because hot stars typically rotate rapidly, making it chal-

lenging to obtain reliable RVs. However, if the trend is true, that might suggest that the hot stars would facilitate the circularization of the hot Jupiter orbits.

Although dozens of hot Jupiters have been discovered with outer giant planets, direct measurements of mutual inclination between these planets are still scarce. Here, we compare HD 118203 with similar systems that have been characterized in three dimensions.

- **HAT-P 11 b** is a transiting planet with a mass of $0.09 M_J$ and an orbital period of 4.88 days. While HAT-P 11 b doesn't strictly fall into the category of hot Jupiters with a mass below $0.1 M_J$, its characteristics suggest it likely resulted from high-eccentricity migration and serves as a good comparison to HD 118203. Unlike the aligned orbit of HD 118203 b, HAT-P-11 b has a large sky-projected stellar obliquity ($\sim 100^\circ$, Winn et al. 2010b; Hirano et al. 2011) although its host star has an effective temperature below Kraft break. Yee et al. (2018) discovered a outer giant planet at $\sim 4AU$ and with a eccentricity of 0.6. Xuan & Wyatt (2020) combined RVs and Hipparcos-Gaia astrometric acceleration to determine the mutual inclination between HAT-P-11 b and the outer giant planet to be at least 50° . This is consistent with previous studies that the nodal precession driven by an inclined outer companions could cause the spin-orbit misalignment of inner planets (Huber et al. 2013; Pu & Lai 2019; Zhang et al. 2021). The N-body simulation shows that HAT-P-11 b has undergone nodal precession driven by the outer giant planet HAT-P-11 c, which surpassed the tidal realignment forces exerted by the star (Yee et al. 2018; Xuan & Wyatt 2020). To interpret the difference between HD 118203 with HAT-P 11, we have estimated the nodal precession rate of HD 118203 b driven by HD 118203 c using the analytical model from Lai et al. (2018). It shows that HD 118203 c is not massive or nearby enough to overcome the tidal realignment forces exerted by the star, potentially explaining why we see HD 118203 b aligns with the host star, but HAT-P-11 b does not.
- **Kepler-419 b** is eccentric warm Jupiter with a mass of $2.5 M_J$ and eccentricity of 0.83 at 0.37 AU. Dawson et al. (2014) used RVs and TTV observations to discover a non-transiting Kepler-419 c at 1.68 AU with a mass of $7.3 M_J$. They also constrained that mutual inclination between the two planets as low as $\sim 9^\circ$ from TTV observations.

The system serves as an example of undergoing co-planar high eccentricity migration.

- **WASP-148 b** is a hot Jupiter with a nearby warm Jupiter companion (Hébrard et al. 2020). The TTV observation show that the mutual inclination between the two planets to be below 35° .

7. CONCLUSIONS

We measured the true stellar obliquity of a hot Jupiter HD 118203 b and presented the discovery of a long-period giant planet HD 118203 c in the same system. HD118203 is the first system for which the true obliquity of the host star relative to the hot Jupiter, and the mutual inclination between the hot Jupiter and an outer giant planet, have both been determined. Our main conclusions are as follows:

- HD 118203 is a sub-giant ($M_* = 1.27^{+0.028}_{-0.032} M_\odot$, $R_* = 2.04 \pm 0.03 R_\odot$, $T_{\text{eff}} = 5742^{+93}_{-95} K$) hosting a hot Jupiter HD 118203 b with a moderate eccentricity ($P_b = 6.135$ days, $e_b = 0.31 \pm 0.007$, $m_b = 2.14 \pm 0.12 M_J$, $r_b = 1.14 \pm 0.029 R_J$). We detected stellar oscillations using KPF RVs and measured the frequency at maximum power to be $\mu_{\text{max}} = 967.2^{+51.7}_{-46.5} \mu\text{Hz}$, which confirms that HD 118203 is a sub-giant.
- We measured the sky-projected stellar obliquity of HD 118203 b to be $\lambda_b = -11.7^{+7.6}_{-10}$ deg through RM observations using KPF. We measured the stellar rotational period as 23 ± 4 days using TESS light curves and constrained the stellar inclination to be $i_* = 89^\circ.9^{+13.7}_{-13.8}$. We obtained the true stellar obliquity of HD 118203 b as $\Psi_b < 33^\circ.5$ (2σ). Our results reveal that HD 118203 is nearly aligned with the stellar spin axis.
- HD 118203 c is a long-period giant planet ($m_c = 11.9^{+0.69}_{-0.63} M_J$, $a_c = 5.36^{+0.09}_{-0.10}$ AU, $e_c = 0.26^{+0.03}_{-0.02}$) with moderate eccentricity outside the hot Jupiter. We constrained the orbital inclination of HD 118203 c ($I_c = 93^\circ.7^{+11.9}_{-13.8}$) by combining RV and Hipparcos-Gaia astrometric accelerations. The line-of-sight mutual inclination between HD 118203 b & c is $9^\circ.8^{+8.6}_{-6.7}$ at 1σ and $9^\circ.8^{+16.2}_{-9.3}$ at 2σ confidence level. The line-of-sight stellar obliquity for HD 118203 c is $14^\circ.7^{+13.3}_{-10.2}$ at the 1σ confidence level and $14^\circ.7^{+26.4}_{-13.9}$ at the 2σ level confidence level. Our measurements demonstrate that the orbit of HD 118203 c is most likely aligned with both the host star spin axis and the orbit of the inner hot Jupiter.

- The architecture of the HD 118203 system (star, hot Jupiter, distant giant planet) is compatible with the high-eccentricity tidal migration scenario as a possible explanation for the origin of the hot Jupiter. The observed low mutual inclination between HD 118203 b and c, along with the moderate eccentricity of HD 118203 c, suggests that the system underwent eccentric Kozai-Lidov cycles (EKL) or another coplanar high eccentricity migration scenario.
- The low stellar obliquity of HD 118203 b indicates that either the obliquity has always been low, for example through co-planar high-eccentricity migration, or that tidal dissipation in the host star has realigned the stellar spin and hot Jupiter’s orbit. If tidal obliquity damping did occur, the moderate eccentricity of HD 118203 b suggests that obliquity damping was more rapid than eccentricity damping.
- Based on the constant angular momentum evolution during high-eccentricity migration and the requirement of companion secular perturbation to counteract general relativity effects from the host star, we constrain the initial position of the proto-hot Jupiter to be between 0.3 and 3.2 AU.

Research & Development Fund Program. This research has made use of the NASA Exoplanet Archive and ExoFOP, which are operated by the California Institute of Technology, under contract with the National Aeronautics and Space Administration under the Exoplanet Exploration Program.

Facilities: Keck(HIRES), Keck(KPF), ELODIE, TESS, Gaia, Hipparcos

Software: `allesfitter` (Günther & Daylan 2019, 2021) `RadVel` (Fulton et al. 2018) `TESS-SIP` (Hedges et al. 2020)

ACKNOWLEDGMENTS

The authors wish to recognize and acknowledge the very significant cultural role and reverence that the summit of Mauna Kea has always had within the indigenous Hawaiian community. We are most fortunate to have the opportunity to conduct observations from this mountain.

J.Z. would like to thank Maximilian N. Günther for helpful suggestion and advice regarding the use of package `allesfitter`. J.Z. and D.H. acknowledge support from the Alfred P. Sloan Foundation, the National Aeronautics and Space Administration (80NSSC22K0303). D.H. also acknowledges support from the Alfred P. Sloan Foundation, and the Australian Research Council (FT200100871). J.Z. and L.M.W. acknowledge support from NASA-Keck Key Strategic Mission Support Grant No. 80NSSC19K1475. L.M.W. also acknowledges support from the NASA Exoplanet Research Program through grant 80NSSC23K0269. This research was carried out, in part, at the Jet Propulsion Laboratory and the California Institute of Technology under a contract with the National Aeronautics and Space Administration and funded through the President’s and Director’s

APPENDIX

A. SUPPLEMENTARY FIGURES

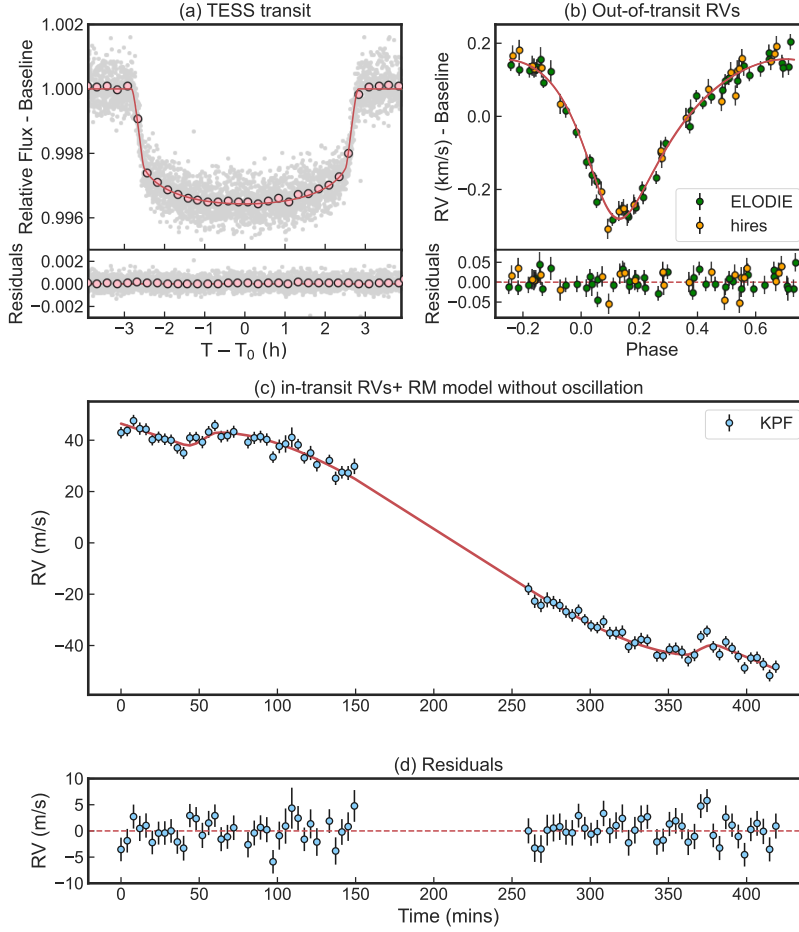


Figure A.1. The Rossiter-McLaughlin (RM) model for HD 118203 b without GP for oscillation, integrating a global fitting of photometric data, non-transit radial velocity (RV) measurements, and RM data during transit. Panel a: TESS SPOC light curves phase-folded to the best-fit orbital period of HD 118203 b. The pink points present the TESS data binned every 15 minutes, and the red line shows the best-fit transit model. Panel b: The out-of-transit RVs from ELODIE (green) and HIRES (orange) phase-folded to the best-fit orbital period of HD 118203 b. The red line depicts the best-fit RV model. Panel c: the in-transit RVs from KPF (blue) and best-fit RM model (red). Panel d: The residuals of the fitting. The residuals show periodic patterns that could come from the oscillation of the star.


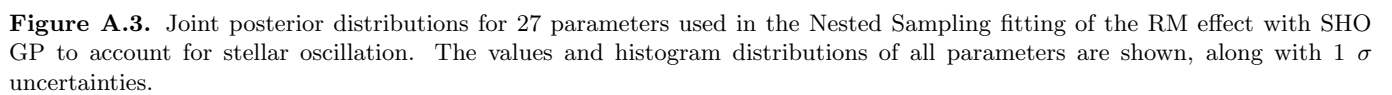


Figure A.2. Joint posterior distributions for 24 parameters used in the Nested Sampling fitting of the RM effect without oscillation. The values and histogram distributions of all parameters are shown, along with 1σ uncertainties.



Baranne, A., Queloz, D., Mayor, M., et al. 1996, A&AS, 119, 373

Batygin, K. 2013, arXiv e-prints, arXiv:1304.5166,
doi: [10.48550/arXiv.1304.5166](https://doi.org/10.48550/arXiv.1304.5166)

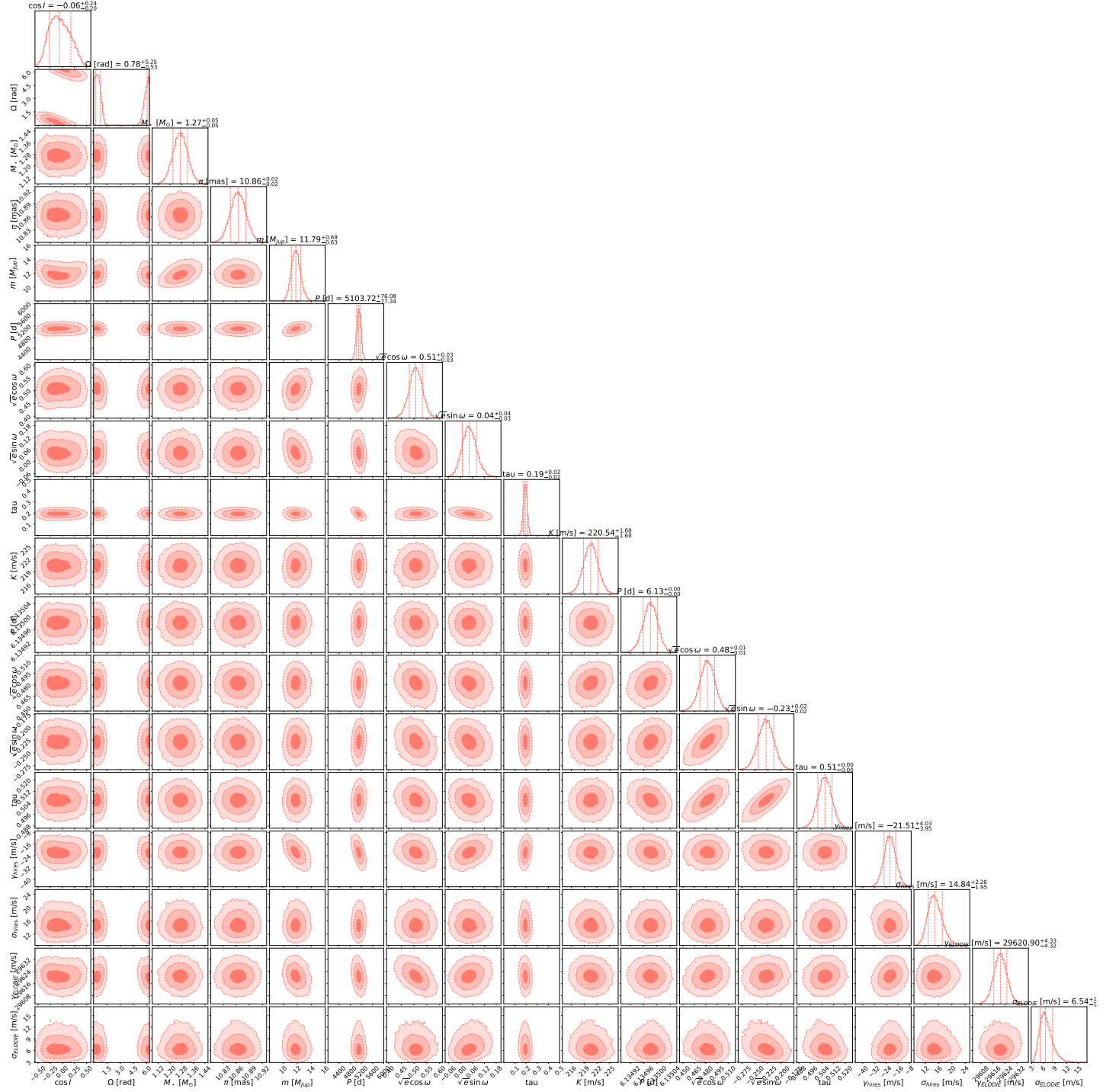


Figure A.4. Joint posterior distributions for 18 parameters used in the MCMC fitting for the 3D orbits of the outer planet HD 118203 c. The values and histogram distributions of all parameters are shown, along with 1σ uncertainties.

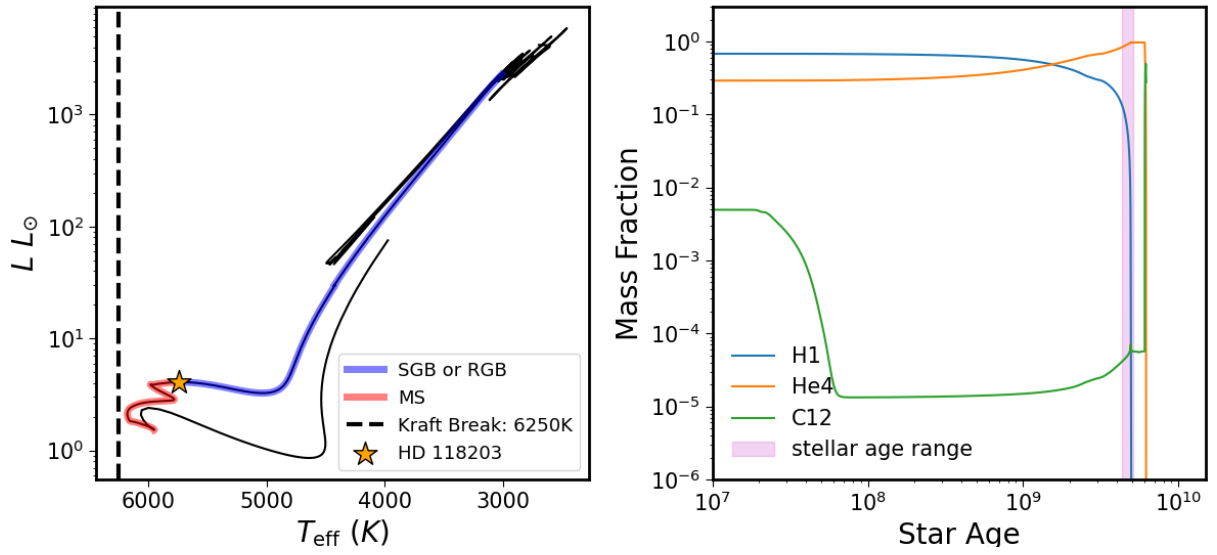


Figure A.5. Left: the stellar evolution models fit to HD 118203, and trace back to their ZAMS location. Right: the mass fraction of hydrogen, helium and carbon in the core of the star from the evolution models.

- Batygin, K., Bodenheimer, P. H., & Laughlin, G. P. 2016, *ApJ*, 829, 114, doi: [10.3847/0004-637X/829/2/114](https://doi.org/10.3847/0004-637X/829/2/114)
- Berger, T. A., Huber, D., van Saders, J. L., et al. 2020, *AJ*, 159, 280, doi: [10.3847/1538-3881/159/6/280](https://doi.org/10.3847/1538-3881/159/6/280)
- Blunt, S., Wang, J. J., Angelo, I., et al. 2020, *AJ*, 159, 89, doi: [10.3847/1538-3881/ab6663](https://doi.org/10.3847/1538-3881/ab6663)
- Bodenheimer, P., Hubickyj, O., & Lissauer, J. J. 2000, *Icarus*, 143, 2, doi: [10.1006/icar.1999.6246](https://doi.org/10.1006/icar.1999.6246)
- Boley, A. C., Granados Contreras, A. P., & Gladman, B. 2016, *ApJL*, 817, L17, doi: [10.3847/2041-8205/817/2/L17](https://doi.org/10.3847/2041-8205/817/2/L17)
- Bowler, B. P., Tran, Q. H., Zhang, Z., et al. 2023, *AJ*, 165, 164, doi: [10.3847/1538-3881/acbd34](https://doi.org/10.3847/1538-3881/acbd34)
- Brandt, T. D. 2021, *ApJS*, 254, 42, doi: [10.3847/1538-4365/abf93c](https://doi.org/10.3847/1538-4365/abf93c)
- Bryan, M. L., Knutson, H. A., Howard, A. W., et al. 2016, *ApJ*, 821, 89, doi: [10.3847/0004-637X/821/2/89](https://doi.org/10.3847/0004-637X/821/2/89)
- Butler, R. P., Marcy, G. W., Williams, E., et al. 1996, *PASP*, 108, 500, doi: [10.1086/133755](https://doi.org/10.1086/133755)
- Chatterjee, S., Ford, E. B., Matsumura, S., & Rasio, F. A. 2008, *ApJ*, 686, 580, doi: [10.1086/590227](https://doi.org/10.1086/590227)
- Chatterjee, S., Ford, E. B., & Rasio, F. A. 2011, in *The Astrophysics of Planetary Systems: Formation, Structure, and Dynamical Evolution*, ed. A. Sozzetti, M. G. Lattanzi, & A. P. Boss, Vol. 276, 225–229, doi: [10.1017/S1743921311020229](https://doi.org/10.1017/S1743921311020229)
- Claytor, Z. R., van Saders, J. L., Llama, J., et al. 2022, *ApJ*, 927, 219, doi: [10.3847/1538-4357/ac498f](https://doi.org/10.3847/1538-4357/ac498f)
- Cosentino, R., Lovis, C., Pepe, F., et al. 2012, in *Society of Photo-Optical Instrumentation Engineers (SPIE) Conference Series*, Vol. 8446, Ground-based and Airborne Instrumentation for Astronomy IV, ed. I. S. McLean, S. K. Ramsay, & H. Takami, 84461V, doi: [10.1117/12.925738](https://doi.org/10.1117/12.925738)
- Cutri, R. M., Skrutskie, M. F., van Dyk, S., et al. 2003, *VizieR Online Data Catalog*, II/246
- da Silva, R., Udry, S., Bouchy, F., et al. 2006, *A&A*, 446, 717, doi: [10.1051/0004-6361:20054116](https://doi.org/10.1051/0004-6361:20054116)
- Damasso, M., Sozzetti, A., Lovis, C., et al. 2020, *A&A*, 642, A31, doi: [10.1051/0004-6361/202038416](https://doi.org/10.1051/0004-6361/202038416)
- Dawson, R. I., & Johnson, J. A. 2018, *ARA&A*, 56, 175, doi: [10.1146/annurev-astro-081817-051853](https://doi.org/10.1146/annurev-astro-081817-051853)
- Dawson, R. I., Johnson, J. A., Fabrycky, D. C., et al. 2014, *ApJ*, 791, 89, doi: [10.1088/0004-637X/791/2/89](https://doi.org/10.1088/0004-637X/791/2/89)
- De Rosa, R. J., Dawson, R., & Nielsen, E. L. 2020, *A&A*, 640, A73, doi: [10.1051/0004-6361/202038496](https://doi.org/10.1051/0004-6361/202038496)
- Duffell, P. C., & Chiang, E. 2015, *ApJ*, 812, 94, doi: [10.1088/0004-637X/812/2/94](https://doi.org/10.1088/0004-637X/812/2/94)
- Endl, M., Caldwell, D. A., Barclay, T., et al. 2014, *ApJ*, 795, 151, doi: [10.1088/0004-637X/795/2/151](https://doi.org/10.1088/0004-637X/795/2/151)
- Epstein, C. R., & Pinsonneault, M. H. 2014, *ApJ*, 780, 159, doi: [10.1088/0004-637X/780/2/159](https://doi.org/10.1088/0004-637X/780/2/159)
- Espinoza-Retamal, J. I., Brahm, R., Petrovich, C., et al. 2023, *ApJL*, 958, L20, doi: [10.3847/2041-8213/ad096d](https://doi.org/10.3847/2041-8213/ad096d)
- Fabrycky, D., & Tremaine, S. 2007, *ApJ*, 669, 1298, doi: [10.1086/521702](https://doi.org/10.1086/521702)
- Fabrycky, D. C. 2010, in *Exoplanets*, ed. S. Seager, 217–238
- Fabrycky, D. C., & Winn, J. N. 2009, *ApJ*, 696, 1230, doi: [10.1088/0004-637X/696/2/1230](https://doi.org/10.1088/0004-637X/696/2/1230)
- Foreman-Mackey, D., Agol, E., Ambikasaran, S., & Angus, R. 2017, *AJ*, 154, 220, doi: [10.3847/1538-3881/aa9332](https://doi.org/10.3847/1538-3881/aa9332)
- Foreman-Mackey, D., Hogg, D. W., Lang, D., & Goodman, J. 2013, *PASP*, 125, 306, doi: [10.1086/670067](https://doi.org/10.1086/670067)
- Fulton, B. J., Petigura, E. A., Blunt, S., & Sinukoff, E. 2018, *PASP*, 130, 044504, doi: [10.1088/1538-3873/aaaaa8](https://doi.org/10.1088/1538-3873/aaaaa8)
- Gaia Collaboration, Klioner, S. A., Lindegren, L., et al. 2022, *arXiv e-prints*, arXiv:2204.12574, <https://arxiv.org/abs/2204.12574>
- Gibson, S. R., Howard, A. W., Marcy, G. W., et al. 2016, in *Society of Photo-Optical Instrumentation Engineers (SPIE) Conference Series*, Vol. 9908, Ground-based and Airborne Instrumentation for Astronomy VI, ed. C. J. Evans, L. Simard, & H. Takami, 990870, doi: [10.1117/12.2233334](https://doi.org/10.1117/12.2233334)
- Gibson, S. R., Howard, A. W., Roy, A., et al. 2018, in *Society of Photo-Optical Instrumentation Engineers (SPIE) Conference Series*, Vol. 10702, Ground-based and Airborne Instrumentation for Astronomy VII, ed. C. J. Evans, L. Simard, & H. Takami, 107025X, doi: [10.1117/12.2311565](https://doi.org/10.1117/12.2311565)
- Gibson, S. R., Howard, A. W., Rider, K., et al. 2020, in *Society of Photo-Optical Instrumentation Engineers (SPIE) Conference Series*, Vol. 11447, Ground-based and Airborne Instrumentation for Astronomy VIII, ed. C. J. Evans, J. J. Bryant, & K. Motohara, 1144742, doi: [10.1117/12.2561783](https://doi.org/10.1117/12.2561783)
- Goldreich, P., & Tremaine, S. 1980, *ApJ*, 241, 425, doi: [10.1086/158356](https://doi.org/10.1086/158356)
- Günther, M. N., & Daylan, T. 2019, *Allesfitter: Flexible Star and Exoplanet Inference From Photometry and Radial Velocity*, *Astrophysics Source Code Library*, <http://ascl.net/1903.003>
- . 2021, *ApJS*, 254, 13, doi: [10.3847/1538-4365/abe70e](https://doi.org/10.3847/1538-4365/abe70e)
- Hansen, B. M. S., & Murray, N. 2013, *ApJ*, 775, 53, doi: [10.1088/0004-637X/775/1/53](https://doi.org/10.1088/0004-637X/775/1/53)
- Hébrard, G., Díaz, R. F., Correia, A. C. M., et al. 2020, *A&A*, 640, A32, doi: [10.1051/0004-6361/202038296](https://doi.org/10.1051/0004-6361/202038296)
- Hedges, C., Angus, R., Barentsen, G., et al. 2020, *Research Notes of the American Astronomical Society*, 4, 220, doi: [10.3847/2515-5172/abd106](https://doi.org/10.3847/2515-5172/abd106)

- Hirano, T., Narita, N., Shporer, A., et al. 2011, PASJ, 63, 531, doi: [10.1093/pasj/63.sp2.S531](https://doi.org/10.1093/pasj/63.sp2.S531)
- Howard, A. W., & Fulton, B. J. 2016, PASP, 128, 114401, doi: [10.1088/1538-3873/128/969/114401](https://doi.org/10.1088/1538-3873/128/969/114401)
- Howard, A. W., Johnson, J. A., Marcy, G. W., et al. 2010, ApJ, 721, 1467, doi: [10.1088/0004-637X/721/2/1467](https://doi.org/10.1088/0004-637X/721/2/1467)
- Hu, Q., Rice, M., Wang, X.-Y., et al. 2024, AJ, 167, 175, doi: [10.3847/1538-3881/ad2855](https://doi.org/10.3847/1538-3881/ad2855)
- Huber, D., Carter, J. A., Barbieri, M., et al. 2013, Science, 342, 331, doi: [10.1126/science.1242066](https://doi.org/10.1126/science.1242066)
- Huber, D., Zinn, J., Bojsen-Hansen, M., et al. 2017, ApJ, 844, 102, doi: [10.3847/1538-4357/aa75ca](https://doi.org/10.3847/1538-4357/aa75ca)
- Ida, S., & Lin, D. N. C. 2008, ApJ, 673, 487, doi: [10.1086/523754](https://doi.org/10.1086/523754)
- Ito, T., & Ohtsuka, K. 2019, Monographs on Environment, Earth and Planets, 7, 1, doi: [10.5047/meep.2019.00701.0001](https://doi.org/10.5047/meep.2019.00701.0001)
- Jenkins, J. M., Twicken, J. D., McCauliff, S., et al. 2016, in Society of Photo-Optical Instrumentation Engineers (SPIE) Conference Series, Vol. 9913, Software and Cyberinfrastructure for Astronomy IV, ed. G. Chiozzi & J. C. Guzman, 99133E, doi: [10.1117/12.2233418](https://doi.org/10.1117/12.2233418)
- Kervella, P., Arenou, F., Mignard, F., & Thévenin, F. 2019, A&A, 623, A72, doi: [10.1051/0004-6361/201834371](https://doi.org/10.1051/0004-6361/201834371)
- Knutson, H. A., Fulton, B. J., Montet, B. T., et al. 2014, ApJ, 785, 126, doi: [10.1088/0004-637X/785/2/126](https://doi.org/10.1088/0004-637X/785/2/126)
- Kozai, Y. 1962, AJ, 67, 591, doi: [10.1086/108790](https://doi.org/10.1086/108790)
- Kraft, R. P. 1967, ApJ, 150, 551, doi: [10.1086/149359](https://doi.org/10.1086/149359)
- Lai, D. 2012, MNRAS, 423, 486, doi: [10.1111/j.1365-2966.2012.20893.x](https://doi.org/10.1111/j.1365-2966.2012.20893.x)
- Lai, D., Anderson, K. R., & Pu, B. 2018, MNRAS, 475, 5231, doi: [10.1093/mnras/sty133](https://doi.org/10.1093/mnras/sty133)
- Lee, M. H., & Peale, S. J. 2002, ApJ, 567, 596, doi: [10.1086/338504](https://doi.org/10.1086/338504)
- Li, G. 2021, ApJL, 915, L2, doi: [10.3847/2041-8213/ac0620](https://doi.org/10.3847/2041-8213/ac0620)
- Li, G., Naoz, S., Kocsis, B., & Loeb, A. 2014, ApJ, 785, 116, doi: [10.1088/0004-637X/785/2/116](https://doi.org/10.1088/0004-637X/785/2/116)
- Lidov, M. L. 1962, Planet. Space Sci., 9, 719, doi: [10.1016/0032-0633\(62\)90129-0](https://doi.org/10.1016/0032-0633(62)90129-0)
- Lightkurve Collaboration, Cardoso, J. V. d. M., Hedges, C., et al. 2018, Lightkurve: Kepler and TESS time series analysis in Python, Astrophysics Source Code Library. <http://ascl.net/1812.013>
- Lin, D. N. C., Bodenheimer, P., & Richardson, D. C. 1996, Nature, 380, 606, doi: [10.1038/380606a0](https://doi.org/10.1038/380606a0)
- Luck, R. E. 2017, AJ, 153, 21, doi: [10.3847/1538-3881/153/1/21](https://doi.org/10.3847/1538-3881/153/1/21)
- Lund, M. N., Silva Aguirre, V., Davies, G. R., et al. 2017, ApJ, 835, 172, doi: [10.3847/1538-4357/835/2/172](https://doi.org/10.3847/1538-4357/835/2/172)
- Maciejewski, G., Niedzielski, A., Goździewski, K., et al. 2024, arXiv e-prints, arXiv:2407.11706, doi: [10.48550/arXiv.2407.11706](https://doi.org/10.48550/arXiv.2407.11706)
- Malhotra, R. 1993, Nature, 365, 819, doi: [10.1038/365819a0](https://doi.org/10.1038/365819a0)
- Masuda, K., & Winn, J. N. 2020, AJ, 159, 81, doi: [10.3847/1538-3881/ab65be](https://doi.org/10.3847/1538-3881/ab65be)
- McLaughlin, D. B. 1924, ApJ, 60, 22, doi: [10.1086/142826](https://doi.org/10.1086/142826)
- Murray, C. D., & Dermott, S. F. 1999, Solar System Dynamics, doi: [10.1017/CBO9781139174817](https://doi.org/10.1017/CBO9781139174817)
- Naoz, S., Farr, W. M., Lithwick, Y., Rasio, F. A., & Teyssandier, J. 2011, Nature, 473, 187, doi: [10.1038/nature10076](https://doi.org/10.1038/nature10076)
- Naoz, S., Kocsis, B., Loeb, A., & Yunes, N. 2013, ApJ, 773, 187, doi: [10.1088/0004-637X/773/2/187](https://doi.org/10.1088/0004-637X/773/2/187)
- Ngo, H., Knutson, H. A., Hinkley, S., et al. 2016, ApJ, 827, 8, doi: [10.3847/0004-637X/827/1/8](https://doi.org/10.3847/0004-637X/827/1/8)
- Pepper, J., Kane, S. R., Rodriguez, J. E., et al. 2020, AJ, 159, 243, doi: [10.3847/1538-3881/ab84f2](https://doi.org/10.3847/1538-3881/ab84f2)
- Petigura, E. A. 2015, PhD thesis, University of California, Berkeley
- Petrovich, C. 2015, ApJ, 805, 75, doi: [10.1088/0004-637X/805/1/75](https://doi.org/10.1088/0004-637X/805/1/75)
- Press, W. H., & Rybicki, G. B. 1989, ApJ, 338, 277, doi: [10.1086/167197](https://doi.org/10.1086/167197)
- Pu, B., & Lai, D. 2019, MNRAS, 488, 3568, doi: [10.1093/mnras/stz1817](https://doi.org/10.1093/mnras/stz1817)
- Rafikov, R. R. 2005, ApJL, 621, L69, doi: [10.1086/428899](https://doi.org/10.1086/428899)
- . 2006, ApJ, 648, 666, doi: [10.1086/505695](https://doi.org/10.1086/505695)
- Ramsey, L. W., Adams, M. T., Barnes, T. G., et al. 1998, in Society of Photo-Optical Instrumentation Engineers (SPIE) Conference Series, Vol. 3352, Advanced Technology Optical/IR Telescopes VI, ed. L. M. Stepp, 34–42, doi: [10.1117/12.319287](https://doi.org/10.1117/12.319287)
- Rice, M., Wang, S., & Laughlin, G. 2022, ApJL, 926, L17, doi: [10.3847/2041-8213/ac502d](https://doi.org/10.3847/2041-8213/ac502d)
- Rosenthal, L. J., Fulton, B. J., Hirsch, L. A., et al. 2021, ApJS, 255, 8, doi: [10.3847/1538-4365/abe23c](https://doi.org/10.3847/1538-4365/abe23c)
- Rossiter, R. A. 1924, ApJ, 60, 15, doi: [10.1086/142825](https://doi.org/10.1086/142825)
- Rubenzahl, R. A., Halverson, S., Walawender, J., et al. 2023, Publications of the Astronomical Society of the Pacific, 135, 125002, doi: [10.1088/1538-3873/ad0b30](https://doi.org/10.1088/1538-3873/ad0b30)
- Schlaufman, K. C. 2010, ApJ, 719, 602, doi: [10.1088/0004-637X/719/1/602](https://doi.org/10.1088/0004-637X/719/1/602)
- Schofield, M., Chaplin, W. J., Huber, D., et al. 2019, ApJS, 241, 12, doi: [10.3847/1538-4365/ab04f5](https://doi.org/10.3847/1538-4365/ab04f5)
- Smith, J. C., Stumpe, M. C., Van Cleve, J. E., et al. 2012, PASP, 124, 1000, doi: [10.1086/667697](https://doi.org/10.1086/667697)
- Speagle, J. S. 2020, MNRAS, 493, 3132, doi: [10.1093/mnras/staa278](https://doi.org/10.1093/mnras/staa278)

- Stumpe, M. C., Smith, J. C., Catanzarite, J. H., et al. 2014, PASP, 126, 100, doi: [10.1086/674989](https://doi.org/10.1086/674989)
- Stumpe, M. C., Smith, J. C., Van Cleve, J. E., et al. 2012, PASP, 124, 985, doi: [10.1086/667698](https://doi.org/10.1086/667698)
- Tull, R. G. 1998, in Society of Photo-Optical Instrumentation Engineers (SPIE) Conference Series, Vol. 3355, Optical Astronomical Instrumentation, ed. S. D’Odorico, 387–398, doi: [10.1117/12.316774](https://doi.org/10.1117/12.316774)
- van Leeuwen, F., Evans, D. W., Grenon, M., et al. 1997, A&A, 323, L61
- Vogt, S. S., Allen, S. L., Bigelow, B. C., et al. 1994, Society of Photo-Optical Instrumentation Engineers (SPIE) Conference Series, Vol. 2198, HIRES: the high-resolution echelle spectrometer on the Keck 10-m Telescope, 362, doi: [10.1117/12.176725](https://doi.org/10.1117/12.176725)
- von Zeipel, H. 1910, Astronomische Nachrichten, 183, 345, doi: [10.1002/asna.19091832202](https://doi.org/10.1002/asna.19091832202)
- Winn, J. N., Fabrycky, D., Albrecht, S., & Johnson, J. A. 2010a, ApJL, 718, L145, doi: [10.1088/2041-8205/718/2/L145](https://doi.org/10.1088/2041-8205/718/2/L145)
- Winn, J. N., Johnson, J. A., Howard, A. W., et al. 2010b, ApJL, 723, L223, doi: [10.1088/2041-8205/723/2/L223](https://doi.org/10.1088/2041-8205/723/2/L223)
- Xuan, J. W., & Wyatt, M. C. 2020, MNRAS, 497, 2096, doi: [10.1093/mnras/staa2033](https://doi.org/10.1093/mnras/staa2033)
- Yee, S. W., Petigura, E. A., Fulton, B. J., et al. 2018, AJ, 155, 255, doi: [10.3847/1538-3881/aabfec](https://doi.org/10.3847/1538-3881/aabfec)
- Zanazzi, J. J., Dewberry, J., & Chiang, E. 2024, ApJL, 967, L29, doi: [10.3847/2041-8213/ad4644](https://doi.org/10.3847/2041-8213/ad4644)
- Zechmeister, M., Reiners, A., Amado, P. J., et al. 2018, A&A, 609, A12, doi: [10.1051/0004-6361/201731483](https://doi.org/10.1051/0004-6361/201731483)
- Zhang, J., Weiss, L. M., Huber, D., et al. 2021, AJ, 162, 89, doi: [10.3847/1538-3881/ac0634](https://doi.org/10.3847/1538-3881/ac0634)
- . 2024, AJ, 167, 89, doi: [10.3847/1538-3881/ad1189](https://doi.org/10.3847/1538-3881/ad1189)
- Zink, J. K., & Howard, A. W. 2023, ApJL, 956, L29, doi: [10.3847/2041-8213/acfdab](https://doi.org/10.3847/2041-8213/acfdab)