

Implementing Streaming Algorithm and K-Means Clusters To Rag

Haoyu Kang^{1,*}, Yuzhou Zhu², Yukun Zhong³, Ke Wang⁴

¹School of Computer Science and Engineering, Central South University, Changsha, 410083, China, 8211220525@csu.edu.cn

²Leicester International Institute, Dalian University of Technology, Dalian, 116024, China, 1730694701@mail.dlut.edu.cn

³School of Intelligence Science and Technology, Nanjing University, Suzhou, 215163, China, 221900166@smail.nju.edu.cn

⁴School of Economics and Management, Xidian University, Xi'an, 710071, China, 22061300013@stu.xidian.edu.cn

Abstract. Retrieval-augmented generation (RAG) has achieved significant success in information retrieval to assist large language models LLMs because it builds an external knowledge database. However, it also has many problems, it consumes a lot of memory because of the enormous database, and it cannot update the established index database in time when confronted with massive streaming data. To reduce the memory required for building the database and maintain accuracy simultaneously, we proposed a new approach integrating a streaming algorithm with k-means clustering into RAG. Our approach applied a streaming algorithm to update the index dynamically and reduce memory consumption. Additionally, the k-means algorithm clusters highly similar documents, and the query time would be shortened. We conducted comparative experiments on four methods, and the results indicated that RAG with streaming algorithm and k-means clusters outperforms traditional RAG in accuracy and memory, particularly when dealing with large-scale streaming data.

Keywords: Retrieval-augmented generation, Information Retrieval, Large Language Model, Streaming algorithm

1 Introduction

Retrieval-augmented generation(RAG) is a mechanism that assists LLMs in generating better answers. It solves the problem of LLMs handling queries beyond pre-trained data or requiring current information.[1] Its overall working mechanism can be divided into three major steps, indexing, retrieval, and generation. In the indexing step, it loads the raw data from external knowledge databases and splits the input data into chunks, which are subsequently embedded into vectors and stored in the index database. In the retrieval step, it uses the same encoding model to embed the query into a vector. Then calculating the cosine similarity between the query and the documents in the knowledge database retrieves the top-K most similar chunks. After that, it adds these chunks to the input prompt. In the

generation step, the query and retrieved chunks are synthesized into a new prompt.[1][2][3] Then the LLMs' answer will be based on the new prompt, and because of the provided information in the chunks, LLMs will generate answers with higher accuracy and better robustness. [4]

However, traditional RAG has limitations in handling massive streaming data and costs a huge amount of memory and efficiency. RAG perform slow accuracy at dealing with unseen data[5]. Since streaming data consists of unseen data, RAG shows poor accuracy when dealing with streaming data that changes frequently, such as new articles. RAG also costs a huge memory due to building an external knowledge database that stores large amounts of documents[2]. Additionally, RAG must handle many queries in real-world scenarios, and the query time should not be too long. As the number of relevant documents grows, the efficiency of traditional RAG decreases significantly.[5]

To solve these two problems, we implemented a transformed heavy hitters streaming algorithm to RAG to save memory by discarding the almost impossibly retrieved documents. Traditional RAG costs huge amounts of memory because it builds a large database to store documents. Therefore, if we want to optimize the memory, it is evident that we can try to reduce the size of the big database. According to previous research[6], streaming algorithms effectively reduce memory, so we came up with an idea to apply a streaming algorithm to RAG to see if it works. Heavy hitters is a streaming algorithm that filters and retains data occurring more frequently. The streaming algorithm in our method is a transformed heavy hitters algorithm. Our method filters the databases, leaving documents more likely to result from a query. Implementing the streaming algorithm can also update the index database to improve the low precision of traditional RAG when dealing with massive data that are frequently changing. Then, we combined the streaming algorithm with the k-means cluster algorithm to enhance the performance further. We used the k-means cluster algorithm to cluster similar documents together in advance after selecting the streaming algorithm, and it optimizes the query time because it can retrieve documents from K clusters rather than the whole index database while inputting a new query. Figure 1 shows the process of integrating the streaming algorithm and K-means clusters algorithm into RAG.

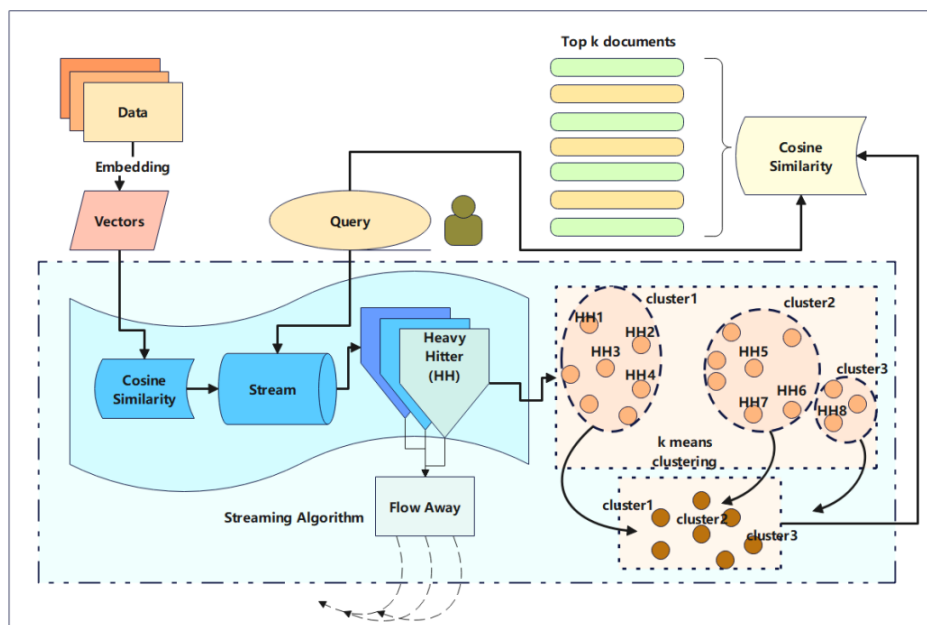


Figure 1. Schema of our method

We ran our experiments on a news dataset with constantly updated messages, and we calculated the precision of the query for the four methods. Our experiments' results showed that implementing the k-means cluster algorithm and streaming algorithm can effectively save a lot of memory and exhibit greater accuracy when the number of queries is large. Our results demonstrated that the streaming algorithm optimized the memory space while maintaining accuracy.

2 Related Work

2.1 The evolution of RAG and its problems

RAG was first proposed in the article "Retrieval-Augmented Generation for Knowledge-Intensive NLP Tasks"[2]. This article illustrated the limited ability of LLMs to access and precisely manipulate knowledge, so LLMs' performance on knowledge-intensive tasks lag behind task-specific architectures. Plus, pre-trained LLMs can not easily expand or revise their memory, and they encounter challenges like hallucination, outdated knowledge, and non-transparent, untraceable reasoning processes. [1] So it applies this information retrieval mechanism, Retrieval-augmented generation, to LLMs to solve the problems that pre-trained LLMs face. This model, Naive RAG, builds an external

knowledge database and retrieves relevant documents to help LLMs. However, it has some drawbacks, such as low query precision, missing important information, etc.

The emergence of Advanced RAG was aimed at improving its shortcomings. [7] Advanced RAG enhances its indexing techniques by employing a sliding window approach, fine-grained segmentation, and metadata integration. Furthermore, it integrates multiple optimization methods to streamline the retrieval process. Each community will generate a community answer and then incorporate it into a global answer. They improved the RAG's performance in terms of the comprehensiveness and diversity of answers.

Microsoft found that Naive RAG is not good at extracting global answers and fails on query-focused summarization tasks(QFS). So, they proposed an approach that builds the knowledge graph based on the extracted entities and relationships in the sentence and then divides the graph into communities using the Leiden algorithm.[8] Each community will generate and incorporate a community answer into a global answer. They improved the RAG's performance in terms of the comprehensiveness and diversity of answers. Inspired by previous research, we realized that the proposal of traditional RAG is significant, but there still exists a lot of things to improve. What we want to do is to save the huge memory cost and the huge amount of time spent on each query of relevant documents.

2.2 Streaming Algorithms

The streaming algorithm was first regularised and popularised in the paper "The Space Complexity of Approximating the Frequency Moments." [9] Streaming algorithms process the streaming data where the input is a boundless and ordered sequence of items, which can usually be handled in a few passes and only once in most cases.[10] However, in most cases, the true class label of streaming data is probably unavailable, and there is no prior information on the number of the classes, so the clustering algorithm is a good option to cluster and define the class label of the streaming data. [11]

Generally, the streaming algorithm adapts traditional algorithms to function effectively with streaming data regarding limitations such as limited memory, single-pass processing, and real-time analysis. The Streaming clustering methods can be classified into five categories: partitioning, hierarchical, density-based, grid-based, and model-based.[6]

• **Partitioning based methods** Streaming data is categorized into a pre-defined number of clusters according to the distance or similarity to the center of the clusters. Specifically, Incremental k-means[12], StreamKM++[13], and SWClustering[14] belong to this method.

- **Hierarchical based methods** These algorithms apply Binary Tree and can be sorted into two categories: Aggregate and Split algorithms. Aggregate algorithms assume that every item forms a cluster initially and gradually merges the items (subclusters) to form new larger clusters. However, split algorithms consider that all the streaming data is comprised of a cluster and progressively split it up. Birch[15], CluStream[16], HUEStream [17] are typical Hierarchical based methods.

- **Density-based methods** These methods summarise input data into a large number of microclusters, which are then updated based on density accessibility and connectivity. DenStream[18], OPTICS-Stream[19] and D-Stream[20] are some popular methods of this kind.

- **Grid based methods** The whole workspace is divided into numerous grid units, each containing a data item. Then we cluster the grid units according to their density. MR-Stream[21] and CellTree[22] are designed based on the preferred methods.

- **Model based methods** These methods focus on finding the data distribution model that best fits the input streaming data, such as SWEM[23] and GCPsOM[24].

Identifying Heavy Hitters, often called finding the top k popular or frequent items, is a well-researched and important problem in streaming data.[25] The two main kinds of Heavy Hitters algorithms are methods based on the counter and those based on the sketch. The former methods keep track of the frequent elements by maintaining an array of counters that directly calculate the numbers. Misra-Gries[26], Lossy Counting[27], and Space Saving[28] belong to the algorithms based on counters. Methods based on sketch apply probabilistic data structures such as Hash Functions and Bitmaps to describe the streaming data, providing frequency estimates with less memory consumption. CountSketch[29], CountMinSketch[30], Multi-stage Bloom Filters[31], and Sketch-guided Sampling[32] are part of these methods. After realizing the power of the streaming algorithm, we want to use the heavy hitter algorithm to build and update the index database to solve the problem of RAG consuming a lot of memory.

3 Method and Algorithm

3.1 Dataset

The Dataset that we use is at Kaggle [33]. It contains more than sixteen thousand pieces of news and comments and 23 features from January 1, 2020-December 31, 2020. We selected three features to help us retrieve relevant documents: headlines, keywords, and abstracts. We combined these three features into one feature and then embedded the new combined feature into a vector. Since human annotation is one of the solutions for evaluating RAG[34], we manually labeled the dataset to calculate the accuracy of our input query, we marked the documents that are related to the query we entered as 1 and we marked the rest as 0. The accuracy of our model is calculated as follows:

$$Accuracy = \frac{TP}{TP + FP}$$

(1)where

- **TP (True Positives):** The number of retrieved documents labeled as 1, which are indeed relevant.
- **FP (False Positives):** The number of retrieved documents labeled as 0, which are not relevant.

3.2 Algorithm

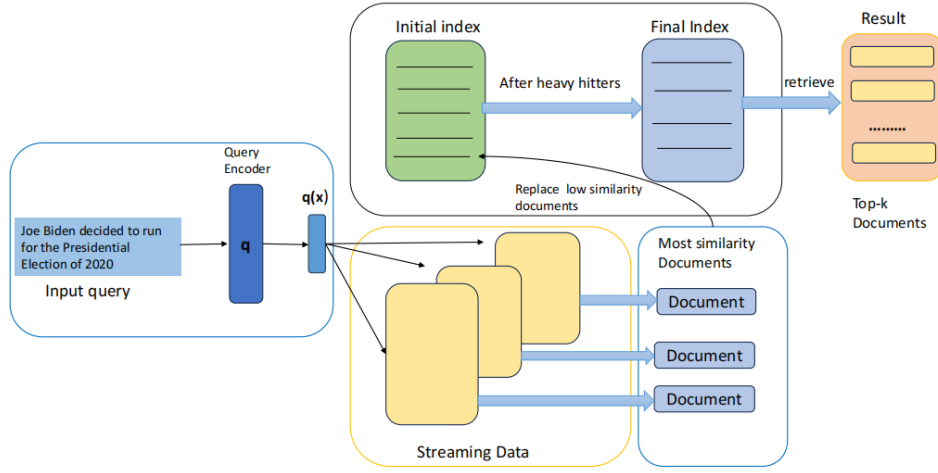


Figure 2. Workflow of our method

Figure 2 is a workflow that describes how our algorithm works. In the preparation of our algorithm, we embed the query into a vector, split the input data into chunks, and set up a new data structure to store the documents, which only costs 10% of the memory of the Naive RAG database.

$$D_i = \text{Embedding}(d_i) \in \mathbb{R}^m$$

$$Q = \text{Embedding}(q) \in \mathbb{R}^m$$

where:

- D_i is the result of embedded data
- Q is the result of the embedded query

In the initialization of our algorithm, it read the streaming data to fill the new data structure and sort the data structure for the convenience of replacing the document with the lowest similarity each time in the following chunks. Then, it reads the streaming data continuously and implements the transformed heavy hitter algorithm: For every input chunk, we calculate the highest cosine similarity in this chunk and use it to replace the document with the lowest similarity in our new database. When the streaming data ends, we get the final database that stores all the documents filtered by the transformed heavy hitter algorithm.

$$\text{CosSim}(Q, D_i) = \frac{Q \cdot D_i}{\|Q\| \|D_i\|}$$

$$p_{HH}(d_i | q) = \sigma(\alpha \cdot \text{CosSim}(Q, D_i) - \beta)$$

where:

• $\sigma(x) = \frac{1}{1+e^{-x}}$ is the sigmoid function, and α and β are hyperparameters. Algorithm 1 is the pseudo-code of our method.

Algorithm 1 Streaming Algorithm (Heavy Hitter) Implementing in RAG to Update Its Index

Input: streaming_data, size_index: n

Output: top- k vectors

```
1: Initialize:
2: for  $i \leftarrow 0$  to  $n - 1$  do
3:   index[ $i$ ]  $\leftarrow$  streaming_data
4: end for
5: sort index
6: while not empty_stream_data() do
7:   sort documents in stream_data
8:   output the highest similarity documents doc[ $i$ ]
9:   index[ $n$ ]  $\leftarrow$  doc[ $i$ ]
10:   $n \leftarrow n - 1$ 
11: end while
```

The above describes how streaming RAG works, but there still exists a problem, whenever we deal with a new query and retrieve relevant documents, we always need to sort the similarity of all documents, it is unnecessary to take so much time to do this. So, we think about clustering similar documents together in advance, using the k-means cluster algorithm to cluster n documents into m classes. where:

- n is the number of all the documents in the database.
- m is the number of clustered classes
- $n \gg m$

The following formulas describe the clustering process and retrieval of the top- k documents:

$$EuclideanDistance(Q, D_i) = \sqrt{2(1 - \text{Cos Sim}(Q, D_i))}$$

$$C_j = \frac{1}{|H_j|} \sum_{i \in H_j} D_i$$

$$\text{Cos Sim}(Q, C_j) = \frac{Q \cdot C_j}{\|Q\| \|C_j\|}$$

$$p_{top-k}(d_i | q) = \sum_{j \in top-k(\text{ConSim}(Q, C_j))} p_{HH}(d_i | q) \cdot p_{kmeans}(d_i | C_j)$$

$$p_{RAG-Token}(y | x) \approx \prod_{i=1}^N \sum_{z_i \in top-k(p(\cdot | x))} p_{\eta}(z_i | x) p_{\theta}(y_i | x, z_i, y_{1:i-1})$$

where:

- H_j is the index set of the j -th cluster

In practice, you will deal with many queries, and then the time cost of clustering in advance can be ignored. The time complexity of searching of traditional RAG model is $O(N \log n)$, but Streaming algorithm and K-means RAG is $O(N \log m)$ where:

- N is the number of queries.

Then, to retrieve an article, we only need to search from these m classes rather than n documents. Table 1 describes the time complexity of two methods.

Table 1. Comparison on time complexity of two methods

Method	Time Complexity
K-means RAG	$O(m \log m)$
RAG	$O(n \log n)$

4 Experiments

We did three experiments to verify the good performance of our method. All of these experiments were based on our dataset and input query "Biden decided to run for the Presidential Election of 2020". Our experiments aim to measure the memory and accuracy performance of four methods, compare the effects of the k-means cluster algorithm between two methods with and without a streaming algorithm, and explore the influence of different clusters on accuracy. What's more, we experiment to find the balance between memory and accuracy.

4.1 Accuracy of four methods

This comparative experiment loads streaming data into four models: Naive RAG, Streaming Algorithm to RAG, k-means Clusters Algorithm to RAG, and Streaming Algorithm plus k-means Algorithm to RAG. The results were then generated, and the accuracy of each model was calculated. Finally, we drew a figure showing the variation in the accuracy of the four methods with different query numbers from 1 to 100 to describe the performance of the four methods better.

4.2 Comparative experiments on clustering effects

To illustrate why we combine the streaming algorithm with the k-means cluster algorithm together, we did this experiment to compare the effects of the k-means cluster algorithm between two methods with the streaming algorithm and without the streaming algorithm. We also plotted the clustering effect and used the contour coefficient to measure the metrics of the clustering algorithm. The formula for calculating the contour coefficient for the clustering effect is as follows:

$$A(i) = \frac{1}{|C_i| - 1} \sum_{j \in C_i, j \neq i} D(i, j)$$

$$C_k = \arg \min_{C \in C, C \neq C_i} \frac{1}{|C|} \sum_{j \in C} D(i, j)$$

$$B(i) = \min_{C \in C, C \neq C_i} \frac{1}{|C|} \sum_{j \in C} D(i, j)$$

$$S(i) = \frac{B(i) - A(i)}{\max A(i), B(i)}$$

where:

- A is the mean distance between a sample and all other points in the same cluster.
- B is the mean distance between a sample and all points in the nearest cluster that the sample is not a part of.
- C_i is the cluster of the point i

The silhouette coefficient ($s(i)$) ranges from -1 to 1, where a higher value that is close to 1 indicates that the sample is better matched to its cluster and poorly matched to neighboring clusters, and a lower value that is close to -1 indicates that the sample is incorrectly divided.[35]

4.3 The effect of different clusters on accuracy

The number of clusters greatly impacts the results of a query. To find the most appropriate number of clusters, We calculated the accuracy of the number of different clusters for the same number of retrievals. Plus, we fit a curve of the logarithm of accuracy as a function of the number of clusters.

5 Results

5.1 Accuracy of four methods

To observe the accuracy trend of each model with k varies, we smoothed these discrete points of the result. Figure 3 shows the result of four methods. We can find that when dealing with a large number of queries, the streaming algorithm with RAG outperforms Naive RAG in accuracy. Table 1 also shows that the streaming algorithm with RAG only occupies 10% memory of Naive RAG. We have discussed that using the k-means cluster algorithm can avoid sorting the documents for every query in the method part. However, we find that only using the k-means cluster algorithm resulted in a particularly low accuracy. Combining the streaming algorithm with k-means to RAG(SKR) can reduce the memory and maintain accuracy. Our result 5.2 explains why SKR could solve the problem of the deterioration of the accuracy of the k-means cluster algorithm.

Table 2. Accuracy and Memory Usage of Different Models at Selected K Values

K	1	10	20	30	40	50	60	70	80	90	100	Memory Ratio(%)
<i>Naïve RAG</i>	1.000	0.900	0.800	0.767	0.725	0.740	0.700	0.657	0.613	0.600	0.590	100
<i>Streaming + RAG</i>	1.000	0.800	0.800	0.767	0.775	0.720	0.750	0.757	0.725	0.700	0.680	10
<i>Streaming+Kmeans+RAG</i>	1.000	0.700	0.550	0.667	0.700	0.680	0.700	0.657	0.638	0.633	0.640	10
<i>Kmeans+RAG</i>	0.800	0.640	0.470	0.360	0.345	0.312	0.283	0.266	0.258	0.251	0.234	100

At the early stage, Naive RAG and streaming RAG have a good performance, when k-means RAG and SKR are not very well because of the clustering. However, SKR went well after that and became closer to the Naive RAG thanks to the streaming process. At the late stage, SKR's and streaming RAG's

accuracy are higher than Naive RAG due to their advantage in processing false negative(FN) information, which shows the high quality of stability in many queries.

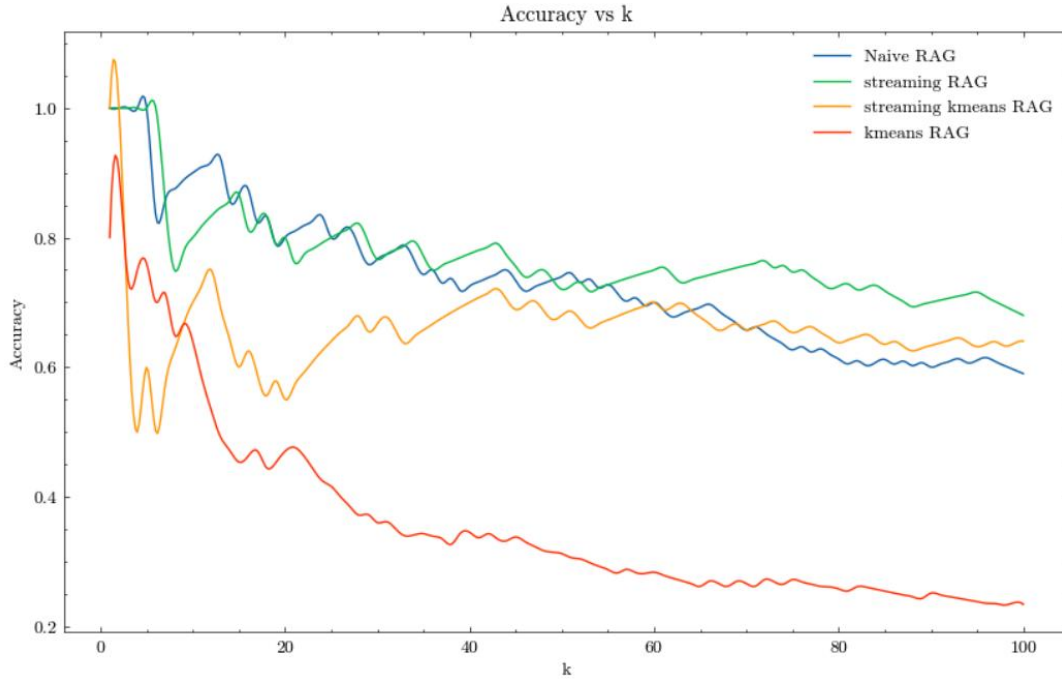


Figure 3. Comparison of the accuracy of four algorithms for different values of k

5.2 Comparative experiments on clustering effects

Figure 4b shows the clustering results when applying the streaming algorithm. By observing Figure 4a, we can intuitively see that the clustering results with the streaming algorithm are significantly better than those without. Additionally, we can confirm this conclusion by calculating the silhouette coefficients of both clustering methods. The results of Figure 3 and Figure 4 explain why the k-means cluster algorithm should not be used alone and should be combined with the streaming algorithm.

Table 3. Silhouette coefficient of two methods

Method	Silhouette Coefficient
K-means RAG	0.2405110
Streaming and K-means RAG	0.4879005

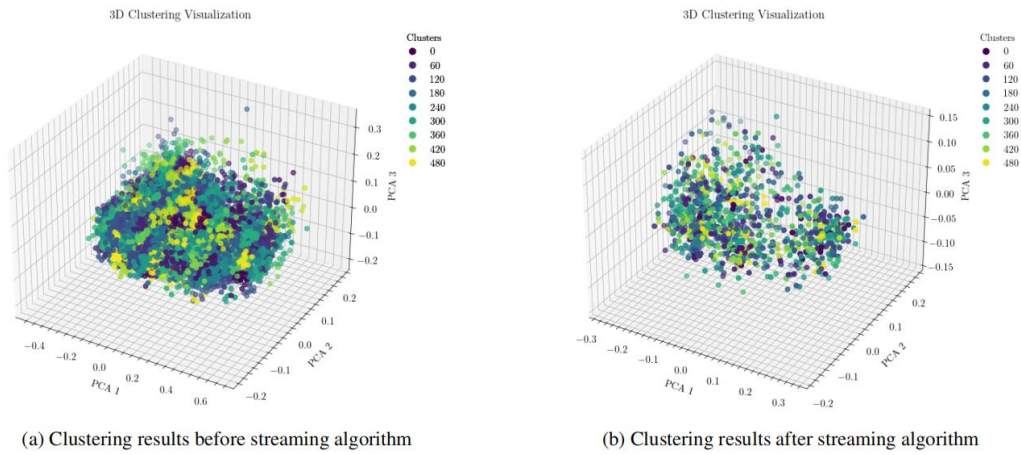


Figure 4. Comparison of clustering results whether applying streaming algorithm

5.3 The effect of different clusters on accuracy

This experiment explored the relationship between the accuracy of retrieval and the number of clusters. Figure 5 shows the variation of accuracy with the number of clusters. We can observe that as the number of clusters increases, the retrieval accuracy also increases, but the rate of improvement slows down, and the time cost of k-means clusters increases too. Additionally, we can find that the accuracy grows very slowly when $n > 800$. So we choose a number between 600 800 to balance the accuracy and time efficiency better.

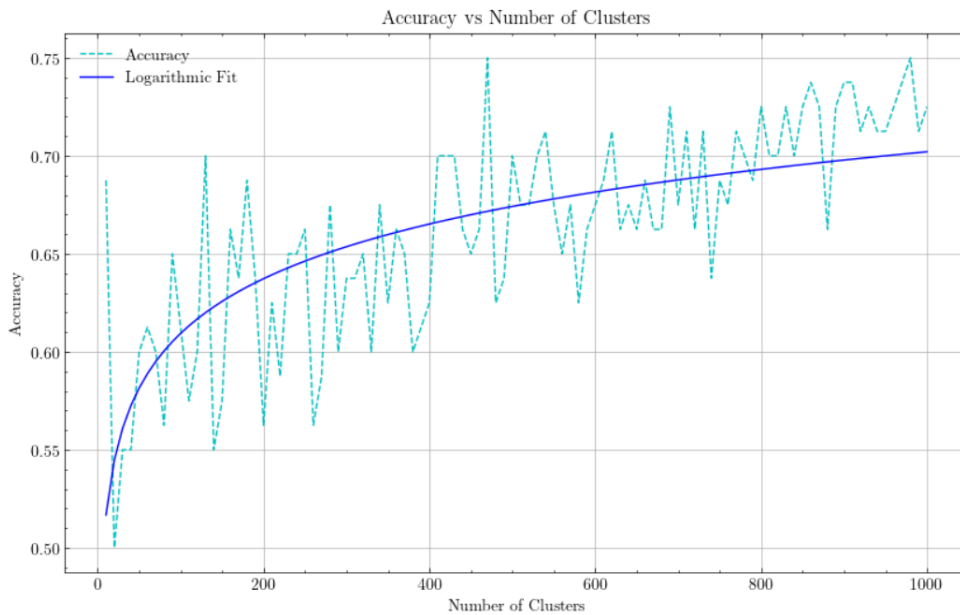


Figure 5. Variation of Accuracy with Number of Clusters

6 Conclusion

In this paper, we present a method that combines the streaming algorithm and k-means clusters with RAG. It resulted in a 90% reduction in memory consumption and an improvement in accuracy when dealing with streaming data. Additionally, the query time has been reduced because the scope of the query is narrowed by clustering. Our method has great advantages over the traditional RAG, especially when it comes to large-scale streaming data scenarios. Additionally, by employing k-means clustering within RAG, we have significantly reduced query times because it narrowed down the scope of the query. Our method demonstrates significant advantages over traditional RAG, particularly in terms of resource efficiency and processing speed for large-scale streaming data scenarios. In addition to issues such as excessive memory usage and decreased query accuracy when dealing with streaming data, traditional RAGs also suffer from poor performance in extracting global information. Our method has not yet addressed this problem. To tackle this issue, Microsoft has proposed a graphRAG model for better extracting global information and the main idea. However, it consumes significant memory due to storing graph data structures. In the future, combining stream-

ing algorithms with Graph RAG[36] may have great potential, as it can solve the huge memory consumption that graph RAG takes to build the knowledge graph. This paper uses k-means clustering to cluster the heavy hitters after the streaming algorithm, but it is used in Euclidean distance. However, facing complex data structures, it might not perform well. Therefore, we want to try kernel k-means to deal with this problem in high-dimension space to see whether it is better than k-means clustering.

Acknowledgements

The authors would like to acknowledge the contributions of all authors to this work. Specifically, Haoyu Kang, Yuzhou Zhu, Yukun Zhong contributed equally to this work and should be considered co-first authors. Ke Wang is the second author, who also made contributions. The corresponding author, Haoyu Kang, is responsible for the overall direction and planning of the study. We also thank the reviewers for their thoughtful and constructive feedback on this paper.

References

- [1] Yunfan Gao, Yun Xiong, Xinyu Gao, Kangxiang Jia, Jinliu Pan, Yuxi Bi, Yi Dai, Jiawei Sun, Meng Wang, and Haofen Wang. Retrieval-augmented generation for large language models: A survey, 2024.
- [2] Patrick Lewis, Ethan Perez, Aleksandra Piktus, Fabio Petroni, Vladimir Karpukhin, Naman Goyal, Heinrich Küttler, Mike Lewis, Wen tau Yih, Tim Rocktäschel, Sebastian Riedel, and Douwe Kiela. Retrieval-augmented generation for knowledge-intensive nlp tasks, 2021.
- [3] Yizheng Huang and Jimmy Huang. A survey on retrieval-augmented text generation for large language models, 2024.
- [4] Penghao Zhao, Hailin Zhang, Qinhan Yu, Zhengren Wang, Yunteng Geng, Fangcheng Fu, Ling Yang, Wentao Zhang, Jie Jiang, and Bin Cui. Retrieval-augmented generation for ai-generated content: A survey, 2024.
- [5] David Thulke, Nico Daheim, Christian Dugast, and Hermann Ney. Efficient retrieval augmented generation from unstructured knowledge for task-oriented dialog, 2021.
- [6] Hai-Long Nguyen, Yew-Kwong Woon, and Wee-Keong Ng. A survey on data stream clustering and classification. *Knowledge and information systems*, 45:535–569, 2015.
- [7] I. Ilin. Advanced rag techniques: An illustrated overview. <https://pub.towardsai.net/advanced-rag-techniques-an-illustrated-overview-04d193d8fec6>, 2023. Accessed: 2024-07-29.
- [8] Darren Edge, Ha Trinh, Newman Cheng, Joshua Bradley, Alex Chao, Apurva Mody, Steven Truitt, and Jonathan Larson. From local to global: A graph rag approach to query-focused summarization, 2024.

- [9] Noga Alon, Yossi Matias, and Mario Szegedy. The space complexity of approximating the frequency moments. *Journal of Computer and System Sciences*, 58(1):137–147, 1999.
- [10] Wikipedia contributors. Streaming algorithm — Wikipedia, the free encyclopedia, 2024. [Online; accessed 30-July-2024].
- [11] Jonathan A. Silva, Elaine R. Faria, Rodrigo C. Barros, Eduardo R. Hruschka, André C. P. L. F. de Carvalho, and João Gama. Data stream clustering: A survey. *ACM Comput. Surv.*, 46(1), jul 2013.
- [12] Carlos Ordonez. Clustering binary data streams with k-means. In *Proceedings of the 8th ACM SIGMOD Work- shop on Research Issues in Data Mining and Knowledge Discovery*, DMKD '03, page 1219, New York, NY, USA, 2003. Association for Computing Machinery.
- [13] Marcel R. Ackermann, Marcus Mürtens, Christoph Raupach, Kamil Swierkot, ChristianeLammersen, and Chris- tian Sohler. Streamkm++: A clustering algorithm for data streams. *ACM J. Exp. Algorithmics*, 17, may 2012.
- [14] Aoying Zhou, Feng Cao, Weining Qian, and Cheqing Jin. Tracking clusters in evolving data streams over sliding windows. *Knowl. Inf. Syst.*, 15(2):181214, may 2008.
- [15] Tian Zhang, Raghu Ramakrishnan, and Miron Livny. Birch: an efficient data clustering method for very large databases. *SIGMOD Rec.*, 25(2):103114, jun 1996.
- [16] Charu C. Aggarwal, Jiawei Han, Jianyong Wang, and Philip S. Yu. A framework for clustering evolving data streams. In *Proceedings of the 29th International Conference on Very Large DataBases - Volume 29*, VLDB '03, page 8192. VLDB Endowment, 2003.
- [17] Wicha Meesuksabai, Thanapat Kangkachit, and Kitsana Waiyamai. Hue-stream: Evolution-based clustering technique for heterogeneous data streams with uncertainty. In *International Conference on Advanced Data Mining and Applications*, 2011.
- [18] Feng Cao, Martin Ester, Weining Qian, and Aoying Zhou. Density-based clustering over an evolving data stream with noise. In *SDM*, 2006.
- [19] Dimitris K. Tasoulis, Gordon J. Ross, and Niall M. Adams. Visualising the cluster structure of data streams. In *International Symposium on Intelligent Data Analysis*, 2007.
- [20] Yixin Chen and Li Tu. Density-based clustering for real-time stream data. *KDD '07*, page 133142, New York, NY, USA, 2007. Association for Computing Machinery.
- [21] Li Wan, Wee Keong Ng, Xuan Hong Dang, Philip S. Yu, and Kuan Zhang. Density-based clustering of data streams at multiple resolutions. *ACM Trans. Knowl. Discov. Data*, 3(3), jul 2009.
- [22] Nam Hun Park and Won Suk Lee. Cell trees: An adaptive synopsis structure for clustering multi-dimensional on-linedata streams. *Data Knowledge Engineering*, 63(2):528–549, 2007.
- [23] Xuan Hong Dang, Vincent C. Lee, Wee Keong Ng, and Kok Leong Ong. Incremental and adaptive clustering stream data over sliding window. In *Proceedings of the 20th International Conference on Database and Expert Systems Applications*, DEXA '09, page 660674, Berlin, Heidelberg, 2009. Springer-Verlag.
- [24] Toby Smith and Daminda Alahakoon. Growing self-organizing map for online continuous clustering. In *IEEE Symposium on Foundations of Computational Intelligence*, 2009.
- [25] David P. Woodruff. New algorithms for heavy hitters in data streams, 2016.
- [26] J. Misra and David Gries. Finding repeated elements. *Science of Computer Programming*, 2(2):143–152, 1982.
- [27] Gurmeet Singh Manku and Rajeev Motwani. Approximate frequency counts over data streams. *Proc. VLDB Endow.*, 5:1699, 2012.
- [28] Ahmed A. Metwally, Divyakant Agrawal, and A. El Abbadi. Efficient computation of frequent and top-kele- ments in data streams. In *International Conference on Database Theory*, 2005.

- [29] Moses Charikar, Kevin Chen, and Martin Farach-Colton. Finding frequent items in data streams. *Theoretical Computer Science*, 312(1):3–15, 2004.
- [30] Graham Cormode and S. Muthukrishnan. An improved data stream summary: the count-min sketch and its applications. In *J. Algorithms*, 2004.
- [31] Yousra Chabchoub, Christine Fricker, and Hanene Mohamed. Analysis of a bloom filter algorithm via the supermarket model. *2009 21st International Teletraffic Congress*, pages 1–8, 2009.
- [32] Abhishek Kumar and Jun Xu. Sketch guided sampling - using on-line estimates of flow size for adaptive data collection. *Proceedings IEEE INFOCOM 2006. 25TH IEEE International Conference on Computer Communi- cations*, pages 1–11, 2006.
- [33] New York Times. New york times comments and articles dataset (2020), 2020.
- [34] Alireza Salemi and Hamed Zamani. Evaluating retrieval quality in retrieval-augmented generation, 2024.
- [35] Peter J. Rousseeuw. Silhouettes: A graphical aid to the interpretation and validation of cluster analysis. *Journal of Computational and Applied Mathematics*, 20:53–65, 1987.
- [36] Andrew McGregor. Graph stream algorithms: a survey. *SIGMOD Rec.*, 43(1):920, may 2014.