

A TREK RULE FOR THE LYAPUNOV EQUATION*

NIELS RICHARD HANSEN†

Abstract. The Lyapunov equation is a linear matrix equation characterizing the cross-sectional steady-state covariance matrix of a Gaussian Markov process. We show a new version of the trek rule for this equation, which links the graphical structure of the drift of the process to the entries of the steady-state covariance matrix. In general, the trek rule is a power series expansion of the covariance matrix, though for acyclic models it simplifies to a polynomial in the off-diagonal entries of the drift matrix. Using the trek rule we can give relatively explicit formulas for the entries of the covariance matrix for some special cases of the drift matrix. These results illustrate notable differences between covariance models entailed by the Lyapunov equation and those entailed by linear additive noise models. To further explore differences and similarities between these two model classes, we use the trek rule to derive a new lower bound for the marginal variances in the acyclic case. This sheds light on the phenomenon, well known for the linear additive noise model, that the variances in the acyclic case tend to increase along a topological ordering of the variables.

Key words. Gaussian Markov processes, graphical models, Lyapunov equation, treks

MSC codes. 15A24, 62A09

1. Introduction. With M any $d \times d$ matrix and C a $d \times d$ positive semidefinite matrix, we can define a Gaussian Markov process $(X_t)_{t \geq 0}$ on \mathbb{R}^d as a solution to the stochastic differential equation

$$(1.1) \quad dX_t = MX_t dt + C^{1/2} dW_t,$$

where W_t is a d -dimensional Brownian motion, see, e.g., [7] or Section 3.7 in [11]. We call M the *drift matrix* and C is called the *diffusion matrix* or the *volatility matrix*.

The Markov process has a steady-state distribution if and only if the matrix M is stable, that is, if and only if all eigenvalues of M have strictly negative real parts. In this case, the steady-state distribution is Gaussian with mean 0 and covariance matrix Σ , which is the unique solution to the (continuous) Lyapunov equation

$$(1.2) \quad M\Sigma + \Sigma M^T + C = 0,$$

see, e.g., [7, Theorem 2.12].

When the process is stationary, that is, when it is started in its (unique) Gaussian steady-state distribution $\mathcal{N}(0, \Sigma)$, with Σ solving (1.2), then the cross-sectional distribution of X_t is $\mathcal{N}(0, \Sigma)$ at any time t . Questions regarding estimation and identification of M and/or C from cross-sectional observations of the process were treated in [16] and [2].

The main contribution of this paper is a novel representation of Σ in terms of the drift and volatility matrices M and C . As briefly discussed below, there are many well known representations of the solution of (1.2), but we derive a novel trek rule that links the graphical structure of M to the entries of Σ . For linear additive noise models, such trek rules are well known and useful, see [15] and Section 4 in [3]. A special case of our general trek rule, valid for certain acyclic models, was recently

*

Funding: The author was supported by a research grant (NNF20OC0062897) from Novo Nordisk Fonden.

†Department of Mathematical Sciences, University of Copenhagen Universitetsparken 5, 2100 Copenhagen Ø, Denmark, (Niels.R.Hansen@math.ku.dk, <http://www.nrhstat.org>).

presented as Proposition 4.3 in [1], where it was used to characterize the conditional independencies that hold in the steady-state distribution. We will illustrate the use of the trek rule in Section 3 by giving a novel lower bound for the marginal variances in the acyclic case.

1.1. The Lyapunov equation. The Lyapunov equation (1.2) is a linear matrix equation. Using the kronecker product, we can rewrite it as

$$(1.3) \quad (M \otimes I + I \otimes M) \text{vec}(\Sigma) = -\text{vec}(C),$$

where I is the $d \times d$ identity matrix and $\text{vec}(A)$ denotes the vectorization of the matrix A . When M is stable, the $d^2 \times d^2$ matrix $(M \otimes I + I \otimes M)$ is invertible, and the unique solution to (1.3) is given by

$$(1.4) \quad \text{vec}(\Sigma) = -(M \otimes I + I \otimes M)^{-1} \text{vec}(C).$$

The representation (1.4) shows that Σ_{ij} is a rational function of the entries of M and C , but (1.4) is not very explicit, nor is it efficient for numerical computation of the solution. There is a vast literature on numerical methods for solving the Lyapunov equation efficiently, see, e.g., [13] for a review. See also [6] for a comprehensive treatment of the Lyapunov equation and its applications.

We will not be particularly concerned with numerical methods but rather with giving a new representation of the solution that is interpretable in terms of the graphical structure of the drift matrix M . To this end, we will use the well known integral representation of the solution given by

$$(1.5) \quad \Sigma = \int_0^\infty e^{tM} C e^{tM^T} dt.$$

Here, e^{tM} denotes the matrix exponential of tM , and the integral is understood as a matrix integral. It is convergent when M is stable. See [16] and the references therein for further details on the integral representation of the solution.

1.2. Graphs. We will represent the non-zero entries of the drift matrix M and the volatility matrix C by a mixed graph \mathcal{G} with nodes $[d] = \{1, \dots, d\}$, directed edges, \rightarrow , and blunt edges, \dashv . The blunt edges, introduced in [16, 9], will be used to represent the covariance structure of the noise process. In the literature on linear additive noise models, bidirected edges, rather than blunt edges, are conventionally used to represent the covariance structure of the noise. The primary reason for using a different notation is that a bidirected edge is also used to represent a common latent factor, and in the context of stochastic processes, a latent factor cannot in general be captured by a correlated noise process. See [9] for further details.

DEFINITION 1.1. *A pair of matrices (M, C) is compatible with a mixed graph \mathcal{G} if $m_{ji} \neq 0$ implies $i \rightarrow j$ and $c_{ij} \neq 0$ implies $i \dashv j$.*

Example 1.2. We consider the specific model with $d = 5$,

$$M = \begin{pmatrix} -1 & 0.5 & . & 0.2 & . \\ -1 & -1 & 0.2 & . & . \\ . & . & -1 & 0.5 & . \\ . & . & . & -1 & 1 \\ . & . & 1 & . & -1 \end{pmatrix} \quad \text{and} \quad C = \begin{pmatrix} 1 & . & . & . & . \\ . & 1 & . & . & . \\ . & . & 1 & . & . \\ . & . & . & 1 & . \\ . & . & . & . & 1 \end{pmatrix}.$$

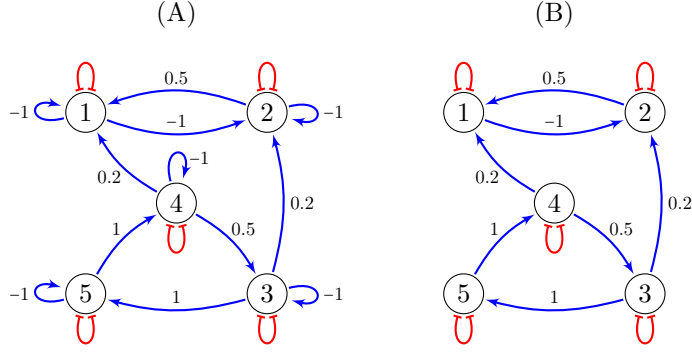


FIG. 1. Mixed graph (A) representing a model with $d = 5$ variables and with a diagonal C -matrix. The edge labels of the directed (blue) edges are the values of the non-zero entries in the M -matrix, while all the blunt (red) edges correspond to the diagonal entries of C all being 1. The mixed graph (B) is the same as (A) but with all directed self-loops removed. We call (B) the base graph of (A).

This pair (M, C) is compatible with the graph $\mathcal{G} = ([5], E)$ as given by (A) in Figure 1. The eigenvalues of M are

$$-0.206, -1 \pm 0.707i, \text{ and } -1.397 \pm 0.687i$$

with all real parts strictly negative, and M is thus stable. Solving the Lyapunov equation gives the steady-state covariance matrix

$$\Sigma = \begin{pmatrix} 0.496 & -0.091 & 0.123 & 0.207 & 0.151 \\ -0.091 & 0.594 & 0.013 & -0.038 & -0.005 \\ 0.123 & 0.013 & 0.838 & 0.676 & 0.647 \\ 0.207 & -0.038 & 0.676 & 1.412 & 0.912 \\ 0.151 & -0.005 & 0.647 & 0.912 & 1.147 \end{pmatrix}.$$

We use standard graph terminology, see, e.g., [8]. Specifically we let a walk be a sequence of (not necessarily unique) nodes where each node is connected to the next by an edge. A walk from i to j is directed if all edges are directed toward j . For example, in Figure 1 (A), the walk $1 \leftarrow 4 \leftarrow 4 \rightarrow 3 \rightarrow 5 \rightarrow 4$ is a walk from 1 to 4, and $3 \rightarrow 5 \rightarrow 5 \rightarrow 4 \rightarrow 1$ is a directed walk from 3 to 1.

We will by convention assume that a mixed graph includes all directed self-loops unless otherwise stated. It will, however, also be convenient to have a version of the graph with all directed self-loops removed, which we call the *base graph*.

DEFINITION 1.3. The base graph \mathcal{G}_0 of a mixed graph \mathcal{G} is obtained from \mathcal{G} by removing all directed self-loops.

In Figure 1 (B) we have the base graph of the mixed graph (A). A walk in the base graph is called a base walk. The walk $3 \rightarrow 5 \rightarrow 5 \rightarrow 4 \rightarrow 1$ in Figure 1 (A) is not a base walk due to the self-loop $5 \rightarrow 5$, while $1 \leftarrow 4 \leftarrow 4 \rightarrow 3 \rightarrow 5 \rightarrow 4$ is a base walk.

1.3. Linear additive noise models. It is instructive to compare and contrast our results for the Lyapunov equation with the well known results for linear additive noise models. In the linear additive noise model, the random variable $X \in \mathbb{R}^d$ is given as a solution to the equation

$$(1.6) \quad X = BX + \varepsilon,$$

where B is a $d \times d$ matrix with $B_{ii} = 0$ and ε has mean zero and covariance matrix Ω . Consequently, the covariance matrix, Σ , of X solves the equation

$$(1.7) \quad (I - B)\Sigma(I - B^T) = \Omega.$$

When $I - B$ is invertible, the solution is unique and given by $\Sigma = (I - B)^{-1}\Omega(I - B)^{-T}$. As the Lyapunov equation, the equation (1.7) is a linear matrix equation, and its solution yields a parametrization of the covariance matrix in terms of the entries of B and Ω . Zero-constraints on the entries of B and Ω can, moreover, be represented by a mixed graph according to Definition 1.1 just as for the Lyapunov equation. The covariance models entailed by the two equations are, however, quite different, though they also share some structural similarities.

2. Treks and trek rules. The trek rule for the solution of (1.7) is a well known power series representation of the entries Σ_{ij} in the covariance matrix in terms of the entries of B and Ω . We derive in this section a corresponding trek rule for the solution of the Lyapunov equation (1.2). To this end, we need to define treks in a mixed graphs.

DEFINITION 2.1. *A trek τ in a mixed graph \mathcal{G} is a walk of the form*

$$(2.1) \quad \tau : \underbrace{i \leftarrow \cdots \leftarrow i_1}_{n(\tau)} \leftarrow i_0 \mapsto j_0 \rightarrow \underbrace{j_1 \rightarrow \cdots \rightarrow j}_{m(\tau)}.$$

Here $n(\tau)$ and $m(\tau)$ denote the number of nodes to the left of i_0 and to the right of j_0 , respectively. Let $l(\tau) = n(\tau) + m(\tau)$.

The trek given by (2.1) is said to be a trek from i to j . The pair (i_0, j_0) is the *top* of the trek, and if $j_0 = i_0$ we refer to i_0 as the top. The nodes i_0, \dots, i and j_0, \dots, j are the *left-hand* and *right-hand* sides of the trek, respectively. The top nodes are connected by a blunt edge, possibly a blunt self-loop, while all other edges are directed. The left-hand side of the trek forms a directed walk from i_0 to i with $n(\tau) + 1$ nodes, and the right-hand side forms a directed walk from j_0 to j with $m(\tau) + 1$ nodes. It is possible for a trek to have $n(\tau) = m(\tau) = 0$, in which case the trek is just $i_0 \mapsto j_0$, which is possibly a blunt self-loop $i_0 \mapsto i_0$.

DEFINITION 2.2. *Let (M, C) be compatible with a mixed graph \mathcal{G} and let τ be a trek in \mathcal{G} with top (i_0, j_0) . The weight of the trek τ is the product of the edge weights along the trek, that is,*

$$\omega(M, C, \tau) = c_{i_0, j_0} \prod_{k \rightarrow l \in \tau} m_{lk}.$$

The walk $1 \leftarrow 4 \mapsto 4 \rightarrow 3 \rightarrow 5 \rightarrow 4$ in Figure 1 (A) is an example of a trek τ from 1 to 4 with top 4 and with weight $\omega(M, C, \tau) = 0.2 \cdot 1 \cdot 0.5 \cdot 1 \cdot 1 = 0.1$.

With the definitions above, suppose that (B, Ω) are compatible with a mixed graph \mathcal{G} and that B has spectral radius less than 1, then the trek rule for the linear additive noise model, with Σ the solution of (1.7), is

$$\Sigma_{ij} = \sum_{\tau \in \mathcal{T}(i, j)} \omega(B, \Omega, \tau),$$

where $\mathcal{T}(i, j)$ denotes the set of all treks from i to j in \mathcal{G} . See, e.g., Theorem 4.2 in [3] or Proposition 14.2.13 in [14]. The proof is a simple application of the Neumann series expansion of $(I - B)^{-1}$.

For the Lyapunov equation, the following variant of a trek rule was obtained as Proposition 2.2 in [16]: If (M, C) is compatible with the mixed graph \mathcal{G} , and M is stable and C is positive semidefinite, then the solution of the Lyapunov equation (1.2) is given by

$$(2.2) \quad \Sigma_{ij} = \lim_{s \rightarrow \infty} \sum_{\tau \in \mathcal{T}(i,j)} \kappa(s, \tau) \omega(M, C, \tau),$$

where $\kappa(s, \tau) = s^{l(\tau)+1} / ((l(\tau) + 1)n(\tau)!m(\tau)!)$ for any trek τ and $s \in \mathbb{R}$.

The series appearing in (2.2) is an infinite sum over all treks from i to j of the trek weights multiplied by the factors $\kappa(s, \tau)$ (not depending on M and C). Besides these factors, the series is similar to the classical trek rule. However, to obtain Σ_{ij} we have to take the limit $s \rightarrow \infty$ of the resulting sum. This makes the representation (2.2) somewhat clumsy and difficult to use and interpret.

The new trek rule that we give below essentially interchanges the summation and limit operation by a translation of M by the identity matrix I (and by possibly rescaling M). Throughout we will let

$$(2.3) \quad \Lambda = M + I.$$

Since the Lyapunov equation is invariant to rescaling, we can w.l.o.g. assume that Λ has spectral radius strictly smaller than 1 when M is stable. If not, we can always rescale M and C to ensure this without changing Σ .

PROPOSITION 2.3. *Let (M, C) be compatible with a mixed graph \mathcal{G} , and let M be stable and C be positive semidefinite. When $\Lambda = M + I$ has spectral radius strictly smaller than 1, the solution of the Lyapunov equation (1.2) is given by*

$$(2.4) \quad \Sigma_{ij} = \sum_{\tau \in \mathcal{T}(i,j)} 2^{-l(\tau)-1} \binom{l(\tau)}{n(\tau)} \omega(\Lambda, C, \tau),$$

where $\mathcal{T}(i, j)$ denotes the set of all treks from i to j in \mathcal{G} .

Proof. Using the series expansion of the exponential function we get

$$\begin{aligned} \Sigma &= \int_0^\infty e^{tM} C e^{tM^T} dt \\ &= \int_0^\infty e^{-2t} e^{t\Lambda} C e^{t\Lambda^T} dt \\ &= \int_0^\infty \sum_{n=0}^\infty \sum_{m=0}^\infty \frac{e^{-2t} t^n t^m}{n!m!} \Lambda^n C (\Lambda^m)^T dt \\ &= \sum_{n=0}^\infty \sum_{m=0}^\infty \Lambda^n C (\Lambda^m)^T \frac{1}{n!m!} \int_0^\infty t^{n+m} e^{-2t} dt \\ &= \sum_{n=0}^\infty \sum_{m=0}^\infty \Lambda^n C (\Lambda^m)^T \frac{2^{-n-m-1} \Gamma(n+m+1)}{n!m!} \\ &= \sum_{n=0}^\infty \sum_{m=0}^\infty \Lambda^n C (\Lambda^m)^T 2^{-n-m-1} \binom{n+m}{n}. \end{aligned}$$

Here we have used the assumption on the spectral radius to justify the interchange of the integration and summation in the fourth line.

Since \mathcal{G} , by convention, includes all directed self-loops, (Λ, C) is also compatible with \mathcal{G} . The trek representation follows by taking the ij -th entry above and noting that

$$(\Lambda^n C (\Lambda^m)^T)_{ij}$$

is precisely the sum over all trek weights, $\omega(\Lambda, C, \tau)$, for treks τ from i to j with $n+1$ nodes on the left-hand side and $m+1$ nodes on the right-hand side. \square

The trek weights are monomials in the M and C coefficients, and (2.4) provides a (generally infinite) power series representation of the covariances in terms of these coefficients. Some factors in the monomials are the diagonal entries $\Lambda_{ii} = m_{ii} + 1$, while the remaining factors are off-diagonal entries of Λ (that coincide with off-diagonal entries of M) and entries of C . It is possible, as we will show, to derive a trek rule where the contributions from the the diagonal entries are separated from the off-diagonal entries.

Recall that the mixed graph \mathcal{G} is assumed to include all directed self-loops, while the base graph \mathcal{G}_0 is obtained by removing the directed self-loops. A base trek is then a trek in the base graph \mathcal{G}_0 , and it is a trek without any self-loops. Any trek in \mathcal{G} can be regarded as a base trek combined with a total of $\alpha_1, \dots, \alpha_d \geq 0$ self-loops on the left-hand side and $\beta_1, \dots, \beta_d \geq 0$ self-loops on the right-hand side. Here α_i and β_i denote the total number of self-loops for node i present in the trek on the left- and right-hand side, respectively. If node i is not present in the left-hand side of the base trek, say, then $\alpha_i = 0$. If node i is present once in the left-hand side of the base trek, then α_i denotes the number of self-loops at that position. If node i is present more than once in the left-hand side of the base trek, then the total number of self-loops α_i can be distributed in several ways among the different positions of node i .

For a base trek, τ , in \mathcal{G}_0 and multiindices $\alpha, \beta \in \mathbb{N}_0^d$ we define $\rho(\tau, \alpha, \beta)$ as the number of ways the α and β self-loops can be positioned along the trek. If the base trek τ does not contain repeated nodes in its left- or right-hand sides, $\rho(\tau, \alpha, \beta) \in \{0, 1\}$, but when τ contains repeated nodes, it is possible that $\rho(\tau, \alpha, \beta) > 1$. Define also

$$\alpha_{\bullet} = \sum_{i=1}^d \alpha_i$$

and similarly for β .

DEFINITION 2.4. For $\lambda_1, \dots, \lambda_d \in (-1, 1)$ and a base trek τ define

$$(2.5) \quad D(\lambda_1, \dots, \lambda_d, \tau) = \sum_{\alpha, \beta \in \mathbb{N}_0^d} \rho(\tau, \alpha, \beta) \binom{l(\tau) + \alpha_{\bullet} + \beta_{\bullet}}{n(\tau) + \alpha_{\bullet}} \prod_{i=1}^d \left(\frac{\lambda_i}{2} \right)^{\alpha_i + \beta_i}.$$

It may not be obvious that the series in (2.5) converges. Its absolute convergence does, however, follow from Corollary 2.5 below by taking $C = I$ and letting $m_{ii} \in [-1, 0)$ and $m_{ij} = \varepsilon$ for $i \neq j$ for a small $\varepsilon > 0$. Then $M + I$ has spectral radius strictly smaller than 1 by Perron-Frobenius theory, and $D(m_{11} + 1, \dots, m_{dd} + 1, \tau) < \infty$ for all base treks τ in the complete graph since (2.7) below is finite and all terms in that sum are positive.

COROLLARY 2.5. Let (M, C) be compatible with a mixed graph \mathcal{G} , and let M be stable and C be positive semidefinite. If $\Lambda = M + I$ has spectral radius strictly smaller

than 1 and $\Lambda_{ii} = m_{ii} + 1 \in (-1, 1)$,

$$(2.6) \quad \Sigma_{ij} = \sum_{\tau \in \mathcal{T}_0(i,j)} 2^{-l(\tau)-1} D(\Lambda_{11}, \dots, \Lambda_{dd}, \tau) \omega(\Lambda, C, \tau)$$

$$(2.7) \quad = \sum_{\tau \in \mathcal{T}_0(i,j)} 2^{-l(\tau)-1} D(m_{11} + 1, \dots, m_{dd} + 1, \tau) \omega(M, C, \tau),$$

where $\mathcal{T}_0(i, j)$ denotes the set of all treks from i to j in the base graph \mathcal{G}_0 of \mathcal{G} . In the special case where $m_{ii} = -1$ for all i , then

$$(2.8) \quad \Sigma_{ij} = \sum_{\tau \in \mathcal{T}_0(i,j)} 2^{-l(\tau)-1} \binom{l(\tau)}{n(\tau)} \omega(M, C, \tau).$$

Proof. The formula (2.6) follows by splitting the sum (2.4) into an outer sum over the base treks and an inner sum over self-loops. Specifically,

$$\begin{aligned} \Sigma_{ij} &= \sum_{\tau \in \mathcal{T}(i,j)} 2^{-l(\tau)-1} \binom{l(\tau)}{n(\tau)} \omega(\Lambda, C, \tau) \\ &= \sum_{\tau \in \mathcal{T}_0(i,j)} \sum_{\alpha, \beta \in \mathbb{N}_0^d} \rho(\tau, \alpha, \beta) 2^{-l(\tau)-\alpha \cdot \beta - 1} \binom{l(\tau) + \alpha \cdot \beta}{n(\tau) + \alpha \cdot \beta} \prod_{i=1}^d \Lambda_{ii}^{\alpha_i + \beta_i} \omega(\Lambda, C, \tau) \\ &= \sum_{\tau \in \mathcal{T}_0(i,j)} 2^{-l(\tau)-1} \left(\sum_{\alpha, \beta \in \mathbb{N}_0^d} \rho(\tau, \alpha, \beta) \binom{l(\tau) + \alpha \cdot \beta}{n(\tau) + \alpha \cdot \beta} \prod_{i=1}^d \left(\frac{\Lambda_{ii}}{2} \right)^{\alpha_i + \beta_i} \right) \omega(\Lambda, C, \tau) \\ &= \sum_{\tau \in \mathcal{T}_0(i,j)} 2^{-l(\tau)-1} D(\Lambda_{11}, \dots, \Lambda_{dd}, \tau) \omega(\Lambda, C, \tau). \end{aligned}$$

Moreover, (2.7) follows by noting that $\Lambda_{ii} = m_{ii} + 1$ and that $\omega(\Lambda, C, \tau) = \omega(M, C, \tau)$ for any base trek τ . Finally, if $m_{ii} = -1$ then $\Lambda_{ii} = m_{ii} + 1 = 0$ for $i = 1, \dots, d$, and since

$$D(0, \dots, 0, \tau) = \binom{l(\tau)}{n(\tau)}$$

for all τ , (2.8) follows from (2.7). \square

Note that for a base trek, the monomial $\omega(M, C, \tau)$ does not depend on the diagonal elements of M , and (2.7) provides a certain disentanglement of how the total covariance depends on the self-loop coefficients and the other edge coefficients.

Example 2.6. To illustrate the trek rule we revisit Example 1.2, specifically the entry $\Sigma_{13} = 0.123$. Note that $m_{ii} = -1$ for all i . Table 1 lists all 12 base treks from 1 to 3 in the base graph (B) in Figure 1 with $l(\tau) \leq 5$ together with their corresponding trek weights and term values contributing to Σ_{13} in the sum (2.8).

We see from Table 1 that

$$\sum_{\tau \in \mathcal{T}_0(1,3): l(\tau) \leq 5} 2^{-l(\tau)-1} \binom{l(\tau)}{n(\tau)} \omega(M, C, \tau) = 0.07890625,$$

which is still a bit from the limit value $\Sigma_{13} = 0.123$. Proceeding up to $l(\tau) = 10$ gives 74 base treks, and the sum of the corresponding terms is 0.10992737, while the sum of the 515 terms with $l(\tau) \leq 20$ is 0.12127330, which is accurate up to the second decimal. The purpose of this example is *not* to claim that the trek rule is useful

Trek	ω	ω factorization	l	n	$2^{-l-1} \binom{l}{n} \cdot \omega$	Term value
$1 \leftarrow 4 \mapsto 4 \rightarrow 3$	0.1	$0.2 \cdot 0.5$	2	1	$2^{-3} \cdot \binom{2}{1} \cdot 0.1$	0.02500000
$1 \leftarrow 2 \leftarrow 3 \mapsto 3$	0.1	$0.5 \cdot 0.2$	2	2	$2^{-3} \cdot \binom{2}{2} \cdot 0.1$	0.01250000
$1 \leftarrow 4 \leftarrow 5 \leftarrow 3 \mapsto 3$	0.2	$0.2 \cdot 1 \cdot 1$	3	3	$2^{-4} \cdot \binom{3}{3} \cdot 0.2$	0.01250000
$1 \leftarrow 2 \leftarrow 1 \leftarrow 2 \leftarrow 3 \mapsto 3$	-0.05	$0.5 \cdot (-1) \cdot 0.5 \cdot 0.2$	4	4	$2^{-5} \cdot \binom{4}{4} \cdot (-0.05)$	-0.00156250
$1 \leftarrow 2 \leftarrow 1 \leftarrow 4 \mapsto 4 \rightarrow 3$	-0.05	$0.5 \cdot (-1) \cdot 0.2 \cdot 0.5$	4	3	$2^{-5} \cdot \binom{4}{3} \cdot (-0.05)$	-0.00625000
$1 \leftarrow 2 \leftarrow 3 \leftarrow 4 \mapsto 4 \rightarrow 3$	0.025	$0.5 \cdot 0.2 \cdot 0.5 \cdot 0.5$	4	3	$2^{-5} \cdot \binom{4}{3} \cdot 0.025$	0.00312500
$1 \leftarrow 4 \leftarrow 5 \mapsto 5 \rightarrow 4 \rightarrow 3$	0.1	$0.2 \cdot 1 \cdot 1 \cdot 0.5$	4	2	$2^{-5} \cdot \binom{4}{2} \cdot 0.1$	0.01875000
$1 \leftarrow 2 \leftarrow 3 \leftarrow 4 \leftarrow 5 \leftarrow 3 \mapsto 3$	0.05	$0.5 \cdot 0.2 \cdot 1 \cdot 1 \cdot 0.5$	5	5	$2^{-6} \cdot \binom{5}{5} \cdot 0.05$	0.00078125
$1 \leftarrow 2 \leftarrow 1 \leftarrow 4 \leftarrow 5 \leftarrow 3 \mapsto 3$	-0.1	$0.5 \cdot (-1) \cdot 0.2 \cdot 1 \cdot 1$	5	5	$2^{-6} \cdot \binom{5}{5} \cdot (-0.1)$	-0.00156250
$1 \leftarrow 4 \leftarrow 5 \leftarrow 3 \leftarrow 4 \mapsto 4 \rightarrow 3$	0.05	$0.2 \cdot 1 \cdot 1 \cdot 0.5 \cdot 0.5$	5	4	$2^{-6} \cdot \binom{5}{4} \cdot 0.05$	0.00390625
$1 \leftarrow 2 \leftarrow 3 \mapsto 3 \rightarrow 5 \rightarrow 4 \rightarrow 3$	0.05	$0.5 \cdot 0.2 \cdot 1 \cdot 1 \cdot 0.5$	5	2	$2^{-6} \cdot \binom{5}{2} \cdot 0.05$	0.00781250
$1 \leftarrow 4 \mapsto 4 \rightarrow 3 \rightarrow 5 \rightarrow 4 \rightarrow 3$	0.05	$0.2 \cdot 0.5 \cdot 1 \cdot 1 \cdot 0.5$	5	1	$2^{-6} \cdot \binom{5}{1} \cdot 0.05$	0.00390625
Total						0.07890625

TABLE 1

Base treks τ with $l = l(\tau) \leq 5$ in Figure 1 (B) and their corresponding weights $\omega = \omega(M, C, \tau)$ and term values $2^{-l-1} \binom{l}{n} \cdot \omega$ in the sum (2.8).

for computing the solution of the Lyapunov equation in the general case. On the contrary, there is quite a lot of bookkeeping involved in computing the treks and the corresponding terms in the sum, and you may need a fairly large number of terms to get an accurate finite sum approximation. The purpose of the example is rather to illustrate how the trek rule breaks down the total covariance into contributions from the individual treks, with each term being a monomial in the edge coefficients.

3. Acyclic models. If the directed part of the base graph \mathcal{G}_0 is acyclic, and thus a DAG, we say that the model given by M and C is acyclic. Choosing any topological order of the nodes will make the M -matrix lower triangular. We assume throughout this section that the model is acyclic and that the nodes $1, \dots, d$ are ordered in a topological order such that M is lower triangular, that is,

$$M = \begin{pmatrix} m_{11} & . & . & \dots & . \\ m_{21} & m_{22} & . & \dots & . \\ m_{31} & m_{32} & m_{33} & \dots & . \\ \vdots & \vdots & \vdots & \ddots & \vdots \\ m_{d1} & m_{d2} & m_{d3} & \dots & m_{dd} \end{pmatrix}.$$

The diagonal entries of M are then the eigenvalues, and M is stable if and only $m_{ii} < 0$ for all i . By rescaling, we can assume that $m_{ii} \in [-1, 0)$ for all i so that $\Lambda_{ii} = m_{ii} + 1 \in [0, 1)$, in which case Λ also has spectral radius strictly less than 1.

For an acyclic model any base trek has no nodes repeated on either side (though the same node can be present once on the left- and once on the right-hand side). This means that $\rho(\tau, \alpha, \beta) \in \{0, 1\}$, and if we define

$$\mathcal{N}(\tau) = \{(\alpha, \beta) \in \mathbb{N}_0^d \times \mathbb{N}_0^d \mid \rho(\tau, \alpha, \beta) = 1\}$$

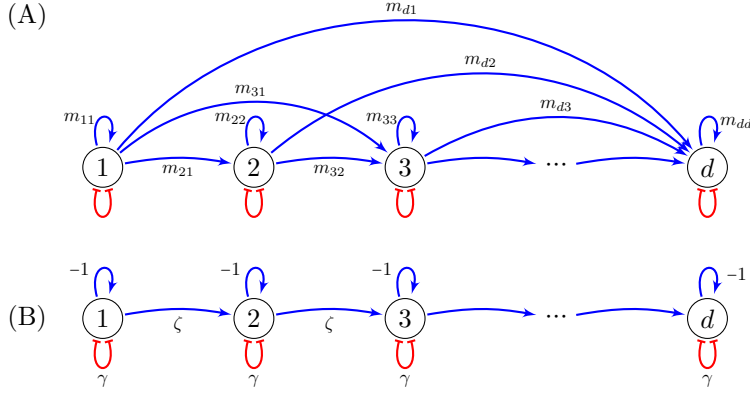


FIG. 2. The mixed graph (A) for a general acyclic model with the nodes in a topological order, and the mixed graph (B) for the specific model in Example 3.1.

then

$$(3.1) \quad D(m_{11} + 1, \dots, m_{dd} + 1, \tau) = \sum_{(\alpha, \beta) \in \mathcal{N}(\tau)} \binom{l(\tau) + \alpha_{\bullet} + \beta_{\bullet}}{n(\tau) + \alpha_{\bullet}} \prod_{i=1}^d \left(\frac{m_{ii} + 1}{2} \right)^{\alpha_i + \beta_i}.$$

The expression (3.1) does not appear to simplify further in general. However, if all the diagonal entries of M are equal, in which case we can assume them all equal to -1 by rescaling, the trek rule simplifies to (2.8). This special case is effectively the same as Proposition 4.3 in [1], which was obtained directly by an induction argument.

For any acyclic model, the directed part of \mathcal{G}_0 forms a DAG, and there are no loops but self-loops in \mathcal{G} . The number of base treks from i to j is thus finite, and (2.7) gives a *finite* sum representation of Σ_{ij} . That is, the representation (2.7) is a polynomial in the off-diagonal entries of M and the entries of C .

Example 3.1 (Path model). Suppose $m_{ii} = -1$, $m_{(i+1)i} = \zeta \in \mathbb{R}$ and $c_{ii} = \gamma \geq 0$. All other entries are 0. That is

$$M = \begin{pmatrix} -1 & . & . & \dots & . & . \\ \zeta & -1 & . & \dots & . & . \\ . & \zeta & -1 & \dots & . & . \\ \vdots & \vdots & \vdots & \ddots & \vdots & \vdots \\ . & . & . & \dots & -1 & . \\ . & . & . & \dots & \zeta & -1 \end{pmatrix} \quad \text{and} \quad C = \begin{pmatrix} \gamma & . & . & \dots & . & . \\ . & \gamma & . & \dots & . & . \\ . & . & \gamma & \dots & . & . \\ \vdots & \vdots & \vdots & \ddots & \vdots & \vdots \\ . & . & . & \dots & \gamma & . \\ . & . & . & \dots & . & \gamma \end{pmatrix}.$$

The mixed graph for this model is shown in Figure 2 (B). We have $\Lambda_{(i+1)i} = \zeta$ and all other entries of Λ are 0. The only base treks from i to j have top $i_0 \leq \min\{i, j\}$ and are of the form

$$\tau : i \leftarrow i-1 \leftarrow \dots \leftarrow i_0 + 1 \leftarrow i_0 \rightarrow i_0 + 1 \rightarrow \dots \rightarrow j-1 \rightarrow j,$$

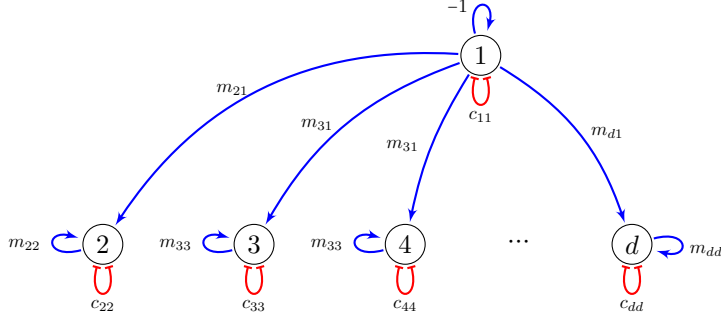


FIG. 3. The mixed graph for the factor model in Example 3.2.

for which $n(\tau) = i - i_0$, $m(\tau) = j - i_0$, $l(\tau) = i + j - 2i_0$. This shows that

$$\begin{aligned} \Sigma_{ij} &= \sum_{i_0=1}^{\min\{i,j\}} 2^{2i_0-i-j-1} \binom{i+j-2i_0}{i-i_0} \zeta^{i+j-2i_0} \gamma \\ (3.2) \quad &= \frac{\gamma}{2} \left(\frac{\zeta}{2}\right)^{i+j} \sum_{i_0=1}^{\min\{i,j\}} \left(\frac{4}{\zeta^2}\right)^{i_0} \binom{i+j-2i_0}{i-i_0}. \end{aligned}$$

We see that $\Sigma_{i1} = \Sigma_{1i} = \gamma/2(\zeta/2)^{i-1}$, and by induction the following recursion holds for $i, j > 1$:

$$(3.3) \quad \Sigma_{ij} = \frac{\zeta}{2} \Sigma_{i-1,j} + \frac{\zeta}{2} \Sigma_{i,j-1} + \frac{\gamma}{2} \delta_{ij},$$

where δ_{ij} is the Kronecker delta.

If we take $\zeta = \gamma = 2$, we get the simple expression

$$(3.4) \quad \Sigma_{ij} = \sum_{i_0=1}^{\min\{i,j\}} \binom{i+j-2i_0}{i-i_0},$$

involving only a sum of binomial coefficients. Then $\Sigma_{i1} = \Sigma_{1i} = 1$, the recursion is

$$\Sigma_{ij} = \Sigma_{i-1,j} + \Sigma_{i,j-1} + \delta_{ij},$$

and the corresponding covariance matrix becomes

$$(3.5) \quad \Sigma = \begin{pmatrix} 1 & 1 & 1 & 1 & 1 & \dots \\ 1 & 3 & 4 & 5 & 6 & \dots \\ 1 & 4 & 9 & 14 & 20 & \dots \\ 1 & 5 & 14 & 29 & 49 & \dots \\ 1 & 6 & 20 & 49 & 99 & \dots \\ \vdots & \vdots & \vdots & \vdots & \vdots & \ddots \end{pmatrix}$$

with the anti-diagonal elements being similar to Pascal's triangle except that an extra 1 is added to the diagonal. This is OEIS A013580.

Example 3.2 (Factor model). Another simple acyclic model is the factor model with $m_{11} = -1$, $m_{ii} \in [-1, 0)$ for $i = 2, \dots, d$, C diagonal, and the only possible off-

diagonal non-zero entries of M being m_{i1} for $i = 2, \dots, d$. That is,

$$M = \begin{pmatrix} -1 & . & . & \dots & . \\ m_{21} & m_{22} & . & \dots & . \\ m_{31} & . & m_{33} & \dots & . \\ \vdots & \vdots & \vdots & \ddots & \vdots \\ m_{d1} & . & . & \dots & m_{dd} \end{pmatrix} \quad \text{and} \quad C = \begin{pmatrix} c_{11} & . & . & \dots & . \\ . & c_{22} & . & \dots & . \\ . & . & c_{33} & \dots & . \\ \vdots & \vdots & \vdots & \ddots & \vdots \\ . & . & . & \dots & c_{dd} \end{pmatrix}.$$

The mixed graph for this model is shown in Figure 3. The only base treks are of the form $i \mapsto i$ and $i \leftarrow 1 \mapsto 1 \rightarrow j$ for $i, j > 1$. Using (2.7) we get for $i, j > 1$ that

$$(3.6) \quad \Sigma_{ij} = \begin{cases} d_i^0 c_{ii} + d_{ii} m_{i1}^2 c_{11} & \text{if } i = j \\ d_{ij} m_{i1} m_{j1} c_{11} & \text{if } i \neq j. \end{cases}$$

where

$$\begin{aligned} d_i^0 &= 2^{-1} D(0, m_{22} + 1, \dots, m_{dd} + 1, i \mapsto i) \\ d_{ij} &= 2^{-3} D(0, m_{22} + 1, \dots, m_{dd} + 1, i \leftarrow 1 \mapsto 1 \rightarrow j). \end{aligned}$$

A somewhat tedious computation, similar to one given in the proof of Proposition 3.3, shows that $d_i^0 = -1/(2m_{ii})$ and

$$(3.7) \quad d_{ij} = \frac{1}{2} \frac{m_{ii} + m_{jj} - 2}{(1 - m_{ii})(1 - m_{jj})(m_{ii} + m_{jj})} > 0.$$

Another way to write the off-diagonal entries is

$$(3.8) \quad \Sigma_{ij} = \left(\frac{1}{2} - \frac{1}{m_{ii} + m_{jj}} \right) \frac{m_{i1}}{1 - m_{ii}} \frac{m_{j1}}{1 - m_{jj}} c_{11} \quad i, i > 1, i \neq j,$$

which reveals that the model does not generally have the same low-rank structure as the classical one-factor model based on linear additive noise. Indeed, the tetrad $\Sigma_{ij}\Sigma_{kl} - \Sigma_{il}\Sigma_{jk}$ is non-zero unless $(m_{ii} + m_{jj})(m_{kk} + m_{ll}) = (m_{ii} + m_{ll})(m_{jj} + m_{kk})$, see [5, 4] for further details on algebraic invariants for factor models. It is an open problem to characterize invariants for factor models based on the Lyapunov equation.

3.1. Lower bound. Consider an *acyclic* linear additive noise model with the nodes in a topological order such that

$$B = \begin{pmatrix} 0 & . & . & \dots & . \\ \beta_{21} & 0 & . & \dots & . \\ \beta_{31} & \beta_{32} & 0 & \dots & . \\ \vdots & \vdots & \vdots & \ddots & \vdots \\ \beta_{d1} & \beta_{d2} & \beta_{d3} & \dots & 0 \end{pmatrix} = \begin{pmatrix} B_{11} & 0 \\ B_{d1} & 0 \end{pmatrix},$$

where $B_{d1} = (\beta_{d1}, \dots, \beta_{d(d-1)})$ is the last column of B . It then follows directly from (1.6) that for the acyclic linear additive noise model,

$$(3.9) \quad \Sigma_{dd} = \Omega_{dd} + B_{d1}\Sigma_{11}(B_{d1})^T,$$

where Σ_{11} is the covariance matrix of $(X_1, \dots, X_{d-1})^T$.

By (3.9) the marginal variance of the last node d is decomposed into the variance of the residual error ε_d and the variance propagated forward from all parents of d . As these parents have variances that again decompose into residual error variances

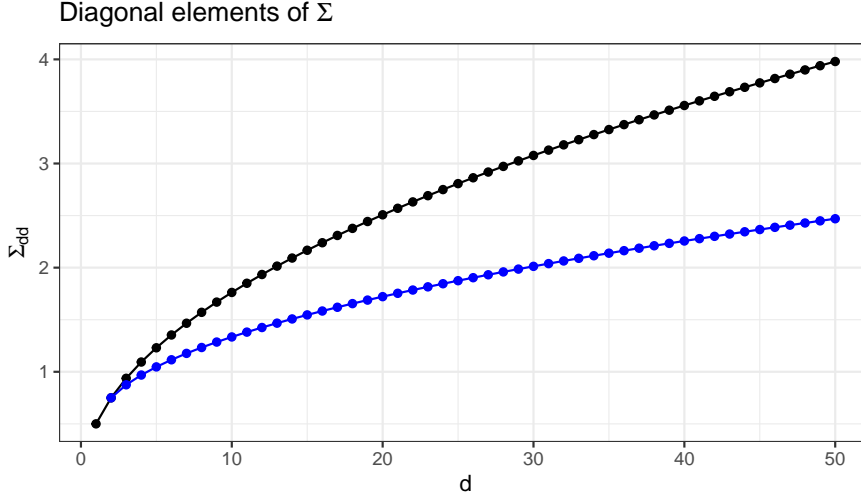


FIG. 4. The variance Σ_{dd} in Example 3.4 given by (3.11) as a function of d (black) and the lower bound given by (3.12) (blue).

and the variances propagated from their parents, the marginal variances Σ_{ii} tend to increase along the topological order of the nodes. Reisach et al. [12] introduced *varsortability* as a measure that captures this phenomenon, and they demonstrated that commonly used simulation models typically have marginal variances that increase along the topological order. In this case, the topological order can be identified from the order of the marginal variances. See also [10] for related ideas.

In this section we explore if a similar phenomenon holds for the solution of the Lyapunov equation in the acyclic case, and we will, in particular, investigate if the variance Σ_{dd} has a decomposition similar to (3.9). Specifically, we derive a lower bound on Σ_{dd} in terms of the other (co)variances, which is similar to the identity (3.9). To state the result, we write the matrices M and Σ in block form as

$$M = \begin{pmatrix} M_{11} & 0 \\ M_{d1} & m_{dd} \end{pmatrix} \quad \text{and} \quad \Sigma = \begin{pmatrix} \Sigma_{11} & \Sigma_{1d} \\ \Sigma_{d1} & \Sigma_{dd} \end{pmatrix},$$

where M_{11} is a $(d-1) \times (d-1)$ matrix, and M_{d1} is a $(d-1)$ -dimensional row vector, and similarly for Σ .

PROPOSITION 3.3. *Let M be a lower triangular matrix with $m_{ii} \in [-1, 0)$ and $m_{ij} \geq 0$ for $j < i$, and let C be a diagonal positive semidefinite matrix. With Σ the solution of the Lyapunov equation, the following lower bound holds for the marginal variance of node d :*

$$(3.10) \quad \Sigma_{dd} \geq -\frac{c_{dd}}{2m_{dd}} + \frac{1}{2}M_{d1}\Sigma_{11}(M_{d1})^T.$$

The proof is given in Section 3.2. Note that (3.10) does not hold generally if the off-diagonal entries m_{ij} are allowed to be negative.

Example 3.4. To illuminate what the lower bound in Proposition 3.3 says, and to illustrate the phenomenon that marginal variances tend to increase along the topological order, we reconsider the simple acyclic model from Example 3.1 with $\zeta = \gamma = 1$.

Then

$$(3.11) \quad \Sigma_{ij} = 2^{-i-j-1} \sum_{i_0=1}^{\min\{i,j\}} 4^{i_0} \binom{i+j-2i_0}{i-i_0}.$$

Figure 4 shows the variance Σ_{dd} as a function of d . It is monotonely increasing, which is not surprising since the sink node d accumulates the variances from all other nodes.

To compare Σ_{dd} to the lower bound in (3.10) we first derive a slightly different representation of Σ_{dd} . From (3.2) we have

$$\begin{aligned} \Sigma_{dd} &= 2^{-2d-1} \sum_{i_0=1}^d 4^{i_0} \binom{2d-2i_0}{d-i_0} \\ &= \frac{1}{2} + 2^{-2d-1} \sum_{i_0=1}^{d-1} 4^{i_0} \binom{2d-2i_0}{d-i_0} \\ &= \frac{1}{2} + 2^{-2(d-1)-1} 2^{-2} \sum_{i_0=1}^{d-1} 4^{i_0} \frac{(2d-2i_0)(2d-2i_0-1)}{(d-i_0)^2} \binom{2(d-1)-2i_0}{d-1+i_0} \\ &= \frac{1}{2} + 2^{-2(d-1)-1} \sum_{i_0=1}^{d-1} 4^{i_0} \left(1 - \frac{1}{2(d-i_0)} \right) \binom{2(d-1)-2i_0}{d-1+i_0}. \end{aligned}$$

The second term above is $\Sigma_{(d-1)(d-1)}$ except from the factors $(1 - 1/(2(d-i_0)))$ within the sum. Observe that

$$\frac{1}{2} \leq \left(1 - \frac{1}{2(d-i_0)} \right) < 1,$$

with the factor being equal to $1/2$ for $i_0 = d-1$. This shows that

$$\frac{1}{2} + \frac{1}{2} \Sigma_{(d-1)(d-1)} \leq \Sigma_{dd} < \frac{1}{2} + \Sigma_{(d-1)(d-1)}.$$

To compute the lower bound in (3.10), we first note that $m_{dd} = -1$ and $c_{dd} = 1$, thus

$$-\frac{c_{dd}}{2m_{dd}} = \frac{1}{2}.$$

Moreover, $M_{d1} = (0, 0, \dots, 1)$, thus $M_{d1} \Sigma_{11} (M_{d1})^T = \Sigma_{(d-1)(d-1)}$. This shows that the lower bound in (3.10) is indeed

$$(3.12) \quad \Sigma_{dd} \geq \frac{1}{2} + \frac{1}{2} \Sigma_{(d-1)(d-1)},$$

as we also found above. The computations in this example show that we cannot in general replace the factor $1/2$ in the bound by a larger constant, and certainly not by 1. The lower bound is also shown in Figure 4.

3.2. Proof of Proposition 3.3. Before giving the proof, we will need a few auxiliary results.

DEFINITION 3.5. For $a, b \in \mathbb{N}_0$ and $|z| < 1/2$ define

$$(3.13) \quad H(a, b, z) = \sum_{n, m \in \mathbb{N}_0} \frac{(a+b+1)_{n+m+2}}{(a+1)_{n+1} (b+1)_{m+1}} z^{n+m}.$$

Here $(a)_n = a(a+1) \cdots (a+n-1)$ denotes the rising Pochhammer symbol.

PROPOSITION 3.6. *Let $\tau = d \leftarrow \tilde{\tau} \rightarrow d$ be a base trek from d to d . Then*

$$D(\lambda_1, \dots, \lambda_d, \tau) = \sum_{\alpha, \beta \in \mathcal{N}(\tilde{\tau})} H\left(n(\tilde{\tau}) + \alpha_\bullet, m(\tilde{\tau}) + \beta_\bullet, \frac{\lambda_d}{2}\right) \binom{l(\tilde{\tau}) + \alpha_\bullet + \beta_\bullet}{n(\tilde{\tau}) + \alpha_\bullet} \prod_{i=1}^{d-1} \left(\frac{\lambda_i}{2}\right)^{\alpha_i + \beta_i}.$$

Proof. By Definition 2.4 we have

$$\begin{aligned} D(\lambda_1, \dots, \lambda_d, \tau) &= \sum_{\alpha, \beta \in \mathcal{N}(\tau)} \binom{l(\tau) + \alpha_\bullet + \beta_\bullet}{n(\tau) + \alpha_\bullet} \prod_{i=1}^d \left(\frac{\lambda_i}{2}\right)^{\alpha_i + \beta_i} \\ &= \sum_{\alpha, \beta \in \mathcal{N}(\tilde{\tau})} \sum_{\alpha_d, \beta_d \in \mathbb{N}_0} \binom{l(\tilde{\tau}) + \alpha_\bullet + \beta_\bullet + \alpha_d + \beta_d + 2}{n(\tilde{\tau}) + \alpha_\bullet + \alpha_d + 1} \prod_{i=1}^d \left(\frac{\lambda_i}{2}\right)^{\alpha_i + \beta_i} \end{aligned}$$

Recall that $l(\tilde{\tau}) = n(\tilde{\tau}) + m(\tilde{\tau})$, so with $a = n(\tilde{\tau}) + \alpha_\bullet$ and $b = m(\tilde{\tau}) + \beta_\bullet$ we have the following identity for the binomial coefficient

$$\begin{aligned} \binom{l(\tilde{\tau}) + \alpha_\bullet + \beta_\bullet + \alpha_d + \beta_d + 2}{n(\tilde{\tau}) + \alpha_\bullet + \alpha_d + 1} &= \binom{a + b + \alpha_d + \beta_d + 2}{a + \alpha_d + 1} \\ &= \frac{(a + b + \alpha_d + \beta_d + 2)!}{(a + \alpha_d + 1)!(b + \beta_d + 1)!} \\ &= \frac{(a + b + 1)_{\alpha_d + \beta_d + 2}}{(a + 1)_{\alpha_d + 1}(b + 1)_{\beta_d + 1}} \frac{(a + b)!}{a!b!} \\ &= \frac{(a + b + 1)_{\alpha_d + \beta_d + 2}}{(a + 1)_{\alpha_d + 1}(b + 1)_{\beta_d + 1}} \binom{l(\tilde{\tau}) + \alpha_\bullet + \beta_\bullet}{n(\tilde{\tau}) + \alpha_\bullet}. \end{aligned}$$

Plugging this into the sum above and using the definition of H in (3.13) gives

$$\begin{aligned} D(\lambda_1, \dots, \lambda_d, \tau) &= \sum_{\alpha, \beta \in \mathcal{N}(\tilde{\tau})} \sum_{\alpha_d, \beta_d \in \mathbb{N}_0} \frac{(a + b + 1)_{\alpha_d + \beta_d + 2}}{(a + 1)_{\alpha_d + 1}(b + 1)_{\beta_d + 1}} \left(\frac{\lambda_d}{2}\right)^{\alpha_d + \beta_d} \binom{l(\tilde{\tau}) + \alpha_\bullet + \beta_\bullet}{n(\tilde{\tau}) + \alpha_\bullet} \prod_{i=1}^{d-1} \left(\frac{\lambda_i}{2}\right)^{\alpha_i + \beta_i} \\ &= \sum_{\alpha, \beta \in \mathcal{N}(\tilde{\tau})} H\left(n(\tilde{\tau}) + \alpha_\bullet, m(\tilde{\tau}) + \beta_\bullet, \frac{\lambda_d}{2}\right) \binom{l(\tilde{\tau}) + \alpha_\bullet + \beta_\bullet}{n(\tilde{\tau}) + \alpha_\bullet} \prod_{i=1}^{d-1} \left(\frac{\lambda_i}{2}\right)^{\alpha_i + \beta_i}. \end{aligned}$$

□

LEMMA 3.7. *For $a, b \in \mathbb{N}_0$ and $z \in [0, 1/2)$ we have*

$$(3.14) \quad H(a, b, z) \geq 2$$

Proof. Note that $H(a, b, z) = H(b, a, z)$, so we may assume that $b \geq a$. Since $z \geq 0$ all terms in the sum defining $H(a, b, z)$ are non-negative and we find that

$$\begin{aligned} H(a, b, z) &= \sum_{n, m \in \mathbb{N}_0} \frac{(a + b + 1)_{n+m+2}}{(a + 1)_{n+1}(b + 1)_{m+1}} z^{n+m} \\ &\geq \frac{(a + b + 1)_2}{(a + 1)_1(b + 1)_1} \\ &= \frac{(a + b + 2)(a + b + 1)}{(a + 1)(b + 1)} \\ &= \left(1 + \frac{b + 1}{a + 1}\right) \left(1 + \frac{a}{b + 1}\right) \geq 2. \end{aligned}$$

□

Proof of Proposition 3.3. The base treks from d to d are either of the form $d \mapsto d$ or $d \leftarrow \tilde{\tau} \rightarrow d$ for a base trek $\tilde{\tau}$ from i to j with $i, j < d$. Since $\omega(M, C, d \mapsto d) = c_{dd}$, we have the following representation of Σ_{dd} :

$$\begin{aligned} \Sigma_{dd} &= \frac{c_{dd}}{2} \sum_{\alpha_d, \beta_d \in \mathbb{N}_0} \binom{\alpha_d + \beta_d}{\alpha_d} \left(\frac{m_{dd} + 1}{2} \right)^{\alpha_d + \beta_d} \\ &+ \underbrace{\sum_{i=1}^{d-1} \sum_{j=1}^{d-1} \sum_{\tilde{\tau} \in \mathcal{T}_0(i, j)} 2^{-l(\tilde{\tau})-2^{-1}} D(m_{11} + 1, \dots, m_{dd} + 1, d \leftarrow \tilde{\tau} \rightarrow d) \omega(M, C, d \leftarrow \tilde{\tau} \rightarrow d)}_{=R}. \end{aligned}$$

Using the negative binomial and geometric series, the sum in the first term equals

$$\begin{aligned} \sum_{\alpha_d, \beta_d \in \mathbb{N}_0} \binom{\alpha_d + \beta_d}{\alpha_d} \left(\frac{m_{dd} + 1}{2} \right)^{\alpha_d + \beta_d} &= \sum_{\beta_d \in \mathbb{N}_0} \left(\frac{m_{dd} + 1}{2} \right)^{\beta_d} \sum_{\alpha_d \in \mathbb{N}_0} \binom{\alpha_d + \beta_d}{\alpha_d} \left(\frac{m_{dd} + 1}{2} \right)^{\alpha_d} \\ &= \sum_{\beta_d \in \mathbb{N}_0} \left(\frac{m_{dd} + 1}{2} \right)^{\beta_d} \left(1 - \frac{m_{dd} + 1}{2} \right)^{-\beta_d - 1} \\ &= \frac{2}{1 - m_{dd}} \sum_{\beta_d \in \mathbb{N}_0} \left(\frac{1 + m_{dd}}{1 - m_{dd}} \right)^{\beta_d} \\ &= \frac{2}{(1 - m_{dd})} \frac{1}{\left(1 - \frac{1 + m_{dd}}{1 - m_{dd}} \right)} \\ &= -\frac{1}{m_{dd}}. \end{aligned}$$

For the second term R , we first note that for $\tilde{\tau} \in \mathcal{T}_0(i, j)$,

$$\omega(M, C, d \leftarrow \tilde{\tau} \rightarrow d) = m_{di} m_{dj} \omega(M, C, \tilde{\tau}).$$

By Proposition 3.6 and Lemma 3.7 we have

$$\begin{aligned} D(m_{11} + 1, \dots, m_{dd} + 1, d \leftarrow \tilde{\tau} \rightarrow d) &\geq 2 \sum_{\alpha, \beta \in \mathcal{N}(\tilde{\tau})} \binom{l(\tilde{\tau}) + \alpha_{\bullet} + \beta_{\bullet}}{n(\tilde{\tau}) + \alpha_{\bullet}} \prod_{k=1}^{d-1} \left(\frac{m_{kk} + 1}{2} \right)^{\alpha_k + \beta_k} \\ &= 2D(m_{11} + 1, \dots, m_{dd} + 1, \tilde{\tau}). \end{aligned}$$

As $m_{ij} \geq 0$ for $j < i$, $\omega(M, C, \tilde{\tau}) \geq 0$ for a base trek $\tilde{\tau}$, and using the above inequality within the sum in the second term R gives

$$\begin{aligned} R &\geq \frac{1}{2} \sum_{i=1}^{d-1} \sum_{j=1}^{d-1} m_{di} m_{dj} \sum_{\tilde{\tau} \in \mathcal{T}_0(i, j)} 2^{-l(\tilde{\tau})-1} D(m_{11} + 1, \dots, m_{dd} + 1, \tilde{\tau}) \omega(M, C, \tilde{\tau}) \\ &= \frac{1}{2} \sum_{i=1}^{d-1} \sum_{j=1}^{d-1} m_{di} m_{dj} \Sigma_{ij} = \frac{1}{2} M_{d1} \Sigma_{11} (M_{d1})^T. \end{aligned}$$

Combining these results gives

$$\Sigma_{dd} = -\frac{c_{dd}}{2m_{dd}} + R \geq -\frac{c_{dd}}{2m_{dd}} + \frac{1}{2} M_{d1} \Sigma_{11} (M_{d1})^T. \quad \square$$

4. Concluding remarks. Trek rules are useful for linking the entries of the solution to the Lyapunov equation to graphical properties of the underlying mixed graph. A straightforward observation is that $\Sigma_{ij} = 0$ if there is no trek from i to j . The general trek rule in Proposition 2.3 is, however, more complicated than the well known trek rule for the linear additive noise model, and even in the acyclic case it does not simplify to a polynomial representation in general. This is due to the self-loops. In some special cases, as illustrated by Examples 3.4 and 3.2, a simpler polynomial trek rule is possible for acyclic models. As an example of a non-trivial application of the trek rule, we derived the lower bound in Proposition 3.3 on the marginal variance Σ_{dd} for a stable acyclic model with a diagonal C matrix and off-diagonal drift coefficients being non-negative.

5. Acknowledgements. The trek rules in Proposition 2.3 and Corollary 2.5 were discovered while the author was visiting Mathias Drton at the Technical University of Munich in November and December 2021. I am grateful to Mathias for hosting me. More recently, Alexander Reisach mentioned to the author that lower bounds on the variances for acyclic models would be of interest, and the trek rule seemed well suited for this purpose. I am grateful to Alexander for this suggestion.

REFERENCES

- [1] T. BOEGE, M. DRTON, B. HOLLERING, S. LUMPP, P. MISRA, AND D. SCHKODA, *Conditional independence in stationary diffusions*, 2024, <https://arxiv.org/abs/2408.00583>.
- [2] P. DETTLING, R. HOMS, C. AMÉNDOLA, M. DRTON, AND N. R. HANSEN, *Identifiability in continuous Lyapunov models*, SIAM Journal on Matrix Analysis and Applications, 44 (2023), pp. 1799–1821, <https://doi.org/10.1137/22M1520311>.
- [3] M. DRTON, *Algebraic problems in structural equation modeling*, in The 50th Anniversary of Gröbner Bases, Tokyo, Japan, 2018, Mathematical Society of Japan, pp. 35–86, <https://doi.org/10.2969/aspm/07710035>.
- [4] M. DRTON, A. GROSDOS, I. PORTAKAL, AND N. STURMA, *Algebraic sparse factor analysis*, 2024, <https://arxiv.org/abs/2312.14762>, <https://arxiv.org/abs/2312.14762>.
- [5] M. DRTON, B. STURMFELS, AND S. SULLIVANT, *Algebraic factor analysis: tetrads, pentads and beyond*, Probability Theory and Related Fields, 138 (2007), pp. 463–493.
- [6] Z. GAJIC AND M. T. J. QURESHI, *Lyapunov Matrix Equation in System Stability and Control*, Academic Press, 1995.
- [7] M. JACOBSEN, *A brief account of the theory of homogeneous Gaussian diffusions in finite dimensions*, in Frontiers in Pure and Applied Probability, Niemi, H. et.al, ed., vol. 1, 1993, pp. 86–94.
- [8] M. MAATHUIS, M. DRTON, S. LAURITZEN, AND M. WAINWRIGHT, eds., *Handbook of Graphical Models*, Handbooks of Modern Statistical Methods, CRC Press, 2019.
- [9] S. W. MOGENSEN AND N. R. HANSEN, *Graphical modeling of stochastic processes driven by correlated noise*, Bernoulli, 28 (2022), pp. 3023–3050.
- [10] G. PARK, *Identifiability of additive noise models using conditional variances*, Journal of Machine Learning Research, 21 (2020), pp. 1–34, <http://jmlr.org/papers/v21/19-664.html>.
- [11] G. PAVLIOTIS, *Stochastic Processes and Applications: Diffusion Processes, the Fokker-Planck and Langevin Equations*, Texts in Applied Mathematics, Springer New York, 2014.
- [12] A. G. REISACH, C. SEILER, AND S. WEICHWALD, *Beware of the simulated DAG! Causal discovery benchmarks may be easy to game*, in Advances in Neural Information Processing Systems, A. Beygelzimer, Y. Dauphin, P. Liang, and J. W. Vaughan, eds., 2021.
- [13] V. SIMONCINI, *Computational methods for linear matrix equations*, SIAM Review, 58 (2016), pp. 377–441, <https://doi.org/10.1137/130912839>.
- [14] S. SULLIVANT, *Algebraic Statistics*, Graduate Studies in Mathematics, American Mathematical Society, 2018.
- [15] S. SULLIVANT, K. TALASKA, AND J. DRAISMA, *Trek separation for Gaussian graphical models*, Ann. Statist., 38 (2010), pp. 1665–1685, <https://doi.org/10.1214/09-AOS760>.
- [16] G. VARANDO AND N. HANSEN, *Graphical continuous Lyapunov models*, in Proceedings of the 36th Conference on Uncertainty in Artificial Intelligence (UAI), J. Peters and D. Sontag, eds., vol. 124 of Proceedings of Machine Learning Research, PMLR, 03–06 Aug 2020, pp. 989–998.