

# Private Collaborative Edge Inference via Over-the-Air Computation

Selim F. Yilmaz, Burak Hasircioğlu, Li Qiao and Deniz Gündüz

**Abstract**—We consider collaborative inference at the wireless edge, where each client’s model is trained independently on their local datasets. Clients are queried in parallel to make an accurate decision collaboratively. In addition to maximizing the inference accuracy, we also want to ensure the privacy of local models. To this end, we leverage the superposition property of the multiple access channel to implement bandwidth-efficient multi-user inference methods. Specifically, we propose different methods for ensemble and multi-view classification that exploit over-the-air computation. We show that these schemes perform better than their orthogonal counterparts with statistically significant differences while using fewer resources and providing privacy guarantees. We also provide experimental results verifying the benefits of the proposed over-the-air multi-user inference approach and perform an ablation study to demonstrate the effectiveness of our design choices. We share the source code of the framework publicly on Github to facilitate further research and reproducibility.

**Index Terms**—Edge inference, collaborative inference, distributed inference, ensemble, multi-view, over-the-air computation (OAC), wireless communications, differential privacy, multi-class classification, privacy-utility trade-off.

## I. INTRODUCTION

The increasing adoption of Internet of Things (IoT) devices results in the collection and processing of massive amounts of mobile data at the wireless edge. Conventional centralized machine learning (ML) methods are impractical for edge applications due to privacy concerns and limited communication resources. Implementing decentralized ML models at the edge solves this issue, and thus, *edge learning* and *edge inference* have attracted significant attention over the recent years [2]–[6]. Edge learning aims to train large ML models in a distributed setting, whereas edge inference aims to make inferences in a distributed manner at the edge.

This work extends from our preliminary study presented at the 2022 IEEE International Symposium on Information Theory (ISIT) [1].

S. F. Yilmaz, B. Hasircioğlu and D. Gündüz are with Department of Electrical and Electronic Engineering, Imperial College London, United Kingdom. Email: {s.yilmaz21, b.hasircioglu18, d.gunduz}@imperial.ac.uk.

L. Qiao is with the School of Information and Electronics, Beijing Institute of Technology, Beijing 100081, China. He was a visiting student at the Information Processing and Communications Lab (IPC Lab) at the Department of Electrical and Electronic Engineering, Imperial College London, United Kingdom. Email: qiaoli@bit.edu.cn.

The present work has received funding from the European Union’s Horizon 2020 Marie Skłodowska Curie Innovative Training Network Greenedge (GA. No. 953775). This work was partially funded by the European Research Council (ERC) through Starting Grant BEACON (no. 677854) and by the UK EPSRC (grant no. EP/T023600/1) under the CHIST-ERA program. For the purpose of open access, the authors have applied a Creative Commons Attribution (CC BY) license to any Author Accepted Manuscript version arising from this submission.

Although collaborative training (e.g., federated learning (FL)) at the edge can bring significant advantages, it requires coordination and communication across nodes. Moreover, limited wireless resources are a major bottleneck, and noise, interference, and lack of accurate channel state information can prevent or slow down the convergence of learning algorithms or result in reduced accuracy [7]. Therefore, in this paper, we consider collaborative inference using independently trained models at the edge nodes. While a growing body of work studies distributed training over wireless networks, the literature on distributed wireless inference, particularly using deep learning techniques, is relatively limited [8]–[10]. Moreover, beyond a few exceptions, such physical factors affecting edge inference have not been explored in the literature [2].

We treat the resultant problem as a collaborative edge inference problem, where the individual hypotheses of the clients need to be conveyed to the central inference server (CIS), and combined for the most accurate decision. Moving sensing to the edge reduces latency and improves privacy since it removes the requirement to communicate the data or the models. Often the data is not accumulated at a single client or cannot be shared between clients due to privacy or latency constraints. When data offloading or collaborative training are not possible, locally trained models are suboptimal and a collaborative inference solution is needed that incorporates the decisions at different clients. We, therefore, introduce a distributed inference solution that incorporates all the data and models while limiting privacy leakage during inference time through differential privacy (DP) guarantees.

Privacy is an important concern in all ML applications since the data used for training can reveal sensitive information about its owner. In the case of ensemble inference, when the models are queried, their outputs may reveal sensitive information about their training sets. For instance, even when an adversary has black-box access to a model, whether or not a data sample is used during training can be inferred via membership inference attacks [11], or even the whole model can be reconstructed via model inversion attacks [12]. Hence, even if adversaries can only observe the inference results, we need to introduce some additional mechanisms to protect the sensitive information. Figure 1 summarizes the architecture for collaborative inference with DP guarantees.

DP guarantees can be obtained by introducing additional randomness to the output, such as adding noise, at the expense of some accuracy loss. Since DP bounds the amount of information leaked about the individuals, DP mechanisms make black-box attacks less effective. One approach to provide DP guarantees to ML is differentially private training [13].

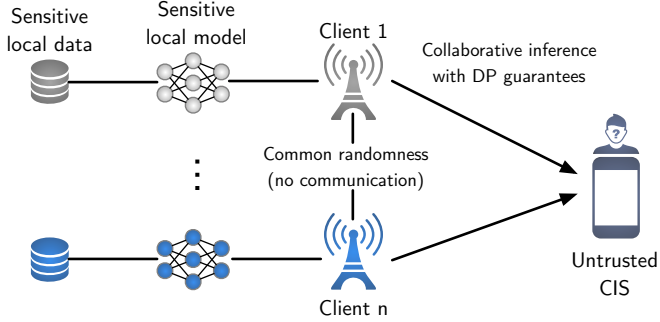


Fig. 1. Overview of collaborative inference with DP guarantees.

Typically, Gaussian noise is added to the gradients during training, where the noise variance is determined according to the desired privacy level. This approach is extended to a federated setting in [14], [15]. However, DP training provides only a fixed DP guarantee, and we cannot operate at different privacy-utility trade-offs during inference, which may be beneficial when serving users with different levels of trustworthiness. Moreover, DP training does not prevent the model stealing attacks since the model can be still reconstructed via black-box access to it. Hence, in this paper, we focus on embedding privacy-preserving mechanisms into the inference phase. We simply lift DP training assumption on the models and provide a systematic method for controllable privacy-utility trade-off for distributed inference.

In a recent line of work [16]–[19], it has been shown that, in distributed training tasks, superposition property of the multiple access channel (MAC) can be exploited to use communication resources much more efficiently and to significantly improve the learning and transmission performance. Instead of conventional digital communication, in over-the-air computation (OAC), clients transmit their updates simultaneously in an uncoded manner such that the receiver automatically gets the aggregated signal via the MAC (please refer to [20] for a comprehensive overview of OAC techniques and applications). Hence, besides communication efficiency, OAC also helps preserve the privacy of the clients since individual signals transmitted by the clients are not observed by the receiver [21]. Moreover, the noise and channel fading acting on the aggregated signal at the receiver can be effective at preserving the privacy of all the signals transmitted by the clients [21]–[25]. In this work, we extend the use of OAC beyond distributed training and exploit it for efficient and private distributed edge inference.

### A. Contributions

The main contributions of our work are summarized as follows:

- 1) We introduce a novel distributed inference framework at the wireless edge that exploits OAC while providing bandwidth efficiency and variability. To the best of our knowledge, the conference version of this paper [1] was the first in the literature to exploit OAC for distributed inference.

- 2) We provide flexible privacy guarantees depending on the scenario without imposing any restrictions on the training phase.
- 3) We systematically compare and discuss the privacy of the introduced collaborative classification methods, and show that the proposed framework with OAC performs significantly better than its orthogonal and digital counterparts while using fewer wireless resources under privacy constraints. We also provide statistical significance tests to show the reliability of the obtained results.
- 4) To facilitate further research and reproducibility, we publicly share the source code of our framework on [github.com/ipc-lab/collaborative-inference-oac](https://github.com/ipc-lab/collaborative-inference-oac).

### B. Organization of This Article

The rest of the article is organized as follows. In Section II, we describe related works from wireless communications and machine learning literature. In Section III, we define distributed inference problem over a MAC and describe our threat model and target problem. In Section IV, we introduce our novel distributed inference method for the wireless edge that exploits the superposition property of MAC. In Section VI, we demonstrate the performance and bandwidth gains of our introduced methodology. We conclude our work in Section VII.

## II. RELATED WORK

### A. Distributed Inference at the Edge

For IoT and Internet of Everything (IoE) applications, moving inference from cloud to edge can be desirable or needed in both static and dynamic environments [2]. Static environments, e.g., surveillance cameras or sensor networks, might desire edge inference due to latency and privacy constraints [26], [27]. Dynamic environments are even more challenging with the same demands due to their high mobility. In both static and dynamic environments, edge devices can even generate data faster than their upload speed to the cloud, which makes it impossible to employ a cloud-centric solution while utilizing all the data [2].

Edge inference in dynamic environments, such as the ones including self-driving cars, drones and mobile phones, might require adaptive solutions due to latency, privacy, and accuracy constraints [2], [4], [28], [29]. In a collaborative system, client participation depends on the privacy, security, energy and utility requirements [30], [31]. Clients may choose not to participate due to various reasons such as (1) hardware failures, (2) to reduce or balance the power consumption, (3) to prevent accuracy drop of the CIS due to noisy data receipt or unconfident local prediction, (4) to prevent leakage to possible eavesdroppers, (5) to prevent transmission over a low-quality wireless channel, and (6) to improve DP guarantees. In this study, we focus on amplifying DP guarantees by random participation.

### B. OAC for FL

FL [32] has found applications in many areas including, but not limited to, finance [33], medicine [34], [35] and

wireless communications [36]–[38]. In FL, multiple devices are coordinated by a central server to train a shared neural network model. FL lifts the requirement to communicate data samples, i.e., the data stays at local devices, and allows collaborative training to benefit from distributed local data samples. OAC has been shown to have a considerable amplification effect on DP thanks to the natural aggregation of multiple model updates and the channel noise over the wireless medium. Such an amplification effect of OAC has been studied previously in several works providing better convergence, privacy and accuracy for FL [21]–[25]. However, this framework assumes model training among physically colocated nodes, which may limit its practical applicability since such collaborative training may require an enormous amount of communication and computation resources. Instead, in this paper, we focus on edge inference with relatively simpler models that are trained independently.

### C. OAC for Edge Inference

Following our initial work [1], OAC has been adopted to multi-device edge inference in several studies [39]–[42]. Specifically, in [39]–[41], feature vectors are extracted at multiple local devices and transmitted via OAC, then the neural network employed at the server performs inference based on the superposed feature vectors. Due to observations from multiple devices, the server can achieve better inference results. Moreover, power allocation, transmit precoding, and receive beamforming are optimized to maximize the inference-oriented criterion in [39] and [40]. In addition, contrastive learning has been used to exploit feature correlations among devices to maximize the image retrieval accuracy in [41]. The authors of [42] proposed an OAC-based multi-view pooling technique to improve classification accuracy with less communication latency. However, to the best of our knowledge, only [1] and the current paper consider the privacy aspects of distributed edge inference.

### D. Ensemble and Multi-View Classification

Ensemble learning methods combine multiple hypotheses instead of constructing a single best hypothesis to model the data [43]. In ensemble learning, each hypothesis votes for the final decision, where votes can have weights depending on their confidence. It is generally intractable to find the optimal hypothesis, and choosing a model among a set of equally good models has the risk of choosing the model that has worse generalization performance; however, averaging these models would reduce this risk [43], [44]. Furthermore, weighted or voting-based ensemble methods have theoretical guarantees; for example, it can be shown that the expected error of an averaging ensemble of models is not greater than the average of the expected errors of individual models with a mean square objective [44].

Ensemble methods achieve higher accuracy when local models are diverse [45]. Our setting is similar to *dagging* [46], where individual models of the ensemble are trained on disjoint datasets. Dagging is a very similar technique to the well-known *bagging* [47], with the difference in disjoint training subset

sampling like ours instead of sampling with replacement. We employ models trained on disjoint datasets due to the nature of our target problem, which improves the diversity and privacy of the local models.

Multi-view classification deals with multiple feature perspectives, e.g., different views of the same scene, while ensemble classification performs classification on the same whole instance. Both approaches aim to improve the classification performance. In multi-view classification, the inputs are often correlated, and therefore the aim is to utilize these correlations among different views [48]. To fuse information from other modalities or views, data-level, feature-level or decision-level fusion techniques have been commonly employed [49], [50]. Among them, decision-level fusion does not require any data or feature sharing between models, and therefore improves latency and privacy. For this purpose, decision-level fusion is a commonly employed technique while benefiting from the local models or datasets of individual clients.

Averaging, weighted averaging and voting are common methods for decision-level fusion [43]. Weighted averaging is more general than simple averaging and voting as these methods are special cases of weighted averaging. Various empirical studies show that simple averaging is not worse than weighted averaging [51], [52]. Yet, in general, weighted averaging is a better choice when individual models have significantly different performances on the target task [53]. Simple averaging can be a better choice when individual models have similar performances since weights need to be determined, and they may not be reliable due to noise and insufficient amount of data [53].

## III. SYSTEM MODEL AND PROBLEM DEFINITION

### A. Notation

Unless stated otherwise; boldface lowercase letters denote vectors (e.g.,  $\mathbf{p}$ ), boldface uppercase letters denote matrices (e.g.,  $\mathbf{P}$ ), non-boldface letters denote scalars (e.g.,  $p$  or  $P$ ), and uppercase calligraphic letters denote sets (e.g.,  $\mathcal{P}$ ). Blackboard bold letters denote function domains (e.g.,  $\mathbb{P}$ ).  $\mathbb{R}$ ,  $\mathbb{N}$ ,  $\mathbb{C}$  denote the set of real, natural and complex numbers, respectively.  $|\mathcal{P}|$  denotes the cardinality of set  $\mathcal{P}$ . We define  $[n] \triangleq \{1, 2, \dots, n\}$ , where  $n \in \mathbb{N}^+$ .

### B. System Model

We consider privacy-preserving multi-user classification at the wireless edge for both ensemble and multi-view cases. In our model, we consider  $n$  clients each with a separate model  $f_i : \mathbb{R}^l \rightarrow \mathbb{R}^k$ ,  $i \in [n]$ , trained on dataset  $\mathcal{D}_i \subset \mathcal{D}$  for either a multi-class or a binary classification task, where  $\mathcal{D} = \bigcup_{i \in [n]} \mathcal{D}_i$ , and  $\mathcal{D}_i \cap \mathcal{D}_j = \emptyset$  for clients  $i \neq j$ . Each client also has access to a common validation dataset  $\mathcal{D}_{\text{val}}$ .

A new query to be classified arrives at each timestep  $t$ , and all clients receive a view of the query,  $\mathbf{x}_{i,t} \in \mathbb{R}^l$ . Then, each participating client makes an inference with its local model denoted by  $f_i(\mathbf{x}_{i,t}) \in \mathbb{R}^k$  and then encodes it into  $d$  channel symbols, which is the total available bandwidth per query.

**Remark 1.** *The target task becomes ensemble classification when all devices receive the same view  $\mathbf{x}_t$  as query, i.e.,  $\mathbf{x}_{1,t} = \dots = \mathbf{x}_{n,t} = \mathbf{x}_t$ .*

The clients are connected to a CIS via a wireless medium, and, at time  $t$ , we assume each client  $i$  knows its channel gain to the CIS,  $h_{i,t} \in \mathbb{R}$ . In our setting, we assume that  $h_{i,t}$ 's are normally distributed with a zero mean and a variance  $\sigma_h^2$ . We further assume that the channel gains change across clients and time steps, but they stay the same per inference round; that is, the channel gain of a client is the same for all  $d$  channel uses. To reduce the total power consumption and to amplify the privacy guarantees, we consider random participation of the clients in each inference round such that each client  $i$  independently participates with probability  $p$ . To limit the power consumption, only the clients whose channel gains are larger than a certain threshold participate in the inference process. This is one of the sources of randomness determining  $p$ . Hence,  $p$  is a tunable parameter via such a transmission threshold. If necessary, via additional randomness,  $p$  can be made even smaller.

Let  $\mathbf{y}_{i,t} \in \mathbb{R}^d$  denote the signal transmitted by client  $i$ . The received signal at CIS is

$$\mathbf{z}_t = \sum_{i \in \mathcal{P}_t} h_{i,t} \mathbf{y}_{i,t} + \mathbf{n}_t, \quad (1)$$

where  $\mathbf{n}_t \in \mathbb{R}^d$  is the independent and identically distributed (i.i.d.) additive white Gaussian noise (AWGN) with zero mean and variance  $\sigma_n^2$ , i.e.,  $\mathbf{n}_t \sim \mathcal{N}(\mathbf{0}, \sigma_n^2 \mathbf{I}_k)$ . We enforce an average power constraint  $P$ , which is denoted by the following:

$$\mathbb{E} \left[ \|\mathbf{y}_{i,t}\|_2^2 \right] \leq P. \quad (2)$$

After receiving  $\mathbf{z}_t \in \mathbb{R}^d$ , CIS processes it via function  $s: \mathbb{R}^d \rightarrow [k]$  and outputs the most probable class. The system model is illustrated in Fig. 2.

### C. Threat Model and Target Problem

In our problem, the purpose is to limit the privacy leakage of clients' local models, which is equivalent to limiting the leakage about the individual datasets  $\mathcal{D}_i, \forall i \in [n]$  since local models are trained on disjoint datasets. In our threat model, we assume all the clients follow the protocol, and the CIS is honest but curious, i.e., it does not deviate from the protocol, but by exploiting the signals received from the clients, it may try to infer sensitive information about the clients' models and datasets. Hence, our goal is to limit the leakage to CIS about the local models from  $\mathbf{z}_t$  while trying to maximize the inference accuracy.

**Remark 2.** *Although our channel model is defined in real numbers  $\mathbb{R}$  for simplicity, it can be extended to complex channels via mapping half of the vectors or function outputs to the real part and the rest to the imaginary part of a complex number.*

## IV. METHODOLOGY

In this section, we gradually introduce the modules of our framework.

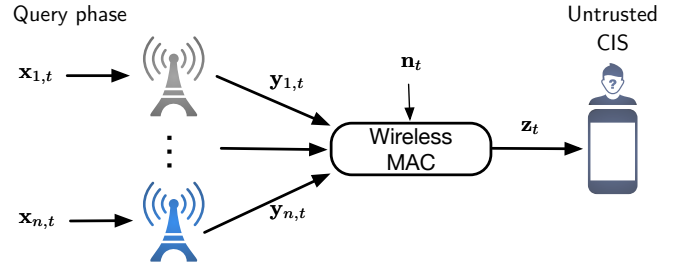


Fig. 2. Overview of our framework for collaborative private inference at the wireless edge.

### A. Fusion Methods

In the following, we present alternative methods to perform local prediction for participating clients, having received the query  $\mathbf{x}_{i,t}$ .

Let  $\mathbf{r}_{i,t} \in \mathbb{R}^k$  be a vector containing classifier scores (beliefs) for each class at client  $i$  for the sample received at time slot  $t$ , where  $k$  is the number of classes, and the  $j^{\text{th}}$  element of  $\mathbf{r}_{i,t}$ , denoted by  $(\mathbf{r}_{i,t})_j$ , contains the score for class  $j$ . We normalize the sum of the scores in  $\mathbf{r}_{i,t}$  to 1, i.e.,  $\|\mathbf{r}_{i,t}\|_1 = 1$ , and hence, the maximum possible score of a class is 1.

We now present three different models to be used as  $f_i$ : *belief averaging with OAC (BA-OAC)*, *weighted belief averaging with OAC (WBA-OAC)*, *majority voting with OAC (MV-OAC)*.

*BA-OAC* method averages beliefs of the participating clients for all the classes, and the CIS selects the class with the highest total score. Thus, it uses the following model for client  $i$ :

$$\tilde{f}_i(\mathbf{x}_{i,t}) = \mathbf{r}_{i,t}. \quad (3)$$

*WBA-OAC* method employs normalized weighted average of the beliefs of the participating clients by class-wise accuracy. Then, similarly to *BA-OAC*, the CIS selects the class with the highest total score. Therefore, it uses the following function at every client  $i$ :

$$\tilde{f}_i(\mathbf{x}_{i,t}) = \mathbf{w}_i \odot \mathbf{r}_{i,t}, \quad (4)$$

where  $\mathbf{w}_i \in \mathbb{R}^k$  is a vector containing normalized per-class accuracy on  $\mathcal{D}_{\text{val}}$  for client  $i$  satisfying  $\|\mathbf{w}_i\|_1 = 1$ , and  $\odot$  denotes the element-wise multiplication.

**Definition 1.** *OneHot( $j, l$ ) function outputs an  $l$ -dimensional one-hot vector for  $j \leq l$ , where only the  $j^{\text{th}}$  dimension is 1 and the rest are 0.*

*MV-OAC* method allows participating clients to vote for a class and the CIS selects the class with the highest number of votes. Hence, at client  $i$ , we have

$$\tilde{f}_i(\mathbf{x}_{i,t}) = \text{OneHot} \left( \arg \max_{j \in [k]} (\mathbf{r}_{i,t})_j, k \right). \quad (5)$$

While *BA-OAC* and *WBA-OAC* combine local discriminative scores, *MV-OAC* combines predicted labels. We then apply mean centering by subtracting  $\tilde{f}_i(\mathbf{x}_{i,t})$ 's mean, which is  $\left( \hat{f}_i(\mathbf{x}_{i,t}) \right)_j = \frac{1}{k}, \forall j \in [k]$ , for *MV-OAC*, i.e.,

$$f_i(\mathbf{x}_{i,t}) = \tilde{f}_i(\mathbf{x}_{i,t}) - \hat{f}_i(\mathbf{x}_{i,t}). \quad (6)$$

Therefore, when transmitted over the channel,  $f_i(\mathbf{x}_{i,t})$  uses less transmission power for *MV-OAC*, i.e.,  $\|f_i(\mathbf{x}_{i,t})\|_2^2 < \|\tilde{f}_i(\mathbf{x}_{i,t})\|_2^2$ .

### B. Ensuring Privacy

Next, we explain how we make our inference procedure privacy-preserving by introducing some randomness. First, we formally define DP for our ensemble inference task.

Let  $\mathcal{L}, \mathcal{L}' \in \mathbb{L}$  be the sets of local models of the clients, which differ at most in one of the clients, i.e.,  $\mathcal{L} = \{f_j\} \cup \{f_i : i \in [n] \setminus j\}$  and  $\mathcal{L}' = \{f'_j\} \cup \{f_i : i \in [n] \setminus j\}$  such that  $f_j \neq f'_j$  and  $\mathbb{L}$  is the set of all possible local models of  $n$  clients. Such  $\mathcal{L}$  and  $\mathcal{L}'$  are called *neighbouring* sets. In our case, since we aim to protect the local models' privacy against CIS, we require that the CIS cannot distinguish between  $\mathcal{L}$  and  $\mathcal{L}'$  by observing  $\mathbf{z}_t$ . Hence, the DP guarantees considered in the paper are all local-model-level DP, i.e., the replacement of one client's local model with another model does not generate a distinguishable effect on the observation of the CIS.

Local-model-level privacy guarantees might seem too conservative, but besides protecting against inferring sensitive features of the local datasets, local-model-level privacy provides protection against model stealing attacks, i.e., the CIS will not be able to accurately reconstruct the local model parameters.

Next, we formally define the notion of DP which characterizes the indistinguishability of  $\mathbf{z}_t$  against the local model sets  $\mathcal{L}$  and  $\mathcal{L}'$ . For this, for a clearer notation, let us consider the signal observed by the CIS,  $\mathbf{z}_t$ , as the output of a randomized function  $M(\mathbf{X}_t, \mathcal{L})$ , which represents all the local prediction, randomization and transmission phases, where  $\mathbf{X}_t \in \mathbb{R}^{l \times n}$  is the matrix whose  $i^{\text{th}}$  column represents the query received by client  $i$ .

**Definition 2.** Consider the signal observed by the CIS,  $\mathbf{z}_t$ , as the output of a randomized function  $M : \mathbb{R}^{l \times n} \times \mathbb{L} \rightarrow \mathbb{R}^d$  and let  $\mathcal{L}$  and  $\mathcal{L}'$  be two possible neighbouring model sets. For  $\varepsilon > 0$  and  $\delta \in [0, 1)$ ,  $M$  is called  $(\varepsilon, \delta)$ -DP if

$$\Pr(M(\mathbf{X}_t, \mathcal{L}) \in \mathcal{R}) \leq e^\varepsilon \Pr(M(\mathbf{X}_t, \mathcal{L}') \in \mathcal{R}) + \delta, \quad (7)$$

for all neighboring pairs  $(\mathcal{L}, \mathcal{L}')$ ,  $\forall \mathbf{X}_t \in \mathbb{R}^{l \times n}$  and  $\forall \mathcal{R} \subset \mathbb{R}^d$ .

In the above definition,  $\varepsilon$  indicates the amount of privacy loss and hence, smaller  $\varepsilon$  implies a stronger privacy guarantee. On the other hand,  $\delta$  characterizes the failure probability of this guarantee, i.e., bad events in which  $\Pr(M(\mathcal{L}) \in \mathcal{R}) \leq e^\varepsilon \Pr(M(\mathcal{L}') \in \mathcal{R})$  does not hold. Hence,  $\delta$  should be close to zero for a strong privacy guarantee. For further discussion on the meaning of  $\varepsilon$  and  $\delta$ , and the techniques for appropriately choosing them, we refer the readers to [54]–[56].

To achieve DP guarantees, the output released to an adversary should be randomized. In our paper, we consider releasing a noisy version of model outputs,  $f_i(\mathbf{x}_{i,t})$ , for each client by adding Gaussian noise [57]. Each client can generate a noisy version of its model prediction as follows:

$$g_i(\mathbf{x}_{i,t}) = f_i(\mathbf{x}_{i,t}) + \mathbf{m}_{i,t}, \quad (8)$$

where  $\mathbf{m}_{i,t} \sim \mathcal{N}(\mathbf{0}, \sigma_{\text{client}}^2 \mathbf{I}_k)$ . One of the main advantages of OAC is that the noise terms added by different clients are

automatically aggregated at CIS. Thus, it has a further privacy amplification effect. We provide the analysis of the privacy guarantees achieved by our framework in Section V. This analysis reveals that DP guarantees are directly dependent on the variance of the aggregated noise at the CIS. Hence, to obtain DP guarantees, each client should add a Gaussian noise with  $\sigma_{\text{client}}^2 = \sigma^2/|\mathcal{P}_t|$ , where  $\sigma^2$  is a constant depending on the desired DP guarantees and  $\mathcal{P}_t$  is the set of participating clients. Hence, we assume that the number of participating clients is known by the other participating clients, but is secret from the CIS.

**Remark 3.** Note that in OAC,  $\mathbf{z}_t$  already has channel noise that provides some degree of privacy guarantees, which can even be amplified by fading [23]. However, to achieve the desired level of DP, channel noise power may not be sufficient. First of all, channel noise may not follow a Gaussian distribution in practice (which is often used as worst-case assumption for channel capacity). More importantly, the clients cannot control or reliably know the noise variance or channel gain, as they rely on the CIS for this information. Thus, it is not a reliable source of randomness [21], and we ignore the channel noise and fading while analysing privacy guarantees. Instead, we have each client add some additional Gaussian noise before releasing their contributions. Hence, in reality, the privacy guarantees are slightly better than the ones we obtain in this work due to the presence of additional channel noise. If we were not ignoring the channel noise, each client would need to add less noise to the decision vectors, i.e., noise variance of  $(\sigma^2 - \sigma_n^2)/|\mathcal{P}_t|$  would suffice instead of  $\sigma^2/|\mathcal{P}_t|$ .

We discuss the DP guarantees of our method in Section V. In the next section, we describe the transmission method of the clients.

### C. Transmission

Before transmission, all the clients check whether they participate or not at time  $t$ . That is, each client participates with probability  $p$  independent of other clients. If no client participates at time  $t$ , which has a very low probability, then the clients repeat the coin tosses for their participation until at least one client participates, i.e., until  $|\mathcal{P}_t| > 0$ . Therefore, each client needs to know the number of participating clients at time  $t$ , i.e.,  $|\mathcal{P}_t|$ . Clients can decide on the number of participating clients and their identities via a procedure that is unknown to the CIS. Such a procedure is possible without any communication via common randomness, i.e., by choosing the participating clients depending on a pseudo random variable generated by a common seed. Note that such protocol is not possible when we want participation to depend on the channel states.

Furthermore, we use linear projection before transmission to adapt to the available bandwidth  $d$ . When the number of classes  $k$  is smaller than  $d$ , it is reasonable to employ the whole bandwidth to improve the transmission quality against channel noise. However, the number of classes  $k$  can be much larger than  $d$ , e.g., the number of labels ranges from thousands to billions in extreme classification problems [58], [59]. In this case, to enable latency critical applications [60], it is better to

project the decision vector  $g_i(\mathbf{x}_{i,t}) \in \mathbb{R}^k$  to a  $d$ -dimensional space to reduce the bandwidth, albeit with lower reliability. Therefore, for more generality, we adopt a linear projection of the decision vector  $g_i(\mathbf{x}_{i,t}) \in \mathbb{R}^k$  to dimension  $d$ .

Our objective is to recover the superposition of projected signals at the CIS with the least error possible, while we can expand or collapse the bandwidth. In particular, we employ the same projection matrix  $\mathbf{P} \in \mathbb{R}^{d \times k}$  at all the clients to produce  $d$ -dimensional transmit vectors. To generate  $\mathbf{P}$ , we first sample  $\mathbf{M} \sim \mathcal{N}(\mathbf{0}_c, \mathbf{I}_c)$ , where  $c = \{d, k\}$ . Then, we apply QR factorization to  $\mathbf{M}$  using the procedure in [61] to generate an orthogonal matrix  $\mathbf{Q}$  as:

$$\begin{aligned} \mathbf{Q}', \mathbf{R} &= \text{QRFactorization}(\mathbf{M}), \\ \mathbf{d} &= \text{Sign}(\text{Diagonal}(\mathbf{R})), \\ \mathbf{Q} &= \mathbf{d} \cdot \mathbf{Q}', \end{aligned}$$

where Diagonal of the input matrix, and Sign replaces negative elements with  $-1$  and positive elements with  $+1$ . Then, we select the first  $d$  rows and  $k$  columns as  $\mathbf{P} = \mathbf{Q}_{1:d, 1:k}$ . Since the CIS is only interested in the final decision, it only needs to pinpoint the maximum value of the superposed decision vector rather than estimating the entire decision vector. In addition, most of the clients may make the same decision; hence, it is feasible to identify the maximum value even when  $d < k$ .

**Remark 4.** Any orthogonal matrix can be used instead of  $\mathbf{Q}$ . When  $d < k$ ,  $\mathbf{P}$  can also be designed as a matrix. e.g., a Gaussian or Bernoulli random matrix, that satisfies the restricted isometry property of compressed sensing [62].

We need to make sure that each client's noisy decision vector  $g_i(\mathbf{x}_{i,t})$  is received at the CIS at the same power level. Recall that the channel gain for each client is assumed to be perfectly known by that client, which then employs channel inversion to cancel its effect. Thus, each client scales its signal by  $1/h_{i,t}$  prior to transmission. Note that, since a client does not participate in the inference process if its channel has a low gain, this scaling does not result in excessive power usage. The CIS may require a specific power level for the reception of the signals depending on the available power of the clients or the channel's power constraint. Typically, an average power constraint is imposed. We satisfy the average power constraint in Eq. (2) by scaling via  $\gamma$ , whose calculation is provided in Section IV-E. Lastly, we normalize by  $|\mathcal{P}_t|$  so that the receiver receives the average of all the users.

After these steps, the signal transmitted by the  $i^{\text{th}}$  client is given by

$$\mathbf{y}_{i,t} = \begin{cases} \gamma \mathbf{P} \frac{g_i(\mathbf{x}_{i,t})}{|\mathcal{P}_t| h_{i,t}}, & \text{if } i \in \mathcal{P}_t, \\ \mathbf{0}, & \text{otherwise,} \end{cases} \quad (9)$$

where  $\mathcal{P}_t$  is the set of participating clients.

Now, all participating clients transmit their signals synchronously over a MAC. Thanks to the common randomness, it is reasonable to assume that multiple clients are symbol-level synchronized as in [17] and [18]. Hence, their signals are superposed at the CIS. If there exists synchronization errors, various approaches have been discussed in [20], [63] to acquire an estimation of the superposed signal at the CIS.

---

#### Algorithm 1 OAC-Based Private Collaborative Inference

---

**Input:** Trained client model  $f_i(\cdot)$  for every client  $i$ , CIS model  $s(\cdot)$ , new samples  $\mathbf{x}_{i,t} \forall i \in [n]$  at timestep  $t$

**Output:** Index of the decided class

**function** PRIVATE\_COLLABORATIVE\_INFERENCE

Let  $\mathcal{P}_t$  contain each client  $i$  with probability  $p$ , determined via a common seed among clients.

**for all** client  $i \in \mathcal{P}_t$  **in parallel do**

Client  $i$  receives  $\mathbf{x}_{i,t}$

Calculate  $f_i(\mathbf{x}_{i,t})$   $\triangleright$  Client Model

$g_i(\mathbf{x}_{i,t}) = f_i(\mathbf{x}_{i,t}) + \mathcal{N}(\mathbf{0}, \sigma^2/|\mathcal{P}_t| \mathbf{I}_k)$   $\triangleright$  Add noise

Transmit  $\gamma \mathbf{P} g_i(\mathbf{x}_{i,t}) / (|\mathcal{P}_t| h_{i,t})$

$\mathbf{z}_t = \mathbf{n}_t + \gamma \sum_{i \in \mathcal{P}_t} g_i(\mathbf{x}_{i,t})$   $\triangleright$  Air Sum

CIS receives  $\mathbf{z}_t$

**return**  $s(\mathbf{z}_t)$   $\triangleright$  CIS Model

---

#### D. Final Decision by the CIS

The signal received by the CIS at time  $t$  after passing through the channel defined in Eq. (1) is given as follows:

$$\begin{aligned} \mathbf{z}_t &= \sum_{i \in \mathcal{P}_t} h_{i,t} \mathbf{y}_{i,t} + \mathbf{n}_t \\ &\stackrel{(a)}{=} \sum_{i \in \mathcal{P}_t} h_{i,t} \gamma \mathbf{P} \frac{f_i(\mathbf{x}_{i,t}) + \mathbf{m}_{i,t}}{|\mathcal{P}_t| h_{i,t}} + \mathbf{n}_t \\ &\stackrel{(b)}{=} \frac{\gamma \mathbf{P}}{|\mathcal{P}_t|} \sum_{i \in \mathcal{P}_t} (f_i(\mathbf{x}_{i,t}) + \mathbf{m}_{i,t}) + \mathbf{n}_t \\ &= \frac{\gamma \mathbf{P}}{|\mathcal{P}_t|} \sum_{i \in \mathcal{P}_t} f_i(\mathbf{x}_{i,t}) + \frac{\gamma \mathbf{P}}{|\mathcal{P}_t|} \sum_{i \in \mathcal{P}_t} \mathbf{m}_{i,t} + \mathbf{n}_t, \end{aligned} \quad (10)$$

where (a) follows from Eqs. (8) and (9) and (b) follows from the linearity properties of the projection and scalars. After receiving  $\mathbf{z}_t$ , CIS decision function  $s(\cdot)$  multiplies the received signal by  $\frac{1}{\gamma} \mathbf{P}^T$  to recover the desired signal, which is the average of votes, local beliefs or weighted local beliefs:

$$\begin{aligned} \tilde{\mathbf{s}}(\mathbf{z}_t) &= \frac{1}{\gamma} \mathbf{P}^T \mathbf{z}_t \\ &= \frac{\mathbf{P}^T \mathbf{P}}{|\mathcal{P}_t|} \sum_{i \in \mathcal{P}_t} f_i(\mathbf{x}_{i,t}) + \mathbf{b}_t, \end{aligned} \quad (11)$$

where  $\mathbf{b}_t \sim \mathcal{N}(\mathbf{0}, \mathbf{P}^T \sigma_n^2 + \mathbf{P}^T \mathbf{P} \gamma^2 \sigma_{\text{client}}^2 / |\mathcal{P}_t|)$  is the accumulated noise due to privacy and wireless channel. Note that when  $d \geq k$ , we have  $\mathbf{P}^T \mathbf{P} = \mathbf{I}_k$  due to the orthogonality property; and therefore, the CIS reconstructs the average of participating clients' score vectors along with some noise.

Then, the CIS applies the  $\arg \max$  function to decide the most probable class, i.e.,

$$s(\mathbf{z}_t) = \arg \max_{j \in [k]} \tilde{\mathbf{s}}(\mathbf{z}_t)_j. \quad (12)$$

Algorithm 1 summarizes all the steps introduced in this section. In the next section, we derive the scaling factor  $\gamma$ .

#### E. Determining the Scaling Factor

Here, we derive the scaling factor  $\gamma$  to normalize the prediction vectors with additional noise introduced due to



privacy according to the average power constraint defined in Eq. (2). In our setting, each client  $i$  wants to transmit  $\mathbf{g}_{\mathbf{P}_i} \triangleq \mathbf{P}g_i(\mathbf{x}_{i,t})$  to the CIS. For a clearer notation, we drop the time index for the rest of this subsection. To account for channel gains and to satisfy the average power constraint in Eq. (2), before transmitting  $\mathbf{g}_{\mathbf{P}_i}$ , we scale it by  $\frac{\gamma}{|\mathcal{P}_t|^{1/h_i}}$ , where  $\gamma$  is a scalar chosen to satisfy the average power constraint. In the following, we derive it in detail. For  $i \in [n]$ , we have,

$$\mathbb{E} \left[ \|\mathbf{y}_i\|_2^2 \right] = \mathbb{E} \left[ \left\| \frac{\gamma}{|\mathcal{P}_t|^{1/h_i}} \mathbf{g}_{\mathbf{P}_i} \right\|_2^2 \right] \leq P. \quad (13)$$

We have

$$\begin{aligned} \mathbb{E} \left[ \|\mathbf{y}_i\|_2^2 \right] &= \frac{\gamma^2}{|\mathcal{P}_t|^2} \mathbb{E} \left[ \left\| \frac{1}{h_i} \mathbf{g}_{\mathbf{P}_i} \right\|_2^2 \right] \\ &= \frac{\gamma^2}{|\mathcal{P}_t|^2} \sum_{j=1}^d \mathbb{E} \left[ \frac{(\mathbf{g}_{\mathbf{P}_i})_j^2}{h_i^2} \right] \\ &\stackrel{(a)}{=} \frac{\gamma^2}{|\mathcal{P}_t|^2} \sum_{j=1}^d \mathbb{E} \left[ (\mathbf{g}_{\mathbf{P}_i})_j^2 \right] \mathbb{E} \left[ \frac{1}{h_i^2} \right], \end{aligned} \quad (14)$$

where (a) follows from independence between the elements of  $\mathbf{g}_{\mathbf{P}_i}$  and  $h_i$ . Note that each client transmits only if  $h_i^2 \geq h_{\min}$ . Since  $h_i$  is normally distributed with zero mean and variance  $\sigma_h^2$ , we have

$$\begin{aligned} \mu_{1/h} &\triangleq \mathbb{E} \left[ \frac{1}{h_i^2} \right] = \frac{2}{\sqrt{2\pi}\sigma_h} \int_{\sqrt{h_{\min}}}^{\infty} \frac{1}{x^2} e^{-\frac{x^2}{2\sigma_h^2}} dx \\ &= \frac{1}{\sqrt{2\pi}\sigma_h} \int_{h_{\min}}^{\infty} \frac{1}{h} e^{-\frac{h}{2\sigma_h^2}} dh \\ &= \frac{1}{\sqrt{2\pi}\sigma_h} \int_{h_{\min}/(2\sigma_h^2)}^{\infty} \frac{1}{h} e^{-h} dh \\ &= \frac{1}{\sqrt{2\pi}\sigma_h} E_1 \left( \frac{h_{\min}}{2\sigma_h^2} \right), \end{aligned} \quad (15)$$

where  $E_1(x) \triangleq \int_x^{\infty} \frac{e^{-t}}{t} dt$ . Hence Eq. (14) can be written as

$$\frac{\gamma^2}{|\mathcal{P}_t|^2} \mu_{1/h} \sum_{j=1}^d \mathbb{E} \left[ (\mathbf{g}_{\mathbf{P}_i})_j^2 \right] = \frac{\gamma^2}{|\mathcal{P}_t|^2} \mu_{1/h} \|\mathbf{g}_{\mathbf{P}_i}\|_2^2. \quad (16)$$

Recall that  $\mathbf{g}_{\mathbf{P}_i} = \mathbf{P}g_i(\mathbf{x}_{i,t}) = \mathbf{P}(f_i(\mathbf{x}_{i,t}) + \mathbf{m}_{i,t})$ . Since  $\mathbf{m}_{i,t}$  consists of independent Gaussian random variables with variance  $\sigma_{\text{client}}^2$ , we have

$$\frac{\gamma^2}{|\mathcal{P}_t|^2} \mu_{1/h} \|\mathbf{g}_{\mathbf{P}_i}\|_2^2 = \frac{\gamma^2}{|\mathcal{P}_t|^2} \mu_{1/h} \left( \|\mathbf{P}f_i(\mathbf{x}_{i,t})\|_2^2 + d\sigma_{\text{client}}^2 \right). \quad (17)$$

To bound  $\|\mathbf{P}f_i(\mathbf{x}_{i,t})\|_2$ , first, let us consider  $\mathbf{P} \in \mathbb{R}^{d \times k}$ , where  $d \geq k$ . In this case,  $\mathbf{P}$  consists of  $k$  orthogonal columns. Hence, we have

$$\begin{aligned} \|\mathbf{P}f_i(\mathbf{x}_{i,t})\|_2^2 &= f_i^T(\mathbf{x}_{i,t}) \mathbf{P}^T \mathbf{P} f_i(\mathbf{x}_{i,t}) \\ &= f_i^T(\mathbf{x}_{i,t}) \mathbf{I}_k f_i(\mathbf{x}_{i,t}) \\ &= \|f_i(\mathbf{x}_{i,t})\|_2^2. \end{aligned} \quad (18)$$

Next, we consider the case  $d < k$ , in which  $\mathbf{P}$  consists of  $d$  orthogonal rows. Let us write  $f_i(\mathbf{x}_{i,t}) = |f| \mathbf{f}_u$ , where  $\mathbf{f}_u$  is the unit vector pointing to the same direction as  $f_i(\mathbf{x}_{i,t})$ . Hence

$$\|\mathbf{P}f_i(\mathbf{x}_{i,t})\|_2^2 = |f|^2 \sum_{i=1}^d \langle \mathbf{P}_i, \mathbf{f}_u \rangle^2 \leq |f|^2 = \|f_i(\mathbf{x}_{i,t})\|_2^2. \quad (19)$$

where  $\mathbf{P}_i$  is the  $i^{\text{th}}$  row of  $\mathbf{P}$ .

Finally, by Eq. (6), the maximum value of  $\|f_i(\mathbf{x}_{i,t})\|_2^2$  is attained when  $\tilde{f}_i(\mathbf{x}_{i,t})$  is exactly 1 at one coordinate and all zeros in the other coordinates. Hence,

$$\|f_i(\mathbf{x}_{i,t})\|_2^2 \leq \frac{1}{k^2} (k-1) + \left(1 - \frac{1}{k}\right)^2 = 1 - \frac{1}{k}. \quad (20)$$

Hence, for each client, we must satisfy

$$\frac{\gamma^2}{|\mathcal{P}_t|^2} \mu_{1/h} \left(1 - \frac{1}{k} + d\sigma_{\text{client}}^2\right) \leq P, \quad (21)$$

which leads to

$$\gamma = |\mathcal{P}_t| \sqrt{\frac{P}{\mu_{1/h} \left(1 - \frac{1}{k} + d\sigma_{\text{client}}^2\right)}}. \quad (22)$$

## V. PRIVACY ANALYSIS

In this section, we provide the privacy analysis of the proposed over-the-air ensemble scheme. Note that, as discussed in Section IV-B, while calculating the DP guarantees, the channel noise  $\mathbf{n}_t$  is ignored. Thus, our guarantees are upper bounds and the actual privacy guarantees can be stronger due to the channel noise.

We first analyze the case in which all the clients participate.

**Theorem 1.** *If all the clients participate in the inference, i.e.,  $p = 1$ , then, Algorithm 1 is  $(\epsilon, \delta)$ -DP such that for any  $\epsilon > 0$ ,*

$$\delta = \Phi(1/(\sqrt{2}\sigma) - \epsilon\sigma/\sqrt{2}) - e^\epsilon \Phi(-1/(\sqrt{2}\sigma) - \epsilon\sigma/\sqrt{2}), \quad (23)$$

where  $\Phi$  is the CDF of standard normal distribution.

*Proof.* Our theorem is a special case of the following lemma.

**Lemma 1** (Theorem 8 in [64]). *Let  $f : \mathbb{L} \rightarrow \mathbb{R}^k$  be a function with  $\|f(\mathcal{L}) - f(\mathcal{L}')\|_2 \leq C$ , where  $\mathcal{L}$  and  $\mathcal{L}'$  are neighboring inputs and  $\|\cdot\|_2$  is  $L_2$  norm. A mechanism  $M(\mathcal{L}) = f(\mathcal{L}) + \mathcal{N}(0, \sigma^2 \mathbf{I}_k)$  is  $(\epsilon, \delta)$ -DP if and only if*

$$\Phi(C/(2\sigma) - \epsilon\sigma/C) - e^\epsilon \Phi(-C/(2\sigma) - \epsilon\sigma/C) \leq \delta. \quad (24)$$

To apply Lemma 1 directly in our case, first observe that  $\gamma$  and  $\mathbf{P}$  are common to all the clients. Hence, the effective noise is directly added to  $\tilde{\mathbf{z}}_t \triangleq \sum_{i \in \mathcal{P}_t} f_i(\mathbf{x}_{i,t})$ , and we need to calculate the  $L_2$  sensitivity,  $C$ , of  $\tilde{\mathbf{z}}_t$ . Note that we can also ignore the operation in Eq. (6) since it is only a shift operation that does not change the sensitivity calculations. Consider neighboring sets  $\mathcal{L}$  and  $\mathcal{L}'$ . We denote the noiseless vector received by the CIS by  $\tilde{\mathbf{z}}_t$  when the set of local models is  $\mathcal{L}$ , and by  $\tilde{\mathbf{z}}'_t$  when it is  $\mathcal{L}'$ . Then,

$$C = \max_{\tilde{\mathbf{z}}_t, \tilde{\mathbf{z}}'_t} \|\tilde{\mathbf{z}}_t - \tilde{\mathbf{z}}'_t\|_2 = \max_{\tilde{\mathbf{z}}_t, \tilde{\mathbf{z}}'_t} \left( \sum_{j=1}^k (\tilde{z}_{t,j} - \tilde{z}'_{t,j})^2 \right)^{1/2}. \quad (25)$$

We know that  $(f_i(\mathbf{x}_{i,t}))_j \in [0, 1], \forall j \in [k]$ . Hence,  $\|\tilde{\mathbf{z}}_t - \tilde{\mathbf{z}}'_t\|_2$  is maximized when  $\tilde{\mathbf{z}}_t - \tilde{\mathbf{z}}'_t$  has only two non-zero elements: one is 1 and the other is -1. Then,  $C = \max_{\tilde{\mathbf{z}}_t, \tilde{\mathbf{z}}'_t} \|\tilde{\mathbf{z}}_t - \tilde{\mathbf{z}}'_t\|_2 = \sqrt{2}$ .

Finally, by substituting  $C = \sqrt{2}$  into Eq. (24), we obtain Eq. (23).  $\square$

Next, we present the amplification effect of client sampling on the privacy guarantees.

**Theorem 2.** *If each client independently participate in inference with probability  $p < 1$ , then Algorithm 1 is  $(\varepsilon', \delta')$ -DP, where, for any  $\varepsilon' > 0$ ,*

$$\delta' = \frac{p}{1 - (1 - p)^n} \left( \Phi(1/(\sqrt{2}\sigma) - \varepsilon\sigma/\sqrt{2}) - e^\varepsilon \Phi(-1/(\sqrt{2}\sigma) - \varepsilon\sigma/\sqrt{2}) \right), \quad (26)$$

where  $\varepsilon = \log \left( 1 + ((1 - (1 - p)^n)/p)(e^{\varepsilon'} - 1) \right)$ .

*Proof.* Without loss of generality, let  $\mathcal{L}$  and  $\mathcal{L}'$  be two neighbouring sets of models differing only in the first client's model, i.e., it is either  $f_1$  or  $f'_1$ . Let us write the output distribution of Algorithm 1 as a mixture distribution. When the model set is  $\mathcal{L}$ , we have  $\mu = (1 - \eta)\mu_0 + \eta\mu_1$  and when the model set is  $\mathcal{L}'$ , we have  $\mu' = (1 - \eta)\mu_0 + \eta\mu'_1$ . In these expressions,  $\eta$  is the probability that client 1 is sampled,  $\mu_0$  is the output distribution when client 1 is not sampled,  $\mu_1$  is the output distribution when client 1 is sampled and the model set is  $\mathcal{L}$ , while  $\mu'_1$  is the output distribution when client 1 is sampled and the model set is  $\mathcal{L}'$ . Recall that we sample client models each with probability  $p$  from  $\mathcal{L}$  or  $\mathcal{L}'$ , and the CIS receives non-zero vectors only when  $|\mathcal{P}_t| > 0$ . Hence,  $\eta = \Pr\{\text{Client 1 is sampled} \mid |\mathcal{P}_t| > 0\}$ , resulting in  $\eta = p/(1 - (1 - p)^n)$  via Bayes' rule.

**Lemma 2** (Theorem 1 in [65]). *A mechanism  $\mathcal{M}$  is  $(\varepsilon', \delta')$ -DP if and only if*

$$\sup_{\mathcal{L}, \mathcal{L}'} D_\alpha(\mathcal{M}(\mathcal{L}) \parallel \mathcal{M}(\mathcal{L}')) \leq \delta', \quad (27)$$

where  $\alpha = e^{\varepsilon'}$  and  $D_\alpha(\mu \parallel \mu') \triangleq \int_{\mathcal{Z}} \max\{0, d\mu(z) - \alpha d\mu'(z)\} d(z)$ .

Lemma 2 implies that it is enough to bound  $D_\alpha(\mu \parallel \mu')$  to provide DP guarantees. For this, we use the relation in Lemma 3, which is called *advanced joint convexity* of  $D_\alpha$ .

**Lemma 3** (Theorem 2 in [65]). *For  $\alpha \geq 1$ , we have*

$$D_{\alpha'}(\mu \parallel \mu') = \eta D_\alpha(\mu_1 \parallel (1 - \beta)\mu_0 + \beta\mu'_1) \quad (28)$$

where  $\alpha' = 1 + \eta(\alpha - 1)$  and  $\beta = \alpha'/\alpha$ .

We further upper bound Eq. (28) via convexity:

$$D_{\alpha'}(\mu \parallel \mu') \leq \eta(1 - \beta)D_\alpha(\mu_1 \parallel \mu_0) + \eta\beta D_\alpha(\mu_1 \parallel \mu'_1). \quad (29)$$

To bound  $D_\alpha(\mu_1 \parallel \mu_0)$ , observe that there exists a coupling between  $\mu_1$  and  $\mu_0$  as follows. For  $\mu_0$ , to guarantee  $|\mathcal{P}_t| > 0$ , let us first sample exactly one client  $c$  other than client 1 since we know that client 1 is not sampled. Then, we apply Poisson sampling on the remaining set, i.e.,  $[n] \setminus \{c, 1\}$ , to

determine the other participating clients. For  $\mu_1$ , assume that we have the same realization of Poisson sampling on  $[n] \setminus \{c, 1\}$  as in  $\mu_0$ . Further, by definition of  $\mu_1$ , client 1 is also sampled. Hence,  $\mu_1$  and  $\mu_0$  can be seen as output distributions of Algorithm 1 such that the input client sets differ in only one element. Hence,  $D_\alpha(\mu_1 \parallel \mu_0) \leq \delta$  due to Theorem 1. Similarly, to bound  $D_\alpha(\mu_1, \mu'_1)$ , a coupling exists between  $\mu_1$  and  $\mu'_1$  such that user 1 is sampled and  $f_1$  and  $f'_1$  are the models in user 1, for  $\mu_1$  and  $\mu'_1$ , respectively. To determine the other participating clients, the same realization of Poisson sampling on  $[n] \setminus \{1\}$  is applied in both  $\mu_1$  and  $\mu'_1$ . Since the input client sets also differ in one element, in this case, due to Theorem 1, we have  $D_\alpha(\mu_1, \mu'_1) \leq \delta$ . If we insert the bounds on  $D_\alpha(\mu_1, \mu_0)$  and  $D_\alpha(\mu_1, \mu'_1)$  into Eq. (29), we obtain  $D_{\alpha'}(\mu \parallel \mu') \leq \eta\delta$ , from which Eq. (26) follows. The expression for  $\varepsilon$  can be directly derived from the expression  $\alpha' = 1 + \eta(\alpha - 1)$ .  $\square$

## VI. NUMERICAL RESULTS

In this section, we present our experimental setup, implementation details and simulation results.

### A. The Datasets

We employ eight different multi-class classification datasets to demonstrate the effectiveness of our framework: CIFAR-10, CIFAR-100, FashionMNIST, Food101, OxfordPets, Emotion, Imdb, and MultiviewPets. CIFAR-10 is a multi-class image classification dataset containing 50 000 training images, 10 000 test images, and 10 target classes [66]. CIFAR-100 is the same dataset with finer granularity, i.e., it is partitioned into 100 target classes [66]. FashionMNIST is a multi-class fashion image classification dataset with 60 000 training images, 10 000 test images, and 10 target classes [67]. Food101 is a dish classification dataset with 75 750 training and 25 250 test images, and 101 target classes [68]. OxfordPets (Oxford-IIIT Pet) is a multi-class pet classification dataset with 37 target classes, 3680 training and 3669 test images [69]. Emotion is an English Twitter sentiment classification dataset with 16 000 training and 2000 test texts, and 6 target classes [70]. Imdb is a binary sentiment classification dataset with 25 000 training texts, and 25 000 test texts [71].

For all the datasets, we use predefined training and testing sets, except that we split 10% of the training set as the validation set and only use the remaining 90% for training. Note that the training splits are further split disjointly across clients as described in Section III except the multi-view datasets. We have generated MultiViewPets datasets using OxfordPets images and labels following the common practice of simulating different camera angles. Instead of splitting the dataset disjointly, we crop regions of the same images and assign a region to each client. We crop 20 regions (via 4 vertical and 5 horizontal lines) with 50% overlap between neighboring regions.

**Remark 5.** *Throughout the paper, we assume that our privacy guarantees are local-model-level, which implies the same DP guarantees for the local datasets. However, in the case of multi-view classification on the MultiViewPets dataset, this is no longer valid since some parts of the data samples located*



in a client also exist in other clients due to the nature of the multi-view setting. This results in weaker DP guarantees at the local dataset level. Nevertheless, our local-model-level privacy guarantee and all of its benefits still hold.

### B. Experimental Setup

We repeat all the experiments with 5 different random seeds and report the average results. We randomly split the training data among the clients equally. We consider  $n = 20$  clients with a participation probability of  $p = 1.0$  and a channel signal-to-noise ratio (SNR) of 0 dB, except when they are changed gradually in Section VI-E.

We compute and report macro-averaged F1 (Macro-F1) scores by averaging per-class F1 scores, which is a commonly employed metric in multi-class classification since it treats each class with equal significance, ensuring a balanced evaluation across all classes.

### C. Implementation Details

We employ PyTorch for all the experiments, torchvision for vision experiments and Huggingface transformers for text experiments [72]–[74]. For image datasets, we use MobileNetV3-Large [75] except we change its final layer to make it compatible with the target number of classes. Instead of training from scratch, we fine-tune a pre-trained model [73] for 50 epochs. Similarly, for text datasets, we fine-tune the DistilBERT-base-uncased model [76] for 50 epochs. To make the sizes of the images compatible with our MobileNetV3 network, we interpolate them to  $224 \times 224$  images following PyTorch’s pretraining recipe. Since the network accepts inputs with three channels, we convert grayscale datasets by repeating the grayscale image for all RGB channels. We employ stochastic gradient descent (SGD) optimizer with a batch size of 128, momentum 0.9, weight decay  $5 \times 10^{-4}$ , learning rate 0.05 and cosine annealing scheduling method [77]. We employ cross-entropy loss for training all local models. We also utilize label smoothing factor 0.1 for training vision models to better calibrate the beliefs [78].

### D. Comparison with the Baselines

In Table I, we compare the proposed OAC-based methods with the *Best Client* model and the ensemble methods with orthogonal transmission in terms of their Macro-F1 scores. We choose the model with the highest Macro-F1 score on the same validation set as the *Best Client* model. For fairness, the client having the best model transmits its inference over  $k$  channels. In orthogonal methods, denoted by *-Orth* suffix, all the devices transmit their inferences via different channels, i.e.,  $|\mathcal{P}_t| \times k$  channels in total.

We observe that, compared to the *Best Client* model, ensemble methods significantly improve the test scores, especially in the private setting. Moreover, while orthogonal and OAC-based methods perform competitively in the non-private setting, when privacy is involved, the *Best Client* model and orthogonal methods perform near-random, and significantly worse than the OAC-based methods. Note that orthogonal

methods need  $|\mathcal{P}_t| \times k$  channel uses, whereas OAC-based methods need only  $k$  channel uses; yet, OAC-based methods outperform orthogonal ones in the private setting. In all the privacy settings, i.e.,  $\varepsilon \in \{1, 5, \infty\}$ , *Weighted Belief Averaging* and standard (unweighted) *Belief Averaging* methods perform very close for both orthogonal and OAC-based variants, so we refer to both *Belief Averaging* and *Weighted Belief Averaging* via *Belief Averaging* term in the rest of this subsection.

Previous studies suggest that ensembling via *Belief Averaging* generally performs better than *Majority Voting* [79], [80]. Our non-private results also support this argument as beliefs contain more information compared to conveying local decisions. However, interestingly, when  $\varepsilon = 1$  or  $\varepsilon = 5$ , *Majority Voting* outperforms *Belief Averaging* for both orthogonal and OAC-based settings. This can be explained by the fact that the increasing noise levels result in relatively unreliable beliefs, since the individual values of beliefs are smaller, and thus more sensitive to the noise added for privacy.

There is no significant winner between the *Majority Voting* and *Belief Averaging* schemes, especially in the non-private case, for both orthogonal and OAC cases. This situation contradicts the fact that averaging, which is equivalent to our *Belief Averaging*, is the clear winner in previous studies [79], [80], in which there is no noise added to the predictions due to privacy or wireless channel. This is probably caused by the channel and privacy noise terms, which result in the situation that more precise inferences per model result in a better ensemble. This is also supported by our results, which show that as noise increases, the relative performance of *Majority Voting* increases compared to *Belief Averaging* counterparts.

Moreover, as the number of classes decreases, the difference between *Belief Averaging* and *Majority Voting* decreases, which is probably due to the spread of the beliefs among classes. This can be observed through the difference between *Belief Averaging* and *Majority Voting* experiments on Imdb (2 classes), Emotion (6 classes), CIFAR-10 (10 classes) and CIFAR-100 (100 classes) datasets.

In the multi-view setting on the MultiViewPets dataset, the methods behave similarly in terms of Macro-F1 score compared to the ensemble setting. OAC-based methods outperform all of the orthogonal methods and *Best Client* method. In the non-private setting, *Belief Averaging*-based methods outperform *Majority Voting* while in weak-private and private settings *Majority Voting* outperforms *Belief Averaging*-based methods. Similar to the ensemble setting, *Best Client* performs the worst among all the methods in the same privacy setting.

Figure 3 shows the boxplots of the evaluated methods over all the datasets for different privacy levels. In addition to the abovementioned points, as shown in the box plots, we observe an increase in the standard deviations of all the methods over different datasets as we decrease  $\varepsilon$ . This increase is caused by the privacy noise added as we decrease  $\varepsilon$ . These box plots also validate our above-mentioned claims.

### E. Comparison with Varying Conditions

Figures 4 to 6 show the performance on the CIFAR-10 dataset for varying channel SNR,  $p$ ,  $d$  and  $\varepsilon$  values of *Majority*

TABLE I  
COMPARISON OF OUR METHOD WITH THE BASELINES IN TERMS OF MACRO-F1 SCORES

$\epsilon$	Method	CIFAR-10	CIFAR-100	FashionMnist	Food101	OxfordPets	Emotion	Imdb	MultiViewPets
$\infty$	Best Client	83.16 $\pm$ 0.29	59.49 $\pm$ 0.67	84.24 $\pm$ 0.14	58.42 $\pm$ 0.23	58.70 $\pm$ 2.07	71.03 $\pm$ 1.87	82.90 $\pm$ 0.19	83.33 $\pm$ 0.41
	BA-Orth	91.57 $\pm$ 0.04	73.02 $\pm$ 0.35	91.87 $\pm$ 0.07	71.25 $\pm$ 0.12	82.87 $\pm$ 0.57	83.80 $\pm$ 0.52	90.86 $\pm$ 0.07	87.46 $\pm$ 0.24
	WBA-Orth	91.56 $\pm$ 0.04	73.02 $\pm$ 0.34	91.86 $\pm$ 0.08	71.24 $\pm$ 0.12	82.88 $\pm$ 0.64	83.84 $\pm$ 0.50	90.86 $\pm$ 0.07	87.43 $\pm$ 0.23
	MV-Orth	91.55 $\pm$ 0.09	72.12 $\pm$ 0.26	91.84 $\pm$ 0.04	70.75 $\pm$ 0.17	82.03 $\pm$ 0.70	83.69 $\pm$ 0.58	90.83 $\pm$ 0.06	86.58 $\pm$ 0.22
	BA-OAC	91.79 $\pm$ 0.10	<b>73.25<math>\pm</math>0.36</b>	<b>91.99<math>\pm</math>0.12</b>	<b>71.74<math>\pm</math>0.10</b>	<b>83.55<math>\pm</math>0.61</b>	83.85 $\pm$ 0.63	<b>91.00<math>\pm</math>0.05</b>	<b>87.77<math>\pm</math>0.26</b>
	WBA-OAC	<b>91.80<math>\pm</math>0.10</b>	73.24 $\pm$ 0.35	<b>91.99<math>\pm</math>0.12</b>	71.72 $\pm$ 0.09	83.51 $\pm$ 0.63	<b>83.86<math>\pm</math>0.64</b>	<b>91.00<math>\pm</math>0.05</b>	<b>87.77<math>\pm</math>0.24</b>
	MV-OAC	91.66 $\pm$ 0.06	72.04 $\pm$ 0.28	91.88 $\pm$ 0.08	70.80 $\pm$ 0.14	82.33 $\pm$ 0.54	83.60 $\pm$ 0.51	90.99 $\pm$ 0.06	86.79 $\pm$ 0.20
5	Best Client	18.37 $\pm$ 0.13	2.30 $\pm$ 0.10	18.84 $\pm$ 0.16	2.35 $\pm$ 0.23	5.42 $\pm$ 0.24	22.99 $\pm$ 0.79	60.68 $\pm$ 0.16	6.40 $\pm$ 0.20
	BA-Orth	53.36 $\pm$ 0.34	6.65 $\pm$ 0.19	57.38 $\pm$ 0.33	6.55 $\pm$ 0.25	9.17 $\pm$ 0.73	60.17 $\pm$ 1.18	84.64 $\pm$ 0.20	19.35 $\pm$ 0.35
	WBA-Orth	53.36 $\pm$ 0.33	6.66 $\pm$ 0.20	57.36 $\pm$ 0.35	6.55 $\pm$ 0.25	9.20 $\pm$ 0.76	60.16 $\pm$ 1.16	84.64 $\pm$ 0.20	19.32 $\pm$ 0.37
	MV-Orth	65.08 $\pm$ 0.46	19.17 $\pm$ 0.25	66.32 $\pm$ 0.57	19.61 $\pm$ 0.38	25.16 $\pm$ 0.69	60.16 $\pm$ 1.32	84.62 $\pm$ 0.21	35.59 $\pm$ 0.35
	BA-OAC	91.40 $\pm$ 0.15	56.68 $\pm$ 0.24	<b>91.89<math>\pm</math>0.13</b>	50.85 $\pm$ 0.26	65.89 $\pm$ 1.47	83.69 $\pm$ 0.41	90.96 $\pm$ 0.07	83.22 $\pm$ 0.20
	WBA-OAC	91.39 $\pm$ 0.14	56.67 $\pm$ 0.24	91.87 $\pm$ 0.11	50.84 $\pm$ 0.27	65.90 $\pm$ 1.52	<b>83.83<math>\pm</math>0.40</b>	90.96 $\pm$ 0.07	83.21 $\pm$ 0.20
	MV-OAC	<b>91.60<math>\pm</math>0.07</b>	<b>71.21<math>\pm</math>0.21</b>	91.80 $\pm$ 0.07	<b>69.98<math>\pm</math>0.08</b>	<b>81.17<math>\pm</math>0.77</b>	83.51 $\pm$ 0.86	<b>90.97<math>\pm</math>0.05</b>	<b>86.30<math>\pm</math>0.21</b>
1	Best Client	11.55 $\pm$ 0.12	1.21 $\pm$ 0.13	11.71 $\pm$ 0.23	1.26 $\pm$ 0.13	3.21 $\pm$ 0.20	16.42 $\pm$ 0.99	52.65 $\pm$ 0.18	3.38 $\pm$ 0.18
	BA-Orth	17.21 $\pm$ 0.26	1.56 $\pm$ 0.11	17.81 $\pm$ 0.15	1.52 $\pm$ 0.13	3.54 $\pm$ 0.30	23.55 $\pm$ 1.24	61.15 $\pm$ 0.16	4.34 $\pm$ 0.22
	WBA-Orth	17.21 $\pm$ 0.27	1.56 $\pm$ 0.11	17.81 $\pm$ 0.16	1.52 $\pm$ 0.13	3.56 $\pm$ 0.30	23.55 $\pm$ 1.24	61.15 $\pm$ 0.16	4.34 $\pm$ 0.22
	MV-Orth	19.31 $\pm$ 0.14	2.22 $\pm$ 0.19	19.44 $\pm$ 0.16	2.26 $\pm$ 0.11	4.92 $\pm$ 0.35	23.60 $\pm$ 1.23	61.14 $\pm$ 0.18	5.76 $\pm$ 0.22
	BA-OAC	71.14 $\pm$ 0.37	12.72 $\pm$ 0.26	76.07 $\pm$ 0.36	12.14 $\pm$ 0.15	13.80 $\pm$ 0.99	<b>74.80<math>\pm</math>1.08</b>	89.14 $\pm$ 0.13	32.39 $\pm$ 0.95
	WBA-OAC	71.14 $\pm$ 0.37	12.72 $\pm$ 0.26	76.04 $\pm$ 0.37	12.14 $\pm$ 0.15	13.83 $\pm$ 0.99	74.78 $\pm$ 1.05	89.14 $\pm$ 0.13	32.39 $\pm$ 0.93
	MV-OAC	<b>82.43<math>\pm</math>0.33</b>	<b>36.24<math>\pm</math>0.58</b>	<b>83.73<math>\pm</math>0.19</b>	<b>36.66<math>\pm</math>0.19</b>	<b>40.95<math>\pm</math>1.60</b>	74.66 $\pm$ 0.94	<b>89.19<math>\pm</math>0.12</b>	<b>56.40<math>\pm</math>0.37</b>

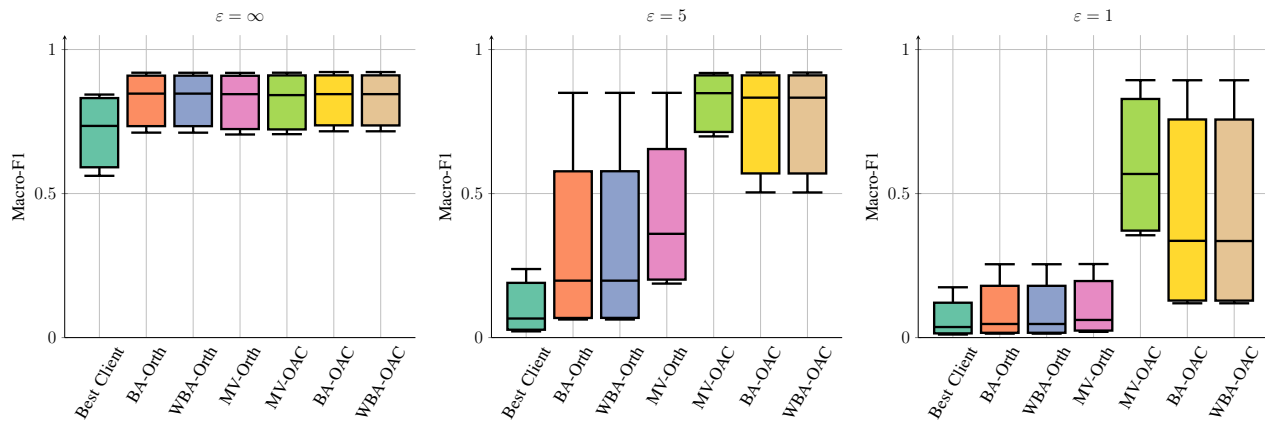


Fig. 3. Box plots for the Macro-F1 score for all the datasets in the case of non-private ( $\epsilon = \infty$ , left), moderately private, ( $\epsilon = 5$ , middle), strongly private ( $\epsilon = 1$ , right) scenarios.

*Voting, Belief Averaging and Weighted Belief Averaging* fusion methods, respectively.

These three fusion methods perform similarly with respect to the evaluated channel SNR,  $p$  and  $d$ . The left figures show that the performance of the methods slightly increases with the channel SNR, especially for SNR values below 2 dB. In the middle figures, we observe that higher  $p$  improves the performance significantly in the private settings. Although lower  $p$  has a privacy amplification effect which decreases the additional noise variance required to attain the desired privacy level, we observe that its privacy amplification effect is not as significant as the impact of fewer client participation on the inference performance. In the non-private setting ( $\epsilon = \infty$ ), having higher participation also helps to get a higher macro-F1 score, but not as much as in the private setting. These plots also show that the private setting is more sensitive to varying conditions for both  $p$  and channel SNR. The right hand side figures clearly demonstrate that the result improves as the

projection dimension  $d$  increases until  $d = k$  and reaches its peak at  $d = k$ . Further increase in  $d$  does not benefit the result since we consider average power constraint in this work, which keeps the noise ratio fixed with respect to the signal.

#### F. Ablation Study of Privacy and Projection Methods

Here, we perform an ablation study evaluating different projection methods for private and non-private cases, which is presented in Table II. We employ validation set to prevent leakage from the test set by exhaustive search for hyperparameters.

Again, OAC-based methods outperform their orthogonal counterparts in all our experiments. Both Gaussian and Rademacher projections are among the most common in the compressed sensing literature. In Gaussian projection, we sample  $\mathbf{P}$  from random normal distribution, whereas in Rademacher projection, we sample  $\mathbf{P}$  from Rademacher distribution that consists of  $-1$  and  $1$  with equal probability.

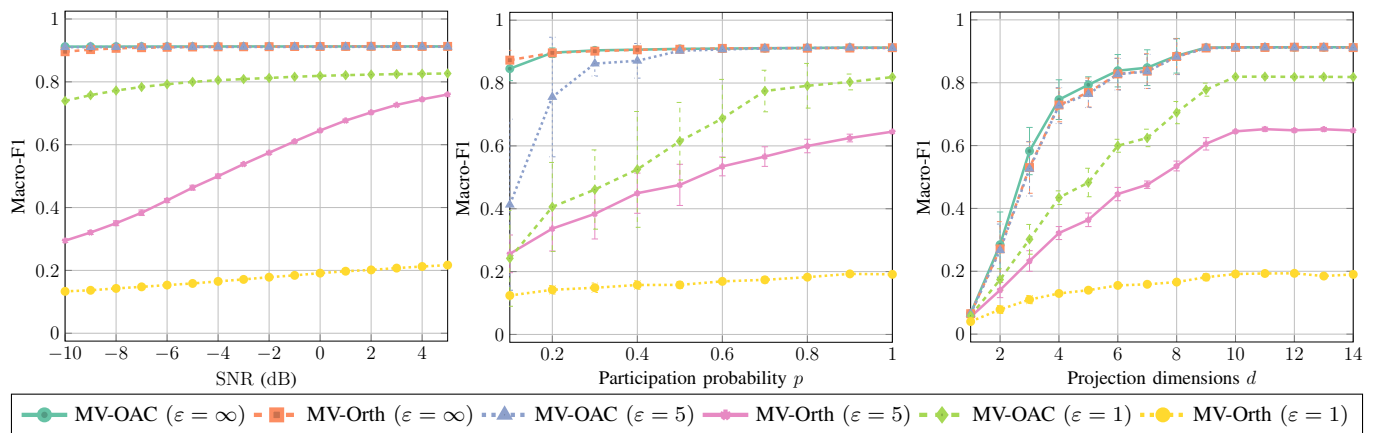


Fig. 4. Comparison of MV-OAC and MV-Orth with different DP levels as a function of channel SNR (left), participation probability  $p$  (middle) and projection dimensions  $d$  (right) on the validation split of CIFAR-10 dataset.

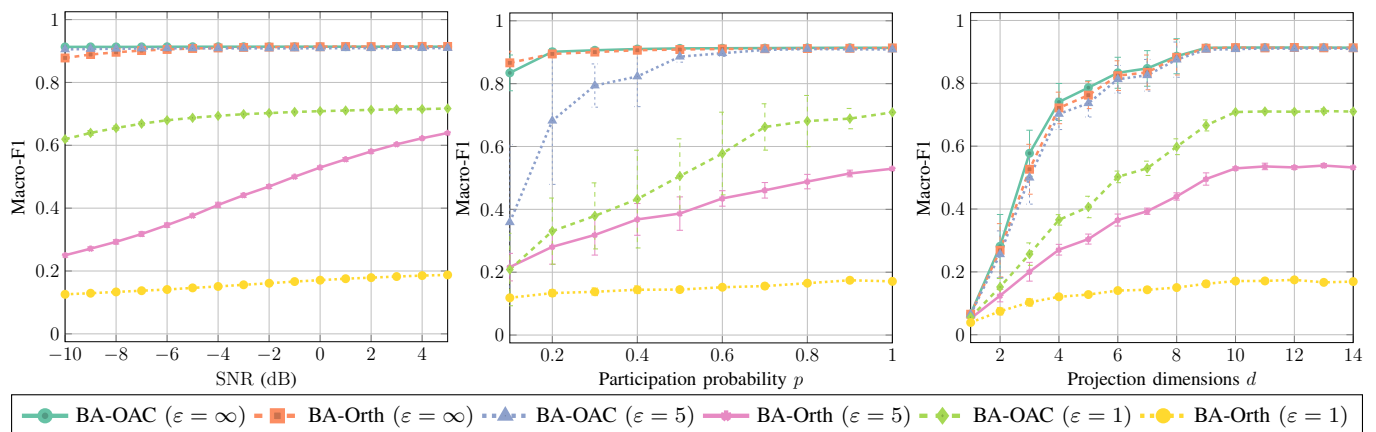


Fig. 5. Comparison of BA-OAC and BA-Orth with different DP levels as a function of channel SNR (left), participation probability  $p$  (middle) and projection dimensions  $d$  (right) on the validation split of CIFAR-10 dataset.

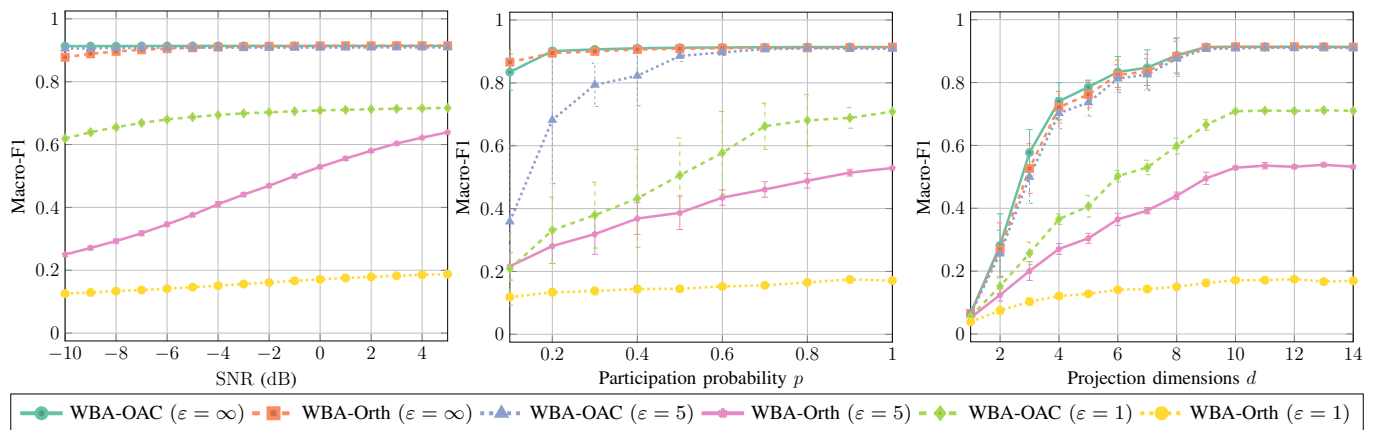


Fig. 6. Comparison of WBA-OAC and WBA-Orth with different DP levels as a function of channel SNR (left), participation probability  $p$  (middle) and projection dimensions  $d$  (right) on the validation split of CIFAR-10 dataset.

Orthogonal projection clearly outperforms both Gaussian and Rademacher projections for all the evaluated  $\epsilon$  values, and performs very closely to identity projection, while having the additional benefit of expanding/shrinking the bandwidth.

In the private setting, we evaluate the projection of private labels, in which we add the privacy noise to the beliefs  $f_i(\mathbf{x}_{i,t})$ ,

i.e., before projection. These results are denoted by appending "of labels" to the method name, and they perform better than the private projection methods that add privacy noise after projection, which are described in [81]. This is because DP accounts for privacy noise in the worst-case, so although projection has some randomization and distortion effect on the

signal, it still tries to protect that part, and this results in worse performance.

Among all these results, orthogonal projection of labels, which is described in Section IV-C, performs the best, and is very close to the identity projection.

As a fully digital baseline, in Table II, we also report the results of randomized response (RR) [82] as a private inference method. Since RR is a discrete scheme, we only employ it for *Majority Voting*. In this technique, each client conveys its true prediction with probability  $\frac{e^\epsilon}{e^\epsilon + k}$  and tells otherwise a lie by uniformly randomly picking a wrong label. For *MV-OAC*, we further benefit from shuffling although its effect is limited for  $n = 20$  clients [83]. We note that the MAC acts as a shuffler since signals lose the order via summation. Since RR works for digital schemes, and it does not act as additive noise, the summation of randomized predictions from the clients does not improve the overall privacy even if we use OAC.

TABLE II  
ABLATION STUDY OF DIFFERENT PROJECTION METHODS ON THE  
VALIDATION SPLIT OF CIFAR-10

$\epsilon$	Projection	MV-Orth (%)	MV-OAC (%)
$\infty$	Identity Projection	91.15 $\pm$ 0.20	<b>91.33<math>\pm</math>0.17</b>
	Gaussian Projection	68.36 $\pm$ 22.99	87.15 $\pm$ 8.78
	Rademacher Projection	34.17 $\pm$ 39.50	39.83 $\pm$ 46.29
	Orthogonal Projection	91.16 $\pm$ 0.16	91.31 $\pm$ 0.21
1	Identity Projection	19.07 $\pm$ 0.94	<b>82.08<math>\pm</math>0.51</b>
	Gaussian Projection	8.41 $\pm$ 1.89	20.03 $\pm$ 7.84
	Gaussian Projection of Labels	9.84 $\pm$ 2.82	58.01 $\pm$ 18.89
	Rademacher Projection	7.15 $\pm$ 2.81	13.05 $\pm$ 11.16
	Rademacher Projection of Labels	7.66 $\pm$ 3.69	29.33 $\pm$ 32.54
	Orthogonal Projection	19.15 $\pm$ 0.64	81.87 $\pm$ 0.13
	Orthogonal Projection of Labels	19.13 $\pm$ 0.58	81.91 $\pm$ 0.31
	Orthogonal Projection of RR	43.70 $\pm$ 0.98	52.81 $\pm$ 0.52

### G. Analysis of Privacy Quantities

In this section, we show the quantitative values of standard deviations for the DP noise to be added in different scenarios. Figure 7 illustrates the effect of the number of users  $n$  and participation probability  $p$  on the privacy noise. The amount of privacy noise, measured by its variance, decreases as  $\epsilon$  increases. This is expected because higher  $\epsilon$  corresponds to lower privacy, which requires less noise to be added. As participation probability  $p$  increases, we need to add more noise in total to guarantee the same level of DP since partial participation is another source of randomness. As the number of clients  $n$  increases, we need to add less noise per client to guarantee the same level of DP since noise is distributed among the participating clients.

### H. Statistical Significance of the Results

In this section, we demonstrate the statistical significance of the results using a non-parametric test.

We first perform Friedman test and obtain p-value less than 0.05, which means that distributions are significantly different. We then proceed with the post-hoc Nemenyi test at 0.05 significance level, in which we found the critical distance (CD) as 1.42, which is the minimum difference to have between

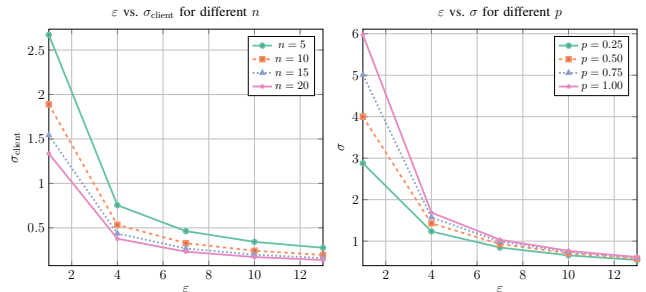


Fig. 7. The standard deviation of noise for different system and privacy conditions.

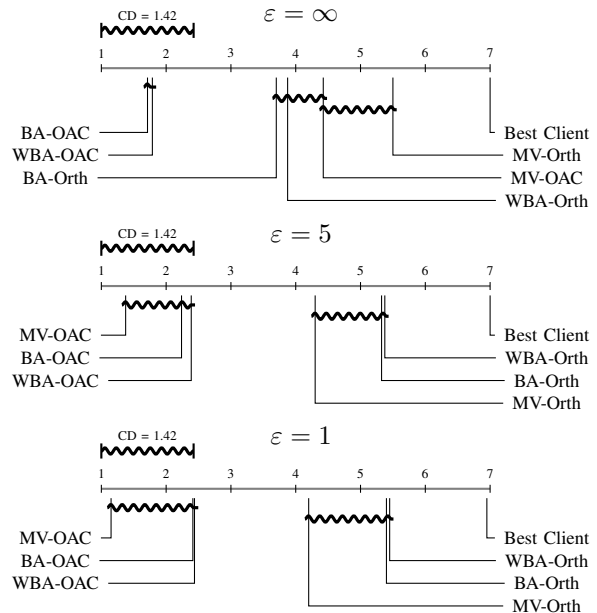


Fig. 8. Comparison of the methods for different privacy levels ( $\epsilon = \infty, \epsilon = 5, \epsilon = 1$ ), respectively, in terms of average rank with the post-hoc Nemenyi test using a critical difference diagram. Connected methods are not significantly different at the 0.05 significance level.

two methods for statistical distinguishability. We can reject the null hypothesis for the models with an average rank larger than the CD, i.e., it means these models are drawn from significantly different distributions.

The top plot in Fig. 8 shows the CD diagram for the non-private case,  $\epsilon = \infty$ . It shows that *BA-OAC* and *WBA-OAC* perform significantly better than all the other methods. The second and the third plots in Fig. 8 show the CD diagram for the moderately private ( $\epsilon = 5$ ) and strongly private ( $\epsilon = 1$ ) cases, respectively. In both, *MV-OAC* becomes the method with the highest rank due to the inclusion of privacy noise, and all the OAC-based methods perform significantly better than other alternatives. There is also no significant difference among orthogonal methods and among OAC-based methods. In all three scenarios, the *Best Client* method performs the poorest due to the performance improvement of ensembling.

### I. Analog vs Digital Implementation

In this section, we comment on the possibility of adapting the introduced methods in Sections VI-D and VI-F to the digital

setting.

In the non-private case, *Majority Voting* can be directly implemented digitally since we use a predefined code  $\mathbf{P}$ . Again, in the non-private case, *Belief Averaging*-based methods can be implemented by quantizing the beliefs, and *Weighted Belief Averaging*-based methods can be implemented after quantizing the weighted beliefs. These methods cannot be directly implemented in the cases with privacy noise, i.e., in the cases when  $\varepsilon \in \{1, 5\}$ . In the weak-private and private cases, *Orthogonal Projection of RR*, introduced in Section VI-F, can be implemented digitally since privacy noise is digital as well.

## VII. CONCLUSION

We have introduced a private collaborative inference framework at the wireless edge. We have exploited OAC for bandwidth-efficient and accurate multi-class classification for multiple views while preserving the privacy of the local models and their data. We have provided DP guarantees exploiting both distributed noise addition after projection and random participation. We have systematically evaluated the introduced methods with OAC and shown that distributed edge inference with OAC performs significantly better than its orthogonal counterpart while using fewer resources. We have observed that while transmitting local beliefs from each client is more informative, enforcing and transmitting hard local decisions can be more reliable when noise is introduced to guarantee privacy.

## REFERENCES

- [1] S. F. Yilmaz, B. Hasircioğlu, and D. Gündüz, "Over-the-air ensemble inference with model privacy," in *2022 IEEE International Symposium on Information Theory (ISIT)*. IEEE, 2022, pp. 1265–1270.
- [2] M. Chen, D. Gündüz, K. Huang, W. Saad, M. Bennis, A. V. Feljan, and H. V. Poor, "Distributed learning in wireless networks: Recent progress and future challenges," *IEEE Journal on Selected Areas in Communications*, vol. 39, no. 12, pp. 3579–3605, 2021.
- [3] C.-J. Wu, D. Brooks, K. Chen, D. Chen, S. Choudhury, M. Dukhan, K. Hazelwood, E. Isaac, Y. Jia, B. Jia *et al.*, "Machine learning at Facebook: Understanding inference at the edge," in *IEEE International Symposium on High Performance Computer Architecture (HPCA)*, 2019, pp. 331–344.
- [4] Z. Zhou, X. Chen, E. Li, L. Zeng, K. Luo, and J. Zhang, "Edge intelligence: Paving the last mile of artificial intelligence with edge computing," *Proceedings of the IEEE*, vol. 107, no. 8, pp. 1738–1762, 2019.
- [5] Q. Lan, Q. Zeng, P. Popovski, D. Gündüz, and K. Huang, "Progressive feature transmission for split classification at the wireless edge," *IEEE Transactions on Wireless Communications*, vol. 22, no. 6, pp. 3837–3852, 2022.
- [6] D. Gündüz, D. B. Kurka, M. Jankowski, M. M. Amiri, E. Ozfatura, and S. Sreekumar, "Communicate to learn at the edge," *IEEE Communications Magazine*, vol. 58, no. 12, pp. 14–19, 2020.
- [7] M. Chen, D. Gündüz, K. Huang, W. Saad, M. Bennis, A. V. Feljan, and H. V. Poor, "Guest editorial special issue on distributed learning over wireless edge networks—part i," *IEEE Journal on Selected Areas in Communications*, vol. 39, no. 12, pp. 3575–3578, 2021.
- [8] M. Jankowski, D. Gündüz, and K. Mikołajczyk, "Wireless image retrieval at the edge," *IEEE Journal on Selected Areas in Communications*, vol. 39, no. 1, pp. 89–100, 2020.
- [9] —, "Joint device-edge inference over wireless links with pruning," in *2020 IEEE 21st International Workshop on Signal Processing Advances in Wireless Communications (SPAWC)*. IEEE, 2020, pp. 1–5.
- [10] J. Shao, Y. Mao, and J. Zhang, "Learning task-oriented communication for edge inference: An information bottleneck approach," *IEEE Journal on Selected Areas in Communications*, vol. 40, no. 1, pp. 197–211, 2021.
- [11] R. Shokri, M. Stronati, C. Song, and V. Shmatikov, "Membership inference attacks against machine learning models," in *IEEE Symposium on Security and Privacy (SP)*, 2017, pp. 3–18.
- [12] F. Tramèr, F. Zhang, A. Juels, M. K. Reiter, and T. Ristenpart, "Stealing machine learning models via prediction apis," in *25th USENIX Security Symposium (USENIX Security 16)*, 2016, pp. 601–618.
- [13] M. Abadi, A. Chu, I. Goodfellow, H. B. McMahan, I. Mironov, K. Talwar, and L. Zhang, "Deep learning with differential privacy," in *Proceedings of the 2016 ACM SIGSAC Conference on Computer and Communications Security*, 2016, pp. 308–318.
- [14] R. C. Geyer, T. Klein, and M. Nabi, "Differentially private federated learning: A client level perspective," *arXiv preprint arXiv:1712.07557*, 2017.
- [15] M. Malekzadeh, B. Hasircioğlu, N. Mital, K. Katarya, M. E. Ozfatura, and D. Gündüz, "Dopamine: Differentially private federated learning on medical data," *The Second AAAI Workshop on Privacy-Preserving Artificial Intelligence (PPAI-21)*, 2021. [Online]. Available: <https://github.com/ipc-lab/private-ml-for-health>
- [16] M. M. Amiri and D. Gündüz, "Machine learning at the wireless edge: Distributed stochastic gradient descent over-the-air," *IEEE Transactions on Signal Processing*, vol. 68, pp. 2155–2169, 2020.
- [17] —, "Federated learning over wireless fading channels," *IEEE Transactions on Wireless Communications*, vol. 19, no. 5, pp. 3546–3557, 2020.
- [18] G. Zhu, Y. Wang, and K. Huang, "Broadband analog aggregation for low-latency federated edge learning," *IEEE Transactions on Wireless Communications*, vol. 19, no. 1, pp. 491–506, 2019.
- [19] S. F. Yilmaz, C. Karamanlı, and D. Gündüz, "Distributed deep joint source-channel coding over a multiple access channel," in *2023 IEEE International Conference on Communications (ICC)*. IEEE, 2023.
- [20] A. Şahin and R. Yang, "A survey on over-the-air computation," *IEEE Communications Surveys & Tutorials*, 2023.
- [21] B. Hasircioğlu and D. Gündüz, "Private wireless federated learning with anonymous over-the-air computation," in *IEEE International Conference on Acoustics, Speech and Signal Processing (ICASSP)*, 2021, pp. 5195–5199.
- [22] M. Seif, R. Tandon, and M. Li, "Wireless federated learning with local differential privacy," in *2020 IEEE International Symposium on Information Theory (ISIT)*. IEEE, 2020, pp. 2604–2609.
- [23] D. Liu and O. Simeone, "Privacy for free: Wireless federated learning via uncoded transmission with adaptive power control," *IEEE Journal on Selected Areas in Communications*, vol. 39, no. 1, pp. 170–185, 2020.
- [24] A. Sonee and S. Rini, "Efficient federated learning over multiple access channel with differential privacy constraints," *arXiv preprint arXiv:2005.07776*, 2020.
- [25] M. S. E. Mohamed, W.-T. Chang, and R. Tandon, "Privacy amplification for federated learning via user sampling and wireless aggregation," *IEEE Journal on Selected Areas in Communications*, vol. 39, no. 12, pp. 3821–3835, 2021.
- [26] N. Shlezinger and I. V. Bajić, "Collaborative inference for AI-empowered IoT devices," *IEEE Internet of Things Magazine*, vol. 5, no. 4, pp. 92–98, 2022.
- [27] Z. Hu, A. B. Tarakji, V. Raheja, C. Phillips, T. Wang, and I. Mohamed, "Deephome: Distributed inference with heterogeneous devices in the edge," in *The 3rd International Workshop on Deep Learning for Mobile Systems and Applications*, 2019, pp. 13–18.
- [28] Y. Cui, S. I. A. Meerza, Z. Li, L. Liu, J. Zhang, and J. Liu, "Recup-fl: Reconciling utility and privacy in federated learning via user-configurable privacy defense," *Proceedings of the 2023 ACM Asia Conference on Computer and Communications Security*, 2023.
- [29] Y. Yang and M. C. Gursoy, "Energy-efficient scheduling in RIS-aided MEC networks for collaborative inference," *ICC 2023 - IEEE International Conference on Communications*, pp. 5377–5382, 2023.
- [30] S. Malik, M. J. Khan, M. A. Khan, and H. El-Sayed, "Collaborative perception—the missing piece in realizing fully autonomous driving," *Sensors*, vol. 23, no. 18, p. 7854, 2023.
- [31] X. Wang, J. He, P. Cheng, and J. Chen, "Privacy preserving collaborative computing: Heterogeneous privacy guarantee and efficient incentive mechanism," *IEEE Transactions on Signal Processing*, vol. 67, no. 1, pp. 221–233, 2018.
- [32] J. Konečný, H. B. McMahan, F. X. Yu, P. Richtárik, A. T. Suresh, and D. Bacon, "Federated learning: Strategies for improving communication efficiency," *arXiv preprint arXiv:1610.05492*, 2016.
- [33] G. Long, Y. Tan, J. Jiang, and C. Zhang, "Federated learning for open banking," in *Federated Learning: Privacy and Incentive*. Springer, 2020, pp. 240–254.

- [34] D. C. Nguyen, M. Ding, P. N. Pathirana, A. Seneviratne, and A. Y. Zomaya, "Federated learning for Covid-19 detection with generative adversarial networks in edge cloud computing," *IEEE Internet of Things Journal*, vol. 9, no. 12, pp. 10257–10271, 2021.
- [35] I. Shiri, A. Vafaei Sadr, A. Akhavan, Y. Salimi, A. Sanaat, M. Amini, B. Razeghi, A. Saberi, H. Arabi, S. Ferdowsi *et al.*, "Decentralized collaborative multi-institutional pet attenuation and scatter correction using federated deep learning," *European Journal of Nuclear Medicine and Molecular Imaging*, vol. 50, no. 4, pp. 1034–1050, 2023.
- [36] F. Wilhelmi, J. Hribar, S. F. Yilmaz, E. Ozfatura, K. Ozfatura, O. Yildiz, D. Gunduz, H. Chen, X. Ye, L. You, Y. Shao, P. Dini, and B. Bellalta, "Federated spatial reuse optimization in next-generation decentralized IEEE 802.11 WLANs," *ITU Journal on Future and Evolving Technologies*, vol. 3, no. 2, pp. 117–133, Jul. 2022. [Online]. Available: <https://doi.org/10.52953/tnyt6291>
- [37] M. B. Mashhadi, M. Jankowski, T.-Y. Tung, S. Kobus, and D. Gündüz, "Federated mmWave beam selection utilizing LIDAR data," *IEEE Wireless Communications Letters*, vol. 10, no. 10, pp. 2269–2273, 2021.
- [38] M. B. Mashhadi, N. Shlezinger, Y. C. Eldar, and D. Gündüz, "FedRec: Federated learning of universal receivers over fading channels," in *2021 IEEE Statistical Signal Processing Workshop (SSP)*. IEEE, 2021, pp. 576–580.
- [39] D. Wen, X. Jiao, P. Liu, G. Zhu, Y. Shi, and K. Huang, "Task-oriented over-the-air computation for multi-device edge AI," *IEEE Transactions on Wireless Communications*, vol. 23, no. 3, pp. 2039–2053, 2024.
- [40] Z. Zhuang, D. Wen, Y. Shi, G. Zhu, S. Wu, and D. Niyato, "Integrated sensing-communication-computation for over-the-air edge AI inference," *IEEE Transactions on Wireless Communications*, vol. 23, no. 4, pp. 3205–3220, 2024.
- [41] H. Wu, N. Mital, K. Mikolajczyk, and D. Gündüz, "Features-over-the-air: Contrastive learning enabled cooperative edge inference," *arXiv preprint arXiv:2304.08221*, 2023.
- [42] Z. Liu, Q. Lan, A. E. Kalør, P. Popovski, and K. Huang, "Over-the-air multi-view pooling for distributed sensing," *arXiv preprint arXiv:2302.09771*, 2023.
- [43] T. G. Dietterich *et al.*, "Ensemble learning," *The handbook of brain theory and neural networks*, vol. 2, no. 1, pp. 110–125, 2002.
- [44] C. M. Bishop *et al.*, *Neural Networks for Pattern Recognition*. Oxford University Press, 1995.
- [45] O. Sagi and L. Rokach, "Ensemble learning: A survey," *Wiley Interdisciplinary Reviews: Data Mining and Knowledge Discovery*, vol. 8, no. 4, p. e1249, 2018.
- [46] K. M. Ting and I. H. Witten, "Stacking bagged and dagged models," (*Working paper 97/09*). Hamilton, New Zealand: University of Waikato, Department of Computer Science, 1997.
- [47] L. Breiman, "Bagging predictors," *Machine learning*, vol. 24, pp. 123–140, 1996.
- [48] S. Shi, F. Nie, R. Wang, and X. Li, "When multi-view classification meets ensemble learning," *Neurocomputing*, vol. 490, pp. 17–29, 2022.
- [49] B. Mandira, D. Giritlioglu, S. F. Yilmaz, C. U. Ertenli, B. F. Akgür, M. Kinikhoğlu, A. G. Kurt, M. N. Doganlı, E. Mutlu, S. C. Gürel *et al.*, "Spatiotemporal and multimodal analysis of personality traits," in *15th International Summer Workshop on Multimodal Interfaces*, 2019, p. 32.
- [50] D. Giritlioglu, B. Mandira, S. F. Yilmaz, C. U. Ertenli, B. F. Akgür, M. Kinikhoğlu, A. G. Kurt, E. Mutlu, Ş. C. Gürel, and H. Dibeklioğlu, "Multimodal analysis of personality traits on videos of self-presentation and induced behavior," *Journal on Multimodal User Interfaces*, vol. 15, no. 4, pp. 337–358, 2021.
- [51] L. Xu, A. Krzyzak, and C. Y. Suen, "Methods of combining multiple classifiers and their applications to handwriting recognition," *IEEE transactions on systems, man, and cybernetics*, vol. 22, no. 3, pp. 418–435, 1992.
- [52] T. K. Ho, J. J. Hull, and S. N. Srihari, "Decision combination in multiple classifier systems," *IEEE transactions on pattern analysis and machine intelligence*, vol. 16, no. 1, pp. 66–75, 1994.
- [53] Z.-H. Zhou, *Ensemble Learning*. Singapore: Springer Singapore, 2021, pp. 181–210. [Online]. Available: [https://doi.org/10.1007/978-981-15-1967-3\\_8](https://doi.org/10.1007/978-981-15-1967-3_8)
- [54] C. Dwork, A. Roth *et al.*, "The algorithmic foundations of differential privacy," *Foundations and Trends in Theoretical Computer Science*, vol. 9, no. 3–4, pp. 211–407, 2014.
- [55] T. Steinke, "Composition of differential privacy & privacy amplification by subsampling," *arXiv preprint arXiv:2210.00597*, 2022.
- [56] J. Lee and C. Clifton, "How much is enough? choosing  $\epsilon$  for differential privacy," in *International Conference on Information Security*, 2011, pp. 325–340.
- [57] C. Dwork, F. McSherry, K. Nissim, and A. Smith, "Calibrating noise to sensitivity in private data analysis," in *Theory of Cryptography Conference*, 2006, pp. 265–284.
- [58] K. Bhatia, H. Jain, P. Kar, M. Varma, and P. Jain, "Sparse local embeddings for extreme multi-label classification," in *Advances in Neural Information Processing Systems*, 2015.
- [59] J. Liu, W.-C. Chang, Y. Wu, and Y. Yang, "Deep learning for extreme multi-label text classification," in *Proceedings of International ACM SIGIR Conference on Research and Development in Information Retrieval*, 2017, pp. 115–124.
- [60] P. Schulz, M. Matthe, H. Klessig, M. Simsek, G. Fettweis, J. Ansari, S. A. Ashraf, B. Almeroth, J. Voigt, I. Riedel *et al.*, "Latency critical IoT applications in 5G: Perspective on the design of radio interface and network architecture," *IEEE Communications Magazine*, vol. 55, no. 2, pp. 70–78, 2017.
- [61] F. Mezzadri, "How to generate random matrices from the classical compact groups," *arXiv preprint math-ph/0609050*, 2006.
- [62] D. Donoho, "Compressed sensing," *IEEE Transactions on Information Theory*, vol. 52, no. 4, pp. 1289–1306, 2006.
- [63] Y. Shao, D. Gündüz, and S. C. Liew, "Federated edge learning with misaligned over-the-air computation," *IEEE Transactions on Wireless Communications*, vol. 21, no. 6, pp. 3951–3964, 2021.
- [64] B. Balle and Y.-X. Wang, "Improving the Gaussian mechanism for differential privacy: Analytical calibration and optimal denoising," in *International Conference on Machine Learning*. PMLR, 2018, pp. 394–403.
- [65] B. Balle, G. Barthe, and M. Gaboardi, "Privacy amplification by subsampling: Tight analyses via couplings and divergences," in *Proceedings of the 32nd International Conference on Neural Information Processing Systems*, 2018, pp. 6280–6290.
- [66] A. Krizhevsky and G. Hinton, "Learning multiple layers of features from tiny images," University of Toronto, Toronto, Ontario, Tech. Rep. 0, 2009. [Online]. Available: <https://www.cs.toronto.edu/~kriz/learning-features-2009-TR.pdf>
- [67] H. Xiao, K. Rasul, and R. Vollgraf. (2017) Fashion-MNIST: A novel image dataset for benchmarking machine learning algorithms.
- [68] L. Bossard, M. Guillaumin, and L. Van Gool, "Food-101 – mining discriminative components with random forests," in *European Conference on Computer Vision*, 2014.
- [69] O. M. Parkhi, A. Vedaldi, A. Zisserman, and C. V. Jawahar, "Cats and dogs," in *2012 IEEE Conference on Computer Vision and Pattern Recognition*, 2012, pp. 3498–3505.
- [70] E. Saravia, H.-C. T. Liu, Y.-H. Huang, J. Wu, and Y.-S. Chen, "CARER: Contextualized affect representations for emotion recognition," in *Proceedings of the 2018 Conference on Empirical Methods in Natural Language Processing*. Brussels, Belgium: Association for Computational Linguistics, Oct.–Nov. 2018, pp. 3687–3697. [Online]. Available: <https://www.aclweb.org/anthology/D18-1404>
- [71] A. L. Maas, R. E. Daly, P. T. Pham, D. Huang, A. Y. Ng, and C. Potts, "Learning word vectors for sentiment analysis," in *Proceedings of the 49th Annual Meeting of the Association for Computational Linguistics: Human Language Technologies*. Portland, Oregon, USA: Association for Computational Linguistics, June 2011, pp. 142–150. [Online]. Available: <http://www.aclweb.org/anthology/P11-1015>
- [72] A. Paszke, S. Gross, S. Chintala, G. Chanan, E. Yang, Z. DeVito, Z. Lin, A. Desmaison, L. Antiga, and A. Lerer, "Automatic differentiation in pytorch," in *NIPS 2017 Workshop on Autodiff*, 2017. [Online]. Available: <https://openreview.net/forum?id=BJJsrnfCZ>
- [73] S. Marcel and Y. Rodriguez, "Torchvision the machine-vision package of torch," in *Proceedings of the 18th ACM international conference on Multimedia*, 2010, pp. 1485–1488.
- [74] T. Wolf, L. Debut, V. Sanh, J. Chaumond, C. Delangue, A. Moi, P. Cistac, T. Rault, R. Louf, M. Funtowicz, J. Davison, S. Shleifer, P. von Platen, C. Ma, Y. Jernite, J. Plu, C. Xu, T. L. Scao, S. Gugger, M. Drame, Q. Lhoest, and A. M. Rush, "Transformers: State-of-the-art natural language processing," in *Proceedings of the 2020 Conference on Empirical Methods in Natural Language Processing: System Demonstrations*. Online: Association for Computational Linguistics, Oct. 2020, pp. 38–45. [Online]. Available: <https://www.aclweb.org/anthology/2020.emnlp-demos.6>
- [75] A. Howard, M. Sandler, G. Chu, L.-C. Chen, B. Chen, M. Tan, W. Wang, Y. Zhu, R. Pang, V. Vasudevan *et al.*, "Searching for mobilenetv3," in *Proceedings of the IEEE/CVF International Conference on Computer Vision*, 2019, pp. 1314–1324.
- [76] V. Sanh, L. Debut, J. Chaumond, and T. Wolf, "DistilBERT, a distilled version of BERT: smaller, faster, cheaper and lighter," *arXiv preprint arXiv:1910.01108*, 2019.

- [77] I. Loshchilov and F. Hutter, "Sgdr: Stochastic gradient descent with warm restarts," *arXiv preprint arXiv:1608.03983*, 2016.
- [78] C. Szegedy, V. Vanhoucke, S. Ioffe, J. Shlens, and Z. Wojna, "Rethinking the inception architecture for computer vision," *Computer Vision And Pattern Recognition*, 2015.
- [79] L. I. Kuncheva, "A theoretical study on six classifier fusion strategies," *IEEE Transactions on Pattern Analysis and Machine Intelligence*, vol. 24, no. 2, pp. 281–286, 2002.
- [80] D. Wang, H. Xu, and Q. Wu, "Averaging versus voting: A comparative study of strategies for distributed classification," *Mathematical Foundations of Computing*, vol. 3, no. 3, p. 185, 2020.
- [81] P. Li and X. Li, "Differential privacy with random projections and sign random projections," *arXiv preprint arXiv:2306.01751*, 2023.
- [82] S. L. Warner, "Randomized response: A survey technique for eliminating evasive answer bias," *Journal of the American Statistical Association*, vol. 60, no. 309, pp. 63–69, 1965.
- [83] V. Feldman, A. McMillan, and K. Talwar, "Hiding among the clones: A simple and nearly optimal analysis of privacy amplification by shuffling," in *2021 IEEE 62nd Annual Symposium on Foundations of Computer Science (FOCS)*. IEEE, 2022, pp. 954–964.