

Artificial Intelligence in Extracting Diagnostic Data from Dental Records

Yao-Shun Chuang¹, Chun-Teh Lee², Oluwabunmi Tokede^{3,4}, Guo-Hao Lin⁵, Ryan Brandon⁶,
Trung Duong Tran⁴, Xiaoqian Jiang¹, Muhammad F. Walji¹

¹McWilliams School of Biomedical Informatics, University of Texas Health Science Center at Houston, Houston, Texas, USA;

²Department of Periodontics and Dental Hygiene, The University of Texas Health Science Center at Houston School of Dentistry, Houston, Texas, USA;

³Oral Healthcare Quality and Safety, The University of Texas Health Science Center at Houston School of Dentistry, Houston, Texas, USA;

⁴Diagnostic and Biomedical Sciences, The University of Texas Health Science Center at Houston School of Dentistry, Houston, Texas, USA

⁵Division of Periodontology, Department of Orofacial Sciences, School of Dentistry, University of California San Francisco, San Francisco, California, USA;

⁶Department of Oral Health Sciences, Temple University Kornberg School of Dentistry, Philadelphia, Pennsylvania, USA;

Abstract

This work focuses on extracting diagnostic information from unstructured text to address the significant issue of structured data missingness in dental records. In periodontology, the complexity of the updated classification system, despite being designed to enhance diagnostic accuracy, has paradoxically increased the likelihood of incomplete or missing diagnoses in the structured format. To tackle these challenges, the present research employs advanced artificial intelligence (AI) and natural language processing (NLP) methodologies to enhance the extraction of diagnoses from clinical notes. This research harnesses the capabilities of Large Language Models (LLMs), utilizing GPT-4 to generate synthetic notes. These synthetic notes are then used to fine-tune a RoBERTa model, significantly improving the model's ability to process and comprehend medical and dental language. For model evaluation, 120 clinical notes were randomly selected from the Sites 1 and 2 datasets. The results demonstrated high accuracy in the Periodontal status, Stage, and Grade categories, with the Site 1 achieving a weighted average score of 0.99 and the Site 2 scoring 0.98. In the Subtype category, the Site 2 outperformed Site 1, achieving perfect scores across all metrics. This method not only improves the model's extraction accuracy but also broadens its applicability across various dental contexts. The study highlights the transformative impact of AI and NLP in revolutionizing healthcare delivery and management. By integrating these technologies, the proposed solution significantly enhances documentation and simplifies administrative tasks by precisely extracting and processing complex clinical information. Therefore, integrating sophisticated AI tools with NLP techniques has proven effective in addressing the persistent challenges of dental diagnostics. Using synthetic training data generated by LLMs optimizes the training process, enhancing the accuracy and efficiency of identifying the periodontal diagnosis from clinical notes. This innovative approach is promising for broader application across various healthcare settings, potentially enhancing the quality of patient care.

Introduction

The vast amount of health data generated in the United States has the potential to unlock critical insights into disease understanding, quality improvement, and cost reduction in healthcare (Dash et al. 2019; Akila1 et al. 2022). Electronic dental records (EDRs), which are digital collections of patient oral healthcare events and observations, are now ubiquitous and essential for healthcare delivery, operations, and research in dentistry (Kruse et al. 2018; Patel et al. 2018; Thyvalikakath

et al. 2020). EDR data is often categorized as structured and unstructured. Structured EDR data includes standardized diagnoses, medications, and laboratory values in fixed numerical or categorical fields; however, challenges such as missing, incomplete, and inconsistent data are prevalent. Unstructured data, on the other hand, consists of free-form text written by healthcare providers, such as clinical notes and discharge summaries. Dental care providers frequently document detailed findings, diagnoses, treatment plans, and prognostic factors in this free-text format (Tokede et al. 2016). This unstructured data, which comprises a significant portion of total health records, is readily accessible during patient care but presents substantial challenges for secondary analysis, often requiring time-consuming and costly manual review by domain experts to extract meaningful insights (Carrell et al. 2017; Tayefi et al. 2021; Li et al. 2022). To fully harness the potential of health information technology in dentistry, addressing data missingness is crucial.

Natural language processing (NLP) techniques combined with artificial intelligence (AI) offer a powerful solution to identify and fill in missing diagnoses. AI, mimicking cognitive functions like learning, reasoning, and problem-solving, enhances healthcare capabilities and revolutionizes medical care delivery and management (Miller and Brown 2018; Zhou et al. 2024). The integration of NLP significantly boosts AI's impact in medicine, leading to advanced tools that optimize healthcare delivery and patient outcomes. These tools streamline administrative tasks, support diagnostics, improve patient interactions, and enhance system management efficiency (Attrey and Levit 2018; Miller and Brown 2018). Additionally, the advancement of NLP has been accelerated by the advent of Large Language Models (LLMs), deep learning-based architectures excelling in understanding and manipulating human language (Hadi et al. 2023; Naveed et al. 2023). Trained on vast datasets, these models perform various language tasks with exceptional precision and are increasingly available as pre-trained models, facilitating easy integration into diverse applications without substantial computational resources or deep machine learning expertise. As AI, NLP, and LLMs continue to advance and integrate into clinical practices, their transformative impact is anticipated to expand, solidifying their role as essential elements of modern medical infrastructure (Hu et al. 2021; Kung et al. 2023; Sallam 2023).

This study aims to tackle the challenge of missing structured clinical data through a periodontal use case, thereby advancing the field of dental informatics. Such oversights can compromise patient safety, escalate treatment costs, and result in incorrect treatment planning. To address this, an innovative approach with the latest AI technology, Generative Pre-trained Transformer 4 (GPT-4), was employed to enhance the accuracy and efficiency of extracting diagnostic information of periodontal diseases from clinical notes. By generating synthetic notes with GPT-4, we simplify the data annotation process, typically labor-intensive and error-prone. These notes serve as training data for a Robustly Optimized BERT Pretraining Approach (RoBERTa) model, significantly improving its ability to understand and process medical and dental language. This not only boosts the model's diagnostic accuracy but also its applicability across various healthcare domains, ultimately aiming to improve patient care outcomes (Hadi et al. 2023; Naveed et al. 2023).

Methods

Dataset

Data for this study was sourced from an Electronic Dental Record (EDR) spanning January 1, 2021, to December 31, 2021. The inclusion criteria required participants to have completed a thorough periodontal assessment, recording measurements such as pocket depth, clinical attachment loss, and the distance from the free gingival margin to the cemento-enamel junction (CEJ). Participants had to be at least 16 years old, possess a minimum of 10 natural teeth, and

have a full mouth series of radiographs. These criteria are essential for precise periodontal diagnosis. Clinical notes extracted from within a month of the exams totaled 8,125 from UTHealth (Site 1) and 7,000 from UCSF (Site 2). To create training data, the Site 1 randomly chose 15 notes corresponding to each periodontal status to generate 10 synthetic notes, yielding a total of 450 synthetic notes. LLMs used these notes as templates, preserving the diagnostic concepts while introducing variations to simulate a realistic clinical note scenario. To assess the model's predictive accuracy, 120 clinical notes from both institutions were randomly chosen and manually labeled by an experienced dentist to evaluate the NLP model performance.

Target information

This research incorporated five types of entities to address diagnoses related to periodontitis and non-periodontal conditions. The entity of periodontal status encompasses three categories: periodontitis, gingivitis, and health, each associated with corresponding entity details specific to each category. For periodontitis, the entities assessed included stage, grade, and extent. The molar/incisor pattern extent was excluded from consideration due to its rarity. This approach aligns with the classification system established by the 2018 guidelines from the American Academy of Periodontology (AAP) and the European Federation of Periodontology (EFP) (Kornman and Papapanou 2020). Specifically, diagnoses made prior to the implementation of the 2018 guidelines were excluded from the gold standard. In diagnosing gingivitis, the entities examined included the extent and the subtype (intact periodontium/reduced periodontium; past or stable periodontitis/ non-periodontitis); for gingival health, the focus was solely on the subtype. Details of the entities and their associated values are listed in Table 1.

Table 1. The details of entities.

Entity	Values	Entity	Values
Periodontal status	Periodontitis	Stage	I, II, III, IV
		Grade	A, B, C
		Extent	Localized, Generalized
	Gingivitis	Subtype	Intact Periodontium, Reduced Periodontium; Past/Stable Periodontitis Non-Periodontitis
		Extent	Localized, Generalized
	Health	Subtype	Intact Periodontium, Reduced Periodontium; Past/Stable Periodontitis, Non-Periodontitis

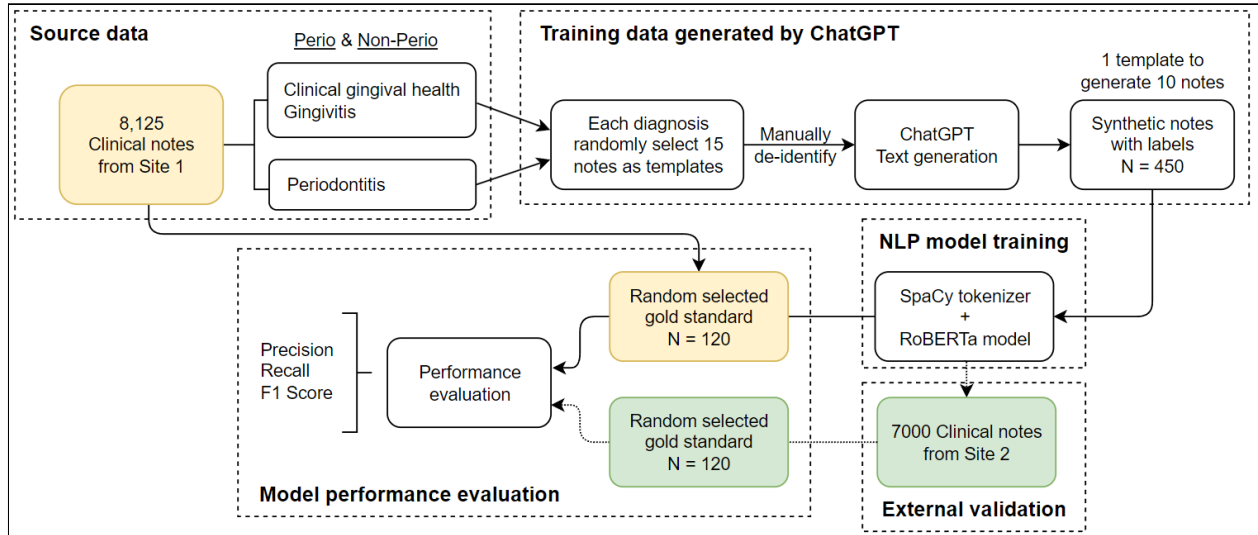


Figure 1. A flowchart representing this study, which encompasses the synthesis of training data, fine-tuning of the Named Entity Recognition (NER) model, followed by both internal and external evaluation.

NLP building blocks

The methodology of this study involves using LLMs to generate synthetic training data to fine-tune a Named Entity Recognition (NER) model, enhancing its development efficiency (Fig. 1). The study starts with selecting 15 clinical notes from the Site 1, randomly chosen using a rule-based method, to validate recorded diagnoses. To comply with HIPAA, these notes were manually de-identified, removing any information within the 18 protected health information (PHI) categories. After de-identification, the clinical notes were processed using the OpenAI GPT-4 API to generate synthetic data. This data fine-tuned the RoBERTa model. While some institutions might use sensitive information directly with the OpenAI API under HIPAA-compliant contracts via the Azure OpenAI platform, this study opted to train a distilled model locally for data security and compliance, facilitating external validation and adhering to broader regulatory standards.

To evaluate the fine-tuned model's efficacy, a random sample of 120 clinical notes from Sites 1 and 2 was selected. In a previous experiment focused on diagnosing periodontal diseases, 60 notes from the same dataset served as a gold standard, providing a reference point for identifying missed diagnoses. Classifying undiagnosed cases as true negatives—rare occurrences—can introduce bias in model evaluation by overestimating true positive cases. Therefore, by including Gingivitis and Health categories, an additional 60 notes were selected for review. These 120 notes underwent qualitative and quantitative analyses to assess the model's performance thoroughly. This approach ensures regulatory compliance and enhances the NER model's robustness and applicability across different institutional contexts, demonstrating its potential for wider implementation and scalability in real-world settings.

NER Model Setting

Tokenization was conducted using spaCy, a prominent NLP tool. SpaCy's non-destructive tokenization preserves the original format of clinical notes, including whitespace and punctuation, maintaining data integrity. Its flexible architecture allows customization of the NLP pipeline. Data were divided in an 8:1:1 ratio for training (80%), validation (10%), and testing (10%) and formatted according to spaCy's training specifications.

To enhance NER performance, this study integrated the RoBERTa base model, a robust pre-trained transformer. Leveraging spaCy's tokenization, the fine-tuned RoBERTa base improved the identification and categorization of named entities within clinical notes. RoBERTa's dynamic masked language modeling during pretraining prevents over-memorization, making it suitable for tasks requiring specific information extraction (Liu et al. 2019; Lewis et al. 2020).

Synthesize the Training Data with LLMs

Using the OpenAI API, the GPT-4 model was integrated into a Python project to enhance clinical notes generation. This process began by extracting target diagnosis notes as templates. These templates guided the LLMs in producing content that met clinical documentation requirements. The model generated new notes ten times using the same template, ensuring varied perspectives and data robustness. Prompts were meticulously crafted with specific rules, components, and labeling instructions for domain-specific standards and contextual relevance to the dental field (Appendix Figure 1). This method streamlined the creation of accurate clinical notes and demonstrated AI's potential in automating complex text-based tasks in healthcare. The HIPAA-compliant Azure OpenAI platform provided by UHealth ensured privacy compliance.

Enhancements to Data Pre-processing and Post-processing

Additional data pre-processing and post-processing steps were applied to enhance data integrity. In the pre-processing phase, labels and values were extracted from the results table and verified in the target sentence designated for generation, ensuring valid target labels and data for training the NER model. Post-processing included correcting typographical errors, standardizing values for Stages and Grades, and removing extraneous symbols to ensure consistency and accuracy. If data could not be generalized, the corresponding value was left blank.

Following the 2018 AAP/EFP classification, a patient should only have one periodontal diagnosis. In cases of multiple diagnoses, the most severe was selected, prioritizing periodontitis, then gingivitis, and lastly gingival health. For entities like stage and grade, the highest and most severe values were retained. For the Extent entity, a generalized category was selected when both generalized and localized conditions were indicated. This process aligns with common clinical principles. Clinical data are not reviewed to determine the most appropriate diagnosis.

Evaluation metrics

The NER model's performance was assessed using a confusion matrix. True positives (TP) are correct identifications of periodontal status, true negatives (TN) are agreements on the absence of the status, false positives (FP) are incorrect predictions, and false negatives (FN) are missed detections. Furthermore, three metrics evaluated the algorithm's effectiveness: Precision (P), Recall (R), and F1 Score. Precision measures the accuracy of true positives among positive predictions. Recall assesses the proportion of true positives among actual positive cases. The F1 Score is the harmonic mean of precision and recall. Due to variability and potential imbalance in periodontitis cases, both macro and weighted averages were used. The macro average computes the mean evaluation values across categories, while the weighted average accounts for the frequency of each category in the dataset.

Results

In this study, 120 clinical notes were randomly selected from a total of 8,125 notes in the Site 1 dataset and 7,000 notes in the Site 2 dataset, respectively, to evaluate the NER model. The performance data, categorized into Periodontal status, Stage, Grade, Extent, and Subtype, reveals high accuracy, especially in Periodontal status, Stage, and Grade categories (Fig. 2). The Site 1 recorded weighted averages of 0.99 for Periodontal status, while the Site 2 scored 0.98 (Table 2). Both macro and weighted averages showed minimal deviation, indicating consistent performance across classes. In the Stage and Grade categories, both institutions achieved perfect scores for all evaluation metrics.

For the Extent category, the model showed variability, with lower scores compared to other categories (Fig. 2). At the Site 1, macro and weighted averages were 0.95 across all metrics (Table 2). The Site 2 had lower performance, with macro averages of 0.88 for precision, 0.85 for recall, and 0.86 for F1-score, and weighted averages of 0.89 for precision, 0.88 for recall, and 0.88 for F1-score (Table 2). In the Subtype category, the Site 2 generally outperformed the Site 1. The Site 1 had weighted averages of 0.94 for precision, 0.93 for recall, and 0.91 for F1-score. The Site 2 achieved perfect performance with 1.00 across all metrics (Table 2).

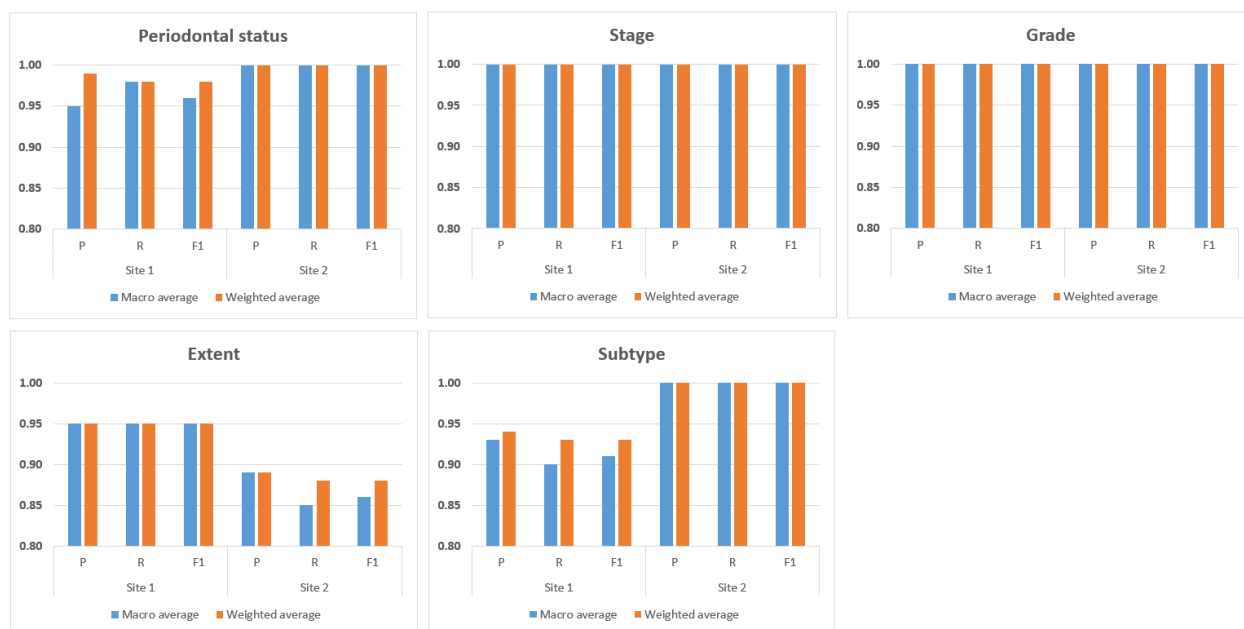


Figure 2. The performance of NER on the gold standard.

Table 2. The NER model performance comparison tested on the gold standard of the Sites 1 and 2.

		Precision		Recall		F1-score	
		Site 1	Site 2	Site 1	Site 2	Site 1	Site 2
Periodontal status	Average						
	Macro	0.95	1.00	0.98	1.00	0.96	1.00
	Weighted	0.99	1.00	0.98	1.00	0.98	1.00
Stage	Macro	1.00	1.00	1.00	1.00	1.00	1.00
	Weighted	1.00	1.00	1.00	1.00	1.00	1.00
Grade	Macro	1.00	1.00	1.00	1.00	1.00	1.00
	Weighted	1.00	1.00	1.00	1.00	1.00	1.00
Extent	Macro	0.95	0.89	0.95	0.85	0.95	0.86
	Weighted	0.95	0.89	0.95	0.88	0.95	0.88
Subtype	Macro	0.93	1.00	0.90	1.00	0.91	1.00
	Weighted	0.94	1.00	0.93	1.00	0.93	1.00

The confusion matrices were instrumental in evaluating the NER model's performance across various labels in the Sites 1 and 2 gold standard datasets (Fig. 3). Specifically, analysis of the Extent entity within the Site 2 dataset revealed several classification errors, including missed cases, incorrect predictions between Localized and Generalized categories, and false positives. Additionally, the analysis highlighted a predominance of N/A cases in two labels of the Subtype entity, suggesting complexity in subcategory distinctions.

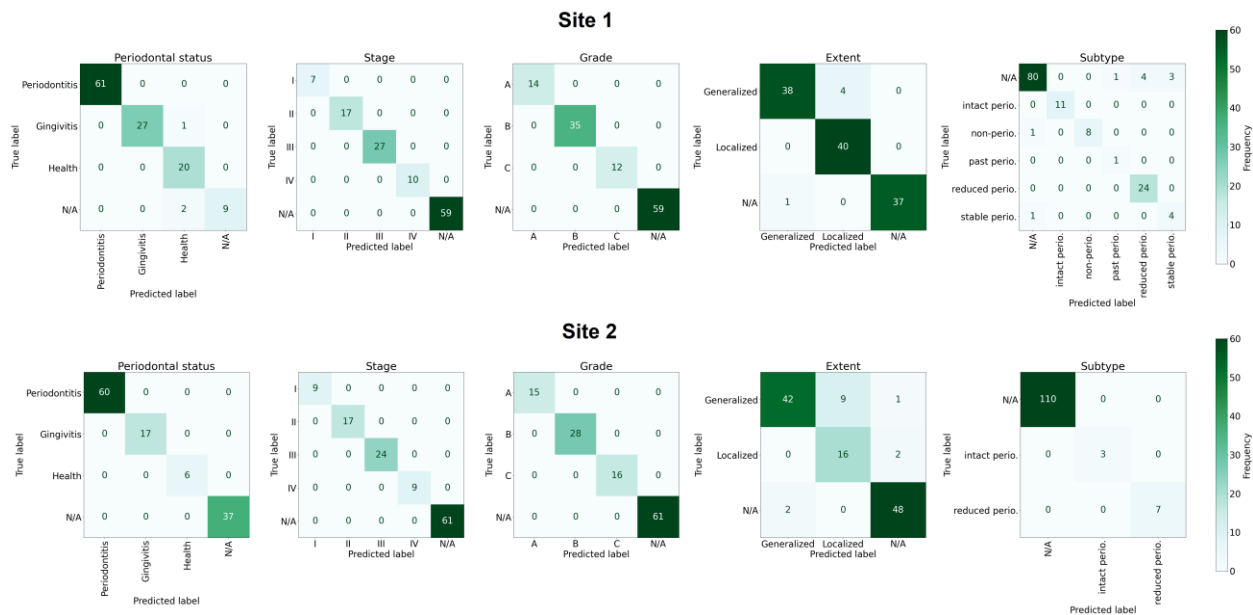


Figure 3. Confusion matrix of the Sites 1 and 2 gold standards with NER model predictions

Discussion

This study tackles the significant clinical challenge of missing diagnoses in dental records by employing LLMs within an NLP framework. The development of NER models using LLMs has shown exceptional efficacy in identifying these missing diagnoses from clinical notes. Compared to earlier studies that relied on traditional NLP tools or manually built NER models, which often struggled with data annotation (Patel et al. 2022; Chuang et al. 2023; Chuang et al. 2024), the use of synthetic training data generated by LLMs has significantly streamlined the data generation process. This approach has substantially reduced the manual labor and stress typically associated with data annotation tasks for researchers. Additionally, the models demonstrate remarkable performance on both internal and external datasets, underlining the robust, comprehensive training set facilitated by LLMs. This extensive dataset provides a strong linguistic and clinical foundation, enhancing the models' capability to adapt to diverse dental terminologies and diagnostic styles across various institutional environments. Furthermore, the methods used in the local distillation process are crucial in maintaining a balance between leveraging the expansive capabilities of LLMs and fine-tuning them to meet specific local requirements. This balance is vital for creating a model that is both specialized in its function and broad in its applicability, thereby enhancing the adaptability of NLP tools in addressing critical healthcare issues like missing diagnoses.

Additionally, the study revealed that synthetic data produced by LLMs effectively captures the essential features and variations of periodontal diagnoses, transcending specific institutional characteristics and highlighting the universal applicability and critical role of synthetic data in ensuring model effectiveness across diverse environments. The locally distilled NER models not only maintained but, in some instances, enhanced their accuracy when applied to external datasets. Such outcomes suggest that this approach can overcome limitations typically associated with traditional NLP methods, such as portability issues and a strong reliance on source data with limited generalizability. Moreover, the scalability of this approach is promising, as evidenced by the success of these models on external datasets, indicating the potential for implementation in other institutions, including those with constrained resources for extensive model training and customization. This scalability is crucial for the democratization of advanced AI tools in healthcare, promoting broader access and adoption. The implications of these findings are significant, as the exceptional performance of distilled models on external datasets introduces new opportunities for deploying these AI systems across various healthcare settings without substantial performance degradation. This addresses a pivotal challenge in the health NER domain—ensuring the adaptability and effectiveness of models even when faced with data from institutions not represented in their initial training sets.

In the qualitative analysis, the diverse and intricate contents posed a significant challenge and limitation, hindering the model's prediction accuracy and data processing capabilities, as observed after a thorough examination of error cases. The majority of errors occurred in scenarios involving multi-related words, typographical errors, and incorrect formatting. For instance, in the sentence "D: Localized Periodontitis Stage I Grade A with Generalized Recession," the NLP system could identify, "Generalized" as the Extent. However, the correct Extent relative to periodontitis should have been "Localized," resulting in incorrect entity extraction. Although addressing this issue would require the development of an additional NLP model focused on Relation Extraction (RE) to rectify this situation, such development was beyond the scope of this study. This issue was seen in both institutions and was more pronounced in the Site 2 dataset, with 12 cases identified in the gold standard. This was a primary factor contributing to the relatively low performance in identifying the Extent entity in the Site 2 dataset. Another minor error occurred due to variations in format. The NER model would analyze and learn the relative locations of entities in the training data implicitly. In case reviews, most diagnostic sentences began with a

"D" or "Diagnosis"; however, if a diagnosis commenced directly at the beginning of a sentence, such as "Generalized Stage 3 Grade B," the model's predictions would include Stage and Grade but omit the Extent, "Generalized."

Beyond error analysis, the NER model proposed in this study could facilitate the identification of both the completeness and the version of diagnoses, thereby aiding in the monitoring of diagnostic quality provided by dental care providers as well as in categorizing patient groups. During the case review, leveraging the reliability of the model's remarkable performance, a significant number of periodontitis diagnoses made before the 2018 guidelines were identified in both institutions by verifying whether Stage and Grade were extracted. This ratio could be indicative of the care providers' awareness and serve as a metric to further evaluate their professionalism in documenting dental notes. Additionally, when the NER model was applied to the entire dataset, approximately 70% of the entries were found to be non-diagnosis cases in the Site 2 dataset. Further examination revealed that the majority of these notes pertained to operative visits, primarily for restorations or extractions. The insights provided by the model could serve as another valuable reference, aiding in the management and decision-making processes within the institutions.

Conclusions

This study highlighted the advancements of LLMs in improving NER models for identifying and extracting periodontal diagnoses in clinical notes. The integration of synthetic training data streamlined the training process and enhanced model accuracy and adaptability. These locally distilled NER models reduced manual labor and improved diagnostic accuracy, especially with complex data formats and terminologies. Despite challenges with linguistic complexities and data formatting, the models' scalability and robustness indicate the potential for broader use in dental and medical diagnostics. Future enhancements could include integrating relation extraction techniques to improve entity recognition. Overall, this study provides a foundation for using advanced AI tools in healthcare, improving the interpretation of unstructured data, and enhancing patient care and healthcare management.

Declaration of Conflicting Interests

The authors declared no potential conflicts of interest with respect to the research, authorship, and/or publication of this article.

Funding

Funding for this research was provided by the U.S. Department of Health and Human Services, Agency for Healthcare Research and Quality. Research Grant no.: R01HS027938 entitled: "Dental Diagnostic Failures."

References

Akila1 A, Parameswari R, Jayakumari C. 2022. Big Data in Healthcare: Management, Analysis, and Future Prospects. In: Jaya A, Kalaiselvi K, Goyal D, AL- Jumeily D, editors. Handbook of Intelligent Healthcare Analytics. 1st ed. Wiley. p. 309–326. [accessed 2024 Jun 24]. <https://onlinelibrary.wiley.com/doi/10.1002/9781119792550.ch14>.

Attrey R, Levit A. 2018. The promise of natural language processing in healthcare. *Univ West Ont Med J.* 87(2):21–23.

Carrell DS, Schoen RE, Leffler DA, Morris M, Rose S, Baer A, Crockett SD, Gourevitch RA, Dean KM, Mehrotra A. 2017. Challenges in adapting existing clinical natural language

processing systems to multiple, diverse health care settings. *J Am Med Inform Assoc.* 24(5):986–991.

Chuang Y-S, Jiang X, Lee C-T, Brandon R, Tran D, Tokede O, Walji MF. 2024. Use GPT-J Prompt Generation with RoBERTa for NER Models on Diagnosis Extraction of Periodontal Diagnosis from Electronic Dental Records. In: *AMIA... Annual Symposium proceedings. AMIA Symposium.* Vol. 2023. p. 904–912.

Chuang Y-S, Lee C-T, Brandon R, Tran TD, Tokede O, Walji MF, Jiang X. 2023. Extracting periodontitis diagnosis in clinical notes with RoBERTa and regular expression. In: *2023 IEEE 11th International Conference on Healthcare Informatics (ICHI).* IEEE. p. 200–205.

Dash S, Shakyawar SK, Sharma M, Kaushik S. 2019. Big data in healthcare: management, analysis and future prospects. *J Big Data.* 6(1):54.

Hadi MU, Qureshi R, Shah A, Irfan M, Zafar A, Shaikh MB, Akhtar N, Wu J, Mirjalili S. 2023. A survey on large language models: Applications, challenges, limitations, and practical usage. *Authorea Prepr.*

Hu EJ, Shen Y, Wallis P, Allen-Zhu Z, Li Y, Wang S, Wang L, Chen W. 2021. Lora: Low-rank adaptation of large language models. *ArXiv Prepr ArXiv210609685.*

Kornman KS, Papapanou PN. 2020. Clinical application of the new classification of periodontal diseases: Ground rules, clarifications and “gray zones.” *J Periodontol.* 91(3):352–360.

Kruse CS, Stein A, Thomas H, Kaur H. 2018. The use of electronic health records to support population health: a systematic review of the literature. *J Med Syst.* 42(11):214.

Kung TH, Cheatham M, Medenilla A, Sillos C, De Leon L, Elepaño C, Madriaga M, Aggabao R, Diaz-Candido G, Maningo J. 2023. Performance of ChatGPT on USMLE: potential for AI-assisted medical education using large language models. *PLoS Digit Health.* 2(2):e0000198.

Lewis P, Ott M, Du J, Stoyanov V. 2020. Pretrained Language Models for Biomedical and Clinical Tasks: Understanding and Extending the State-of-the-Art. In: *Proceedings of the 3rd Clinical Natural Language Processing Workshop.* Online: Association for Computational Linguistics. p. 146–157. [accessed 2022 Dec 4]. <https://aclanthology.org/2020.clinicalnlp-1.17>.

Li I, Pan J, Goldwasser J, Verma N, Wong WP, Nuzumlalı MY, Rosand B, Li Y, Zhang M, Chang D. 2022. Neural natural language processing for unstructured data in electronic health records: a review. *Comput Sci Rev.* 46:100511.

Liu Y, Ott M, Goyal N, Du J, Joshi M, Chen D, Levy O, Lewis M, Zettlemoyer L, Stoyanov V. 2019. RoBERTa: A Robustly Optimized BERT Pretraining Approach. [accessed 2024 May 2]. <http://arxiv.org/abs/1907.11692>.

Miller DD, Brown EW. 2018. Artificial Intelligence in Medical Practice: The Question to the Answer? *Am J Med.* 131(2):129–133.

Naveed H, Khan AU, Qiu S, Saqib M, Anwar S, Usman M, Barnes N, Mian A. 2023. A comprehensive overview of large language models. *ArXiv Prepr ArXiv230706435.*

- Patel J, Siddiqui Z, Krishnan A, Thyvalikakath TP. 2018. Leveraging electronic dental record data to classify patients based on their smoking intensity. *Methods Inf Med.* 57(05/06):253–260.
- Patel JS, Brandon R, Tellez M, Albandar JM, Rao R, Krois J, Wu H. 2022. Developing automated computer algorithms to phenotype periodontal disease diagnoses in electronic dental records. *Methods Inf Med.* 61(S 02):e125–e133.
- Sallam M. 2023. ChatGPT utility in healthcare education, research, and practice: systematic review on the promising perspectives and valid concerns. In: *Healthcare*. Vol. 11. MDPI. p. 887.
- Tayefi M, Ngo P, Chomutare T, Dalianis H, Salvi E, Budrionis A, Godtliebsen F. 2021. Challenges and opportunities beyond structured data in analysis of electronic health records. *Wiley Interdiscip Rev Comput Stat.* 13(6):e1549.
- Thyvalikakath TP, Duncan WD, Siddiqui Z, LaPradd M, Eckert G, Schleyer T, Rindal DB, Jurkovich M, Shea T, Gilbert GH. 2020. Leveraging electronic dental record data for clinical research in the national dental PBRN practices. *Appl Clin Inform.* 11(02):305–314.
- Tokede O, Ramoni RB, Patton M, Da Silva JD, Kalenderian E. 2016. Clinical documentation of dental care in an era of electronic health record use. *J Evid Based Dent Pract.* 16(3):154–160.
- Zhou B, Yang G, Shi Z, Ma S. 2024. Natural Language Processing for Smart Healthcare. *IEEE Rev Biomed Eng.* 17:4–18.