

OmniBal: Towards Fast Instruct-tuning for Vision-Language Models via Omniverse Computation Balance

Yongqiang Yao^{*1} Jingru Tan^{*2} Feizhao Zhang³ Jiahao Hu³ Yazhe Niu³ Xin Jin³ Bo Li⁴ Ruihao Gong^{5,3}
Dahua Lin³ Ningyi Xu¹

Abstract

Vision-language instruct-tuning models have recently made significant progress due to their more comprehensive understanding of the world. In this work, we discover that large-scale 3D parallel training on those models leads to an imbalanced computation load across different devices. The vision and language parts are inherently heterogeneous: their data distribution and model architecture differ significantly, which affects distributed training efficiency. To address this issue, we rebalance the computational load from data, model, and memory perspectives, achieving more balanced computation across devices. Specifically, for the data, instances are grouped into new balanced mini-batches within and across devices. A search-based method is employed for the model to achieve a more balanced partitioning. For memory optimization, we adaptively adjust the re-computation strategy for each partition to utilize the available memory fully. These three perspectives are not independent but are closely connected, forming an omniverse balanced training framework. Extensive experiments are conducted to validate the effectiveness of our method. Compared with the open-source training code of InternVL-Chat, training time is reduced greatly, achieving about $1.8\times$ speed-up. Our method's efficacy and generalizability are further validated across various models and datasets. Codes are released at <https://github.com/ModelTC/OmniBal>.

1. Introduction

Large language models (LLM) have brought new possibilities to many fields. Multi-modal models, particularly Vision-Language Models (VLMs) (Alayrac et al., 2022; Team et al., 2023a; Reid et al., 2024; Liu et al., 2023a; Bai et al., 2023b; Chen et al., 2023), are advancing rapidly due to their deeper understanding of the world. The training scale of Vision-Language Models (VLMs) continues to expand, with increasingly larger datasets incorporating more text and higher-resolution images. Compared with the LLaVA-1.5 (Liu et al., 2023a), the InternVL-Chat (Chen et al., 2024) has expanded the dataset size from 665K to 5M and increased image resolution from 336x336 to 3840x2160. At the model level, larger vision encoders are adopted. The InternVL-Chat upgrades the visual encoder from $\sim 300\text{M}$ ViT-L-336px (Radford et al., 2021) to $\sim 6\text{B}$ InternViT-448px (Chen et al., 2023).

The larger datasets and models result in a more time-consuming training process. Therefore, efficient training strategies are essential for the rapid advancement of the field. 3D parallelism (Shoeybi et al., 2019; Rajbhandari et al., 2020; microsoft, 2020) is a popular framework for large-scale distributed training, which allows data and models to be distributed across multiple devices. Balancing computational load across devices is crucial in 3D parallelism by minimizing idle times.

In this work, we find that for instruct-tuning large vision-language models, the heterogeneous nature of data and model structures brings new challenges to 3D parallelism training: (1) Varying input sizes of LLM and ViT cause imbalance computational loads across training iterations and devices. (2) The heterogeneity between LLM and ViT models leads to inherent differences in the computational load of their transformer blocks. Along with varying input sizes, this inevitably results in uneven computational load and computational bubbles. (3) Input size variation and computational imbalance compel us to use the most aggressive re-computation (checkpointing) (Li et al., 2014) strategy to prevent program crashes, which wastes computational resources. We refer to those issues caused by the heterogeneity in data and model structures in large vision-

¹Shanghai Jiao Tong University ²Central South University
³SenseTime Research ⁴Tongji University ⁵Beihang University.
Correspondence to: Yongqiang Yao <soundbupt@gmail.com>.

language models as the **Computation Imbalance** problem, which reduces training efficiency.

To address this problem, a simple and efficient training framework called Omniverse Balance (**Omnibal**) is proposed, to balance computational load across multiple devices. This framework systematically balances computation in three bottlenecks, *i.e.* data, model, and memory, as shown in Figure 1. Omnibal works in these three closely connected aspects. **Data**: lays the groundwork for addressing model imbalances, while data and model form the foundation for solving memory issues. Ultimately, these three aspects collaborate to achieve balanced computation. **Data**: The balanced dynamic mini-batch method is proposed to group instances as new mini-batches according to text length and number of images. Specifically, an iterative algorithm based on sampling and filtering combines data of different sizes into balanced groups, ensuring stable input sizes; **Model**: We propose balanced model partitioning to evenly spread the computational load of LLM and VIT across devices. Using a search-based approach, we efficiently find optimal partition strategies within a small search space, enabling adaptation to different model architectures and hardware platforms. The balanced dynamic mini-batch method facilitates balanced model partitioning by ensuring input sizes are consistent in advance. **Memory**: A balanced adaptive re-computation method is proposed to optimize the re-computation strategy on each device, maximizing both memory utilization and training speed. We calculate the memory requirements of different models to adjust the re-computation strategy adaptively. Notably, our proposed balanced dynamic mini-batch and model partitioning ensures balanced computational loads on each device, making memory analysis feasible.

Extensive experiments are performed on various open-source VLM models at different scales, reducing overall training times significantly. GPU days are reduced for InternVL-Chat-1.5 (6+20B) from 61.8 to 21.3 under the Megatron-DeepSpeed (microsoft, 2020) backend. Scaling up to InternVL-Chat-1.5-Plus (6+34B), we consistently observe great speed-up, from 75.4 to 30.5 GPU days. We conduct thorough generalization experiments, including various datasets, hardware configurations, and multiple model combinations. Consistent and substantial improvements are observed across all experiments, demonstrating the effectiveness and versatility of our method.

In summary, our contributions are reflected in three levels: framework, method, and results.

- We are the first to identify and address the computational imbalance problem in large-scale VLM (Vision-Language Model) instruct-tuning training, proposing a systematic solution tailored to this challenge.

- Our approach is systematic rather than isolated and incremental, integrating the three interconnected modules of data, model, and memory to ensure computational balance across both inter- and intra-stage levels.
- Our method achieves great speed-up while maintaining model performance on the open-source training code. Its efficacy and generalizability are further validated across various models datasets and tasks.

2. Related Works

2.1. Multi-Modal Large Language Model(MLLM)

Large language models, such as ChatGPT (OpenAI, 2023a), GPT-4 (OpenAI, 2023b), Llama series (Touvron et al., 2023a;b; AI, 2024), and Gemini series (Team et al., 2023b; Reid et al., 2024), have seen significant advancements recently. They rely on large datasets for training to achieve strong performance, particularly in few-shot and zero-shot scenarios. Typically, they are built on textual data and can only accept text inputs. However, real-world scenarios often involve rich multi-modal information, *e.g.*, images. It has driven the development of large vision language models (VLMs). Visual encoders like Vision Transformer (ViT) (Dosovitskiy et al., 2021) usually incorporate vision information. A cross-modal connector is also required to align the vision encoder outputs to the language models. LLaVA (Touvron et al., 2023a) uses the simplest MLP, BLIP series (Li et al., 2022; 2023; Dai et al., 2024) uses Q-former, Qwen-VL-Chat (Bai et al., 2023b) uses a cross-attention module. VLMs expand large language models’ capabilities and application scenarios by instruct-tuning with text and image data. However, introducing multi-modal data and heterogeneous encoders brings challenges to the training.

2.2. Large-Scale Distributed Training

Distributed training is essential for efficiently utilizing multiple GPUs to train large language models. It is achieved through 3D parallelism (Shoeybi et al., 2019; Rajbhandari et al., 2020; microsoft, 2020): data, tensor, and pipeline parallelism. *Data Parallelism* splits the entire dataset into mini-batches and assigns them to multiple devices, each with a model replica. This approach maximizes the use of GPU power for large datasets. DeepSpeed Zero (Rajbhandari et al., 2020) enhances it by reducing weight redundancy. However, it can still be challenged by the memory limits of individual devices when handling huge models. *Tensor Parallelism* distributes a model’s weight matrices across multiple devices, enabling parallel matrix operations (Shoeybi et al., 2019) and reducing per-device memory requirements. This method accelerates computation but requires dense inter-device communication, typically restricted to single-node deployments to minimize latency. *Pipeline Parallelism*

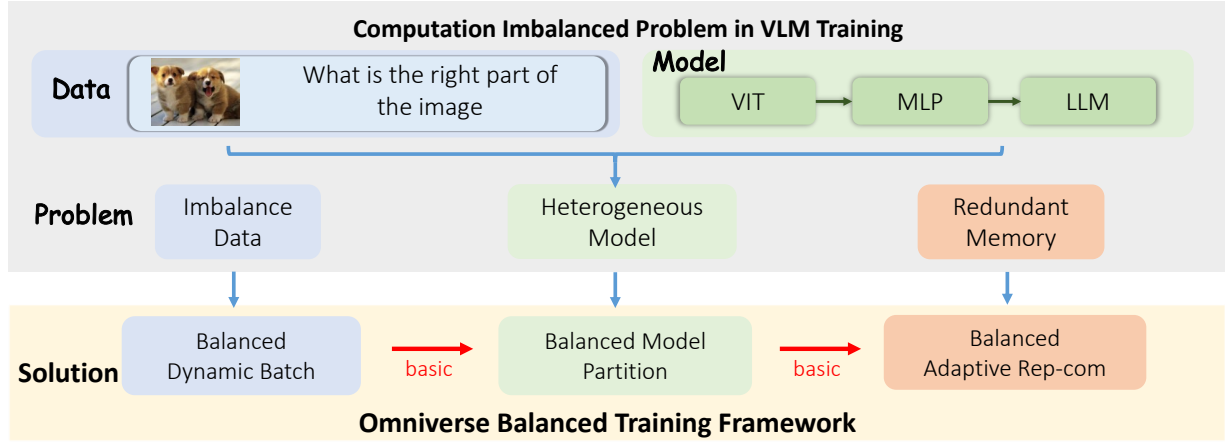


Figure 1. Overview of the computation imbalanced problem and our proposed solution in Standard Vision-Language instruct-tuning framework. We consider the bottleneck issues of data, model, and memory, and propose an omniverse solution addressing these three aspects, each providing the foundation for the next.

Table 1. Analysis of computation imbalance.

Dimension	Input	Forward time	Cost memory
Inter-Stage	$1.4K \pm 0.9K \text{ token}$	$85 \pm 93 \text{ ms}$	$39 \pm 23 \text{ G}$
Intra-Stage-1	$1.9K \pm 1.2K \text{ token}$	$136 \pm 155 \text{ sm}$	$73 \pm 6 \text{ G}$

divides a model into segments and assigns them to different devices, creating a computation flow like a production line. This technique facilitates larger model scaling across nodes. GPipe (Huang et al., 2019) proposes micro-batching to decrease forward bubbles. PipeDream (Narayanan et al., 2019) further proposes a one-forward-one-backward (1F1B) scheme to optimize memory usage. In pipeline parallelism, uneven layer partitioning can cause significant pipeline bubbles. PipeDream (Narayanan et al., 2019) and AdaPipe (Sun et al., 2024) optimize model partitioning and re-computation strategies based on profiling and dynamic programming, respectively. However, these advancements are primarily tested in text-based models and may require adaptation for large vision language model scenarios.

3. Problem Analysis

3.1. Computation Imbalance

In this section, we explore the unique challenges of large-scale distributed training for vision-language models, focusing on two dimensions: **Inter-Stage** and **Intra-Stage** computation imbalance. Inter-Stage means the computation imbalance of different pipeline parallel stages. Intra-Stage indicates the computation imbalance of the same stage across time and device. Figure 2 shows these two computation imbalances more intuitively. And they both include three specific levels: data, model, and memory. To quantify this problem, we used the InternVL-Chat-1.2 dataset (Chen

et al., 2024) to perform profile statistics shown in Tabel 1. For the Intra-Stage, we counted the information of Stage 1 as a sample.

Data Imbalance: LLMs are trained on texts using next-token prediction, allowing consistent input lengths through arbitrary text sub-strings. In contrast, VLMs handle texts and images, requiring data integrity, and preventing arbitrary truncation. The varying number of images, resolutions, and text lengths result in considerable differences in input sizes across mini-batches. From Tabel 1 and Figure 2, data imbalance occurs in Inter-Stage and Intra-Stage. To better quantify the impact of dynamic input, we define the DistRatio (introduced in Section 4) to measure the degree of data imbalance of VIT and LLM.

Model Imbalance: LLMs use identical transformer modules with the same computational load. Evenly dividing these layers in pipeline parallelism distributes the load effectively. However, VLMs require additional image pre-processing, necessitating an image encoder. The structural disparity between VIT and LLM results in different computational demands. From Tabel 1 and Figure 2, the standard deviation of forward time is huge in both Inter-Stage and Intra-Stage, indicating a serious computation imbalance.

Memory Imbalance: LLMs require significant GPU memory due to their large parameter size. When memory is insufficient, re-computation (Li et al., 2014) techniques discard some intermediate activation values and recompute them during backward propagation to save memory. VLM encounters great memory challenges due to the variable scales of data inputs and the heterogeneity between vision and language models. The presence of numerous images or long text inputs can lead to excessive GPU memory usage, requiring the most aggressive re-computation settings

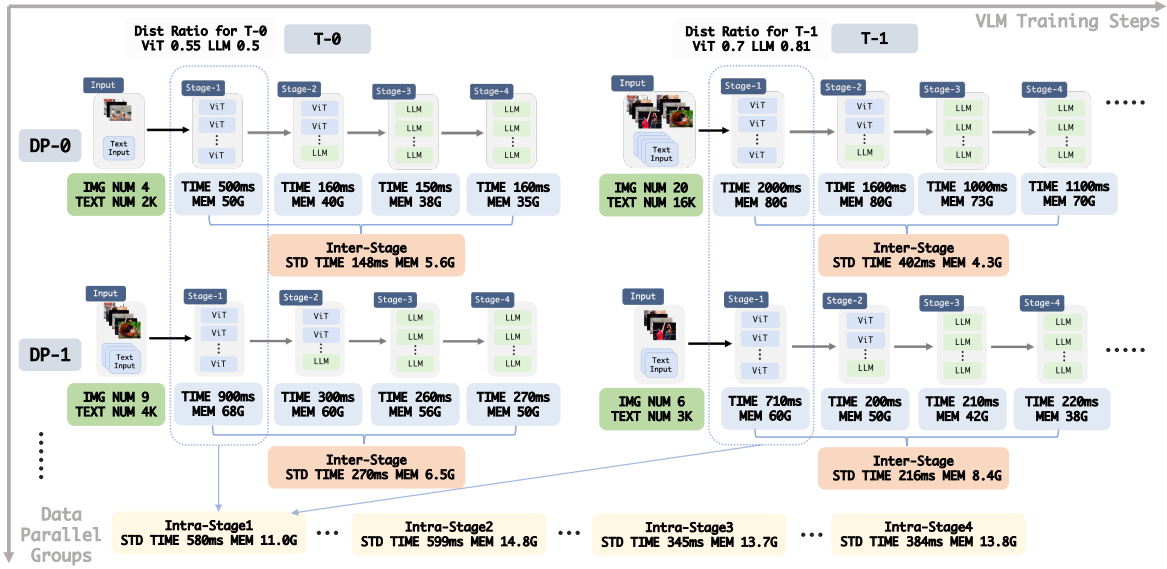


Figure 2. The Problem of Computation Imbalance in VLM Instruct-tuning Training Pipeline. DP-0 and DP-1 represent different Data Parallel processes. T-0 and T-1 represent different training times. TIME and MEM represent forward time and cost memory in the current stage respectively. STD stands for standard deviation.

to prevent the program from crashing. However, excessive re-computation can slow down the training process. From Table 1 and Figure 2, memory imbalance is reflected in both Inter-Stage and Intra-Stage in the existing training setting.

Differences between VLM and LLM training: As mentioned above, the difference between VLM and LLM arises from the data composition and model structure, resulting in unique Inter-Stage and Intra-Stage challenges. Inter-Stage: Since LLM has a fixed structure, the model can be equally divided and there is no Inter-Stage imbalance for any input. Dynamic input or inconsistent text-image ratios in heterogeneous VLM will lead to an Inter-Stage imbalance problem. Intra-Stage: For the LLM-Pretrain task, the input is fixed and there is no Intra-Stage imbalance problem. Dynamic input can be converted into static input by simple packing (Kosec et al., 2021) to reduce the computation imbalance for the LLM-SFT task. However, VLM instruct-tuning training cannot rely on simple packing to ensure fixed inputs for VIT and LLM, resulting in computation imbalance problems.

3.2. Quantitative Evidence of Computation Imbalance Problem

The computation imbalance of VLM instruct-tuning training consists of two dimensions: Inter-Stage and Intra-Stage:

Inter-Stage imbalance means the computation imbalance of different pipeline parallel stages (stage 1 to stage 4 in Figure 2).

Intra-Stage imbalance indicates the computation imbalance of the same stage across time and devices. They both include three specific levels: data, model, and memory.

ance of the same stage across time and devices. They both include three specific levels: data, model, and memory.

Data Evidence: As shown in Figure 2, at time T-0, the Vision and LLM inputs for DP-0 (Group 0 of data-parallel) and DP-1 (Group 1 of data-parallel) differ (Img=4, Text=2k vs. Img=9, Text=4k). Different inputs will bring different computational complexities. For example, the total forward time of DP-0 at time T-0 is 970ms (500 + 160 + 150 + 160), and the total forward time of DP-1 at time T-0 is 1730ms (900 + 300 + 260 + 270). DP-0 needs to wait for DP-1 to complete all training before updating parameters, which will cause DP-0’s GPU resources to wait for a long time. This is the Intra-Stage imbalance problem across devices. For DP-0, the inputs at times T-0 and T-1 on the same device also differ significantly (e.g., Img=4, Text=2k versus Img=20, Text=16k), which is an Intra-Stage imbalance problem over time. This results in a substantial variance in forward time and memory usage, creating challenges in determining a globally optimal model partition strategy.

Model Evidence For DP-0, at T-0 and T-1, the standard deviation (148ms and 402 ms) of the forward time across different stages is significant, leading to serious bubbles in pipeline parallelism and slowing down training speed. This is the Inter-Stage imbalance problem. Furthermore, the computation distribution across stages shows a huge difference between T-0 and T-1. For example, the computation distribution at T-0 is (500:160:150:160)=(0.52:0.16:0.15:0.16), while the computation distribution at T-1 is

(2000:1600:1000:1100)=(0.35,0.28,0.18,0.19).The varying computation distribution makes it challenging to determine the optimal model partition strategy. This includes the Inter-Stage and Intra-Stage problems (over time).

Memory Evidence The memory consumption for Stage-1 at different time points is as follows: 50 GB at T-0, 80 GB at T-1 for DP-0, 68 GB at T-0, and 60 GB at T-1 for DP-1. To prevent program crashes, we must configure the re-computation strategy based on the highest memory usage, which is 80 GB. This approach introduces additional computational overhead, categorized as the Intra-Stage imbalance problem (over time). Additionally, for DP-1, the memory usage across different stages at both T-0 and T-1 has a high standard deviation (6.5 GB and 8.4 GB, respectively). Using the same re-computation strategy for different stages will also bring computational overhead according to the highest memory usage. This variation represents the Inter-Stage imbalance problem.

4. Method

This section presents our computation-balanced framework OmniBal for training large vision-language models. To address an imbalanced computational load across devices, we first manage the large data input variations, which is the most fundamental issue in the computation imbalance problem. This enables balanced model partitioning. Finally, the re-computation strategy for each partition is optimized. Figure 3 shows our training pipeline.

4.1. Balanced Dynamic Mini-Batch

For instruct-tuning VLMs, each training sample contains various images and texts, resulting in non-fixed input sizes. We evaluate data imbalance from two perspectives: within-device samples and cross-device mini-batches.

Pad Ratio (within-device): When combining samples of different sizes into a mini-batch, smaller samples need to be padded to ensure aligned input sizes. The Pad Ratio is calculated as follows:

$$PadRatio = \frac{\sum_i^B (t_{max} - t_i)}{t_{max} \times B} \quad (1)$$

Where t_{max} represents the maximum number of tokens in a mini-batch of size B , and t_i denotes the number of tokens for sample i within that mini-batch.

Dist ratio (cross-device): Even after padding, the sizes of mini-batches on different devices may vary, leading to different input scales across devices. The distribution ratio is calculated as follows:

Algorithm 1 ISF: Iterative Sampling and Filtering

```

1: ISF: Sampling Stage
2:  $\mathcal{D} = \text{randperm}(\mathcal{D})$ , set  $\mathcal{G} = []$ 
3: for  $(x_i, y_i)$  in  $\mathcal{D}$  do
4:    $\mathcal{G} \leftarrow \mathcal{G} + (x_i, y_i)$ 
5:   if  $I_v > Q_v$  or  $I_t > Q_t$  then
6:      $\mathcal{G} \leftarrow \mathcal{G} - (x_i, y_i)$ 
7:      $\mathcal{P} \leftarrow \mathcal{P} + \mathcal{G}$ , set  $\mathcal{G} = [(x_i, y_i), ]$ 
8:   end if
9: end for
10: return  $\mathcal{P}$ 

11: ISF: Filtering Stage
12: Get  $\mathcal{P}$  from Sampling Stage
13: for  $\mathcal{G}$  in  $\mathcal{P}$  do
14:   if  $I_v < Q'_v$  and  $I_t < Q'_t$  then
15:      $\mathcal{P} \leftarrow \mathcal{P} - \mathcal{G}$ 
16:   else
17:     remove all  $(x_i, y_i)$  of  $\mathcal{G}$  from  $\mathcal{D}$ 
18:   end if
19: end for
20: return  $\mathcal{P}, \mathcal{D}$ 

```

$$DistRatio = \frac{\sum_i^N (T_{max} - T_i)}{T_{max} \times N} \quad (2)$$

Where N represents the number of devices, T_{max} denotes the maximum number of mini-batch tokens across all devices, and T_i refers to the number of mini-batch tokens on the i^{th} device. Non-fixed input sizes in VLMs have a larger Pad Ratio and Dist Ratio, as shown in Table 3 (row 1). A high Pad Ratio wastes computational resources, while a high Dist Ratio causes device idle time. They significantly impact training throughput efficiency.

To address this issue, An adaptive grouping strategy that organizes multiple samples, ensuring that both image and text sizes in the resulting groups remain within a relatively fixed range is implemented. We refer to this method as the Balanced Dynamic Mini-Batch. Determining the optimal grouping strategy is a non-trivial problem, An iterative method is designed using sampling and filtering to group samples. As illustrated in Algorithm 1, it **Iterative Sampling and Filtering (ISF)** involves the following steps:

1. Sampling Stage: For current dataset $\mathcal{D} = \{(x_i, y_i) \mid i\}$, we randomly add samples d_i consisted of images x_i , text y_i to current group \mathcal{G} . If the total number of images $I_v = \sum_{x_i \in \mathcal{G}} |x_i|$ or the total text length $I_t = \sum_{y_i \in \mathcal{G}} |y_i|$ reaches the predefined maximum number of images Q_v or text Q_t , we add this group to the candidate set \mathcal{P} and create a new group containing (x_i, y_i) for the subsequent samples. Otherwise, we will continue adding samples to the current group. At the end of the sampling stage, we will have a candidate

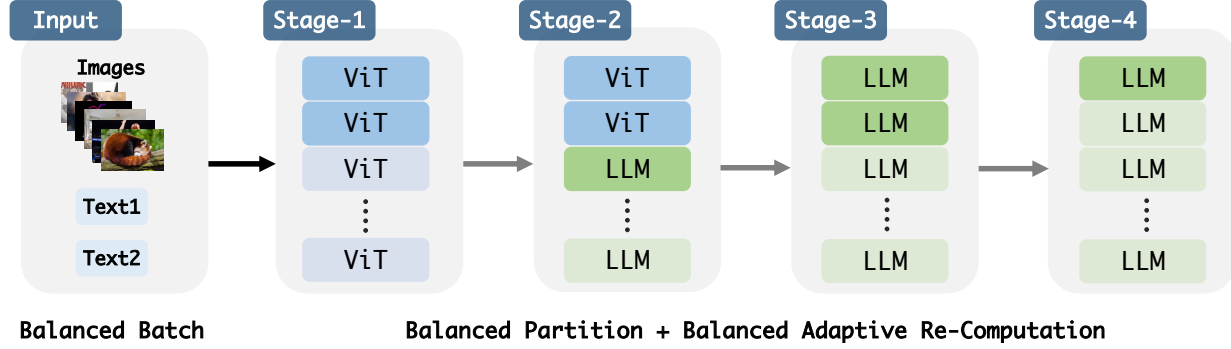


Figure 3. The pipeline consists of four stages, labeled Stage-1 to Stage-4, each representing a different stage of pipeline parallelism. Within this structure, "ViT" stands for the Vision Transformer layer, while "LLM" refers to the Transformer layer used for large language models (LLM). Regarding computational execution, the darker-colored sections signify forward passes with re-computation. In contrast, the lighter-colored sections denote a standard forward pass without re-computation.

set $\mathcal{P} = \{\mathcal{G}_i | i = 1, 2, 3, \dots\}$.

2. Filtering Stage: We first define the target number of images Q'_v and text Q'_t . For each group \mathcal{G}_i in candidate set \mathcal{P} , we keep \mathcal{G} whose image number I_v or text length I_t satisfy $I_v \geq Q'_v$ or $I_t \geq Q'_t$, and remove all samples (x_i, y_i) in that group from \mathcal{D} . Otherwise, we remove non-satisfied \mathcal{G}_i from \mathcal{P} . Ultimately, \mathcal{P} becomes our target set, and \mathcal{D} becomes our updated dataset for the next iteration.

The sampling and filtering stages alternately are repeated for a maximum of T times. The candidate set is acquired \mathcal{P} each time, which includes more valid sample groups \mathcal{G} . Meanwhile, we have the updated dataset \mathcal{D} consisting of unselected samples, which is used for sampling and filtering in the next iteration. To ensure that the mini-batches constructed by the ISF method achieve lower Pad Ratio and Dist ratio, appropriate values for Q_v and text Q_t need to be determined. The optimal values for Q_v and Q_t vary across different datasets. In practice, A statistical approach described in Section ?? is used to determine these values.

4.2. Balanced Model Partitioning

Given the number of layers L in the model and the pipeline parallel size N , our goal is to find an optimal partition strategy $P = (P^{(1)}, P^{(2)}, P^{(3)}, \dots, P^{(N-1)})$ such that the training speed of the model is maximized. Here, $P^{(1)} < P^{(2)} < P^{(3)} < \dots < P^{(N-1)}$, and the i^{th} partition stage S_i consists of layers l_k , where $P^{(i-1)} \leq l_k < P^{(i)}$, with $P^{(0)} = 1$ and $P^{(N)} = l + 1$. For example, given a model with $L = 20$ layers and pipeline size $N = 4$, assume that we have an optimal partition $P = (5, 10, 15)$. The first partition S_i consists of layers l_1, l_2, l_3, l_4 since $P^{(0)} = 1, P^{(1)} = 5$.

However, achieving balanced pipeline partitioning for VLMs is a more challenging task compared to LLMs. We must consider: (1) *Model Heterogeneity*: The structural

differences between visual and language models make simple parameter-based or layer-based partition strategies ineffective. (2) *Communication Overheads*: Different partitioning strategies result in varying communication volumes, as the number of activations in each layer can differ significantly in VLMs. (3) *Hardware Variability*: Different platforms exhibit varying levels of capability, particularly in terms of communication overhead. On platforms with high network bandwidth, communication overhead can be negligible. Based on the above analysis, A heuristic search algorithm to find the optimal partition is developed. We first identify a candidate set of partition strategies $\{P_k = (P_k^{(1)}, P_k^{(2)}, P_k^{(3)}, \dots, P_k^{(N-1)}) \mid k = 1, 2, 3, \dots\}$ that possibly contain the optimal one. Then, the optimal partition strategy P^* is selected based on the running time:

$$P^* = \operatorname{argmin}_{P_i} f(P_i) \quad (3)$$

Here, $f(P_i)$ is the average running time obtained by training the model for several iterations.

Partition Candidates: We start by profiling each layer's computation time $\text{FWD}(l_i)$. A greedy algorithm is employed to compute the anchor partition strategy P^+ , making the computation time of all partition stages S_i close. Around P^+ , A candidate set of partition strategies is created by jittering $P^{(1)}, P^{(2)}, \dots, P^{(N-1)}$ within a radius of r . When $r = 1$ and $N = 4$, there are a total of $3^3 = 27$ candidates.

Partition Metrics: When r and N are very large, there will be a vast number of partition candidates, making it inefficient to evaluate the running time for each one. Therefore, two metrics to rank these candidates are designed.

The first metric is the difference in running time between different pipeline stages S_i . Smaller differences generally result in fewer bubbles and faster execution. We use the variance of the running times of different pipeline stages to

Table 2. Main Results. We use open-source InternVL-Chat-1.5 6+20B and 6+34B as the models with either DeepSpeed (ZeRO-3) or Megatron-Deepspeed backend. GPU Days are reported in the InvernVL-Chat-1.2 1.2M training dataset to show the speed-up ratio. Models are also evaluated on five commonly used benchmarks.

Model	Balance?	Backend	MMB-EN/CN	ChartQA	AI2D	MMVet	MME	GPU Days (speed-up)
6+20B	×	DeepSpeed	78.2/77.4	86.2	71.3	48.9	1901.2	38.9 (1.00×)
	✓	DeepSpeed	78.7/77.6	86.5	71.4	50	1969.4	25.3 (1.54×)
	×	Megatron	79.5/77.7	87.3	71.6	45.0	1957.7	61.8 (0.63×)
	✓	Megatron	78.6/77.5	86.7	70.9	48.5	1956.3	21.3 (1.83×)
6+34B	×	DeepSpeed	80.0/79.2	86.6	73.4	45.9	2015.8	54.3 (1.00×)
	✓	DeepSpeed	80.9/79.0	89.1	73.3	47.0	2153.6	35.5 (1.53×)
	×	Megatron	80.2/79.3	88.9	73.7	44.2	2111.9	75.4 (0.72×)
	✓	Megatron	80.1/78.0	89.3	73.5	45.4	2072.7	30.5 (1.80×)

measure this difference.

$$\text{VAR}(\text{fwd_time}) = \sum_{i=1}^N (\text{FWD}(S_i) - \overline{\text{FWD}(S_i)})^2 \quad (4)$$

The second metric is the total point-to-point communication volume of the partition strategy P_i . It depends on P_i consisting of $(P^{(1)}, P^{(2)}, P^{(3)}, \dots)$

$$\text{SUM}(\text{comm}) = \sum_{i=1}^{N-1} \text{ACTIV}(l_{pi}) \quad (5)$$

Where l_{pi} is the last layer of partition strategy $P^{(i)}$ and $\text{ACTIV}(l_{pi})$ is the activation number of layer l_{pi} , indicating the point-to-point communication volume of $P^{(i)}$. We use the sum of $\text{VAR}(\text{fwd_time})$ and $\text{SUM}(\text{comm})$ as the metric for the partition and rank them to select the top K candidates for speed evaluation.

4.3. Balanced Adaptive Re-Computation

Thanks to the balanced dynamic mini-batch and balanced model partition, a balanced computational load is maintained across each pipeline stage. The memory requirements are now stabilized as the computational demand has been fixed. As a result, we can optimize the re-computation strategy based on actual memory needs, rather than relying on the most aggressive approach to avoid crashes. Reducing the number of re-computations accelerates the model’s backward pass, leading to faster training speed.

We find that heterogeneous architectures have different memory requirements. For example, the vision model in InternVL-Chat-1.5 requires more GPU memory than the language model under the same computational load. Therefore, it is necessary to analyze the memory requirements of each layer in the vision and language models individually and adaptively determine the optimal re-computation strategy for each layer. Specifically, we start by profiling to determine the memory requirements of each layer. Based on the available memory of each device, we then determine

the optimal re-computation configurations in pipeline stage S_i .

Here, we provide a detailed introduction to the Balanced Adaptive Re-Computation Strategy. In this context, Q_v and Q_t represent the inputs for Vision Transformer (ViT) and Large Language Model (LLM) respectively. M_r denotes the remaining GPU memory at the current stage, while M_t and M_v indicate the GPU memory saved by each transformer layer of the LLM and ViT when enabling re-computation.

Step-1: Given the inputs Q_v and Q_t , we enable the re-computation strategy across all transformer modules of the model. At each forward pass, we clear the cache and record each stage’s remaining memory usage M_r .

Step-2: We manually disable re-computation for some layers based on the remaining GPU memory. Subsequently, we record the GPU memory usage M'_r for each stage.

Step-3: Based on the memory differences ΔM_r observed between Step-1 and Step-2, along with the re-computation strategy implemented at each stage, we estimate the memory savings M_t and M_v for each transformer layer of the ViT and LLM, respectively.

Step-4: Based on the estimated GPU memory savings M_t and M_v measured in Step-3, as well as the remaining memory M_r from Step-1, We first estimate the theoretically optimal re-computation strategy for each stage and conduct the training test. If the test runs successfully, we adopt this strategy. If it fails, we incrementally increase the number of re-computation layers by the remaining GPU memory for each stage.

5. Experiments

In this section, The models and datasets are introduced. Then, we demonstrate the acceleration compared to current state-of-the-art VLMs. Subsequently, a detailed comparison of each component proposed in our method is presented, highlighting its specific contribution to training acceleration. Finally, extensive experimental analysis is conducted.

Table 3. Importance of data balance. AVE-BS indicates average batch size. We report results with Model Balance (MB) and without MB.

Method	AVE-BS	Max-Seq-Len		Pad Ratio	Dist Ratio		Balanced	GPU Days	
		VIT	LLM		VIT	LLM		w/o MB	w MB
baseline	4	20K	16K	0.31	0.34	0.30	×	61.8	42.2
length-group	4	20K	16K	0.20	0.26	0.13	×	54.0	40.0
device-group	4	20K	16K	0.378	0.125	0.15	×	54.5	43.6
ISF(ours)	4.6	9K	4K	0	0.02	0.14	✓	51.9	29.0

Table 4. Importance of model balance. VAR indicates variance. SUM(comm) is the summation of commutation volume (MByte)

Method	VAR(param)	VAR(num_layer)	VAR(fwd.time)	Δ SUM(comm)	GPU days
(1) parameter-based	0.03	13.4	93.6	+0.0	42.2
(2) layer-based	<u>0.64</u>	1.2	20.1	+8.2	30.6
(3) profile-based	<u>0.85</u>	2.1	6.5	+16.6	30.9
(4) BMP (ours)	0.83	<u>1.5</u>	<u>12.2</u>	-21.0	29.0

5.1. Experimental setup

Model & Dataset setting: We conduct experiments following the open-source InternVL-Chat-1.5 setting. Our vision and language models are InternViT-6B and InternLM2-20B, respectively. Two configurations are employed: InternVL-Chat-1.5 (6+20B) and InternVL-Chat-1.5-Plus (6+34B). As the InternVL-Chat-1.5 dataset is not yet available, we utilize the InternVL-Chat-1.2 dataset, which comprises approximately 1.2 million samples, as an alternative. All other training settings remain unchanged. GPU Days are our evaluation metric to estimate the total training time. Specifically, GPU Days are reported based on A100 GPU usage to evaluate the speed-up performance.

Implementation Details: We determine Q_v and Q_t using dataset statistics. The total text token lengths and image count are used to compute the average tokens per image. Q_t is set to the longest text token length, and the text-to-image ratio determines Q_v . For images, $Q'_v = Q_v$, and for text, $Q'_t = Q_t - 128$. In the InternVL-Chat-1.2 dataset, $Q_t = 4K$, $Q_v = 9$, with each image processed into 1K tokens for VIT.

Choice of Q_v, Q_t . Here we provide some ablation experiments for choosing Q_v and Q_t : Q_v represents the threshold for the number of input images, while Q_t represents the threshold for text length. It is challenging to maintain an exact number of images and text length, so we relax these conditions to allow for approximation.

Partition computation The computational overhead is minimal. In fact, establishing the basic anchor strategy involves profiling the forward time and activation values of different layers. In our experiment, only five steps are needed, resulting in very little computational overhead. The anchor may not be the direct optimal solution. We empirically find that the final optimal solution is generally within $r \leq 3$.

Cost of Calculating the Optimal Solution: After obtaining the anchor, we select the top K partitions (10-15) near the anchor for speed measurement, as described in Section 4.2. Each speed measurement requires only 3 steps, making the cost relatively small compared to the entire training process.

5.2. Main Results

We demonstrate the superiority of OmniBal under various settings in Table 2. Baseline model is InternVL-Chat-1.5 (6+20B) (Chen et al., 2024), with DeepSpeed ZeRO-3 backend. OmniBal reduces GPU days from 38.9 to 25.3, achieving a $1.54\times$ speed-up. Simultaneously, we maintain comparable performance across commonly used datasets, such as MMB-EN/CN (Liu et al., 2023c), ChartQA (Masry et al., 2022), AI2D (Kembhavi et al., 2016), MMVet (Yu et al., 2023), and MME (Fu et al., 2023). Experiments with Megatron-DeepSpeed are conducted, which integrates tensor, pipeline, and data parallelism for larger-scale models. However, directly applying 3D parallelism can slow down training due to the heterogeneous nature of VLM models. Table 2 shows that switching to Megatron-DeepSpeed increased GPU days from 38.9 to 61.8. OmniBal addresses this issue by achieving computational balance across data, model, and memory, reducing GPU days from 61.8 to 21.3. This demonstrates the importance of computational balance for effective 3D parallelism. Notably, our method also outperformed DeepSpeed, highlighting the superiority of 3D parallelism when balanced computation is achieved. Results under a larger-scale setting (InternVL-Chat-1.5-Plus) are also reported to verify the generalizability of our method. The larger model consistently improves, accelerating the training process while maintaining model performance.

Table 5. Importance of memory balance. VRAM_i denotes remaining VRAM(G) in pipeline stage S_i . For the baseline model, the metric varies as $\langle \text{minimum} \rangle \sim \langle \text{maximum} \rangle$.

Method	V-Seq-Len	L-Seq-Len	VRAM_1	VRAM_2	VRAM_3	VRAM_4	GPU Days
baseline	4K~20K	1K~16K	13~50.2	7.3~40.5	7.3~40.5	7.3~40.5	61.8
+ data & model balance	9K	4K	58.2	56.2	32.5	32.7	29.0
+ memory balance	9K	4K	12.3	21.7	24.7	30.0	21.3

Q_v	Q_t	DistRatio ViT	DistRatio LLM
Q_v	$Q_t - 64$	0.0156	0.145
Q_v	$Q_t - 128$	0.0159	0.144
Q_v	$Q_t - 256$	0.018	0.141
$Q_v - 1$	$Q_t - 128$	0.0417	0.20

Table 6. Results of Q_v, Q_t

Table 7. Ablation studies of components

data balance	model balance	memory balance	GPU Days
✓			61.8
✓	✓		51.9
✓	✓		29.0
✓	✓	✓	21.3

5.3. Ablation Analysis

In this section, ablation experiments on each component of our method are conducted, using InternVL-Chat-1.5 as the baseline model with a 3D parallel Megatron-DeepSpeed backend. Table 7 illustrates the impact of each component. The baseline model experiences a considerable slowdown in training speed due to computational imbalance, necessitating a total of 61.8 GPU days. By achieving data balance, GPU days are reduced to 51.9. Data balance allows us to achieve a more balanced model partition, reducing the training time. Finally, optimizing memory with an adaptive re-computation strategy reduces GPU days to 21.3. These results demonstrate that a holistic balance encompassing data, model, and memory is crucial for efficient VLM training. Below we provide a detailed analysis of each component.

The Importance of Data Balance: In Table 3, we investigate the importance of data balance in large-scale distributed training by comparing four methods: (1) Baseline: Randomly combining data into a mini-batch with padding aligned to the longest input within mini-batches (2) Length-Group: Combining samples with similar text and image sizes into a mini-batch to minimize padding within mini-batch. (3) Device-Group: Grouping samples with similar input sizes across devices to minimize idle times. (4) Balanced Dynamic Mini-batch: Using ISF to construct balanced mini-batches within mini-batches and cross devices.

Table 3 reveals the following: (1) Baseline: is the slowest due to the completely random combination of different-sized samples, leading to significant size variation and excessive padding (0.31). Meanwhile, high Dist Ratio ViT (0.34) and

LLM (0.30) result in computation disparities between devices, severely impacting throughput efficiency. (2) Length-Group: enhances throughput efficiency by pre-grouping samples of similar sizes into mini-batches, thus reducing the internal padding ratio (0.2). Minimizing the number of redundant tokens within mini-batches effectively lowers the GPU days required to 54.0. (3) Device-Group: reduce idle time by ensuring consistent input sizes across devices. It decreases the Dist Ratio of ViT (0.125) and LLM (0.15). However, it only balances input sizes between devices and neglects the balance within mini-batches. High padding (0.378) wastes computational resources. (4) Our Approach: balances input sizes within mini-batches on each device and across devices simultaneously. It reduces both the Pad Ratio and the Dist Ratio, achieving a padding ratio of 0 while maintaining a lower Dist Ratio of 0.02 and 0.14. While our method balances input sizes, model partitioning still limits training speed. With model balance (MB), GPU days are reduced from 42.2 to 29.0, a gain of 13.2, compared to 9.9 without MB (from 61.8 to 51.9). This underscores the importance of a holistic balance approach.

The Importance of Model Balance: Table 4 examines balanced model partitioning, focusing on partition strategies for pipeline parallelism. For LLM training, common methods include (1) parameter-based and (2) layer-based, (3) profile-based methods such as DreamPipe (Narayanan et al., 2019) estimate the computation time for each layer and use this information to partition the model effectively. Additionally, (4) our search-based Balanced Model Partition method finds the optimal partition strategy from a set of candidates. As shown in Table 4, (1) Parameter-based and (2) layer-based methods split the model’s parameters or layers across devices, achieving low variation in $\text{VAR}(\text{param})$ and $\text{VAR}(\text{num_layer})$. However, they still show high variation in forward time $\text{VAR}(\text{fwd_time})$, leading to computational inefficiencies in the pipeline. (3) The profile-based method ensures the optimal $\text{VAR}(\text{fwd_time})$. However, this partitioning occurs before the vision model’s token sub-sampling operation, increasing communication overhead and affecting training speed. (4) Our proposed BMP method explores a high-quality partition strategy space to identify the optimal strategy, achieving the best results in 29.0 GPU days.

The Importance of Memory Balance: In Table 5, we examine the significance of memory balance. In the baseline model, varying input sizes for vision (4K–20K tokens) and

Table 8. Results for different model sizes are shown, with TP, PP, and DP representing various distributed training strategies: Tensor Parallel (TP), Pipeline Parallel (PP), and Data Parallel (DP), respectively. The "Stages-Layer-Num (V+L)" column indicates the number of Vision Transformer (V) and Language Transformer (L) layers assigned to each stage. Additionally, the "Re-computation" column denotes the number of re-computations enabled in each stage.

Vision-Model	Language-Model	TP PP DP	Stages-Layer-Num (V+L)	Re-computation	GPU Days(speed up)
InternVL-6B	Llama3-8B	(1,4,8)	[16,17,20,24]	[8,7,10,24]	27.7 → 13.8(2.0×)
InternVL-6B	InternLM2-20B	(2,4,4)	[22,23,24,24]	[0,0,0,0]	61.8 → 21.3(2.9×)
InternVL-6B	Yi-34B	(4,4,2)	[28,29,24,24]	[3,2,0,0]	75.4 → 30.5(2.5×)
InternVL-6B	Llama3-70B	(4,8,2)	[22,23,13,14,14,13,12]	[11,12,8,5,3,2,0,0]	129 → 52.5(2.4×)
InternVL-6B	Qwen1.5-110B	(8,8,1)	[21,22,13,13,14,14,14,14]	[6,9,1,3,0,0,0,0]	243 → 75.2(3.2×)
EVA-CLIP-1B	InternLM2-20B	(2,4,4)	[43,16,15,14]	[0,0,0,0]	23.6 → 12.2(1.9×)
EVA-CLIP-4B	InternLM2-20B	(2,4,4)	[39,22,21,20]	[10,8,1,3]	38.1 → 17.0(2.2×)
EVA-CLIP-8B	InternLM2-20B	(2,4,4)	[17,18,23,22]	[5,5,8,10]	41.8 → 20.3(2.0×)
EVA-CLIP-18B	InternLM2-20B	(4,4,4)	[18,19,25,34]	[2,2,0,0]	63.6 → 33.8(1.9×)

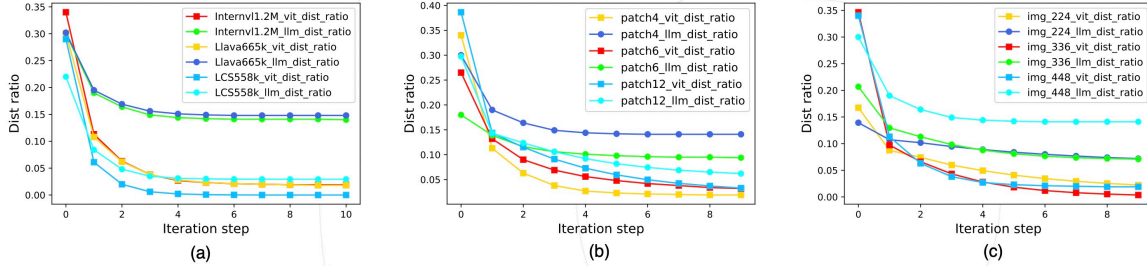


Figure 4. The convergence of ISF in various scenarios, including (a) different datasets, (b) different patch sizes, and (c) different image resolutions.

language (1K–16K tokens) lead to varying GPU memory usage. Despite aggressive re-computation, the remaining memory can drop to 7.3 G. ISF and BMP improve training speed by controlling computational load across devices. However, memory demands still varied, *e.g.*, GPUs 1, and 2 having more remaining memory. ISF further speeds up training by adjusting the re-computation strategy to fully utilize the remaining memory, reducing GPU days to 21.3.

5.4. Convergence of ISF

The convergence performance of ISF is evaluated, with the results illustrated in Figure 4. On the LLaVa-665K dataset (Liu et al., 2023a), we observe that the Dist Ratio for both vision and language data dropped significantly after just one iteration. After five iterations, the Dist Ratio stabilized considerably. In practice, we perform ten iterations to ensure stable results, which only take less than one minute. The computational cost is negligible relative to the overall runtime. Additionally, our method is tested on two other datasets, InternVL-1.2M (Chen et al., 2024) and LCS558K (Liu et al., 2023b), and observed similar convergence rates.

5.5. Generalization Capability

Different Models: we verify our methods on different vision models like EVA-CLIP (Sun et al., 2023) and different language models like Llama3 (AI, 2024), Yi-34B (NousRe-

search, 2023), and the Qwen1.5-110B (Bai et al., 2023a). As shown in Table 8, our approach significantly reduces the required GPU days for model training, achieving nearly a 2× speedup across models of various sizes.

Results on Different Dynamic High-Resolution Setting: to validate the effectiveness of our method, we test it under various high-resolution settings. Our approach consistently demonstrates low Dist Ratio and strong acceleration across all configurations as shown in Table 9, significantly improving training speed under different settings.

Results on different datasets: we consistently achieved a low Dist Ratio across the LLaVa-665K, InternVL-1.2M, and LCS558K datasets, as demonstrated in Table 11. Additionally, our approach significantly enhanced training speed.

Results on Different Resolutions: we further test our method with different image resolution inputs. As shown in Table 12, our method consistently delivers low Dist Ratio and highly satisfactory acceleration results across varying image resolutions, demonstrating its effectiveness in improving training efficiency.

Results on Open-source LLaVa-1.6: we also validate our method using another popular open-source model, LLaVa-1.6, with the DeepSpeed backend, as shown in Table 13. For the DeepSpeed backend, we employ only our balanced dynamic mini-batch strategy. In the case of the open-source LLaVa model, while its ViT component is relatively small

Table 9. Results on different dynamic high-resolution settings. "Max-Patch-Num" indicates the maximum number of patches into which an image can be divided. This parameter controls the granularity of image segmentation, impacting both model performance and computational efficiency. Adjusting the Max-Patch-Num allows for more flexible handling of high-resolution images in the model, optimizing resource usage while maintaining accuracy.

Model	Max-Patch-Num	AVE-BS	Max-Seq-Len		Dist Ratio		GPU Days (speed-up)
			VIT	LLM	VIT	LLM	
InternVL-6B-20B	1	7.6	9K	4K	0.06	0.05	28.6 \rightarrow 13.7 (2.1 \times)
	4	4.6	9K	4K	0.02	0.14	61.8 \rightarrow 21.3 (2.9 \times)
	6	2.7	14K	5K	0.019	0.136	147 \rightarrow 72 (2.05 \times)
	12	1.9	14K	5K	0.03	0.12	209 \rightarrow 105 (2.0 \times)

Table 10. Results on Pretrain Setting

Model	Dataset	Trainable Module	AVE-BS	Dist Ratio		GPU Days
				VIT	LLM	
InternVL-6B-20B	LCS-558K	ViT+MLP	5.8	0	0.03	9.9 \rightarrow 6.0 (1.65 \times)
InternVL-6B-34B	LCS-558K	MLP	5.1	0	0.031	8.3 \rightarrow 4.9 (1.69 \times)
InternVL-6B-70B	LCS-558K	MLP	5.2	0	0.029	16.8 \rightarrow 9.6 (1.75 \times)

Table 11. Results on different datasets

Dataset	Dist Ratio		GPU Days
	VIT	LLM	
LLava-665K	0.02	0.145	43.3 \rightarrow 12.4 (3.5 \times)
InternVL-1.2M	0.02	0.14	61.8 \rightarrow 21.3 (2.9 \times)
LCS-558K	0.001	0.029	23.8 \rightarrow 7.5 (3.2 \times)

Table 12. Results on Different Resolutions

Resolution	AVE-BS	Dist Ratio		GPU Days
		VIT	LLM	
224	4.8	0.009	0.068	32.0 \rightarrow 20 (1.6 \times)
336	3.3	0.005	0.07	62.0 \rightarrow 33 (1.88 \times)
448	4.6	0.02	0.14	61.8 \rightarrow 21.3 (2.9 \times)

and the imbalance occurs primarily at the data level, we still achieved a notable overall speedup. Although the speedup ratio is smaller compared to other models, our method delivered a 30% improvement in performance.

Results on Pretrain Setting: we evaluate our method in other tasks, such as pre-training tasks. In Pre-training, we train both the Vision Transformer (ViT) and MLP components for models ranging from 6B to 20B. However, for larger models, such as 6B-34B and 6B-70B, we focus solely on training the MLP component. Across all configurations, we observe consistent performance improvements shown in Table 10, particularly with the largest model, where GPU days are significantly reduced from 16.8 to 9.6, demonstrating enhanced training efficiency.

Results on Qwen2-VL Pre-Processing Strategy: Qwen2-VL is a recent, highly regarded open-source project that provides strong support for dynamic image input. Consequently, we adopt the pre-processing strategy of Qwen2-

Table 13. Results on Open-source LLava-1.6

Model	AVE-BS	Dist Ratio		GPU Days
		VIT	LLM	
LLava-1.6-7B	4.54	0.008	0.037	10.2 \rightarrow 7.7 (1.3 \times)
LLava-1.6-13B	4.54	0.008	0.037	18 \rightarrow 13.3 (1.35 \times)
LLava-1.6-34B	4.4	0.009	0.0041	42.7 \rightarrow 31.3 (1.36 \times)

VL to validate our method. As shown in Table 14, our approach demonstrates a substantial acceleration effect (approximately 1.9 \times) when applied to the Qwen2-VL strategy, significantly reducing both the padding ratio and dist ratio.

Different Hardware Results: we test our method on various hardware platforms with different GPUs (e.g., A100, H100) and network bandwidths. The experiments in Table 15 confirmed consistent performance improvements across all platforms.

Large-Scale Results: to validate the effectiveness of our method, we conduct a study using larger-scale models and a greater number of GPUs. As shown in the Table 16, our method achieves a speedup ratio exceeding 2.0 across varying GPU configurations. Moreover, the results demonstrate that our approach maintains a more favorable linear speedup (85% \rightarrow 95%) as GPUs increase.

6. Conclusion

In this work, we effectively addressed the issue of imbalanced computation loads in large-scale 3D parallel training of vision-language models by rebalancing across data, model, and memory dimensions. Experimental results demonstrate that our method can significantly speed up training on many open-source models. The effectiveness and generalizability of our approach are also validated across vari-

Table 14. Results on Qwen2-VL Pre-Processing strategy

Model	Dataset	AVE-BS	Pad-Ratio	Dist Ratio		GPU Days (speed-up)
				VIT	LLM	
InternVL-6B-20B	InternVL-1.2M	4	0.31	0.408	0.393	40.2 (1.0 \times)
InternVL-6B-20B	InternVL-1.2M	6.6	0	0.12	0.06	21.0 (1.9 \times)

Table 15. Results on Different Hardware. IB indicates network bandwidths

Dataset	Hardware	IB	Dist Ratio		GPU Days (speed-up)
			VIT	LLM	
InternVL-1.2M	A100	4x200G	0.02	0.145	61.8 \rightarrow 21.3 (2.90 \times)
InternVL-1.2M	A100	2x200G	0.02	0.145	64.0 \rightarrow 24.8 (2.58 \times)
InternVL-1.2M	H100	8x400G	0.02	0.145	32.5 \rightarrow 12.2 (2.67 \times)

ous models, datasets, and hardware platforms. Our method can accelerate the development of this field by enabling more efficient training.

References

- AI, M. Introducing meta llama 3: The most capable openly available llm to date. <https://ai.meta.com/blog/meta-llama-3>, 2024.
- Alayrac, J.-B., Donahue, J., Luc, P., Miech, A., Barr, I., Hasson, Y., Lenc, K., Mensch, A., Millican, K., Reynolds, M., Ring, R., Rutherford, E., Cabi, S., Han, T., Gong, Z., Samangooei, S., Monteiro, M., Menick, J. L., Borgeaud, S., Brock, A., Nematzadeh, A., Sharifzadeh, S., Bińkowski, M. a., Barreira, R., Vinyals, O., Zisserman, A., and Simonyan, K. Flamingo: a visual language model for few-shot learning. In Koyejo, S., Mohamed, S., Agarwal, A., Belgrave, D., Cho, K., and Oh, A. (eds.), *Advances in Neural Information Processing Systems*, volume 35, pp. 23716–23736. Curran Associates, Inc., 2022. URL https://proceedings.neurips.cc/paper_files/paper/2022/file/960a172bc7fbf0177ccccbb411a7d800-Paper-Conference.pdf.
- Bai, J., Bai, S., Chu, Y., Cui, Z., Dang, K., Deng, X., Fan, Y., Ge, W., Han, Y., Huang, F., Hui, B., Ji, L., Li, M., Lin, J., Lin, R., Liu, D., Liu, G., Lu, C., Lu, K., Ma, J., Men, R., Ren, X., Ren, X., Tan, C., Tan, S., Tu, J., Wang, P., Wang, S., Wang, W., Wu, S., Xu, B., Xu, J., Yang, A., Yang, H., Yang, J., Yang, S., Yao, Y., Yu, B., Yuan, H., Yuan, Z., Zhang, J., Zhang, X., Zhang, Y., Zhang, Z., Zhou, C., Zhou, J., Zhou, X., and Zhu, T. Qwen technical report. *arXiv preprint arXiv:2309.16609*, 2023a.
- Bai, J., Bai, S., Yang, S., Wang, S., Tan, S., Wang, P., Lin, J., Zhou, C., and Zhou, J. Qwen-vl: A versatile vision-language model for understanding, localization, text reading, and beyond. *arXiv preprint arXiv:2308.12966*, 2023b.
- Chen, Z., Wu, J., Wang, W., Su, W., Chen, G., Xing, S., Zhong, M., Zhang, Q., Zhu, X., Lu, L., Li, B., Luo, P., Lu, T., Qiao, Y., and Dai, J. Internvl: Scaling up vision foundation models and aligning for generic visual-linguistic tasks. *arXiv preprint arXiv:2312.14238*, 2023.
- Chen, Z., Wang, W., Tian, H., Ye, S., Gao, Z., Cui, E., Tong, W., Hu, K., Luo, J., Ma, Z., et al. How far are we to gpt-4v? closing the gap to commercial multi-modal models with open-source suites. *arXiv preprint arXiv:2404.16821*, 2024.
- Dai, W., Li, J., Li, D., Tiong, A. M. H., Zhao, J., Wang, W., Li, B., Fung, P., and Hoi, S. Instructblip: towards general-purpose vision-language models with instruction tuning. In *Proceedings of the 37th International Conference on Neural Information Processing Systems, NIPS '23*, Red Hook, NY, USA, 2024. Curran Associates Inc.
- Dosovitskiy, A., Beyer, L., Kolesnikov, A., Weissenborn, D., Zhai, X., Unterthiner, T., Dehghani, M., Minderer, M., Heigold, G., Gelly, S., Uszkoreit, J., and Housley, N. An image is worth 16x16 words: Transformers for image recognition at scale. *ICLR*, 2021.
- Fu, C., Chen, P., Shen, Y., Qin, Y., Zhang, M., Lin, X., Qiu, Z., Lin, W., Yang, J., Zheng, X., et al. Mme: A comprehensive evaluation benchmark for multimodal large language models. *arXiv preprint arXiv:2306.13394*, 2023.
- Huang, Y., Cheng, Y., Bapna, A., Firat, O., Chen, D., Chen, M., Lee, H., Ngiam, J., Le, Q. V., Wu, Y., et al. Gpipe: Efficient training of giant neural networks using pipeline parallelism. *Advances in neural information processing systems*, 32, 2019.

Table 16. Results on Large-Scale models (6 + 70B) and GPUs

Dataset	Hardware	IB	GPUs	Dist Ratio		GPU Days (speed-up)
				VIT	LLM	
InternVL-1.2M	H100	8x400G	64	0.02	0.139	72.8 \rightarrow 29.3 (2.48 \times)
InternVL-1.2M	H100	8x400G	128	0.02	0.139	75.2 \rightarrow 29.7 (2.53 \times)
InternVL-1.2M	H100	8x400G	256	0.02	0.139	82.1 \rightarrow 30.4 (2.70 \times)
InternVL-1.2M	H100	8x400G	512	0.02	0.139	85.3 \rightarrow 30.9 (2.76 \times)

- Kembhavi, A., Salvato, M., Kolve, E., Seo, M., Hajishirzi, H., and Farhadi, A. A diagram is worth a dozen images. In *ECCV*, pp. 235–251, 2016.
- Kosec, M., Fu, S., and Krell, M. M. Packing: Towards 2x NLP BERT acceleration. *CoRR*, abs/2107.02027, 2021. URL <https://arxiv.org/abs/2107.02027>.
- Li, J., Li, D., Xiong, C., and Hoi, S. Blip: Bootstrapping language-image pre-training for unified vision-language understanding and generation. In *ICML*, pp. 12888–12900, 2022.
- Li, J., Li, D., Savarese, S., and Hoi, S. Blip-2: Bootstrapping language-image pre-training with frozen image encoders and large language models. In *ICML*, pp. 19730–19742. PMLR, 2023.
- Li, M., Andersen, D. G., Park, J. W., Smola, A. J., Ahmed, A., Josifovski, V., Long, J., Shekita, E. J., and Su, B.-Y. Scaling distributed machine learning with the parameter server. In *11th USENIX Symposium on Operating Systems Design and Implementation (OSDI 14)*, pp. 583–598, Broomfield, CO, October 2014. USENIX Association. ISBN 978-1-931971-16-4. URL https://www.usenix.org/conference/osdi14/technical-sessions/presentation/li_mu.
- Liu, H., Li, C., Li, Y., and Lee, Y. J. Improved baselines with visual instruction tuning, 2023a.
- Liu, H., Li, C., Wu, Q., and Lee, Y. J. Visual instruction tuning. *NeurIPS*, 36, 2023b.
- Liu, Y., Duan, H., Zhang, Y., Li, B., Zhang, S., Zhao, W., Yuan, Y., Wang, J., He, C., Liu, Z., et al. Mmbench: Is your multi-modal model an all-around player? *arXiv preprint arXiv:2307.06281*, 2023c.
- Masry, A., Do, X. L., Tan, J. Q., Joty, S., and Hoque, E. Chartqa: A benchmark for question answering about charts with visual and logical reasoning. In *ACL*, pp. 2263–2279, 2022.
- microsoft. Megatron-deepspeed. <https://github.com/microsoft/Megatron-DeepSpeed>, 2020.
- Narayanan, D., Harlap, A., Phanishayee, A., Seshadri, V., Devanur, N. R., Ganger, G. R., Gibbons, P. B., and Zaharia, M. Pipedream: generalized pipeline parallelism for dnn training. In *Proceedings of the 27th ACM symposium on operating systems principles*, pp. 1–15, 2019.
- NousResearch. Nous hermes 2 - yi-34b. <https://huggingface.co/NousResearch/Nous-Hermes-2-Yi-34B>, 2023.
- OpenAI. ChatGPT. <https://openai.com/blog/chatgpt/>, 2023a.
- OpenAI. Gpt-4 technical report, 2023b.
- Radford, A., Kim, J. W., Hallacy, C., Ramesh, A., Goh, G., Agarwal, S., Sastry, G., Askell, A., Mishkin, P., Clark, J., et al. Learning transferable visual models from natural language supervision. In *International conference on machine learning*, pp. 8748–8763. PMLR, 2021.
- Rajbhandari, S., Rasley, J., Ruwase, O., and He, Y. Zero: Memory optimizations toward training trillion parameter models. In *SC20: International Conference for High Performance Computing, Networking, Storage and Analysis*, pp. 1–16. IEEE, 2020.
- Reid, M., Savinov, N., Teplyashin, D., Lepikhin, D., Lillcrap, T., Alayrac, J.-b., Soricut, R., Lazaridou, A., Firat, O., Schrittwieser, J., et al. Gemini 1.5: Unlocking multi-modal understanding across millions of tokens of context. *arXiv preprint arXiv:2403.05530*, 2024.
- Shoeybi, M., Patwary, M., Puri, R., LeGresley, P., Casper, J., and Catanzaro, B. Megatron-lm: Training multi-billion parameter language models using model parallelism. *arXiv preprint arXiv:1909.08053*, 2019.
- Sun, Q., Fang, Y., Wu, L., Wang, X., and Cao, Y. Evalclip: Improved training techniques for clip at scale. *arXiv preprint arXiv:2303.15389*, 2023.
- Sun, Z., Cao, H., Wang, Y., Feng, G., Chen, S., Wang, H., and Chen, W. Adapipe: Optimizing pipeline parallelism with adaptive recomputation and partitioning. In *Proceedings of the 29th ACM International Conference on*

Architectural Support for Programming Languages and Operating Systems, Volume 3, pp. 86–100, 2024.

Team, G., Anil, R., Borgeaud, S., Wu, Y., Alayrac, J.-B., Yu, J., Soricut, R., Schalkwyk, J., Dai, A. M., Hauth, A., et al. Gemini: a family of highly capable multimodal models. *arXiv preprint arXiv:2312.11805*, 2023a.

Team, G., Anil, R., Borgeaud, S., Wu, Y., Alayrac, J.-B., Yu, J., Soricut, R., Schalkwyk, J., Dai, A. M., Hauth, A., et al. Gemini: a family of highly capable multimodal models. *arXiv preprint arXiv:2312.11805*, 2023b.

Touvron, H., Lavril, T., Izacard, G., Martinet, X., Lachaux, M.-A., Lacroix, T., Rozière, B., Goyal, N., Hambro, E., Azhar, F., et al. Llama: Open and efficient foundation language models. *arXiv preprint arXiv:2302.13971*, 2023a.

Touvron, H., Martin, L., Stone, K., Albert, P., Almahairi, A., Babaei, Y., Bashlykov, N., Batra, S., Bhargava, P., Bhosale, S., et al. Llama 2: Open foundation and fine-tuned chat models. *arXiv preprint arXiv:2307.09288*, 2023b.

Yu, W., Yang, Z., Li, L., Wang, J., Lin, K., Liu, Z., Wang, X., and Wang, L. Mm-vet: Evaluating large multimodal models for integrated capabilities. *arXiv preprint arXiv:2308.02490*, 2023.