

# Leveraging Multi-facet Paths for Heterogeneous Graph Representation Learning

JongWoo Kim<sup>1</sup>, SeongYeub Chu<sup>1</sup>, HyeongMin Park<sup>1</sup>, Bryan Wong<sup>1</sup>, MunYong Yi<sup>1\*</sup>

<sup>1</sup>Korea Advanced Institute of Science and Technology (KAIST), Korea  
gsds4885, chseye7, mike980409, bryan.wong, munyi@kaist.ac.kr

## Abstract

Recent advancements in graph neural networks (GNNs) and heterogeneous GNNs (HGNNs) have advanced node embeddings and relationship learning for various tasks. However, existing methods often rely on domain-specific predefined meta-paths, which are coarse-grained and focus solely on aspects like node type, limiting their ability to capture complex interactions. We introduce MF2Vec, a model that uses multi-faceted (fine-grained) paths instead of predefined meta-paths. MF2Vec extracts paths via random walks and generates multi-faceted vectors, ignoring predefined schemas. This method learns diverse aspects of nodes and their relationships, constructs a homogeneous network, and creates node embeddings for classification, link prediction, and clustering. Extensive experiments show that MF2Vec outperforms existing methods, offering a more flexible and comprehensive framework for analyzing complex networks. The code is available at <https://anonymous.4open.science/r/MF2Vec-6ABC>.

## Introduction

Recent advancements in graph neural networks (GNNs) (Kipf and Welling 2016; Hamilton, Ying, and Leskovec 2017; Velickovic et al. 2017) and heterogeneous GNNs (HGNNs) (Fu and King 2024; Jin et al. 2022; Guan et al. 2023; Fu et al. 2020; Wang et al. 2019) have significantly improved the use of node paths, moving beyond traditional random walk methods to leverage node features and relationships (Dong, Chawla, and Swami 2017; Fu, Lee, and Lei 2017; Shi et al. 2018). However, the prevalent approach still relies on predefined sequences of node types and edge relations, called metapaths. As illustrated in Figure 1-(A), these metapaths guide the learning process by emphasizing specific connectivity patterns (Dong, Chawla, and Swami 2017). Recent innovations have enhanced understanding of node interactions by utilizing the unique characteristics of nodes within these metapaths (Fu et al. 2020; Fu and King 2024; Sun et al. 2022). This metapath-based approach is effective for tasks such as node classification (Wang et al. 2019), link prediction (Jin et al. 2022), and clustering (Guan et al. 2023).

Despite this progress, much of the previous work still relies on predefined metapaths based on coarse-grained node

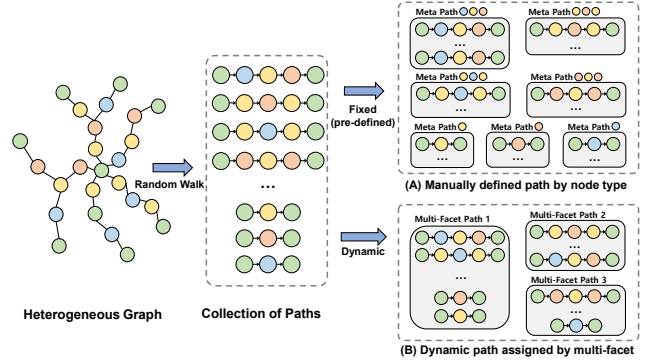


Figure 1: Each node’s color indicates its type. (A) Existing metapath approaches in heterogeneous graphs, where paths are predefined strictly based on node types. (B) Our approach assigns dynamic paths considering multi-facet criteria for rich node representation.

types, leading to three issues. First, coarse-grained node features consider only a single aspect, namely node type, when mapping each node into meta path and extracting its embedding, making it difficult to adequately capture and distinguish the differences between nodes and paths. Second, the heuristic nature of predefined metapaths imposes static rigidity, hindering the exploration of new node types and undermining scalability and adaptability. Third, the absence of widely accepted ground truth paths in network datasets fosters reliance on manually defined metapaths, causing inconsistent performance, as highlighted in Table 6.

To address the issues, the challenge is to design a model that overcomes the limitations of metapaths by dynamically integrating node features and network relationships, achieving a deeper and more detailed understanding of network characteristics. Therefore, we propose a new method that updates nodes through fine-grained paths, considering common facets among nodes independent on coarse-grained, node-type-based predefined metapaths. Unlike existing methodologies, this approach does not require the predefined metapaths and addresses the limitations of relying on specific paths. Additionally, by considering the inherent features of nodes, it provides a more expansive view compared to traditional methods that classify nodes based on a

\*Corresponding author

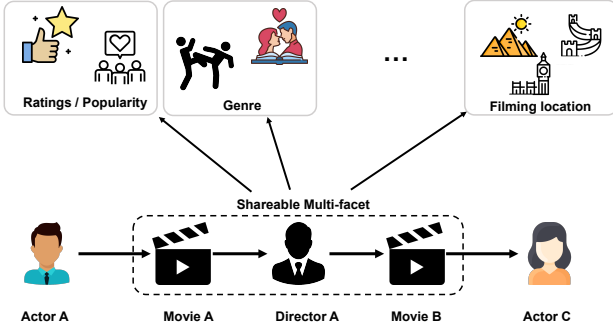


Figure 2: Different movies, actors, and directors may have common characteristics such as popularity, genre, and filming location. Multi-facets represent the shareable traits among the related items. This illustration shows that nodes (actors, movies, and directors) in a heterogeneous graph can be connected through various facets beyond their node types, reflecting a more nuanced understanding of their relationships.

single characteristic, which is node type. Nodes and paths can be categorized and connected from various perspectives. To reflect the diverse elements inherent in node characteristics, we project node embedding vectors into multi-facet vectors based on commonalities (e.g. popularity, genre, and filming location). These vectors are then extended on a path basis to effectively capture the complex node connections within the network (Liu et al. 2019; Epasto and Perozzi 2019; Newman, Barabási, and Watts 2011; László 2014).

The rationale for projecting node features into multi-facet vectors is that various node types can share different facets, as illustrated in Figure 2. Our approach draws inspiration from asp2vec (Park et al. 2020) which considers multiple facets at the node level within common categories in the context of heterogeneous graphs. Beyond this approach, we aim to aggregate the multi-facets of every node within a path to construct latent polysemous vectors of the path. This allows for a more accurate understanding of the complex relationships between nodes and paths. Figure 1-(B) demonstrates the process of extracting paths through random walk in a heterogeneous graph and assigning them to multi-facets.

Specifically, we extract paths from a heterogeneous graph via random walk based on the full adjacency matrix, capturing dynamic multi-facets rather than relying on a predefined schema. We generate multi-facet vectors for each node, aggregate them into fine-grained paths, and ignore node types to learn node aspects and relationships through these vectors. We then construct a homogeneous network of path end-nodes with latent polysemous vectors as edge weights and use GNNs to process this network for downstream tasks.

Our main contributions are as follows:

- We propose a new model that generates fine-grained paths by constructing multi-facet vectors without being constrained by node types, thereby updating node features.

- Our model demonstrates superior performance in terms of time efficiency compared to traditional metapath-based approaches, and proves the effectiveness of utilizing multi-facet vectors with shared features beyond node types through various downstream tasks.
- Extensive experiments show that our model maintains relatively stable performance across different datasets, regardless of the choice of metapaths.

## Related Work

### Heterogeneous Graph Embedding

GNNs have become popular for extending deep neural networks to handle graph-structured data, aiming to learn low-dimensional node embeddings (Defferrard, Bresson, and Vandergheynst 2016; Kipf and Welling 2016; Hamilton, Ying, and Leskovec 2017; Velickovic et al. 2017). Heterogeneous graph embedding models, which represent node features from diverse networks, often rely on predefined metapaths to connect nodes (Dong, Chawla, and Swami 2017; Shi et al. 2018; Fu, Lee, and Lei 2017; Chen et al. 2018; Zhang, Swami, and Chawla 2019; Wang et al. 2019; Zhang et al. 2019). For instance, Metapath2Vec (Dong, Chawla, and Swami 2017) generates node sequences using a single metapath-guided random walk, which may miss valuable information. To address this, approaches like HAN (Wang et al. 2019) and MAGNN (Fu et al. 2020) use multiple metapaths but still face challenges with node type efficiency and redundancy. GraphHINGE (Jin et al. 2022) and HeCo (Wang et al. 2021) improve efficiency by aggregating node interactions and using contrastive learning. Meanwhile, MHN (Sun et al. 2022) and MECCH (Fu and King 2024) employ autonomous metapath extraction and context-based aggregation, respectively, to avoid predefined schemas and redundancy. Despite these advancements, many methods are limited by predefined paths, which typically consider only a single aspect, such as node type, resulting in coarse-grained approaches. Our study, MF2Vec, overcomes these limitations by dynamically redefining paths with a multi-faceted, fine-grained approach, enabling a richer understanding of node interactions and network connectivity.

### Multiple-Vector Network Embedding

Recent studies in graph representation learning have focused on learning multiple embeddings for individual nodes, considering the multi-faceted nature of nodes in networks. PolyDW (Liu et al. 2019) uses matrix factorization-based clustering to assign aspect distributions to nodes, sampling multi-facet independently for target and context nodes during random walk. In contrast, Splitter (Epasto and Perozzi 2019) creates multi-aspect node representations that remain closely aligned with the original node embedding. Asp2vec (Park et al. 2020) introduces a differentiable aspect selection module to assign a single aspect based on local context, along with an aspect regularization to explore interactions among multiple aspects. However, existing methods have primarily focused on exploring multiple aspects at the node level. We aim at extending this approach to the path level by

linking aspects of nodes, thereby deepening the understanding of node interactions.

## Preliminary

This section provides definitions of terminologies used in the current study. The notations and their explanations are summarized in Table 1.

**Definition 1 (Heterogeneous Graph).** A heterogeneous graph  $G = (V, \mathcal{E})$  is characterized by a node type mapping function  $\phi : V \rightarrow \mathcal{A}$  and an edge type mapping function  $\psi : \mathcal{E} \rightarrow \mathcal{R}$ , where  $\mathcal{A}$  and  $\mathcal{R}$  are sets of node and edge types, respectively, with  $|\mathcal{A}| + |\mathcal{R}| > 2$ .

**Definition 2 (Metapath).** A metapath is a sequence  $A_1 \xrightarrow{R_1} A_2 \xrightarrow{R_2} \dots \xrightarrow{R_k} A_{k+1}$  (or  $A_1 A_2 \dots A_{k+1}$ ), representing a composite relation  $R = R_1 \circ R_2 \circ \dots \circ R_k$  between node types  $A_1$  and  $A_{k+1}$ .

**Definition 3 (Multi-facet Node Representation Learning).** For a graph  $G = (V, \mathcal{E})$  with nodes  $V$ , the goal is to learn a multi-facet node embedding  $E_{facet}(v_i) \in \mathbb{R}^{K \times d}$  for each node  $v_i$ . Here,  $K$  is the number of facets, and each facet embedding  $E_n(v_i) \in \mathbb{R}^{1 \times d}$  aims to: 1) preserve network structure, 2) capture various aspects of  $v_i$ , and 3) represent facet interactions.

**Definition 4 (Multi-facet Path).** Unlike predefined metapaths, a multi-facet path  $P = v_1 \xrightarrow{R_1} v_2 \xrightarrow{R_2} \dots \xrightarrow{R_m} v_{m+1}$  is extracted without manual specification. Intermediate nodes  $v_2, \dots, v_m$  are projected onto multi-facet vectors  $F_2, \dots, F_m$ , forming a multi-facet path  $P = v_1 \rightarrow F_2 \rightarrow \dots \rightarrow F_m \rightarrow v_{m+1}$ . This path integrates information from intermediate nodes through facets, enhancing its descriptive power beyond node types.

## Methodology

In this section, we describe our approach, as shown in Figure 3. We begin by extracting paths between single-type nodes using random walks, similar to traditional metapath methods. We then project the features of intermediate nodes into multiple facets and aggregate these facets to create multi-facet vector representations. These representations are used as edge features between path-guided neighbors and the target node. The model pseudocode is provided in Algorithm 1, and the notation is summarized in Table 1.

Table 1: Notations and Explanations

Notation	Explanation
$\mathcal{R}^d$	$d$ -dimensional Euclidean space
$G = (V, \mathcal{E})$	A heterogeneous graph with a node set $V$ and an edge set $\mathcal{E}$
$G' = (V', \mathcal{E}')$	A subgraph with a certain node type set $V'$ and a certain node type edge set $\mathcal{E}'$
$v_i$	A node $v_i \in V'$
$E(v_i)$	The embedding vector of node $v_i$
$E_n(v_i)$	$n$ -th multi-facet embedding vector of node $v_i$
$E_{facet}(v_i)$	Multi-facet embedding vector of node $v_i$
$h^L(v_i)$	Final embedding vector of node $v_i$ after $L$ -th layer
$path(v_i, v_j)$	The set of whole nodes in the path between node $v_i$ and $v_j$
$path_{inter}(v_i, v_j)$	Intermediate nodes in the path between node $v_i$ and $v_j$
$P(v_i, v_j)$	The embedding vector of the path between node $v_i$ and $v_j$
$P_n(v_i, v_j)$	$n$ -th multi-facet embedding vector of the path between node $v_i$ and $v_j$
$P_{facet}(v_i, v_j)$	Multi-facet embedding vector of the path between node $v_i$ and $v_j$
$\alpha_n^p$	Weight of $n$ -th facet in the path $p$

Algorithm 1: MF2Vec Forward Propagation

---

**Input:** The heterogeneous graph  $G = (V, \mathcal{E})$ ; The target embedding matrix  $E_n(V') \in \mathbb{R}^{|V'| \times d}$

**Output:** Final node embeddings  $h^L(V')$

**Define:**  $v_s$  represents the intermediate node of the path  $paths(v_i, v_j)$

---

**while** not convergence **do**  
 $L_{warm-up}(v_i) \leftarrow \text{run\_warm-up}(v_i)$   
 $L_{warm-up}(V') = \sum_{i=1}^{|V'|} L_{warm-up}(v_i)$   
 Update  $E(V')$  by minimizing  $L_{warm-up}$

**end while**

Perform a sub-graph  $G' = (V', \mathcal{E}')$  through Random Walk between certain type nodes

**Function** *Run Our Model* ( $V'$ )

**for** each  $v_i \in V'$  **do**  
 $E_{facet}(v_i) = \{E_n(v_i)\}_{n=1}^k = W_1 \cdot E(v_i)$ , where  $W_1 \in \mathbb{R}^{d \times d}$   
 $P_{facet}(v_i, v_j) = \{P_n(v_i, v_j)\}_{n=1}^k = \text{Agg}(E_{facet}(v_s))$   
 $P(v_i, v_j) = \sum_{n=1}^k \sigma(W_2 \cdot P_n(v_i, v_j)) \cdot P_n(v_i, v_j)$ , where  $W_2 \in \mathbb{R}^{1 \times d}$   
**end for**  
**for** each  $l = 1, \dots, L$  **do**  
**for** each  $v_i \in V'$  **do**  
 $h^{l+1}(v_i) = \sigma \left( \text{BN} \left( \sum_{j \in N(i)} P(v_i, v_j) \cdot h^l(v_j) \right) \right)$   
**end for**  
**end for**  
**return**  $h^L(v_i)$

---

## Extracting Paths Using Random Walk

Assuming we are predicting for a given node type  $A$ , our method constructs a homogeneous subgraph by identifying direct connections between nodes of type  $A$ , similar to traditional metapath-based models. We then apply a random walk starting from a node of type  $A$ , progressing through adjacent nodes until it returns to the same node type. This approach captures relationships up to a specified length limit, allowing us to map connections like user-user or author-author without relying on predefined metapath patterns. Our method efficiently extracts meaningful information without being constrained by the graph's size. Detailed Algorithm *Random Walk* is provided in the Supplementary.

## Transforming Single Vectors into Multi-Facet

Our model captures unique information from all node types before generating a facet vector. Initially, node information is exchanged through a GNN warm-up phase. The outcome of this phase provides initial features for each node, which are then used to train the main model. The resulting node vector,  $E(v_i)$ , is refined into a multi-dimensional vector  $E_{facet}(v_i)$  to capture diverse information, as detailed in Equation 1.

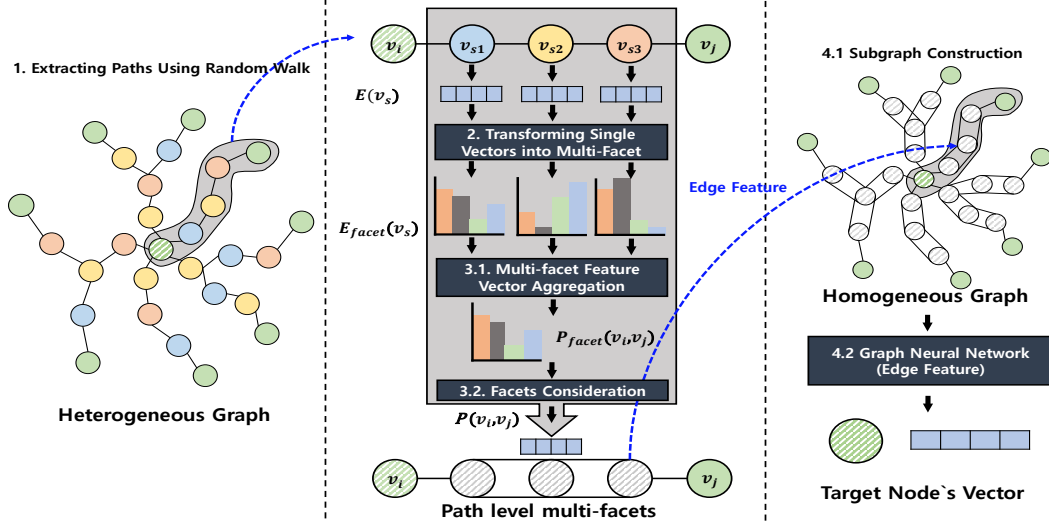


Figure 3: Overall Architecture

$$E_n(v_i) = W_1^n E(v_i), \quad n \in \{1, 2, \dots, K\}$$

$$E_{facet}(v_i) = [E_1(v_i) || E_2(v_i) || \dots || E_K(v_i)] \quad (1)$$

Here,  $E_n(v_i)$  represents the multi-facet embedding of node  $v_i$  within the  $n$ -th facet, where  $W_1$  is the corresponding weight matrix with dimensions  $d \times d$  within the  $n$ -th facet, and  $K$  represents the total number of facets. Subsequently, the individual facet embeddings are concatenated into a unified multi-facet vector,  $E_{facet}(v_i)$ , providing a comprehensive representation.

consisting of multiple nodes, we employ an aggregation function that synthesizes information from the nodes along the path. The mathematical formulation for this aggregation is given by Equation 2.

$$P_{facet}(v_i, v_j) = f(E_{facet}(v_s)), \quad v_s \in \text{path}_{inter}(v_i, v_j) \quad (2)$$

In the given equation,  $P_{facet}(v_i, v_j)$  represents the aggregated multi-facet feature vector for a connection between nodes  $v_i$  and  $v_j$ . The set  $\text{path}_{inter}(v_i, v_j)$  consists of intermediate nodes along this connection, and  $v_s$  is an intermediate node within the path. The function  $f$  signifies an aggregation operation using mean pooling.

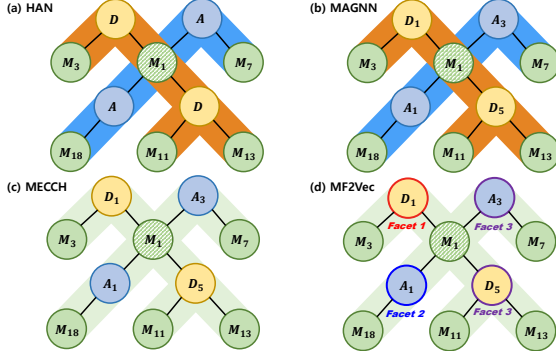


Figure 4: HGNN aggregation for the dashed green target node. M, D, and A represent the types of nodes, and the numbers indicate the unique IDs. The approaches for generating subgraphs and aggregating nodes for each model are as follows: (a) HAN: metapath-guided neighbors. (b) MAGNN: metapath instances. (c) MECCH: metapath context. (d) MF2Vec: multi-facet context of metapath instances.

## Multi-facet Feature Vector Aggregation

**Aggregating Multi-Facet Feature Vectors at the Path Level** To construct a multi-facet feature vector for paths

## Message Passing

**Discriminative Facet Consideration using Gumbel Softmax** We utilize the Gumbel Softmax (Jang, Gu, and Poole 2016) function to introduce randomness and uncertainty into facet selection, which helps the model explore diverse facet influences in complex relationships. The temperature parameter  $\tau$  allows us to control the balance between exploration and exploitation. This approach enables us to capture nuanced facet interactions and dependencies, making our model more adaptable and robust for multi-facet data. Even if the random walk algorithm extracts the paths that are little related to the end nodes, we mitigate their impact by assigning higher weights to the most crucial components using Gumbel softmax. As a result, we effectively operate within constrained environments, even without extracting meaningful paths.

$$\alpha_n^p = \sigma(W_2 P_n(v_i, v_j))$$

$$P(v_i, v_j) = \sum_{n=1}^K \alpha_n^p \cdot P_n(v_i, v_j) \quad (3)$$

In the given equation,  $\sigma$  represents Gumbel Softmax.  $P(v_i, v_j)$  is the final embedding for  $\text{path}(v_i, v_j)$  that combines these probabilities.  $W_2$  is a matrix with dimensions

$l \times d$ .

**Subgraph Construction** Path-based HGNNs transform the input graph into a new homogeneous subgraph  $G^P = (V^P, \mathcal{E}^P)$  for each node and path, where  $G^P$  varies by model. For example, in HAN,  $G^P$  represents the metapath- $P$ -guided neighborhood, while MAGNN defines it as instances of metapath- $P$  incident to the node. MECCH constructs subgraphs using most metapaths as illustrated in Figure 4.

Our approach, however, avoids the need for multiple metapaths by leveraging multi-facet information from a single path between nodes. This results in a subgraph  $G' = (V', \mathcal{E}')$  that provides richer information than traditional methods. The MF2Vec model efficiently learns complex node relationships by constructing subgraphs as described in Algorithm *Sub-graph Generation* in the Supplementary, incorporating multi-dimensional edge features for a more comprehensive node representation.

**Graph Convolution Using Edge Features** To extract node embeddings, we utilize GCN. In this process, we consider interactions between nodes and utilize path facets as edge features. The formula for calculating graph node embeddings is as follows:

$$h^{(l+1)}(v_i) = \sigma \left( \text{BN} \left( \sum_{j \in \mathcal{N}(i)} \mathbf{P}(v_i, v_j) \cdot h^{(l)}(v_j) \right) \right) \quad (4)$$

In this equation,  $\sigma$  represents the activation function, which is ELU, and BN represents the batch normalization. The  $\mathbf{P}(v_i, v_j)$  denotes the path facet feature between node  $i$  and its neighbor  $j$ , which is utilized as an edge feature.

## Training Losses

For node classification, we apply cross-entropy loss, defined as  $L_{nc} = -\sum_{v \in V_L} y_v \log(y'_v)$ , where  $V_L$  is the set of labeled nodes,  $y_v$  is the true label, and  $y'_v$  is the predicted probability.

For link prediction, we use a loss function based on negative sampling, defined as  $L_{lp} = -\sum_{(v, pos) \in V^+} \log(\sigma(h_v^T \cdot h_{pos})) - \sum_{(v, neg) \in V^-} \log(\sigma(-h_v^T \cdot h_{neg}))$ , where  $\sigma(\cdot)$  is the sigmoid function,  $V^+$  denotes positive node pairs, and  $V^-$  denotes randomly sampled negative pairs.

## Experiments

Table 2: Statistics of Datasets

Dataset	# Nodes (Types)	# Edges	Target (labels)	Task
Yelp	31,081 (3)	411,263	User - Business	Link Prediction
Movielens	2,672 (4)	234,695	User - Movie	
DBLP	26,128 (4)	119,783	Author (4)	Node Classification and
ACM	11,246 (3)	17,426	Paper (3)	
IMDB	11,519 (3)	17,009	Movie (3)	Node Clustering
Freebase	43,854 (4)	75,517	Movie (3)	

In this part, we assess the performance and practicality of our introduced method through tests on link prediction, node classification, and node clustering tasks across five diverse graph datasets. The primary goals of these experiments are to address the following research questions.

- RQ1. How well does MF2Vec classify nodes?
- RQ2. How well does MF2Vec predict links?
- RQ3. How well does MF2Vec in cluster nodes?
- RQ4. How stable is MF2Vec?
- RQ5. How much time efficient is MF2Vec?

## Experimental Settings

**Datasets** We evaluate our model on five heterogeneous graph datasets: DBLP, ACM, IMDB, and Freebase for node classification and clustering, and Yelp and Movielens for link prediction. For fairness, we use the best-reported hyperparameters, a fixed random seed of 0, and a negative sample count of one. For MF2Vec, the temperature  $\tau$  and number of aspects  $K$  are set to 0.5 and 5, respectively. Experiments include up to 1000 trials per node with a walk length of 5 to cover typical metapaths (e.g., APA, APCPA), using consistent splits for training, validation, and testing. Details about the datasets and target nodes are summarized in Table 2.

**Baselines.** We compare MF2Vec against state-of-the-art metapath-based HGNNs (Dong, Chawla, and Swami 2017; Wang et al. 2019; Fu et al. 2020; Jin et al. 2022; Wang et al. 2021; Guan et al. 2023; Sun et al. 2022; Fu and King 2024; Lv et al. 2021; Hong et al. 2020; Busbridge et al. 2019; Schlichtkrull et al. 2018). We compare the overall performance of the models in three downstream tasks (node classification, link prediction, and node clustering).

**Hyperparameters** To ensure fairness, we set the node embedding dimension to 64 across all HGNNs. Hyperparameters such as batch size, multi-head attention heads, dropout rate, learning rate, and the number of epochs are based on default settings from the original papers for optimal performance. For each model-dataset pair, we use a dropout rate of 0.4, a maximum path length of 5, a learning rate typically set to  $3 \times 10^{-3}$  from the range  $\{1, 3, 5\} \times 10^{-3}$ ,  $10^{-2}$ , and a weight decay of  $1 \times 10^{-5}$  from  $\{0, 10^{-3}, 10^{-5}\}$ . The Adam optimizer and early stopping with a patience of 20 epochs are employed.

## Node Classification (RQ1)

In our node classification experiments, we convert nodes into low-dimensional vector embeddings and apply a Softmax function to obtain probability distributions over label categories. We evaluate the model using Micro-F1, Macro-F1, and AUC metrics, providing a balanced assessment of classification performance. These metrics are used to compare our model, MF2Vec, against baseline models on the DBLP, ACM, and IMDB datasets, with results presented in Table 3.

Our approach consistently outperforms baseline models across all metrics, demonstrating the effectiveness of

Table 3: Performance in the node classification task, where the best results are highlighted in bold and the second-best results are underlined. “-” indicates that no data is available because GraphHINGE is specifically designed for link prediction tasks.

Dataset	DBLP			ACM			IMDB			Freebase		
Model	AUC	Mi-F1	Ma-F1	AUC	Mi-F1	Ma-F1	AUC	Mi-F1	Ma-F1	AUC	Mi-F1	Ma-F1
MP2Vec [KDD’17]	0.7065	0.4027	0.4664	0.8470	0.6620	0.6958	0.6528	0.4471	0.4788	0.6541	0.4923	0.4783
RGCN [ESWC’18]	0.9911	0.9335	0.9316	0.8950	0.7731	0.7623	0.6088	0.4580	0.4440	0.6814	0.5543	0.5343
HAN [WWW’19]	0.9686	0.8673	0.8554	0.8579	0.6584	0.5776	0.6089	0.5791	0.5788	0.6196	0.4771	0.4489
RGAT [ICLR’19]	0.9878	0.9335	0.9277	0.9198	0.7955	0.7896	0.5549	0.3885	0.3626	0.7448	0.6114	0.5708
MAGNN [WWW’20]	0.9866	0.9102	0.9214	0.9480	0.8095	0.8254	0.7493	0.5685	0.5731	0.7179	0.5569	0.6257
GraphHINGE [KDD’20]	-	-	-	-	-	-	-	-	-	-	-	-
HetSANN [AAAI’20]	0.983	0.9261	0.925	0.8027	0.6359	0.5963	0.6677	0.4772	0.47	0.762	0.6486	0.5583
HeCo [KDD’20]	0.9843	0.9115	0.9052	0.9499	0.7822	0.7347	0.6261	0.4571	0.4461	0.7185	0.6600	0.5556
Simple-HGN [KDD’21]	0.9803	0.9243	0.9163	0.9342	0.8354	0.8255	0.7230	0.5731	0.5614	0.7841	0.6885	0.6385
HMSG [KS’23]	0.9876	0.9286	0.9249	0.9151	0.8204	0.8160	0.6306	0.4767	0.4357	0.714	0.5586	0.4302
MHNF [TKDE’23]	0.9833	0.9042	0.8941	0.9340	0.8354	0.8293	0.7661	0.5868	0.5829	0.7524	0.6425	0.6245
MECCH [NN’24]	0.9948	0.9532	0.9519	0.9194	0.7980	0.7922	0.6449	0.4639	0.4404	0.767	0.6657	0.6338
<b>MF2Vec</b>	<b>0.9958</b>	<b>0.9631</b>	<b>0.9628</b>	<b>0.9527</b>	<b>0.8511</b>	<b>0.8519</b>	<b>0.7709</b>	<b>0.6117</b>	<b>0.6211</b>	<b>0.8636</b>	<b>0.7343</b>	<b>0.6754</b>

MF2Vec. The significant performance improvement, particularly on the IMDB dataset, highlights the model’s ability to capture complex relational data through multi-facet vectors. This suggests that MF2Vec effectively reveals nuanced relationships within heterogeneous information networks (HINs), enhancing understanding beyond node types.

## Link Prediction (RQ2)

In MovieLens and Yelp, link prediction is framed as a binary classification task to determine the presence of an edge in the original graph. During training, validation, and testing, negative edges are created by replacing the destination node in positive edges with a randomly chosen node that is not connected to the source node. The link probability is computed using the dot product of node embeddings:  $p_{v_a, v_b} = \sigma(v_a^T \cdot v_b)$ , where  $\sigma$  is the sigmoid function.

Table 4 presents the AP, AUC, Micro-F1, and Macro-F1 scores for our model and baselines on Yelp and MovieLens. MF2Vec performs competitively on Yelp (against MECCH) and outperforms all baselines on MovieLens. These results highlight the advantage of using multi-facet vectors derived from node paths for link prediction, and demonstrate the efficacy of our model in updating embeddings without relying on node types.

Table 4: Performance in the link prediction task, where the best results are highlighted in bold and the second-best results are underlined. “-” indicates that no data is available since MHNF is specifically designed for node classification tasks.

Dataset	Yelp				MovieLens			
Metric	AP	AUC	Mi-F1	Ma-F1	AP	AUC	Mi-F1	Ma-F1
MP2Vec	0.7246	0.7177	0.6577	0.6639	0.7620	0.7980	0.7616	0.7693
RGCN	0.7255	0.6786	0.6376	0.6781	0.8493	0.8633	0.7703	0.7527
HAN	0.7824	0.7016	0.7642	0.7759	0.7772	0.7483	0.7928	0.7602
RGAT	0.8179	0.8389	0.7492	0.7472	0.7413	0.7812	0.7116	0.7106
MAGNN	0.8400	0.8354	0.7731	0.7744	0.8535	0.8632	0.7785	0.7748
GraphHINGE	0.8374	0.8429	0.7740	0.7704	0.8389	0.8506	0.7668	0.7739
HetSANN	0.8245	0.7756	0.7705	0.7506	0.7566	0.8248	0.7248	0.7465
HeCo	0.8358	0.8380	0.7670	0.7554	0.8345	0.8490	0.7663	0.7735
Simple-HGN	0.8132	0.7496	0.6796	0.7189	0.7942	0.7621	0.7057	0.7485
HMSG	0.8019	0.8512	0.7840	0.8029	0.7969	0.8531	0.7811	0.7988
MHNF	-	-	-	-	-	-	-	-
MECCH	0.8780	<b>0.8951</b>	0.8165	0.8207	0.8155	0.8408	0.7280	0.7756
<b>MF2Vec</b>	<b>0.8947</b>	0.8886	<b>0.8200</b>	<b>0.8261</b>	<b>0.9074</b>	<b>0.8975</b>	<b>0.8283</b>	<b>0.8366</b>

## Node Clustering (RQ3)

Table 5: Performance in the node clustering task, where the best results are highlighted in bold and the second-best results are underlined. “-” indicates that the clustering is not available because GraphHINGE is specifically designed for link prediction task.

Dataset	DBLP		ACM		IMDB		Freebase	
Model	NMI	ARI	NMI	ARI	NMI	ARI	NMI	ARI
MP2Vec	0.0519	0.0330	0.1034	0.0641	0.0065	0.0096	0.0145	0.0286
RGCN	0.0168	0.0670	0.3612	0.2809	0.0088	0.0056	0.0228	0.0443
HAN	0.3533	0.1845	0.3036	0.3528	0.0057	0.0015	0.0211	0.0217
RGAT	0.4435	0.4097	0.3976	0.3140	0.0477	0.0143	0.0327	0.0387
MAGNN	0.7964	0.8193	0.5125	0.5317	0.1075	0.1199	0.1872	0.1477
GraphHINGE	-	-	-	-	-	-	-	-
HetSANN	0.752	0.7723	0.5274	0.5263	0.0865	0.043	0.1054	0.0967
HeCo	0.7477	0.7872	0.5394	0.5454	0.0049	0.0028	0.0805	0.0793
Simple-HGN	0.7707	0.6405	0.5309	0.5237	0.141	0.118	0.1541	0.1804
HMSG	0.7278	0.7767	0.4475	0.3630	0.0335	0.0326	0.1257	0.1213
MHNF	0.7197	0.7498	0.5385	0.5274	0.1443	<b>0.1467</b>	0.1881	0.1697
MECCH	0.8312	0.8739	0.4202	0.3513	0.0070	0.0056	<b>0.2612</b>	<b>0.3127</b>
<b>MF2Vec</b>	<b>0.8606</b>	<b>0.8951</b>	<b>0.5714</b>	<b>0.5790</b>	<b>0.1459</b>	0.1448	0.2470	0.2787

We carry out node clustering experiments using the DBLP, ACM, and IMDB datasets to assess the embedding quality produced by MF2Vec. In these experiments, similar to node classification, we utilize the embedding vectors of target nodes from the testing set as input for the K-Means model and employ NMI and ARI metrics to gauge performance. As presented in Table 5, our model surpasses the baseline models, except for MHNF (Sun et al. 2022) in ARI on the IMDB dataset, where MF2Vec closely follows it by a small margin, demonstrating our model’s superior ability to generate effective node representations based on multi-facet vectors for node clustering.

## Visualization

To intuitively evaluate our model’s embedding quality, we visualize node representations from various HGNNs on the DBLP dataset. Node vectors from the entire dataset—training, validation, and testing—are used before the final prediction layer and mapped to a two-dimensional space using t-SNE (Van der Maaten and Hinton 2008). Figure 5 displays t-SNE plots for HAN (Wang et al. 2019),



MAGNN (Fu et al. 2020), HeCo (Wang et al. 2021), HMSG (Guan et al. 2023), MECCH (Fu and King 2024), and MF2Vec, with colors representing different author classes (research areas). The visualization demonstrates MF2Vec’s superior ability to cluster nodes of the same class closely and create clear decision boundaries, while other HGNNs show more scattered intra-class distributions and less distinct inter-class separations.




Figure 5: Visualization of the node embedding on DBLP.

### Stability of performance (RQ4)

Table 6: Standard deviation (Std) of performance in node classification based on a single metapath is showcased for the top 3 models and MF2Vec. A lower value ( $\downarrow$ ) signifies greater stability. The best results are highlighted in bold and the second-best results are underlined.

Dataset	Metric	MAGNN	HMSG	MECCH	MF2Vec
DBLP	AUC(Std) $\downarrow$	0.143	0.201	<u>0.118</u>	<b>0.064</b>
	Ma-F1(Std) $\downarrow$	0.250	0.277	<u>0.197</u>	<b>0.019</b>
	Mi-F1(Std) $\downarrow$	0.223	0.316	<u>0.195</u>	<b>0.137</b>
ACM	AUC(Std) $\downarrow$	0.047	<b>0.021</b>	<u>0.044</u>	0.058
	Ma-F1(Std) $\downarrow$	0.102	0.088	<u>0.066</u>	<b>0.051</b>
	Mi-F1(Std) $\downarrow$	0.083	0.106	<u>0.076</u>	<b>0.070</b>
IMDB	AUC(Std) $\downarrow$	<b>0.027</b>	0.041	0.043	<u>0.031</u>
	Ma-F1(Std) $\downarrow$	0.032	<u>0.029</u>	0.032	<b>0.027</b>
	Mi-F1(Std) $\downarrow$	<u>0.029</u>	0.049	0.068	<b>0.020</b>

This section highlights the key advantage of leveraging multi-facets from paths, which is central to our approach. Unlike existing metapath-based models that rely on predefined schemas (e.g., APA, APCPA), our model maintains consistent performance across various schema types. By representing multi-faceted node characteristics as vectors, our model learns complex relationships within the graph. To validate this, we conducted a comparative analysis using a single metapath across all models, including MF2Vec, on the node classification datasets: DBLP, ACM, and IMDB.

Table 6 shows the standard deviations in model performance for node classification using only one metapath. Unlike other models, which exhibit significant performance variation based on the chosen metapath, our model remains relatively stable, demonstrating that predefined metapaths can significantly impact model performance and incur additional costs. Specifically, for the DBLP dataset, performance

varies greatly with different metapaths, indicating the critical role of metapaths and the associated time and cost for analysis. In contrast, our model shows stable performance without requiring every type of metapath.

### Time complexity (RQ5)

The time complexity of the model, considering multi-facet embedding, attention, and graph convolution, is given by  $O(N \times P \times K)$  for embedding (where  $P$  is the path length,  $K$  is the number of facets, and  $d$  is the dimension of the vectors),  $O(N \times t \times d \times K)$  for attention, and  $O(N \times P \times d \times t^P)$  for convolution, resulting in overall complexity of  $O(N \times P \times d \times t^P)$ . This is lower than that of MECCH (Fu and King 2024) and HAN (Wang et al. 2019), which is  $O(N \times M \times t^P \times d)$ , and MAGNN (Fu et al. 2020), which is  $O(N \times M \times t^P \times d \times P)$ , focusing on facets rather than metapaths ( $M$ ). Thus, we have  $MF2Vec < MECCH \approx HAN < MAGNN$  in terms of time complexity.

Figure 6 illustrates the training time (in log seconds) and Macro F1 scores for various models, including MF2Vec, on the DBLP, IMDB, and Movielens datasets. MAGNN (Fu et al. 2020) and MP2vec (Dong, Chawla, and Swami 2017) are excluded from Movielens due to their longer training times. The plot shows that MF2Vec performs best in node classification and link prediction tasks with lower training times compared to existing methods (Fu et al. 2020; Guan et al. 2023; Wang et al. 2019; Dong, Chawla, and Swami 2017), demonstrating its efficiency. This is due to MF2Vec’s ability to utilize individual path characteristics effectively, avoiding the additional computational costs associated with combining multiple paths as seen in other models.

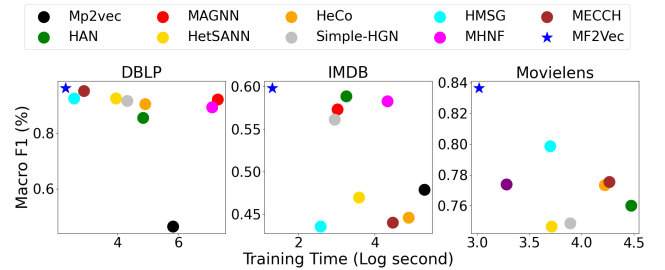


Figure 6: The variations in training time (log seconds) and Macro F1 score across three datasets, where training time reflects the duration until early stopping. The blue star represents MF2Vec.

## Conclusion

In this study, we introduce MF2Vec, a novel heterogeneous graph neural network model that generates node representations using multi-facet vectors from various paths, regardless of node types. MF2Vec captures complex latent semantics through these multi-faceted paths, offering a type-agnostic embedding approach. Evaluations across six datasets demonstrate that MF2Vec outperforms leading baseline models in both performance and time complexity. Future work will focus on automating path selection within

HGNNs using learnable methods to improve upon current random pre-selection methods, highlighting the potential of dynamic multi-facet path utilization in graph networks.

## References

- Busbridge, D.; Sherburn, D.; Cavallo, P.; and Hammerla, N. Y. 2019. Relational Graph Attention Networks. *arXiv:1904.05811*.
- Chen, H.; Yin, H.; Wang, W.; Wang, H.; Nguyen, Q. V. H.; and Li, X. 2018. PME: projected metric embedding on heterogeneous networks for link prediction. In *Proceedings of the 24th ACM SIGKDD international conference on knowledge discovery & data mining*, 1177–1186.
- Defferrard, M.; Bresson, X.; and Vandergheynst, P. 2016. Convolutional neural networks on graphs with fast localized spectral filtering. *Advances in neural information processing systems*, 29.
- Dong, Y.; Chawla, N. V.; and Swami, A. 2017. metapath2vec: Scalable representation learning for heterogeneous networks. In *Proceedings of the 23rd ACM SIGKDD international conference on knowledge discovery and data mining*, 135–144.
- Epasto, A.; and Perozzi, B. 2019. Is a single embedding enough? learning node representations that capture multiple social contexts. In *The world wide web conference*, 394–404.
- Fu, T.-y.; Lee, W.-C.; and Lei, Z. 2017. Hin2vec: Explore meta-paths in heterogeneous information networks for representation learning. In *Proceedings of the 2017 ACM on Conference on Information and Knowledge Management*, 1797–1806.
- Fu, X.; and King, I. 2024. MECCH: metapath context convolution-based heterogeneous graph neural networks. *Neural Networks*, 170: 266–275.
- Fu, X.; Zhang, J.; Meng, Z.; and King, I. 2020. Magnn: Metapath aggregated graph neural network for heterogeneous graph embedding. In *Proceedings of The Web Conference 2020*, 2331–2341.
- Guan, M.; Cai, X.; Shang, J.; Hao, F.; Liu, D.; Jiao, X.; and Ni, W. 2023. HMSG: Heterogeneous graph neural network based on Metapath SubGraph learning. *Knowledge-Based Systems*, 279: 110930.
- Hamilton, W.; Ying, Z.; and Leskovec, J. 2017. Inductive representation learning on large graphs. *Advances in neural information processing systems*, 30.
- Hong, H.; Guo, H.; Lin, Y.; Yang, X.; Li, Z.; and Ye, J. 2020. An attention-based graph neural network for heterogeneous structural learning. In *Proceedings of the AAAI conference on artificial intelligence*, volume 34, 4132–4139.
- Jang, E.; Gu, S.; and Poole, B. 2016. Categorical reparameterization with gumbel-softmax. *arXiv preprint arXiv:1611.01144*.
- Jin, J.; Du, K.; Zhang, W.; Qin, J.; Fang, Y.; Yu, Y.; Zhang, Z.; and Smola, A. J. 2022. GraphHINGE: Learning Interaction Models of Structured Neighborhood on Heterogeneous Information Network. *ACM Transactions on Information Systems (TOIS)*, 40(3): 1–35.
- Kipf, T. N.; and Welling, M. 2016. Semi-supervised classification with graph convolutional networks. *arXiv preprint arXiv:1609.02907*.
- László, B. A. 2014. *Linked: How everything is connected to everything else and what it means for business, science, and everyday life*. Basic Books.
- Liu, N.; Tan, Q.; Li, Y.; Yang, H.; Zhou, J.; and Hu, X. 2019. Is a single vector enough? exploring node polysemy for network embedding. In *Proceedings of the 25th ACM SIGKDD International Conference on Knowledge Discovery & Data Mining*, 932–940.
- Lv, Q.; Ding, M.; Liu, Q.; Chen, Y.; Feng, W.; He, S.; Zhou, C.; Jiang, J.; Dong, Y.; and Tang, J. 2021. Are we really making much progress? revisiting, benchmarking and refining heterogeneous graph neural networks. In *Proceedings of the 27th ACM SIGKDD conference on knowledge discovery & data mining*, 1150–1160.
- Newman, M.; Barabási, A.-L.; and Watts, D. J. 2011. *The structure and dynamics of networks*. Princeton university press.
- Park, C.; Yang, C.; Zhu, Q.; Kim, D.; Yu, H.; and Han, J. 2020. Unsupervised differentiable multi-aspect network embedding. In *Proceedings of the 26th ACM SIGKDD International Conference on Knowledge Discovery & Data Mining*, 1435–1445.
- Schlichtkrull, M.; Kipf, T. N.; Bloem, P.; Van Den Berg, R.; Titov, I.; and Welling, M. 2018. Modeling relational data with graph convolutional networks. In *The Semantic Web: 15th International Conference, ESWC 2018, Heraklion, Crete, Greece, June 3–7, 2018, Proceedings 15*, 593–607. Springer.
- Shi, C.; Hu, B.; Zhao, W. X.; and Philip, S. Y. 2018. Heterogeneous information network embedding for recommendation. *IEEE Transactions on Knowledge and Data Engineering*, 31(2): 357–370.
- Sun, Y.; Zhu, D.; Du, H.; and Tian, Z. 2022. MHNF: Multi-hop Heterogeneous Neighborhood information Fusion graph representation learning. *arXiv:2106.09289*.
- Van der Maaten, L.; and Hinton, G. 2008. Visualizing data using t-SNE. *Journal of machine learning research*, 9(11).
- Velickovic, P.; Cucurull, G.; Casanova, A.; Romero, A.; Lio, P.; Bengio, Y.; et al. 2017. Graph attention networks. *stat*, 1050(20): 10–48550.
- Wang, X.; Ji, H.; Shi, C.; Wang, B.; Ye, Y.; Cui, P.; and Yu, P. S. 2019. Heterogeneous graph attention network. In *The world wide web conference*, 2022–2032.
- Wang, X.; Liu, N.; Han, H.; and Shi, C. 2021. Self-supervised heterogeneous graph neural network with co-contrastive learning. In *Proceedings of the 27th ACM SIGKDD conference on knowledge discovery & data mining*, 1726–1736.
- Zhang, C.; Song, D.; Huang, C.; Swami, A.; and Chawla, N. V. 2019. Heterogeneous graph neural network. In *Proceedings of the 25th ACM SIGKDD international conference on knowledge discovery & data mining*, 793–803.



Zhang, C.; Swami, A.; and Chawla, N. V. 2019. Shne: Representation learning for semantic-associated heterogeneous networks. In *Proceedings of the twelfth ACM international conference on web search and data mining*, 690–698.