

Invariant deep neural networks under the finite group for solving partial differential equations

Zhi-Yong Zhang^{1*} Jie-Ying Li¹ Lei-Lei Guo^{2†}

¹ College of Science, Minzu University of China, Beijing 100081, P.R. China

² College of Science, North China University of Technology, Beijing 100144, P.R. China

Abstract: Utilizing physics-informed neural networks (PINN) to solve partial differential equations (PDEs) becomes a hot issue and also shows its great powers, but still suffers from the dilemmas of limited predicted accuracy in the sampling domain and poor prediction ability beyond the sampling domain which are usually mitigated by adding the physical properties of PDEs into the loss function or by employing smart techniques to change the form of loss function for special PDEs. In this paper, we design a symmetry-enhanced deep neural network (sDNN) which makes the architecture of neural networks invariant under the finite group through expanding the dimensions of weight matrixes and bias vectors in each hidden layers by the order of finite group if the group has matrix representations, otherwise extending the set of input data and the hidden layers except for the first hidden layer by the order of finite group. However, the total number of training parameters is only about one over the order of finite group of the original PINN size due to the symmetric architecture of sDNN. Furthermore, we give special forms of weight matrixes and bias vectors of sDNN, and rigorously prove that the architecture itself is invariant under the finite group and the sDNN has the universal approximation ability to learn the function keeping the finite group. Numerical results show that the sDNN has strong predicted abilities in and beyond the sampling domain and performs far better than the vanilla PINN with fewer training points and simpler architecture.

Keywords: Finite group, Symmetry-enhanced neural networks, Solution extrapolation ability, Partial differential equations

1 Introduction

Solving partial differential equations (PDEs) is an oldest and most studied subject in scientific computing. Except for explicit solution formulas for PDEs in very rare cases, a long list of numerical methods, such as finite element, finite difference and finite volume methods, have been proposed and successfully used for various applications of PDEs [1]. However, although classical numerical algorithms promoted the development of related fields, such algorithms are computationally expensive and not flexible enough and inefficiency for high-dimensional PDEs, and also face severe challenges in multiphysics and multiscale systems. For example, most traditional algorithms require that the number of free parameters must be equal to the number of conditions. Therefore, recent years have witnessed rapidly growing interests in solving PDEs by deep neural networks (DNN).

DNN offers nonlinear approximations through the composition of multiple hidden layers to the numerical solutions of PDEs by optimizing the weight matrixes and bias vectors to minimize the loss function, for example, the deep Ritz method [2], the deep Galerkin method [3] and the

*E-mail: zzy@muc.edu.cn

†E-mail: leiguo@mmrc.iss.ac.cn

physics-informed neural networks (PINN) [4], etc. However, purely data-driven DNN applied to physical systems may give the results that violate the physics laws of PDEs and then lead to unexpected consequences [5,6]. Thus it becomes a hot issue by equipping the DNN with physical knowledge of the target system. For example, the popular PINN employs the neural networks as a solution surrogate and seeks to find the best network guided by the initial and boundary data and the physical law described by PDEs [4]. Then the PINN algorithm was applied to different types of PDEs because of the flexibility and gridless nature, but still struggle from the limited accuracies of learned solutions in the sampling domain and the poor solution extrapolation ability though trained properly in the sampling domain, where the solution extrapolation means that the testing point set is chosen beyond the sampling domain [7,8]. Thus many efforts have been done for eliminating the drawbacks of PINN.

Loss function. Since the minimal value of loss function is a necessary condition to obtain high-accuracy learned solutions of PDEs, a direct and effective approach is to enhance the loss function by adding additional constraints originated from the inherent properties of PDEs. For example, the variational PINN established the loss function by the integration of the residue of the PDEs multiply by a set of basis [9]. The gradient-enhanced PINN incorporated the gradient information of the governing PDEs into the loss function [10]. A two-stage PINN was introduced where the second stage is to incorporate the conserved quantities of PDEs into mean squared error loss to train the neural networks [11]. Quite recently, the invariant surface condition induced by the Lie symmetry of PDEs was inserted into the loss function of PINN to improve the accuracy of predicted solutions [12].

Architecture of network. Another way is to direct incorporate the analytical constraints or physical properties into the architecture of neural networks to enhance the performances, which looks more difficult to be carried out than the approach of constraining the loss function and thus the results along this direction are seldom comparatively. There are two representative examples in this way. One is that Beucler et.al enforced certain nonlinear analytic constraints in the neural networks by adding fixed constraint layers [13], the other is that Zhu et.al deployed the parity symmetry to construct a group-equivariant neural network which respected the spatio-temporal parity symmetry and successfully emulated different types of soliton solutions of nonlinear dynamical lattices [14].

Other strategies. In addition to the above two strategies, there exist several smart techniques from the aspects of approximation of differential operator, decomposition of the defining domain and improvement of input data. An approximation of the linear constant differential operator of PDEs instead of the automatic differentiation method was used when training the neural networks [15], which alleviates the computational complexity of high-order derivatives by the automatic differentiation for certain cases. The extended PINN employed a domain decomposition technique for partitioning the PDE problem into several subproblems on sub-domains where each subproblem can be solved by individual networks, and thus contributed to efficient parallel computations of PINNs [16]. Nevertheless, domain decomposition method suffers from additional sub-domain boundary conditions and affects the convergence efficiency and the continuity of learned solution at the interfaces of sub-domains [17,18]. A locally adaptive activation functions with slope recovery for PINN was proposed in [19] which mitigates the pathosis of learning the solutions with large fluctuations. In order to improve the quality of input data, Zhang et.al deployed the Lie symmetry group acting on the known data set of initial and boundary conditions to generate labeled data in the interior domain and then proposed a supervised learning method for solving the PDEs possessing the Lie symmetry group [20].

It is observed that most of the above improved methods start with the properties of PDEs and then utilize them to further constrain the loss function, which weakens the strength of constraints because the non-convex multi-object optimization problem for the loss function may result in local minima, for example, the gradient imbalance of the existing terms in loss function

leads to failure of learning large amplitude solution and high-frequency solution [20, 21], and large condition number of problem results in training failure [22]. Therefore, several methods of weight allocation were proposed to balance these loss terms, but these methods usually need to be customized according to physics systems and then limit the applications [23, 24]. Meanwhile, the optimization algorithm makes the constraints in the loss function penalize the predicted solutions approximately and thus heavily limits their real contributions. Moreover, such methods usually concentrate on the accuracies in the sampling domain and seldom consider the prediction ability beyond the sampling domain. Therefore, it is reasonable to exactly fusion the inherent properties of PDEs into the architecture of neural networks to further explore the answers of the above two problems.

Therefore, the main contribution of the paper is to incorporate the finite order symmetry groups of PDEs into the architecture of neural networks such that the proposed symmetry-enhanced DNN (sDNN) gives high-accuracy predicted solutions in the sampling domain and also has a strong solution extrapolation ability which means that through the training in a chosen sub-domain one can predict the solution of whole domain while maintaining almost the same precision. Moreover, by adopting the parameter sharing technique in the construction of sDNN, each hidden layer uses far fewer parameters than PINN but makes the sDNN preserve the capacity to learn solutions of PDEs beyond the sampling domain.

The remainder of the paper is arranged as follows. In Section 2, we first briefly review the main ideas of PINN, and then construct the sDNN. Moreover, we prove that the proposed sDNN has the universal approximation ability to learn a continuous function keeping the finite group. In Section 3 we perform numerical experiments for different type of PDEs where four finite groups having matrix representation including the even symmetry, circulant symmetry, rotation symmetry and Dihedral group and a finite group without matrix representation are considered. We conclude the results in the last section.

2 Problem formulation

Consider the following r -th order PDE

$$f := u_t + \mathcal{N}[u] = 0, \quad x \times t \in [a, b] \times [-T, T], \quad (1)$$

together with the initial and boundary conditions

$$\begin{aligned} u(x, 0) &= \phi(x), \\ u(a, t) &= \varphi_a(t), \quad u(b, t) = \varphi_b(t), \end{aligned} \quad (2)$$

where $u = u(x, t)$ is the solution to be determined, $\phi(x)$ is a smooth function in $[a, b]$, $\varphi_a(t)$ and $\varphi_b(t)$ are two smooth functions on $[-T, T]$, and $\mathcal{N}[u]$ denotes a smooth function of u and its x -derivatives up to r -th order.

2.1 PINN for solving PDEs

The PINN for Eq.(1) is a feed-forward neural network $u_{\mathcal{N}}(\mathbf{x}; \Theta)$ that approximates the solution of Eq.(1), where Θ is the collection of parameters of weight matrixes and bias vectors and $\mathbf{x} = (x, t)$ for brief. Specifically, consider a PINN with K hidden layers. The k th ($k = 1, 2, \dots, K$) layer has n_k neurons, which means that it transmits n_k -dimensional output vector \mathbf{x}_l to the $(k + 1)$ th layer as the input data. The connection between two adjacent layers is built by the linear transformation \mathcal{F}_k and the nonlinear activation function $\sigma(\cdot)$,

$$\mathbf{x}_k = \sigma(\mathcal{F}_k(\mathbf{x}_{k-1})) = \sigma(\mathbf{w}_k \mathbf{x}_{k-1} + \mathbf{b}_k), \quad (3)$$

where \mathbf{x}_0 is the feeded data, $\mathbf{w}_k \in \mathbb{R}^{n_k \times n_{k-1}}$ and $\mathbf{b}_k \in \mathbb{R}^{n_k}$ denote the weight matrix and bias vector of the k th layer respectively. Thus, the connection between the input \mathbf{x}_0 and the output $u(\mathbf{x}_0, \Theta)$ is given by

$$u(\mathbf{x}_0; \Theta) = \mathcal{F}_K \circ \sigma \circ \mathcal{F}_{K-1} \circ \cdots \circ \sigma \circ \mathcal{F}_1(\mathbf{x}_0), \quad (4)$$

and $\Theta = \{\mathbf{w}_k, \mathbf{b}_k\}_{k=1}^K$ is the set of trainable parameters of PINN. Then the PINN method usually utilizes the Adam [25] or the L-BFGS [26] optimization algorithms to update the parameters Θ and thus to minimize the loss function of mean square error (MSE)

$$MSE = w_i MSE_i + w_b MSE_b + w_f MSE_f, \quad (5)$$

where both MSE_i and MSE_b work on the initial and boundary data while MSE_f enforces the structure imposed by system (1) at a finite set of collocation points,

$$\begin{aligned} MSE_i &= \frac{1}{N} \sum_{i=1}^N |u(x_i, 0) - \phi(x_i)|^2, \\ MSE_b &= \frac{1}{N} \sum_{i=1}^N |u(a, t_i) - \varphi_a(t_i)|^2 + |u(b, t_i) - \varphi_b(t_i)|^2, \\ MSE_f &= \frac{1}{\tilde{N}} \sum_{j=1}^{\tilde{N}} |f(\tilde{t}_j, \tilde{x}_j)|^2, \end{aligned}$$

where w_i, w_b and w_f are the weights of loss terms and chosen as one uniformly in this study, $\{x_i, t_i, u(x_i, t_i)\}_{i=1}^N$ are the initial and boundary data and $\{\tilde{x}_j, \tilde{t}_j\}_{j=1}^{\tilde{N}}$ denote the collocation points for the PDE. Next, on the basis of PINN framework, we propose a performable sDNN whose architecture keeps the finite group invariant and show that the sDNN possess the universal approximation ability to learn the solution of PDEs admitting the finite group.

2.2 Poor solution extrapolation ability of PINN

Consider a function

$$f(x) = (1 - 0.5x^2) \cos[\alpha(x + 0.5x^3)], \quad x \in [-1, 1], \quad (6)$$

where α is a constant parameter related to the frequency of the function. Observed that $f(x)$ is an even function since $f(-x) = f(x)$, then we can deduce the results in $[0, 1]$ by the ones in $[-1, 0]$ and vice versa. Thus, whether the learned parameters via PINN by sampling from $[-1, 0]$ are effective to predict the function in $[0, 1]$.

Next, we employ the PINN, equipped by three hidden layers with 20 neurons in each layer, the hyperbolic tangent activation function and the Xavier initialization, to learn $f(x)$ in $x \in [-1, 0]$, then leverage the learned parameters to predict $f(x)$ in $x \in [0, 1]$. Specifically, we divide $[-1, 0]$ into 101 equidistant discrete points, and first use 5000 Adam and then the L-BFGS algorithm to minimize the loss function defined by the mean squared error (MSE)

$$MSE = \frac{1}{101} \sum_{i=1}^{101} [f(x_i) - \hat{f}(x_i)]^2, \quad (7)$$

where $\hat{f}(x_i)$ is the predicted value of x_i by the PINN. Figure 1 shows the L_2 relative errors in and beyond the sampling domain $x \in [-1, 0]$ with $\alpha = 5, 10$ and 20, where the predicted solution

by PINN in the sampling interval $x \in [-1, 0]$ fits the solid green line of exact function very well, but the learned parameters fails to predict the function in $x \in [0, 1]$ which leads to the serious deviation between the dotted red line and the solid green line in $x \in [0, 1]$. However, the dotted blue line by sDNN matches pretty well with the solid green line in the whole interval $[-1, 1]$. Thus, the sDNN expresses better solution extrapolation ability than the PINN.

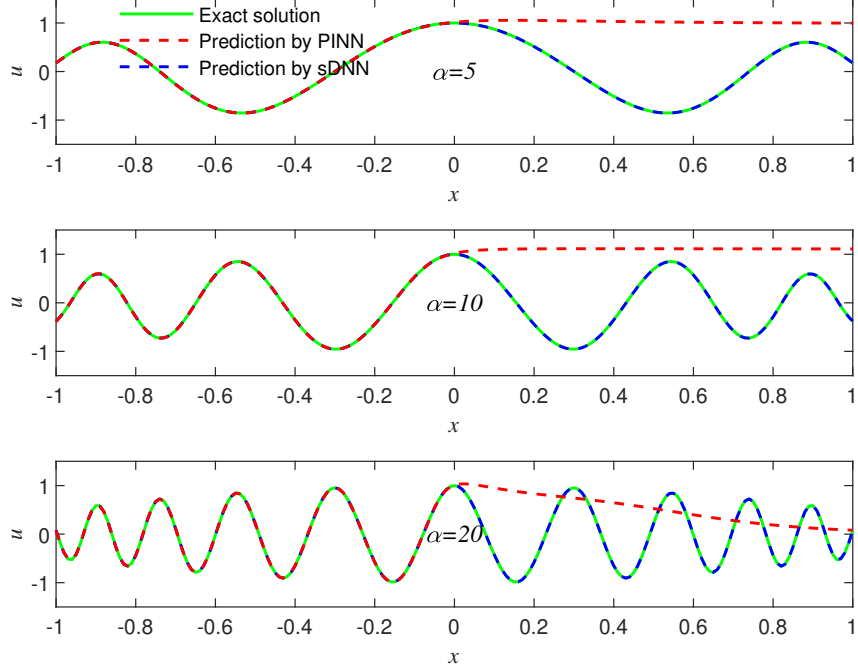


Figure 1: (Color online) Comparison of the PINN and sDNN for learning function $f(x)$ in (6) with different α , where $[-1, 0]$ is the sampling domain and $[-1, 1]$ is the prediction domain.

3 Invariant neural networks under a finite group

3.1 Construct the invariant neural networks

A finite group $G := \{g_0(= e), g_1, g_2, \dots, g_{n-1}\}$ of order n means that the number of group elements is n . Moreover, for any $g_i, g_j \in G$, then there exist an element $g_k = g_i g_j \in G$ and an element $g_l = g_i^{-1} \in G$. A function $\omega(\mathbf{x})$ is called G -invariant if $\omega(g(\mathbf{x})) = \omega(\mathbf{x})$ for any \mathbf{x} in the domain and any $g \in G$. Likewise, a neural network is invariant under G if the output is invariant under G . More generally, Eq.(1) is invariant under G if Eq.(1) is form-preserving under G .

For example, for an even symmetry $g : x^* = -x, t^* = -t, u^* = u$, the function $u(x, t) = (x - 4t)^2$ is invariant under g since $u(x^*, t^*) = u(g(x), g(t)) = u(-x, -t) = (-x + 4t)^2 = u(x, t)$. While for an advection equation $u_t + u_x = 0$, by the chain rule of composite function, $u_{t^*}^* = -u_t, u_{x^*}^* = -u_x$, then the equation is form-preserving $u_{t^*}^* + u_{x^*}^* = 0$.

Theorem 3.1 Suppose that Eq.(1) is admitted by a finite group $G := \{g_0(= e), g_1, g_2, \dots, g_{n-1}\}$ of order n , $\mathbf{x}^{(0)}$ be a set of input data, \mathbf{w}_l and \mathbf{b}_l ($l = 1, \dots, L$) be the initialized weight matrixes and bias vector of the l -th hidden layer of the PINN. Then a sDNN with L hidden layers and n_l

neurons in the l -th hidden layer is invariant under the finite group G if the following conditions hold:

1). In the first hidden layer, the weight matrix $\mathbf{W}_1 = \mathbf{w}_1$ and the bias vector $\mathbf{B}_1 = \mathbf{b}_1$, and the input data are extended to

$$X^{(0)} = \begin{pmatrix} \mathbf{x}^{(0)} \\ g_1 \mathbf{x}^{(0)} \\ \vdots \\ g_{n-1} \mathbf{x}^{(0)} \end{pmatrix}, \quad (8)$$

where \mathbf{w}_1 is an initialized weight matrix with n_1 rows and 2 columns.

2). In the l -th ($1 < l < L$) hidden layer, the weight matrix \mathbf{W}_l and the bias vector \mathbf{B}_l take the form

$$\mathbf{W}_l = \begin{pmatrix} \widehat{\mathbf{W}}_l \Lambda_0 \\ \widehat{\mathbf{W}}_l \Lambda_1 \\ \vdots \\ \widehat{\mathbf{W}}_l \Lambda_{n-1} \end{pmatrix}, \quad \mathbf{B}_l = \begin{pmatrix} \mathbf{b}_l \\ \mathbf{b}_l \\ \vdots \\ \mathbf{b}_l \end{pmatrix}, \quad (9)$$

where Λ_j is the permutation associated with the j -th row of the Cayley table of group G , $\widehat{\mathbf{W}}_l = (\mathbf{w}_l^{(0)}, \mathbf{w}_l^{(1)}, \dots, \mathbf{w}_l^{(n-1)})$, and $\mathbf{w}_l^{(j)}$ is the initialized weight matrix with n_l rows and n_{l-1} columns, $j = 0, 1, \dots, n-1$.

3). For the output layer, the weight matrix \mathbf{W}_L and the bias vector \mathbf{B}_L are given by

$$\mathbf{W}_L = \begin{pmatrix} \mathbf{w}_L \\ \mathbf{w}_L \\ \vdots \\ \mathbf{w}_L \end{pmatrix}, \quad \mathbf{B}_L = (\mathbf{b}_L), \quad (10)$$

where \mathbf{w}_L is the initialized weight matrix with one row and n_{L-1} columns.

Proof. We first show that the affine map between two adjacent hidden layers is invariant under the finite group G , and then prove the composition of such invariant maps is also invariant under G .

Let \mathbf{w}_l and \mathbf{b}_l are the initialized weight matrix and bias vector of the l th hidden layer respectively, $\mathbf{x}^{(0)}$ denotes a set of input data and $\sigma(\cdot)$ is the chosen activation function. The output of the first hidden layer by PINN is

$$\mathbf{x}^{(1)}(\mathbf{x}^{(0)}) = \sigma(\mathbf{w}_1 \mathbf{x}^{(0)} + \mathbf{b}_1).$$

Then we act each $g_i \in G$ on $\mathbf{x}^{(0)}$ and obtain

$$\mathbf{x}^{(1)}(g_i \mathbf{x}^{(0)}) = \sigma(\mathbf{w}_1 g_i \mathbf{x}^{(0)} + \mathbf{b}_1), \quad (11)$$

with the weight matrix \mathbf{w}_1 and bias vector \mathbf{b}_1 and the input data set $X^{(0)}$ in (8), the set of total outputs of the first hidden layer by sDNN $S_1 := \{\mathbf{x}^{(1)}(g_i \mathbf{x}^{(0)}) | i = 0, \dots, n-1\}$ is invariant under group G because for any $g_k \in G$, $\mathbf{x}^{(1)}(g_k g_i \mathbf{x}^{(0)}) = \mathbf{x}^{(1)}(g_j \mathbf{x}^{(0)})$, where, here and below, the closure property that there exists a group element $g_\gamma \in G$ such that $g_\alpha g_\beta = g_\gamma$ for any $g_\alpha, g_\beta \in G$ is frequently used.

Next, we consider the second hidden layer. Taking the outputs in S_1 of the first hidden layer as the inputs of the second hidden layer, then the outputs of the second hidden layer are

$$\begin{aligned}\mathbf{x}^{(2)}(\mathbf{x}^{(0)}) &= \sigma \left(\sum_{i=0}^{n-1} \mathbf{w}_2^{(i)} \mathbf{x}^{(1)}(g_i \mathbf{x}^{(0)}) + \mathbf{b}_2 \right) \\ &= \sigma \left(\left(\mathbf{w}_2^{(0)}, \dots, \mathbf{w}_2^{(n-1)} \right) \left(\mathbf{x}^{(1)}(g_0 \mathbf{x}^{(0)}), \dots, \mathbf{x}^{(1)}(g_{n-1} \mathbf{x}^{(0)}) \right)^T + \mathbf{b}_2 \right),\end{aligned}\quad (12)$$

where $\mathbf{w}_2^{(i)}$ ($i = 0, \dots, n-1$) are the initialized weight matrix with n_2 rows and n_1 columns. Then for each $g_j \in G$, we substitute $g_j \mathbf{x}^{(0)}$ into Eq.(12) and have

$$\begin{aligned}\mathbf{x}^{(2)}(g_j \mathbf{x}^{(0)}) &= \sigma \left(\sum_{i=0}^{n-1} \mathbf{w}_2^{(i)} \mathbf{x}^{(1)}(g_i g_j \mathbf{x}^{(0)}) + \mathbf{b}_2 \right) \\ &= \sigma \left(\left(\mathbf{w}_2^{(0)}, \dots, \mathbf{w}_2^{(n-1)} \right) \left(\mathbf{x}^{(1)}(g_0 g_j \mathbf{x}^{(0)}), \dots, \mathbf{x}^{(1)}(g_{n-1} g_j \mathbf{x}^{(0)}) \right)^T + \mathbf{b}_2 \right) \\ &= \sigma \left(\left(\mathbf{w}_2^{(0)}, \dots, \mathbf{w}_2^{(n-1)} \right) \left(\mathbf{x}^{(1)}(g_{k_0^j} \mathbf{x}^{(0)}), \dots, \mathbf{x}^{(1)}(g_{k_{n-1}^j} \mathbf{x}^{(0)}) \right)^T + \mathbf{b}_2 \right) \\ &= \sigma \left(\left(\mathbf{w}_2^{(0)}, \dots, \mathbf{w}_2^{(n-1)} \right) \Lambda_j \left(\mathbf{x}^{(1)}(g_0 \mathbf{x}^{(0)}), \dots, \mathbf{x}^{(1)}(g_{n-1} \mathbf{x}^{(0)}) \right)^T + \mathbf{b}_2 \right),\end{aligned}$$

where the closure property of group is used again, and the matrix Λ_j is a permutation determined by g_j in the Cayley table of finite group G [27]. Thus, similar as the set S_1 , the set of total outputs of the second layer by sDNN $S_2 := \{\mathbf{x}^{(2)}(g_j \mathbf{x}^{(0)}) | j = 0, \dots, n-1\}$ is also invariant under group G .

Repeating similar procedure for the l th hidden layer with $l = 2, 3, \dots, L-1$, we have

$$\mathbf{x}^{(l)}(g_j \mathbf{x}^{(0)}) = \sigma \left(\sum_{i=0}^{n-1} \mathbf{w}_l^{(i)} \mathbf{x}^{(l-1)}(g_i g_j \mathbf{x}^{(0)}) + \mathbf{b}_l \right),$$

and the set of total outputs of the l th layer by sDNN $S_l := \{\mathbf{x}^{(l)}(g_j \mathbf{x}^{(0)}) | j = 0, \dots, n-1\}$ is invariant under G .

Finally, with the output $\mathbf{x}^{(L-1)}$ of the $(L-1)$ th hidden layer, we get

$$\begin{aligned}u(\mathbf{x}^{(0)}) &= \sum_{i=0}^{n-1} \mathbf{w}_L \mathbf{x}^{(L-1)}(g_i \mathbf{x}^{(0)}) + b_{L-1} \\ &= \left(\mathbf{w}_L, \dots, \mathbf{w}_L \right) \left(\mathbf{x}^{(L-1)}(g_0 \mathbf{x}^{(0)}), \dots, \mathbf{x}^{(L-1)}(g_{n-1} \mathbf{x}^{(0)}) \right)^T,\end{aligned}$$

which is invariant under group G . In fact, for each $g_j \in G$, we obtain

$$\begin{aligned}u(g_j \mathbf{x}^{(0)}) &= \sum_{i=0}^{n-1} \mathbf{w}_L \mathbf{x}^{(L-1)}(g_j g_i \mathbf{x}^{(0)}) + b_{L-1} \\ &= \left(\mathbf{w}_L, \dots, \mathbf{w}_L \right) \left(\mathbf{x}^{(L-1)}(g_j g_0 \mathbf{x}^{(0)}), \dots, \mathbf{x}^{(L-1)}(g_j g_{n-1} \mathbf{x}^{(0)}) \right)^T \\ &= \left(\mathbf{w}_L, \dots, \mathbf{w}_L \right) \left(\mathbf{x}^{(L-1)}(g_{j_0} \mathbf{x}^{(0)}), \dots, \mathbf{x}^{(L-1)}(g_{j_{n-1}} \mathbf{x}^{(0)}) \right)^T,\end{aligned}$$

where $(g_{j_0}, \dots, g_{j_{n-1}})$ is a permutation of (g_0, \dots, g_{n-1}) by the closure property of group, j_i ($i = 1, \dots, n-1$) are nonnegative integers. Furthermore, since the components in $(\mathbf{w}_L, \dots, \mathbf{w}_L)$ are

all identical and then $u(g_j \mathbf{x}^{(0)}) = u(\mathbf{x}^{(0)})$ which means $u(\mathbf{x}^{(0)})$ invariant under group G . The proof ends. \square

Furthermore, if the finite group G has matrix representation, the weight matrix of the first hidden layer of sDNN can be rewritten in a compact form, which avoids the extension of the input data $\mathbf{x}^{(0)}$ to $X^{(0)}$ in (8).

Corollary 3.2 *Under the same conditions in Theorem 3.1, and suppose that each $g_l \in G$ has the form $g_l \mathbf{x} = T_{g_l} \mathbf{x}$ and $g_l u = u$, where T_{g_l} is a matrix representation of g_l . Then the neural networks with L hidden layers and n_l neurons per layer is invariant under G if the following conditions hold:*

1). For the first hidden layer, the weight matrix \mathbf{W}_1 and the bias vector \mathbf{B}_1 take the form

$$\mathbf{W}_1 = \begin{pmatrix} \mathbf{w}_1 \\ \mathbf{w}_1 T_{g_1} \\ \vdots \\ \mathbf{w}_1 T_{g_{n-1}} \end{pmatrix}, \quad \mathbf{B}_1 = \begin{pmatrix} \mathbf{b}_1 \\ \mathbf{b}_1 \\ \vdots \\ \mathbf{b}_1 \end{pmatrix}. \quad (13)$$

2). For the l th ($1 < l < L$) hidden layer, the weight matrix \mathbf{W}_l and the bias vector \mathbf{B}_l of sDNN take the same forms as (9), and for the output layer \mathbf{W}_L and \mathbf{B}_L are identical with (10) in Theorem 3.1.

Proof. Following the notations and steps in the proof of Theorem 3.1, for the outputs of the first layer, Eq.(11) becomes

$$\mathbf{x}^{(1)}(g_i \mathbf{x}^{(0)}) = \sigma(\mathbf{w}_1 T_{g_i} \mathbf{x}^{(0)} + \mathbf{b}_1) = \sigma((\mathbf{w}_1 T_{g_i}) \mathbf{x}^{(0)} + \mathbf{b}_1).$$

Moreover, because the outputs of the first hidden layer $S_1 := \{\mathbf{x}^{(1)}(g_i \mathbf{x}^{(0)}) | i = 0, \dots, n-1\}$ is invariant under G , we expand the weight matrix \mathbf{w}_1 to the form \mathbf{W}_1 and the bias vector \mathbf{b}_1 to \mathbf{B}_1 in (13) by the order of G . The proof ends. \square

Next, we take a neural network with two hidden layers and equipped with a second order finite group $G_e = \{g_0, g_1\}$ as an example to show the main ideas of Theorem 3.1 and Corollary 3.2, where g_0 is the identity element and $g_1 : (x, t, u) \rightarrow (-x, -t, u)$ denotes the even symmetry transformation. Figure 2(A) shows the vanilla PINN whose output is $X^{(3)} = \sigma(\mathbf{W}_2 \sigma(\mathbf{W}_1 X^{(0)} + \mathbf{b}_1) + \mathbf{b}_2) + \mathbf{b}_3$, where

$$\mathbf{W}_1 = \begin{pmatrix} \mathbf{W}_1^{(1)} \\ \mathbf{W}_1^{(2)} \end{pmatrix}, \quad \mathbf{W}_2 = \begin{pmatrix} \mathbf{W}_2^{(1)} & \mathbf{W}_2^{(2)} \\ \mathbf{W}_2^{(3)} & \mathbf{W}_2^{(4)} \end{pmatrix}, \quad \mathbf{W}_3 = \begin{pmatrix} \mathbf{W}_3^{(1)} \\ \mathbf{W}_3^{(2)} \end{pmatrix}.$$

On the other hand, Figure 2(B) displays the framework of the sDNN with G_e by means of Theorem 3.1, where the weight matrixes are given by

$$\mathbf{W}_1 = \begin{pmatrix} \mathbf{W}_1^{(1)} \\ \mathbf{W}_1^{(1)} \end{pmatrix}, \quad \mathbf{W}_2 = \begin{pmatrix} \mathbf{W}_2^{(1)} & \mathbf{W}_2^{(2)} \\ \mathbf{W}_2^{(2)} & \mathbf{W}_2^{(1)} \end{pmatrix}, \quad \mathbf{W}_3 = \begin{pmatrix} \mathbf{W}_3^{(1)} \\ \mathbf{W}_3^{(1)} \end{pmatrix}, \quad (14)$$

then the sDNN is invariant under G_e . In fact, acting G_e on the input data $X^{(0)}$, we obtain a new input data set $\{g_0 X^{(0)}, g_1 X^{(0)}\} = \{X^{(0)}, -X^{(0)}\}$, then the outputs of the first hidden layer are

$$\begin{aligned} X_1^{(1)} &= \sigma(\mathbf{W}_1^{(1)} X^{(0)} + \mathbf{b}_1), \\ X_2^{(1)} &= \sigma(\mathbf{W}_1^{(1)}(g_1 X^{(0)}) + \mathbf{b}_1) = \sigma(\mathbf{W}_1^{(1)}(-X^{(0)}) + \mathbf{b}_1). \end{aligned}$$

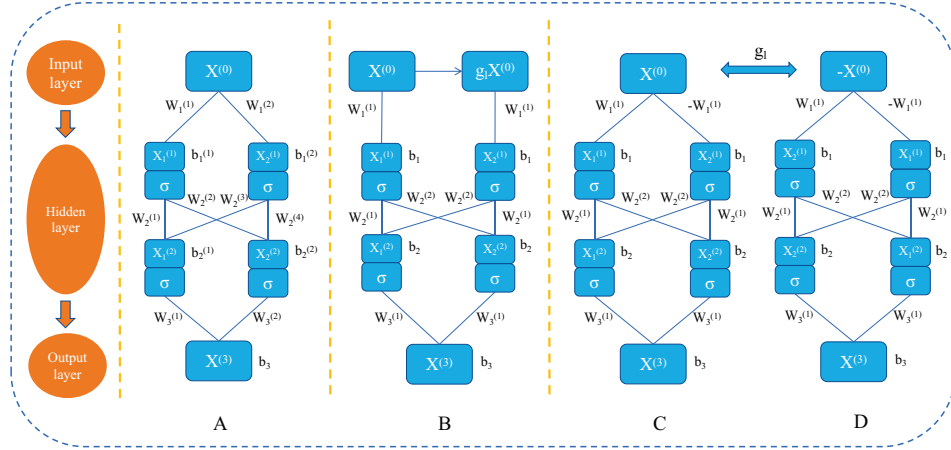


Figure 2: (Color online) Schematic diagrams of the PINN, sDNN with and without matrix representation: (A) PINN. (B) sDNN without matrix representation. (C) sDNN with matrix representation.

It is obvious that if $X^{(0)}$ becomes $-X^{(0)}$, then $X_1^{(1)}$ becomes $X_2^{(1)}$ and $X_2^{(1)}$ becomes $X_1^{(1)}$, thus the set $\{X_1^{(1)}, X_2^{(1)}\}$ is invariant under G . While the outputs of the second hidden layer are

$$\begin{aligned} X_1^{(2)} &= \sigma(\mathbf{W}_2^{(1)} X_1^{(1)} + \mathbf{W}_2^{(1)} X_2^{(1)} + \mathbf{b}_2), \\ X_2^{(2)} &= \sigma(\mathbf{W}_2^{(1)} X_2^{(1)} + \mathbf{W}_2^{(1)} X_1^{(1)} + \mathbf{b}_2). \end{aligned}$$

Then under the conditions $X_1^{(1)} \rightarrow X_2^{(1)}$ and $X_2^{(1)} \rightarrow X_1^{(1)}$, we get

$$\begin{aligned} X_1^{(2)} &= \sigma(\mathbf{W}_2^{(1)} X_1^{(1)} + \mathbf{W}_2^{(1)} X_2^{(1)} + \mathbf{b}_2) \\ &\xrightarrow[X_2^{(1)} \rightarrow X_1^{(1)}]{X_1^{(1)} \rightarrow X_2^{(1)}} \sigma(\mathbf{W}_2^{(1)} X_2^{(1)} + \mathbf{W}_2^{(1)} X_1^{(1)} + \mathbf{b}_2) = X_2^{(2)}, \\ X_2^{(2)} &= \sigma(\mathbf{W}_2^{(1)} X_2^{(1)} + \mathbf{W}_2^{(1)} X_1^{(1)} + \mathbf{b}_2) \\ &\xrightarrow[X_2^{(1)} \rightarrow X_1^{(1)}]{X_1^{(1)} \rightarrow X_2^{(1)}} \sigma(\mathbf{W}_2^{(1)} X_1^{(1)} + \mathbf{W}_2^{(1)} X_2^{(1)} + \mathbf{b}_2) = X_1^{(2)}, \end{aligned}$$

thus the set $\{X_1^{(2)}, X_2^{(2)}\}$ is invariant under G . Finally, the output of sDNN is

$$X^{(3)} = \mathbf{W}_3^{(1)} X_2^{(2)} + \mathbf{W}_3^{(1)} X_1^{(2)} + \mathbf{b}_3.$$

Again, under the conditions $X_1^{(2)} \rightarrow X_2^{(2)}$ and $X_2^{(2)} \rightarrow X_1^{(2)}$, $X^{(3)}$ is still invariant under G since the coefficients of $X_1^{(2)}$ and $X_2^{(2)}$ are identical. Therefore, the sDNN in Figure 2(B) is invariant under G_e .

Alternatively, observed that the finite group G_e has the matrix representation

$$g_0 = \begin{pmatrix} 1 & 0 \\ 0 & 1 \end{pmatrix}, \quad g_1 = \begin{pmatrix} -1 & 0 \\ 0 & -1 \end{pmatrix}, \quad (15)$$

then, by Corollary 3.2, the input data set $X^{(0)}$ is not changed but $\mathbf{W}_1 = (\mathbf{W}_1^{(1)}, -\mathbf{W}_1^{(1)})^T$, \mathbf{W}_2 and \mathbf{W}_3 are given by (14). In fact, as shown in Figure 2(C), the outputs of the first hidden layer

are

$$\begin{aligned} X_1^{(1)} &= \sigma(\mathbf{W}_1^{(1)} X^{(0)} + \mathbf{b}_1), \\ X_2^{(1)} &= \sigma(\mathbf{W}_1^{(1)}(-X^{(0)}) + \mathbf{b}_1). \end{aligned}$$

Then the set $\{X_1^{(1)}, X_2^{(1)}\}$ is invariant under G_e with a similar proving method in Figure 2(B). Moreover, since the remainder of sDNN with matrix representation is identical to the sDNN without matrix representation, thus the sDNN in Figure 2(C-D) is also invariant under G_e .

Furthermore, it is observed that the weight matrix and bias vector in each hidden layer of sDNN have particular structures while the ones of PINN are usually initialized by the Xavier initialization [31], thus the number of training parameters of sDNN is decreased when compared with the PINN of same network architecture.

Corollary 3.3 *Suppose that a PINN consists of L hidden layers with n_l neurons in the l -th hidden layer and $|G|$ denotes the order of finite group G . Then comparing with the PINN of same network architecture for solving Eq.(1), the number of training parameters by sDNN decreases by $1 + [2n_1 + n_L + \sum_{l=1}^{L-1} (n_l n_{l+1} + n_l)]/|G|$.*

Proof. From the proofs of Theorem 3.1 and Corollary 3.2, the number of neurons n_l must be an integral multiple of $|G|$. By the direct computations, the number of parameters for the weight matrixes is $(2n_1 + n_L)/|G| + \sum_{l=1}^{L-1} n_l n_{l+1}/|G|$ while the one for the bias vectors is $1 + \sum_{l=1}^L n_l/|G|$, then adding the two parts gives the total number of training parameters of sDNN. The proof ends. \square

Comparatively, the total number of PINN is $1 + 2n_1 + n_L + \sum_{l=1}^{L-1} (n_l n_{l+1} + n_l)$ which is about $|G|$ times of the number of sDNN. Thus, the higher the order of G , the fewer training parameters are required.

3.2 Approximation Theory for sDNN

In what follows, we consider the universal approximate ability of the proposed sDNN in Theorem 3.1. One fundamental question related to PINN and its various improved versions, including sDNN here, is whether there exists a neural network that can simultaneously and uniformly approximate a function and its partial derivatives with arbitrary orders. Only when sDNN has this ability, the loss function may tend to zero, and then the approximate solution of PDE can be solved. To study this question and simplify expressions, it is convenient to first introduce some notation.

Let \mathbb{N}^p be the set of p -dimensional nonnegative integers and \mathbb{R} be the real number. Let $\mathbf{m} = (m_1, m_2, \dots, m_p) \in \mathbb{N}^p$, $\mathbf{k} = (k_1, k_2, \dots, k_p) \in \mathbb{N}^p$ and $\mathbf{x} = (x_1, x_2, \dots, x_p) \in \mathbb{R}^p$, we set $|\mathbf{m}| = m_1 + \dots + m_p$, $\mathbf{m}! = \prod_{i=1}^p m_i!$ and $\mathcal{D}_{\mathbf{x}}^{\mathbf{m}} = \partial^{|\mathbf{m}|}/\partial x_1^{m_1} \dots \partial x_p^{m_p}$. We define the usual ordering on \mathbb{N}^p , namely $\mathbf{k} \leq \mathbf{m}$ if $k_i \leq m_i$, $i = 1, 2, \dots, p$. A function f is said to belong to $\mathcal{C}^{\mathbf{m}}(\mathbb{R}^p)$ if $\mathcal{D}_{\mathbf{x}}^{\mathbf{k}} f \in \mathcal{C}(\mathbb{R}^p)$ for all $\mathbf{k} \leq \mathbf{m}$, where $\mathcal{C}(\mathbb{R}^p) = \{h : \mathbb{R}^p \rightarrow \mathbb{R} \mid h \text{ is continuous}\}$ is the space of continuous functions. If $\mathbf{k} = \mathbf{0}$, then we define $\mathcal{D}_{\mathbf{x}}^{\mathbf{k}} f = f(\mathbf{x})$.

It is widely known that the neural networks with one hidden layer and sufficiently number of neurons have the expressive ability of approximating any functions and its partial derivatives with arbitrary orders. We cite the following theorem of universal derivative approximation using single hidden layer neural networks due to Pinkus [41].

Theorem 3.4 (Universal derivative approximation theory [41]) *Given any compact set $V \subset \mathbb{R}^p$, any $\epsilon > 0$ and given any function $f \in \mathcal{C}^{\mathbf{m}}(\mathbb{R}^p) : V \rightarrow \mathbb{R}$, there exists a neural network $\hat{f} \in \mathcal{C}^{\mathbf{m}}(\mathbb{R}^p) : V \rightarrow \mathbb{R}$ with one hidden layer, such that*

$$\left| \mathcal{D}^{\mathbf{k}} f(\mathbf{x}) - \mathcal{D}^{\mathbf{k}} \hat{f}(\mathbf{x}) \right| \leq \epsilon, \quad \forall \mathbf{x} \in V \text{ and } \forall \mathbf{k} \leq \mathbf{m}.$$

However, it is not straightforward that the proposed sDNN enjoys the universal derivative approximation ability of learning the solution of the PDEs having the finite group. For the completeness of the paper, we show that such a sDNN can approximate any functions and its partial derivatives with arbitrary orders preserving a finite group with an arbitrary accuracy.

In order to show the universal derivative approximation of sDNN, we need to obtain an explicit expression for an arbitrary partial derivative of a composition of functions $h(\mathbf{x}) = f[u_1(\mathbf{x}), u_2(\mathbf{x}), \dots, u_p(\mathbf{x})]$ in terms of the various partial derivatives of the functions f and u_1, u_2, \dots, u_p where $\mathbf{u} = (u_1, u_2, \dots, u_p)$, $f(\mathbf{u})$ and $u_1(\mathbf{x}), \dots, u_p(\mathbf{x})$ are differentiable with a sufficient number of times. We recall the following theorem of multivariate Faà di Bruno formula due to Constantine [42].

Lemma 3.5 (Multivariate Faà di Bruno formula [42]) *Let $h = f(\mathbf{u}(\mathbf{x}))$ be a composite function. Then the $|\mathbf{m}|$ -order derivative of h with respect to \mathbf{x} is given by*

$$\mathcal{D}_{\mathbf{x}}^{\mathbf{m}} h = \sum_{1 \leq |\lambda| \leq m} \mathcal{D}_{\mathbf{u}}^{\lambda} f \varphi_{\mathbf{m}, \lambda}(\mathbf{x}), \quad (16)$$

where

$$\varphi_{\mathbf{m}, \lambda}(\mathbf{x}) = \mathbf{m}! \sum_{q(\mathbf{m}, \lambda)} \prod_{j=1}^m \frac{(\mathcal{D}_{\mathbf{x}}^{\beta_j} u_1)^{\alpha_{j1}} (\mathcal{D}_{\mathbf{x}}^{\beta_j} u_2)^{\alpha_{j2}} \dots (\mathcal{D}_{\mathbf{x}}^{\beta_j} u_p)^{\alpha_{jp}}}{\alpha_j! (\beta_j!)^{|\alpha_j|}},$$

and

$$\begin{aligned} m &= |\mathbf{m}|, \alpha_j = \{\alpha_{j1}, \alpha_{j2}, \dots, \alpha_{jp}\}; \\ q(\mathbf{m}, \lambda) &= \left\{ (\alpha_1, \dots, \alpha_m; \beta_1, \dots, \beta_m) : \text{for some } 1 \leq s \leq m, \right. \\ &\quad \alpha_i = 0 \text{ and } \beta_i = 0 \text{ for } 1 \leq i \leq m - s; \\ &\quad |\alpha_i| > 0 \text{ for } m - s + 1 \leq i \leq m; \\ &\quad \text{and } \mathbf{0} \leq \beta_{m-s+1} \leq \dots \leq \beta_m \text{ are such that} \\ &\quad \left. \sum_{i=1}^m \alpha_i = \lambda, \sum_{i=1}^m |\alpha_i| \beta_i = \mathbf{m} \right\}. \end{aligned}$$

Theorem 3.6 *Let $G := \{g_0 (= e), g_1, g_2, \dots, g_{n-1}\}$ be a finite group of order n . Suppose any $g \in G$ and $g\mathbf{x} = (\mathbf{u}_1^g(\mathbf{x}), \mathbf{u}_2^g(\mathbf{x}), \dots, \mathbf{u}_p^g(\mathbf{x}))$ where $\mathbf{u}_i^g(\mathbf{x}) \in \mathcal{C}^{\mathbf{m}}(\mathbb{R}^p)$, $i = 1, 2, \dots, p$. Given any compact set $V \subset \mathbb{R}^p$ and any G -invariant map $f \in \mathcal{C}^{\mathbf{m}}(\mathbb{R}^p) : V \rightarrow \mathbb{R}$, then the map f and its partial derivatives can be approximated by the sDNN with one hidden layer $\hat{f} : V \rightarrow \mathbb{R}$ of the form*

$$\hat{f}(\mathbf{x}) = \sum_{s=0}^{n-1} \mathbf{w}_2 \sigma(\mathbf{w}_1(g_s \mathbf{x}) + \mathbf{b}_1), \quad (17)$$

and its corresponding partial derivatives respectively, where $(\mathbf{w}_1)_{k \times p}$ and $(\mathbf{w}_2)_{1 \times k}$ are weight matrixes of the first and output layers, and \mathbf{b}_1 is the bias vector of sDNN with one hidden layer and k neurons per layer.

Proof. The proof is divided into two parts where one is to prove that the map $\widehat{f}(\mathbf{x})$ is G -invariant and the other is to prove that any G -invariant map $f(\mathbf{x})$ and its partial derivatives can be approximated by the G -invariant neural network $\widehat{f}(\mathbf{x})$ and its corresponding partial derivatives.

- In the first part, one has

$$\begin{aligned}\widehat{f}(g_j \mathbf{x}) &= \sum_{s=0}^{n-1} \mathbf{w}_2 \sigma(\mathbf{w}_1(g_s g_j \mathbf{x}) + \mathbf{b}_1) \\ &= \sum_{s=0}^{n-1} \mathbf{w}_2 \sigma(\mathbf{w}_1(g_s g_j) \mathbf{x} + \mathbf{b}_1) \\ &= \sum_{r=0}^{n-1} \mathbf{w}_2 \sigma(\mathbf{w}_1 g_r \mathbf{x} + \mathbf{b}_1),\end{aligned}$$

thus $\widehat{f}(g_j \mathbf{x}) = \widehat{f}(\mathbf{x})$. Note that the last equation holds because $g_r = g_s g_j \in G$ for any $g_j, g_s \in G$.

- For the second part, we first prove that the map $f(\mathbf{x})$ and its partial derivatives can be approximated by a G -invariant function and its corresponding partial derivatives. Let V be a compact set in \mathbb{R}^p and consider the symmetrized set $V_{sym} = \{\bigcup_{g \in G} g\mathbf{x} | \mathbf{x} \in V\}$ which is also a compact set in \mathbb{R}^p under the finite group G . By Theorem 3.4, one gets a neural network $\widetilde{P}(\mathbf{x})$ which approximates G -invariant $f(\mathbf{x})$ on V_{sym} , i.e. $|\mathcal{D}^{\mathbf{k}} f(\mathbf{x}) - \mathcal{D}^{\mathbf{k}} \widetilde{P}(\mathbf{x})| \leq \epsilon$ for any $\epsilon > 0$ and any $\mathbf{k} \leq \mathbf{m}$. Then by means of the Reynolds operator [30], we obtain $P_{sym}(\mathbf{x}) = \sum_{g \in G} \widetilde{P}(g\mathbf{x})/n$ where the order of G is n . Let $\widetilde{h}(\mathbf{x}) = \widetilde{P}(g\mathbf{x}) = \widetilde{P}(\mathbf{u}_1^g(\mathbf{x}), \mathbf{u}_2^g(\mathbf{x}), \dots, \mathbf{u}_p^g(\mathbf{x}))$ and $h(\mathbf{x}) = f(g\mathbf{x}) = f(\mathbf{u}_1^g(\mathbf{x}), \mathbf{u}_2^g(\mathbf{x}), \dots, \mathbf{u}_p^g(\mathbf{x}))$. By Lemma 3.5, one gets

$$\begin{aligned}|\mathcal{D}_{\mathbf{x}}^{\mathbf{k}} P_{sym}(\mathbf{x}) - \mathcal{D}_{\mathbf{x}}^{\mathbf{k}} f(\mathbf{x})| &= \left| \mathcal{D}_{\mathbf{x}}^{\mathbf{k}} \left(\frac{1}{n} \sum_{g \in G} \widetilde{P}(g\mathbf{x}) \right) - \mathcal{D}_{\mathbf{x}}^{\mathbf{k}} \left(\frac{1}{n} \sum_{g \in G} f(g\mathbf{x}) \right) \right| \\ &\leq \frac{1}{n} \sum_{g \in G} \left| \mathcal{D}_{\mathbf{x}}^{\mathbf{k}} (\widetilde{h}(\mathbf{x})) - \mathcal{D}_{\mathbf{x}}^{\mathbf{k}} (h(\mathbf{x})) \right| \\ &= \frac{1}{n} \sum_{g \in G} \left| \sum_{1 \leq |\lambda| \leq m} \mathcal{D}_{\mathbf{u}}^{\lambda} \widetilde{P} \varphi_{\mathbf{m}, \lambda}(\mathbf{x}) - \sum_{1 \leq |\lambda| \leq m} \mathcal{D}_{\mathbf{u}}^{\lambda} f \varphi_{\mathbf{m}, \lambda}(\mathbf{x}) \right| \\ &= \frac{1}{n} \sum_{g \in G} \left| \sum_{1 \leq |\lambda| \leq m} (\mathcal{D}_{\mathbf{u}}^{\lambda} \widetilde{P} - \mathcal{D}_{\mathbf{u}}^{\lambda} f) \varphi_{\mathbf{m}, \lambda}(\mathbf{x}) \right| \\ &\leq \frac{1}{n} \sum_{g \in G} \sum_{1 \leq |\lambda| \leq m} \varphi_{\mathbf{m}, \lambda}(\mathbf{x}) \epsilon \\ &\leq \mathbf{M} \epsilon,\end{aligned}$$

where $f(g\mathbf{x}) = f(\mathbf{x})$ since $f(\mathbf{x})$ is a G -invariant map and $\mathbf{M} = \max_{\mathbf{x} \in V} \left\{ \frac{1}{n} \sum_{g \in G} \sum_{1 \leq |\lambda| \leq m} \varphi_{\mathbf{m}, \lambda}(\mathbf{x}) \right\}$ since $\mathbf{u}_i^g(\mathbf{x}) \in \mathcal{C}^{\mathbf{m}}(\mathbb{R}^p)$.

It remains to prove that $P_{sym}(\mathbf{x})$ is a candidate of the G -invariant function $\widehat{f}(\mathbf{x})$. Recall that

$$\begin{aligned}P_{sym}(\mathbf{x}) &= \frac{1}{n} \sum_{g \in G} \widetilde{P}(g\mathbf{x}) \\ &= \frac{1}{n} \sum_{s=0}^{n-1} \widetilde{\mathbf{w}}_2 \sigma(\widetilde{\mathbf{w}}_1(g_s \mathbf{x}) + \mathbf{b}_1)\end{aligned}$$

$$= \sum_{s=0}^{n-1} \frac{\tilde{\mathbf{w}}_2}{n} \sigma(\tilde{\mathbf{w}}_1(g_s \mathbf{x}) + \mathbf{b}_1).$$

Then defining $\mathbf{w}_2 = \tilde{\mathbf{w}}_2/n$ and $\mathbf{w}_1 = \tilde{\mathbf{w}}_1$, we obtain the required $\hat{f}(\mathbf{x}) = P_{sym}(\mathbf{x})$ in (17) such that $|\mathcal{D}^k \hat{f}(\mathbf{x}) - \mathcal{D}^k f(\mathbf{x})| \leq \mathbf{M}\epsilon$. The proof ends. \square

3.3 Algorithm of sDNN

Based on the above theoretical preparations, we take Eq.(1) and its initial and boundary conditions (2) as the research object to present the algorithm of sDNN for solving PDEs. The framework of sDNN is introduced in Algorithm 1 which is built on the basis of the framework of PINN [4]. Furthermore, if the finite group has a matrix representation just as stated in Corollary 3.2, then the weight matrixes and bias vectors in Step 2 of Algorithm 1 can be replaced by (13). In particular, finding a finite group of PDEs has several mature algorithms [38,39]. For example, an algorithm was proposed to calculate the discrete point symmetries of a given PDE with a known nontrivial group of Lie point symmetries [38]. We note that in the real experiments the sDNN is implemented as a standard feed-forward NNs by subsequently expanding the weight matrixes and bias vectors of each hidden layer in the PINN by means of the Cayley table of finite group [27], but the training parameters of the two methods are identical.

Algorithm 1 : Framework of sDNN

Input: The set of initial and boundary points $\mathcal{S}_{ib} = \{\mathbf{x}_i\}_{i=1}^N$; The set of collocation points $\mathcal{S}_u = \{\mathbf{x}_i\}_{i=1}^{\tilde{N}}$;

Output: L_2 relative errors of learned solution $\tilde{u}(x, t)$ in the sampling domain and prediction domain;

- 1: Find a finite group, $G := \{g_i | \mathbf{x}^* = g_i(\mathbf{x}), u^* = u; i = 0, \dots, n-1\}$, which leaves Eq.(1) invariant.
- 2: Initialize the weight matrixes \mathbf{w}_i and bias vectors \mathbf{b}_i ($i = 1, \dots, L$) by the Xavier initialization method; Construct the neural networks with weight matrixes and bias vectors as (8), (9) and (10), respectively.
- 3: Let $\mathbf{x}^{(0)}$ be the input data choosing from $\mathcal{S}_{ib} \cup \mathcal{S}_u$ randomly. Expand $\mathbf{x}^{(0)}$ to $\mathcal{S}_x = \{g_i \mathbf{x}^{(0)} | i = 0, \dots, n-1\}$.
- 4: Train the neural networks with the loss function (5).

return Learned solution $\tilde{u}(x, t)$ and its L_2 relative error in the sampling domain and prediction domain.

The proposed sDNN has three obvious novelties. The first is the new strategy of integrating neural networks and physical properties of PDEs. Different with the traditional neural networks methods for incorporating physical properties of PDEs into the loss function, such as the gradient-enhanced PINN [10], symmetry-enhanced PINN [12], or utilizing the symmetry group to generate labeled data in the interior domain of PDEs [20], the proposed sDNN directly integrates the finite group into the architecture of neural networks which makes the neural networks itself keep the finite group exactly.

The second is the highly learning ability of sDNN in the sampling domain. Numerical experiments below show that the sDNN can well learn the solution than PINN with fewer training points and simpler neural networks. Moreover, the learned solutions by the sDNN preserve the symmetry properties well in and beyond the sampling domains, but the PINN does not have this feature even though it has a good accuracy in the sampling domain.

The third is the strong solution extrapolation ability of sDNN, i.e. the learned solutions in and beyond the sampling domain have almost same predicted accuracies, while the PINN method

usually fails to predict the solution beyond the sampling domain even though the learned solution in the sampling domain has high-accuracy. Consequently, the solution beyond the sampling domain predicted by sDNN has one or more orders of magnitude improvement than the one by PINN. Of course, the solution extrapolation heavily depends on the accuracies of learned solution in the sampling domain where the bad learned results directly lead to the failure of the prediction beyond the sampling domain. This is reasonable since the prediction beyond the sampling domain is closely based on the learned results.

4 Numerical results

To demonstrate the capability and efficiency of the introduced sDNN, we will compare the sDNN with the vanilla PINN [4] by considering several usual finite groups with physical meanings, where the first two examples focus on the advection equation with even symmetry and the sine-Gordon equation with circulant symmetry which display the effectiveness of sDNN, the third example aims at effects of different order finite group for learning solutions of the Poisson equation, and the last two examples are the nonlinear wave equation and the Korteweg-de Vries (KdV) equation whose corresponding finite groups have no matrix representation.

Furthermore, all reported errors are the L_2 relative errors computed by $\|u - \hat{u}\|_2 / \|u\|_2$, where \hat{u} is the model prediction, u is the reference solution, and $\|\cdot\|_2$ denotes the 2-norm. In the experiments of sDNN and PINN methods, we utilize the Xavier initialization [31] to generate the initialized weight matrixes and bias vectors, and employ a hyperbolic tangent activation function. Meanwhile, we choose the collocation points in the interior domain of PDEs by the Latin hypercube sampling [32] and the initial and boundary training points randomly, and compute the derivatives by the automatic differentiation [33], and deploy the L-BFGS optimization algorithm [26] to minimize the loss function (5).

4.1 Advection equation

Consider the advection equation

$$u_t + c u_x = 0, \quad x \times t \in [-2, 2] \times [-1, 1], \quad (18)$$

which describes the evolution of the scalar field $u(x, t)$ carried along by flow at constant speed c [34]. Here we take $c = 2$ and choose the first quadrant $x \times t \in [0, 2] \times [0, 1]$ as the sampling domain and predict the solution $u = (x - 2t)^4$ in the first and third quadrants by the sDNN and PINN methods. Since Eq.(18) is admitted by an even symmetry $(x, t, u(x, t)) \mapsto (-x, -t, u(x, t))$, i.e. a second-order finite group $G_e = \{g_0, g_1\}$ after adding the identity element g_0 , where

$$g_0 = \begin{pmatrix} 1 & 0 \\ 0 & 1 \end{pmatrix}, \quad g_1 = \begin{pmatrix} -1 & 0 \\ 0 & -1 \end{pmatrix},$$

then following Corollary 3.2, we give the architecture of sDNN for Eq.(18) as follows.

Proposition 4.1 (Even neural network) *Suppose that the group G_e keeps Eq.(18) invariant. Then the weight matrixes and bias vectors of the sDNN with L hidden layers which keeps G_e takes the form*

$$\begin{aligned} \text{Weight matrixes: } & \begin{pmatrix} \mathbf{w}_1 \\ -\mathbf{w}_1 \end{pmatrix}, \begin{pmatrix} \mathbf{w}_2^{(1)} & \mathbf{w}_2^{(2)} \\ \mathbf{w}_2^{(2)} & \mathbf{w}_2^{(1)} \end{pmatrix}, \dots, \begin{pmatrix} \mathbf{w}_{L-1}^{(1)} & \mathbf{w}_{L-1}^{(2)} \\ \mathbf{w}_{L-1}^{(2)} & \mathbf{w}_{L-1}^{(1)} \end{pmatrix}, \begin{pmatrix} \mathbf{w}_L \\ \mathbf{w}_L \end{pmatrix}, \\ \text{Bias vectors: } & \begin{pmatrix} \mathbf{b}_1 \\ \mathbf{b}_1 \end{pmatrix}, \begin{pmatrix} \mathbf{b}_2 \\ \mathbf{b}_2 \end{pmatrix}, \dots, \begin{pmatrix} \mathbf{b}_{L-1} \\ \mathbf{b}_{L-1} \end{pmatrix}, (\mathbf{b}_L), \end{aligned}$$

where $\mathbf{w}_1, \mathbf{w}_l^{(1)}, \mathbf{w}_l^{(2)}$ and \mathbf{w}_L are the initialized weight matrixes and \mathbf{b}_l are the bias vectors for the PINN, $l = 2, \dots, L - 1$.

Proposition 4.1 is a direct consequence of Corollary 3.2. Moreover, the number of training parameters in sDNN increase $\sum_{i=1}^{L-1} n_i n_{i+1}$ against the PINN, where n_i is the number of neurons in the i th hidden layer. Thus we will adjust the number of neurons in PINN to make the comparisons of sDNN and PINN be fair. Furthermore, by the sDNN with G_e , we have several choices to employ half of the domain as the sampling domain to predict the other half. For example, we can sample in the first quadrant to predict the third quadrant, or sample second quadrants and predict the fourth quadrant, or sample in both first and second quadrants and predict the third and fourth quadrants. Here, we perform an experiment by using the first quadrant as a sampling domain to predict the solution in the third quadrant.

To obtain the training data set, we discretize the spatial region $x \in [0, 2]$ as $N_x = 201$ and the temporal region $t \in [0, 1]$ as $N_t = 101$ discrete equidistant points respectively, which makes the solution u be discretized as 201×101 data points in the domain $[0, 2] \times [0, 1]$. Then we perform two groups of experiments to investigate the effects of sDNN and PINN for learning solution of Eq.(18) in and beyond the sampling first quadrant. In particular, we define an even metric, i.e. $S = \|u(x, t)_{pred} - u(-x, -t)_{pred}\|_2 / \|u(x, t)_{pred}\|_2$, to measure the degree of the learned solutions keeping the even symmetry, with $S = 0$ meaning strictly satisfying even symmetry.

- *Performances for different number of collocation points.* We first consider how the different number N_f collocation points affect the accuracies of learned solutions by the sDNN and PINN. Specifically, we choose 3 hidden layers with 10 neurons per layer for the sDNN and 3 hidden layers with 10 neurons in the first and third layers and 20 neurons in the second layer for the PINN in order to make the two methods train with the same number of parameters. Moreover, the number of collocation points varies from 100 to 1500 with step 100 and $N_u = 100$ initial and boundary points are used.

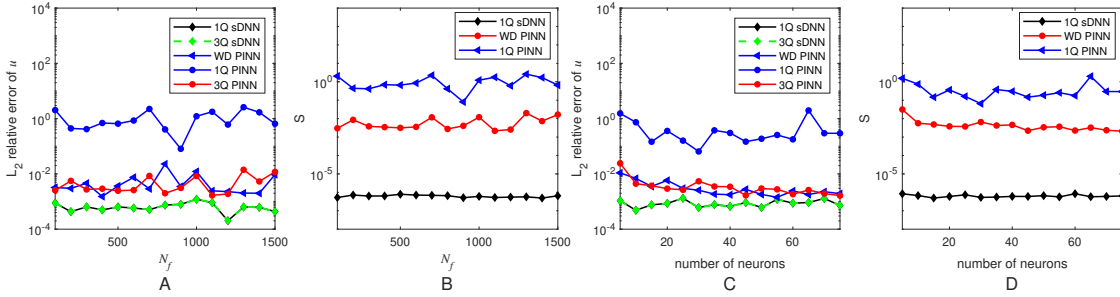


Figure 3: (Color online) Advection equation: Comparisons of L_2 relative errors and the even metric of u in the sampling and prediction domains by the two methods. Keeping the number of neurons invariant and varying the number of collocation points: (A) the L_2 relative errors; (B) the symmetry metrics. Keeping the number of collocation points invariant and varying the number of neurons: (C) the L_2 relative errors; (D) the symmetry metrics. Each line represents the mean of five independent experiments. Note that the sDNN and PINN with subscript 1 and 2 of denote the sampling domain and prediction domain respectively, and the symbol ‘WD PINN’ means the training in the whole domain.

Figure 3(A) shows that the blue solid line denoting the L_2 relative errors of PINN in the sampling first quadrant fluctuates at the 10^{-3} order of magnitude where the minimum is 1.52×10^{-3} , while the blue dotted line in the prediction domain distributes at 10^{-1} which means that the PINN has poor solution extrapolation ability. Comparatively, the black solid line and green dashed line completely coincide which demonstrates that the L_2 relative errors of sDNN in the sampling and prediction domains keep almost the same accuracies and their maximal

difference is 6.70×10^{-9} . In fact, the accuracies of learned solutions by sDNN in and beyond the sampling domain mostly stays at 10^{-4} and one order of magnitude improvement than the PINN. Moreover, in Figure 3(B), the black solid line for the even metric S of sDNN is stable at 10^{-7} and the maximum is 7.85×10^{-7} which confirms the sDNN keeping the even symmetry. However, the blue line in the first quadrant and the red line in the whole domain for PINN stay far above the black line which implies that the PINN cannot maintain the even symmetry even though in the sampling domain. In particular, even if the L_2 relative error of PINN sampling in the whole domain reaches the minimum 1.67×10^{-3} at $N_f = 1100$, the even metric only reaches 2.18×10^{-3} .

- *Performances for different number of neurons per layer.* The second group of experiments is to investigate the performances of sDNN with different numbers of neurons per layer of 3 hidden layers, where $N_f = 100$ collocation points and $N_u = 80$ initial and boundary data are used, and the number of neurons in each layer ranges from 5 to 75 with a step 5 simultaneously. In Figure 3(C), the black solid line for sampling domain and the green dashed line for prediction domain by sDNN completely overlap and stay far below the blue and red solid lines by PINN, which shows that the sDNN has strong solution extrapolation ability and far better than PINN. In particular, when the number of neurons is 55, the blue solid line for the L_2 relative error of sDNN is very close to the black solid line by PINN, arriving at 1.20×10^{-3} and 1.43×10^{-3} respectively. However, the predicted accuracy in the third quadrant by PINN is 2.56×10^{-1} which is much bigger than the one by sDNN, and the even metric of learned solution by sDNN arrives at 5.64×10^{-7} which is far smaller than the ones by PINN in the whole domain and the sampling domain.

In particular, in Figure 3(C), PINN has the best predicted accuracy in the sampling domain when the number of neurons is 55. Thus we choose this case to show the difference of the learned solutions by sDNN and PINN visually. Figure 4(A-C) represents the absolute errors of sDNN in and beyond the sampling domain and the absolute error of PINN in the sampling domain, all of which are very flat. Figure 4(D) displays the absolute error of PINN beyond the sampling domain, which fluctuates greatly and reaches a maximum 7.09 though PINN has the best L_2 relative error in the sampling domain. This means that PINN has poor solution extrapolation ability.

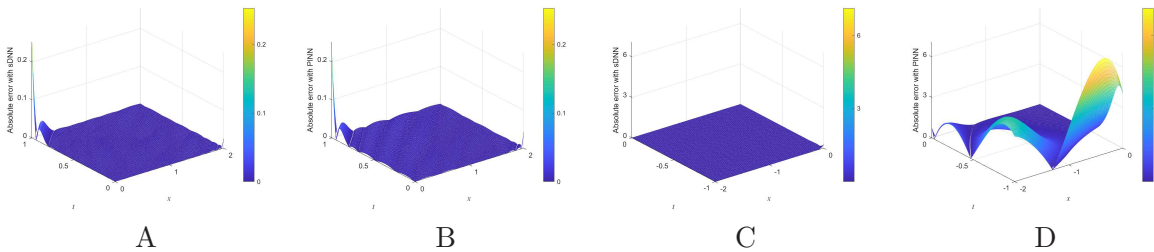


Figure 4: (Color online) Advection equation: Comparisons of absolute errors of PINN and sDNN in the first quadrant and the third quadrant. (A) Absolute errors by sDNN in the first quadrant. (B) Absolute errors by PINN in the first quadrant. (C) Absolute errors by sDNN in the third quadrant. (D) Absolute errors by PINN in the third quadrant.

Furthermore, we display the predicted solutions by sDNN and PINN and the exact solution at $t = \pm 0.50$ and $x = \pm 1.00$ when $N_f = 1100$ in Figure 5. Figure 5(A-C) shows that in the sampling first quadrant $x \in [0, 2]$ and $t \in [0, 1]$ the learned solutions by both sDNN and PINN have no visually differences, however, in the prediction third quadrant $x \in [-2, 0]$ and $t \in [-1, 0]$ the predicted solution by PINN far deviates the exact solution while the one by sDNN still fits the exact solution very well. Moreover, the loss histories in Figure 5(D) shows that the sDNN

takes 483 iterations to get 4.13×10^{-5} while the PINN reaches 1.33×10^{-5} after 1161 iterations, but the L_2 relative error by sDNN is smaller than the one by PINN, which implies that the sDNN has strong learning ability than PINN.

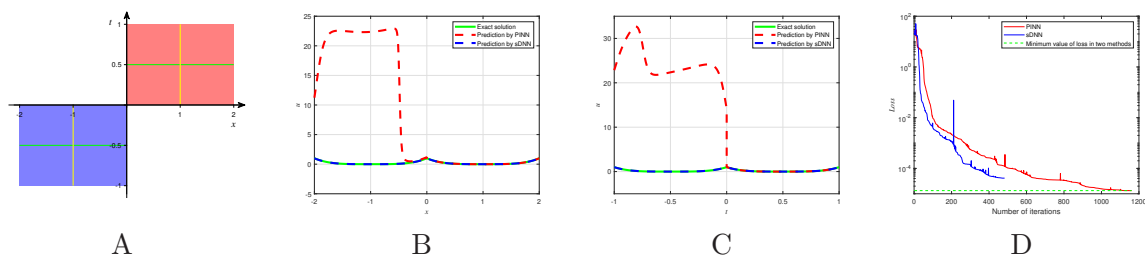


Figure 5: (Color online) Advection equation: Cross sections of predicted solutions by PINN and sDNN and exact solutions. (A) Schematic diagrams of sampling and prediction domains where the green lines represent the two values of t in cross section B and the yellow lines represent the two values of x in cross section C. (B) Cross sections for $t = \pm 0.5$: $t = 0.5$ for $x \geq 0$; $t = -0.5$ for $x < 0$. (C) Cross sections for $x = \pm 1.00$: $x = 1.00$ for $t \geq 0$; $x = -1.00$ for $t < 0$. (D) Loss histories for PINN and sDNN against the number of iterations.

4.2 sine-Gordon equation

The second example is the sine-Gordon equation

$$u_{xt} = \sin u, \quad x \times t \in [-3, 3] \times [-3, 3], \quad (19)$$

which arises in application to one-dimensional crystal dislocation theory, wave propagation in ferromagnetic materials, etc. Eq.(19) has an exact solution $u_{sg} = 4 \arctan \left(\frac{2\sqrt{2}e^{\frac{t+x}{\sqrt{2}}} \cos\left(\frac{x-t}{\sqrt{2}}\right)}{2e^{\sqrt{2}(t+x)} + 1} \right)$ [35]. Eq.(19) is invariant under a circulant symmetry $g_c : (x, t, u(x, t)) \mapsto (t, x, u(t, x))$, thus we learn the solution u_{sg} by only training in the triangle below the line $x - t = 0$ in the rectangle domain $[-3, 3] \times [-3, 3]$ which generates the whole domain by $G_c = \{g_0, g_c\}$ with an identity element g_0 . Since G_c has the matrix representations,

$$g_0 = \begin{pmatrix} 1 & 0 \\ 0 & 1 \end{pmatrix}, \quad g_c = \begin{pmatrix} 0 & 1 \\ 1 & 0 \end{pmatrix},$$

then by Corollary 3.2, we obtain the following results.

Proposition 4.2 (Circulant symmetry) *Let G_c be a circulant group. Then the weight matrixes and bias vectors of sDNN with L hidden layers which keep the group G_c invariant takes the form*

$$\begin{aligned} \text{Weight matrixes: } & \begin{pmatrix} \mathbf{w}_1^{(1)} & \mathbf{w}_1^{(2)} \\ \mathbf{w}_1^{(2)} & \mathbf{w}_1^{(1)} \end{pmatrix}, \dots, \begin{pmatrix} \mathbf{w}_{L-1}^{(1)} & \mathbf{w}_{L-1}^{(2)} \\ \mathbf{w}_{L-1}^{(2)} & \mathbf{w}_{L-1}^{(1)} \end{pmatrix}, \begin{pmatrix} \mathbf{w}_L \\ \mathbf{w}_L \end{pmatrix}; \\ \text{Bias vectors: } & \begin{pmatrix} \mathbf{b}_1 \\ \mathbf{b}_1 \end{pmatrix}, \begin{pmatrix} \mathbf{b}_2 \\ \mathbf{b}_2 \end{pmatrix}, \dots, \begin{pmatrix} \mathbf{b}_L \\ \mathbf{b}_L \end{pmatrix}, \end{aligned}$$

where $\mathbf{w}_l^{(1)}, \mathbf{w}_l^{(2)}$ and \mathbf{w}_L are the initialized weight matrixes and \mathbf{b}_l are the bias vectors of the PINN, $l = 2, \dots, L - 1$.

Next, we deploy the sDNN equipped with the weight matrixes and bias vectors in Proposition 4.2 to learn the solution u_{sg} where the sampling domain and the training points for the PINN and sDNN are completely the same. In order to obtain the training data set, we discretize the spatial domain $x \in [-3, 3]$ and the temporal domain $t \in [-3, 3]$ into $N_x = N_t = 301$ equidistant points respectively.

- *Performances for different number of collocation points.* In the first trial group, both the sDNN and PINN have 3 hidden layers with 5 neurons per layer except that the second layer in PINN contains 10 neurons in order to keep the same number of training parameters. Then we randomly choose $N_u = 100$ initial and boundary points and use Latin hypercube sampling to get the collocation points falling in the sampling red domain in Figure 8(A) whose numbers vary from 100 to 1500 with a step 100.

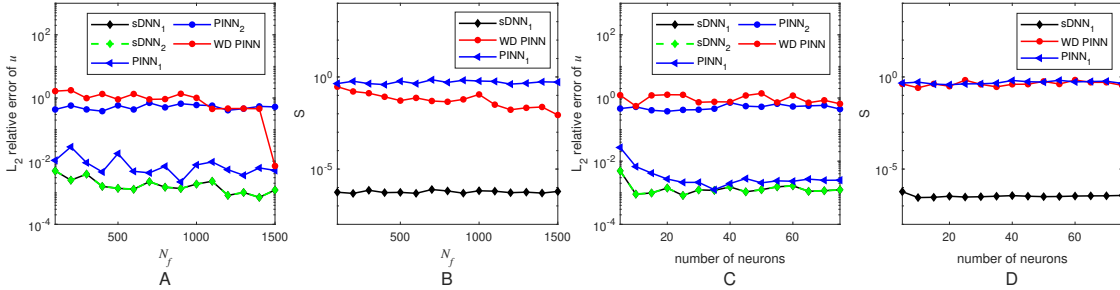


Figure 6: (Color online) sine-Gordon equation: Comparisons of L_2 relative errors and the even metric of u in the sampling and prediction domains by the two methods. Keeping the number of neurons invariant and varying the number of collocation points: (A) the L_2 relative errors; (B) the symmetry metrics. Keeping the number of collocation points invariant and varying the number of neurons: (C) the L_2 relative errors; (D) the symmetry metrics. Each line represents the mean of five independent experiments. Note that the sDNN and PINN with subscript 1 and 2 of denote the sampling domain and prediction domain respectively, and the symbol ‘WD PINN’ means the training in the whole domain.

Figure 6(A) shows that the sDNN gives very close accuracies of learned solutions in the sampling and prediction domains where their maximum difference is only 6.16×10^{-9} , but the PINN has no such an ability to repeat the situation. For example, when the collocation points $N_f = 900$, the L_2 relative error by PINN arrives at 2.20×10^{-3} in the sampling domain but only gets 6.60×10^{-1} in the prediction domain. Meanwhile, we find that the L_2 relative error by sDNN at $N_f = 900$ is 1.36×10^{-3} which is very close to the one by PINN, but the Circulant metric, defined by $S = \|u(x, t)_{pred} - u(t, x)_{pred}\|_2 / \|u(x, t)_{pred}\|_2$, is 4.91×10^{-7} which is greatly smaller than 6.60×10^{-1} by PINN.

- *Performances for different number of neurons per layer.* The second group of experiments aims to investigate the performances of sDNN against PINN with varying number of neurons per layer. Both sDNN and PINN are equipped with 3 hidden layers, and the number of neurons ranges from 5 to 75 with a step 5. Both two methods use $N_u = 100$ initial and boundary points and 48 collocation points selected from the total $N_f = 100$ collocation points in the whole domain $x \times t \in [-3, 3] \times [-3, 3]$ via the Latin hypercube sampling, because the other 52 collocation points lie beyond the sampling triangle domain. Figure 6(C) shows that in the sampling domain the sDNN has small advantage over the PINN, even though they have very close L_2 relative errors at 35 neurons, but in the prediction domain the sDNN takes overwhelming superiority than PINN, where the L_2 relative errors by sDNN are almost the same with the ones of sampling domain while the PINN only presents 10^{-1} order of magnitude described by either the red line in the whole domain or the blue dotted line in the domain above the line $x = t$ of

the rectangle $x \times t \in [-3, 3] \times [-3, 3]$. Furthermore, Figure 6(D) displays that the Circulant metrics of sDNN always remain at 10^{-7} order of magnitude much lower than those obtained by PINN, in particular, with 35 neurons the sDNN has six order of magnitude improvement than PINN though they have very close L_2 relative errors displayed in Figure 6(C).

Furthermore, we choose one case in Figure 6(C) to show the absolute errors of learned solutions by sDNN and PINN in and beyond sampling domain. Figure 7(B,D) shows that the absolute errors by PINN fluctuate largely both in and beyond the sampling domain, whereas the ones of sDNN in Figure 7(A,C) are very flat. Specifically, the absolute errors by PINN in and beyond the sampling domain reach 8.43×10^{-2} and 1.86 respectively, while the absolute errors of sDNN do not exceed 1.78×10^{-2} .

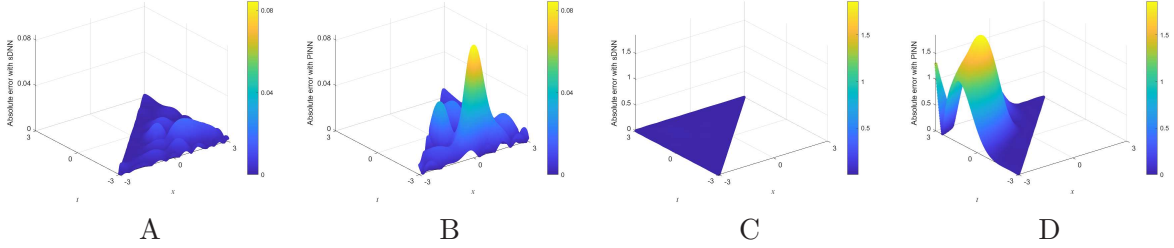


Figure 7: (Color online) sine-Gordon equation: Comparisons of absolute errors of PINN and sDNN in the sampling and prediction domains. (A) Absolute errors by sDNN in the sampling domain. (B) Absolute errors by PINN in the sampling domain. (C) Absolute errors by sDNN in the prediction domain. (D) Absolute errors by PINN in the prediction domain.

Figure 8(B-C) displays the cross sectional graphs at $t = 1.0$ and $x = -2.0$. In Figure 8(B), for $x > 1$, both PINN and sDNN fit well with the exact solution, but for $x < 1$, as x moves away from $x = 1$, the predicted solution by PINN moves slowly away from the exact solution, where for $x \in [-0.5, 1]$ there has no visual difference between the three lines, but for $x \in [-3, -0.5]$ the red dotted line for PINN strongly deviates the green line of exact solution, while the predicted solution by sDNN still exhibits highly overlaps with the exact solution. Figure 8(C) displays that in the sampling domain $t \in [-3, -2]$ both PINN and sDNN fit the exact solution very well, even in the prediction domain $t \in [-2, 0.5]$ there have no visible differences among the three lines. However, for $t \in [0.5, 3]$ the sDNN exhibits strong solution extrapolation ability where the blue dotted line overlaps with the green line rigorously, but the red dotted line for PINN obviously moves along the direction against the green line. The loss histories in Figure 8(D) shows that PINN achieves 4.99×10^{-7} loss value with 3647 iterations, while the sDNN reaches 6.37×10^{-7} after only 1019 iterations where with the same number of iterations the PINN gets 7.30×10^{-6} , which means that the sDNN has a stronger capacity for learning the solution u_{sg} of Eq.(19) than PINN.

4.3 Poisson equation

The third example is the two-dimensional Poisson equation

$$\Delta u(x, y) = f(x, y), \quad x \times y \in [-2, 2] \times [-2, 2], \quad (20)$$

where Δ is the Laplace operator. Eq.(20) exerts important roles in the fields of electrostatics, mechanical engineering and theoretical physics [36].

Next, we leverage the eight-order Dihedral group G_d as well as its two subgroups, rotation group G_r and reflection group G_p , to learn the solution $u(x, y) = \cos(\pi x) \cos(\pi y)$ of Eq.(20). Specifically, just as shown in Figure 9(A-C), we choose the bottom triangle in the first quadrant,

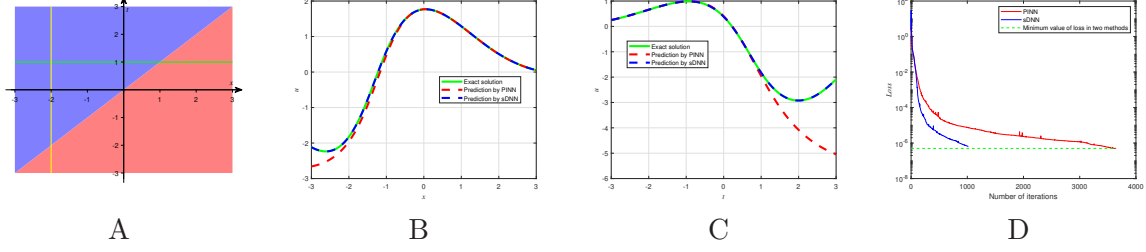


Figure 8: (Color online) sine-Gordon equation: Cross sections of predicted solutions by PINN and sDNN and exact solutions. (A) Schematic diagrams of sampling and prediction domains where the green lines represent the two values of t in cross section B and the yellow lines represent the two values of x in cross section C. (B) Cross sections for $t = 1.0$. (C) Cross sections for $x = -2.0$. (D) Loss histories for PINN and sDNN over number of iterations.

i.e. the 11 domain, as the sampling domain to predict the solutions in the eight domains. Note that the function $f(x, y)$ in Eq.(20) together with the initial and boundary conditions are enforced by the solution $u(x, y)$.

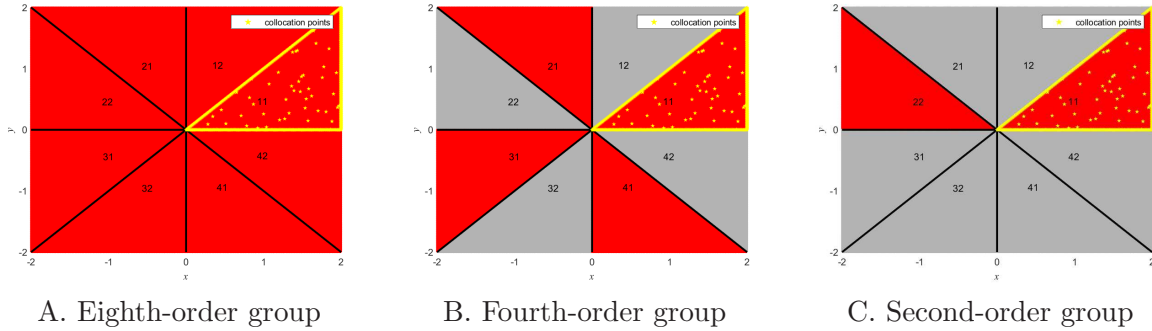


Figure 9: (Color online) Poisson equation: The sampling and prediction domains for the sDNN with the three groups. The number pair ij denotes the domain of the i -th ($i = 1, 2, 3, 4$) quadrant and the j -th ($j = 1, 2$) triangle with anticlockwise direction. In each graph the 11 red domain is the sampling domain where the yellow diamond denote the distribution of collocation points, and the other red domains can be predicted via the finite group while the grey ones are not done by the group.

Observed that the elements in the Dihedral group $G_d = \{g_i | i = 0, 1, \dots, 7\}$ have the matrix representations in the form

$$\{g_i | i = 0, 1, \dots, 7\} = \left\{ \begin{pmatrix} 1 & 0 \\ 0 & 1 \end{pmatrix}, \begin{pmatrix} 1 & 0 \\ 0 & -1 \end{pmatrix}, \begin{pmatrix} -1 & 0 \\ 0 & 1 \end{pmatrix}, \begin{pmatrix} -1 & 0 \\ 0 & -1 \end{pmatrix}, \right. \\ \left. \begin{pmatrix} 0 & 1 \\ 1 & 0 \end{pmatrix}, \begin{pmatrix} 0 & 1 \\ -1 & 0 \end{pmatrix}, \begin{pmatrix} 0 & -1 \\ 1 & 0 \end{pmatrix}, \begin{pmatrix} 0 & -1 \\ -1 & 0 \end{pmatrix} \right\}, \quad (21)$$

then the rotation symmetry group $G_r = \{g_0, g_3, g_5, g_6\}$ and the reflection symmetry group $G_p = \{g_0, g_1\}$. Thus, by Corollary 3.2, we have the following results.

Proposition 4.3 *Let $Z_d = \{z_0, z_1, \dots, z_7\}$ be a permutation group corresponding to the Cayley table of group G_d , $\mathbf{w}_j^{(i)}$, \mathbf{w}_L and \mathbf{b}_j ($i = 1, \dots, 8, j = 1, 2, \dots, L - 1$), \mathbf{b}_L are the initialized weight matrixes and bias vectors of the PINN respectively. Then the weight matrixes and bias vectors of the sDNN keeping the three group G_d, G_r and G_p respectively are listed as follows.*

• **Dihedral group.** The weight matrixes and bias vectors of the sDNN with L hidden layers which keeps the group G_d take the form

$$\begin{aligned} \text{Weight matrixes: } & \begin{pmatrix} W_{1g_0} \\ W_{1g_1} \\ W_{1g_2} \\ W_{1g_3} \\ W_{1g_4} \\ W_{1g_5} \\ W_{1g_6} \\ W_{1g_7} \end{pmatrix}, \begin{pmatrix} W_{2z_0} \\ W_{2z_1} \\ W_{2z_2} \\ W_{2z_3} \\ W_{2z_4} \\ W_{2z_5} \\ W_{2z_6} \\ W_{2z_7} \end{pmatrix}, \dots, \begin{pmatrix} W_{L-1z_0} \\ W_{L-1z_1} \\ W_{L-1z_2} \\ W_{L-1z_3} \\ W_{L-1z_4} \\ W_{L-1z_5} \\ W_{L-1z_6} \\ W_{L-1z_7} \end{pmatrix}, \begin{pmatrix} \mathbf{w}_L \\ \mathbf{w}_L \\ \mathbf{w}_L \\ \mathbf{w}_L \\ \mathbf{w}_L \\ \mathbf{w}_L \\ \mathbf{w}_L \\ \mathbf{w}_L \end{pmatrix}; \\ \text{Bias vectors: } & \begin{pmatrix} \mathbf{b}_1 \\ \mathbf{b}_1 \\ \mathbf{b}_1 \\ \mathbf{b}_1 \\ \mathbf{b}_1 \\ \mathbf{b}_1 \\ \mathbf{b}_1 \\ \mathbf{b}_1 \end{pmatrix}, \begin{pmatrix} \mathbf{b}_2 \\ \mathbf{b}_2 \\ \mathbf{b}_2 \\ \mathbf{b}_2 \\ \mathbf{b}_2 \\ \mathbf{b}_2 \\ \mathbf{b}_2 \\ \mathbf{b}_2 \end{pmatrix}, \dots, (\mathbf{b}_L), \end{aligned}$$

where $W_1 = (\mathbf{w}_1^{(1)}, \mathbf{w}_1^{(2)})$ and $W_j = (\mathbf{w}_j^{(1)}, \mathbf{w}_j^{(2)}, \mathbf{w}_j^{(3)}, \mathbf{w}_j^{(4)}, \mathbf{w}_j^{(5)}, \mathbf{w}_j^{(6)}, \mathbf{w}_j^{(7)}, \mathbf{w}_j^{(8)})$.

• **Rotation group.** The weight matrixes and bias vectors of the sDNN with L hidden layers which keeps the group G_r take the form

$$\begin{aligned} \text{Weight matrixes: } & \begin{pmatrix} W_{1g_0} \\ W_{1g_3} \\ W_{1g_5} \\ W_{1g_6} \end{pmatrix}, \begin{pmatrix} W_{2z_0} \\ W_{2z_3} \\ W_{2z_5} \\ W_{2z_6} \end{pmatrix}, \dots, \begin{pmatrix} W_{L-1z_0} \\ W_{L-1z_3} \\ W_{L-1z_5} \\ W_{L-1z_6} \end{pmatrix}, \begin{pmatrix} \mathbf{w}_L \\ \mathbf{w}_L \\ \mathbf{w}_L \\ \mathbf{w}_L \end{pmatrix}; \\ \text{Bias vectors: } & \begin{pmatrix} \mathbf{b}_1 \\ \mathbf{b}_1 \\ \mathbf{b}_1 \\ \mathbf{b}_1 \end{pmatrix}, \begin{pmatrix} \mathbf{b}_2 \\ \mathbf{b}_2 \\ \mathbf{b}_2 \\ \mathbf{b}_2 \end{pmatrix}, \dots, (\mathbf{b}_L), \end{aligned}$$

where $W_1 = (\mathbf{w}_1^{(1)}, \mathbf{w}_1^{(2)})$ and $W_j = (\mathbf{w}_j^{(1)}, \mathbf{w}_j^{(2)}, \mathbf{w}_j^{(3)}, \mathbf{w}_j^{(4)})$.

• **Reflection group.** The weight matrixes and bias vectors of the sDNN with L hidden layers which keep the group G_p invariant take the form

$$\begin{aligned} \text{Weight matrixes: } & \begin{pmatrix} W_{1g_0} \\ W_{1g_1} \end{pmatrix}, \begin{pmatrix} W_{2z_0} \\ W_{2z_1} \end{pmatrix}, \dots, \begin{pmatrix} W_{L-1z_0} \\ W_{L-1z_1} \end{pmatrix}, \begin{pmatrix} \mathbf{w}_L \\ \mathbf{w}_L \end{pmatrix}; \\ \text{Bias vectors: } & \begin{pmatrix} \mathbf{b}_1 \\ \mathbf{b}_1 \end{pmatrix}, \begin{pmatrix} \mathbf{b}_2 \\ \mathbf{b}_2 \end{pmatrix}, \dots, (\mathbf{b}_L), \end{aligned}$$

where $W_j = (\mathbf{w}_j^{(1)}, \mathbf{w}_j^{(2)})$.

In what follow, we utilize the sDNN in Proposition 4.3 and the PINN to learn the solution $u(x, y)$ of Eq.(20) in the whole domain, but only choose the bottom triangle in the first quadrant as the training domain. In order to obtain the training data, we first discretize $x \in [0, 2]$ and $y \in [0, 2]$ into $N_x = N_y = 201$ equidistance points respectively, and then deploy Latin hypercube sampling to obtain the collocation points in the bottom triangle of the first quadrant, and predict the solutions in the eight triangle domains respectively. We notice that, in Figure 9

(A-C), acting the finite group on the 11 domain can reach the red triangles but cannot arrive at the grey ones. Consequently, the predicted results in the red and grey domain are completely different where the red domains have almost the same accuracies as the sampling domain but the grey ones present poor results. We show the results by considering two sets of experiments to test the effects of the PINN and the sDNN armed by the eighth-order Dihedral group G_d (sDNN with G_d), fourth-order rotation group G_r (sDNN with G_r) and second-order reflection group G_p (sDNN with G_p).

• *Performances for different number of collocation points.* In the first experimental group, we enforce both the sDNN and PINN with three hidden layers but choose the number of neurons in each hidden layer of sDNN with G_d , sDNN with G_p , sDNN with G_r and the PINN as $5 - 5 - 5, 5 - 10 - 5, 5 - 20 - 5, 5 - 40 - 5$ respectively, in order to maintain the same number of training parameters. Moreover, we choose $N_u = 100$ initial and boundary points randomly and use the Latin hypercube sampling to obtain the collocation points ranging from 100 to 1500 with step 100, where, in particular, the collocation points are chosen from the points falling in the triangle domain at the bottom right of the whole domain.

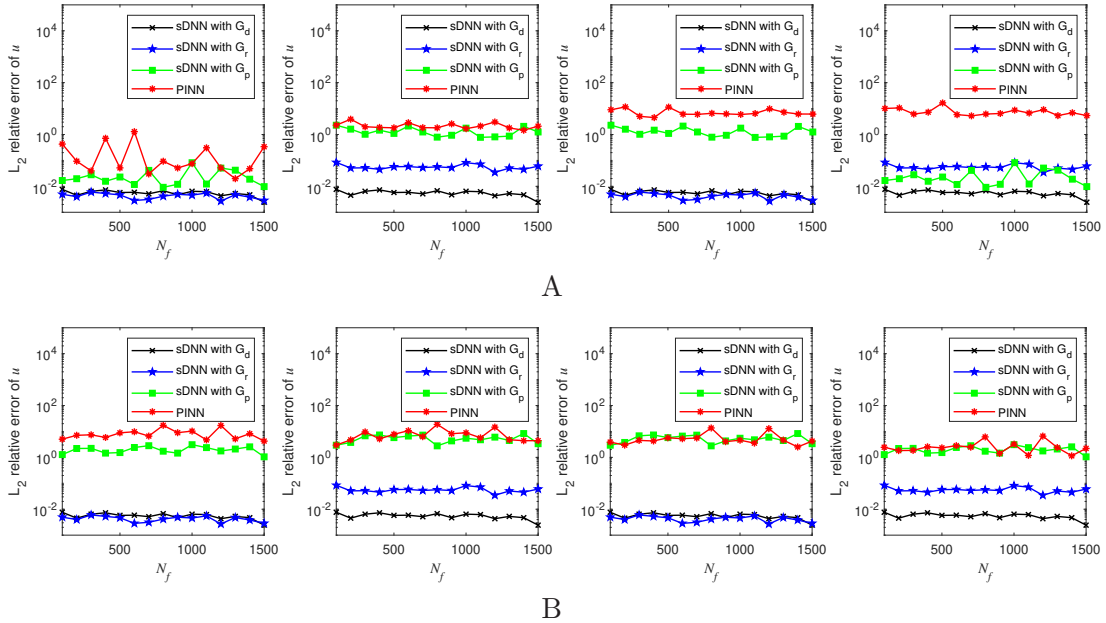


Figure 10: (Color online) Poisson equation: Comparisons of L_2 relative errors of u in different domains by the sDNN and PINN. Keeping the number of neurons invariant, the L_2 relative errors at different number of collocation points: (A) From left to right, domains 11, 12, 21 and 22 are represented; (B) From left to right, domains 31, 32, 41 and 42 are represented. Each line represents the mean of five independent experiments.

Figure 10(A-B) show the L_2 relative errors of PINN and the sDNN armed with the eighth-order Dihedral group G_d , fourth-order rotation symmetry G_r and second-order reflection symmetry G_p . The sDNN with G_d gives excellent predicted accuracies for the eight triangular domains in Figure 9(A) where the maximum is only 7.64×10^{-3} and the predicted accuracies of eight domains are very close where the maximum difference is only 4.92×10^{-6} , while the sDNN with G_r only shows good performances in the 11, 21, 31 and 41 red domains in Figure 9(B), even better than the sDNN with G_d , but does poor jobs in the grey domains where the predicted accuracies fluctuate at 10^{-1} order of magnitude, and the sDNN with G_p which only effects in 11 and 22 red domains in Figure 9(C) and lost its effects in the other six grey domains. The worst case occurs for the PINN which only works in the sampling 11 domain but fluctuates

largely and shows bad performances in the other seven prediction domains. Most importantly, the sDNN with the three finite groups perform better than the PINN, where the sDNN with G_d and G_r particularly work superiority to the sDNN with G_p .

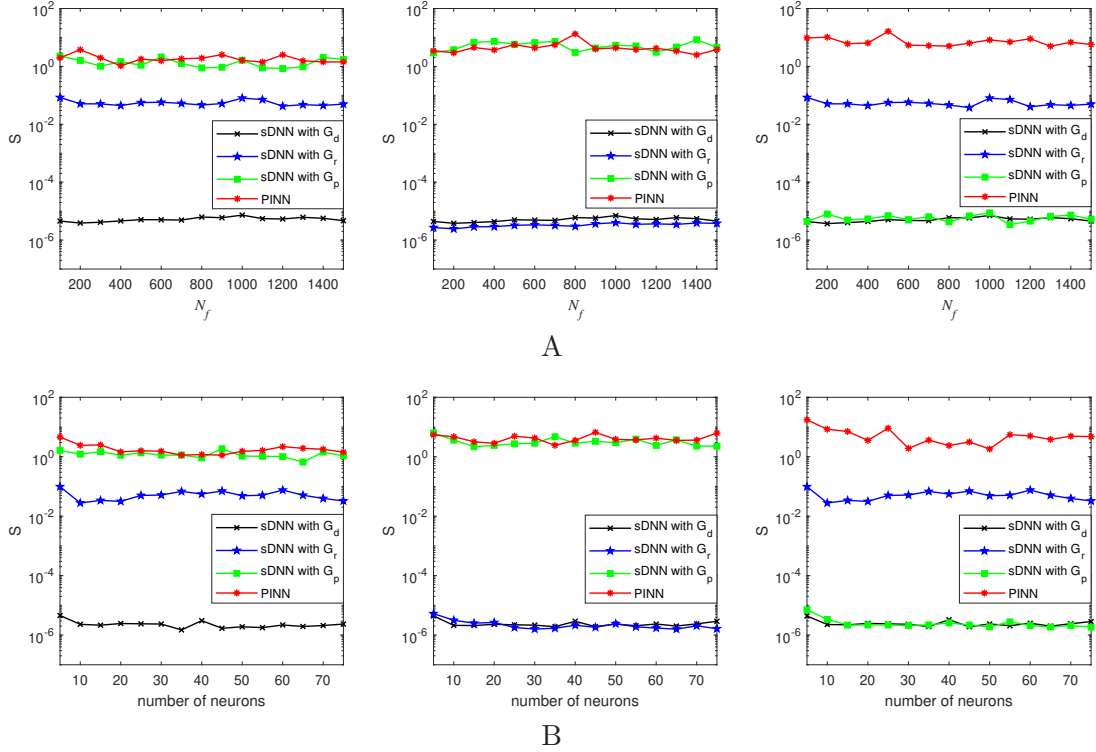


Figure 11: (Color online) Poisson equation: Comparison of the metric of u in different domains by each order sDNN and PINN. Keeping the number of neurons invariant: (A) symmetry metrics at different number of collocation points. Keeping the number of collocation points invariant: (B) symmetry metrics under different number of neurons. Each line represents the mean of five independent experiments.

Moreover, we choose three representative domains to show the symmetry metrics of sDNN and PINN. In Figure 11(A-B), the symmetry metrics are defined from left to right as $S_{12} = \|u(x, t)_{pred} - u(t, x)_{pred}\|_2 / \|u(x, t)_{pred}\|_2$, $S_{21} = \|u(x, t)_{pred} - u(t, -x)_{pred}\|_2 / \|u(x, t)_{pred}\|_2$ and $S_{22} = \|u(x, t)_{pred} - u(-x, t)_{pred}\|_2 / \|u(x, t)_{pred}\|_2$. The sDNN with G_d maintains a very low metric in each domain, with the black solid line reaching 7.29×10^{-6} at domain 12 when $N_f = 1000$. However, the sDNN with G_r is low only in 21 domain where the maximum is 5.26×10^{-6} , while the blue solid line in domains 12 and 22 fluctuates between 10^{-2} and 10^{-1} . Similarly, the sDNN with G_p remains small symmetry metric only in 22 domain, but the red solid line representing PINN always fluctuates largely. Therefore, the sDNN builds the connection between the red domains and the sampling 11 domain via the finite group and keeps the symmetry properties very well, but the grey domains violate the symmetry properties, where the PINN only takes effect in the sampling 11 domain and has bad solution extrapolation ability.

- *Performances for different number of neurons per layer.*

The second set of experiments aims to study the performance of sDNN and PINN for different number of neurons. We still choose three hidden layers for the sDNN and PINN where the number of neurons in each hidden layer ranges from 5 to 75 with step 5, and use $N_u = 100$ initial points and boundary points and 48 collocation points selected from the total $N_f = 100$ collocation points in the first quadrant. Figure 13 shows that though the training only occurs in the 11 domain in Figure 9 (A-C), the L_2 relative errors in the red domains are well predicted

while the ones in the grey domains present poor jobs which are similar with the results of PINN. Moreover, the accuracies in the red domain has one order of magnitude lower than the grey domains, in particular, in the 12 domain, the sDNN with G_d has one order lower than sDNN with G_r , and three order lower than both the sDNN with G_p and the PINN. More interesting, the sDNN with G_r seems to have better solution extrapolation ability than the sDNN with G_p to predict the solution in the grey domain. For example, though the 12, 32 and 42 domains are not the predicted domains of the sDNN with G_r and the sDNN with G_p , but the sDNN with G_r present better prediction power than the sDNN with G_p where the former reaches 10^{-2} accuracy but the latter only arrives at 10^0 .

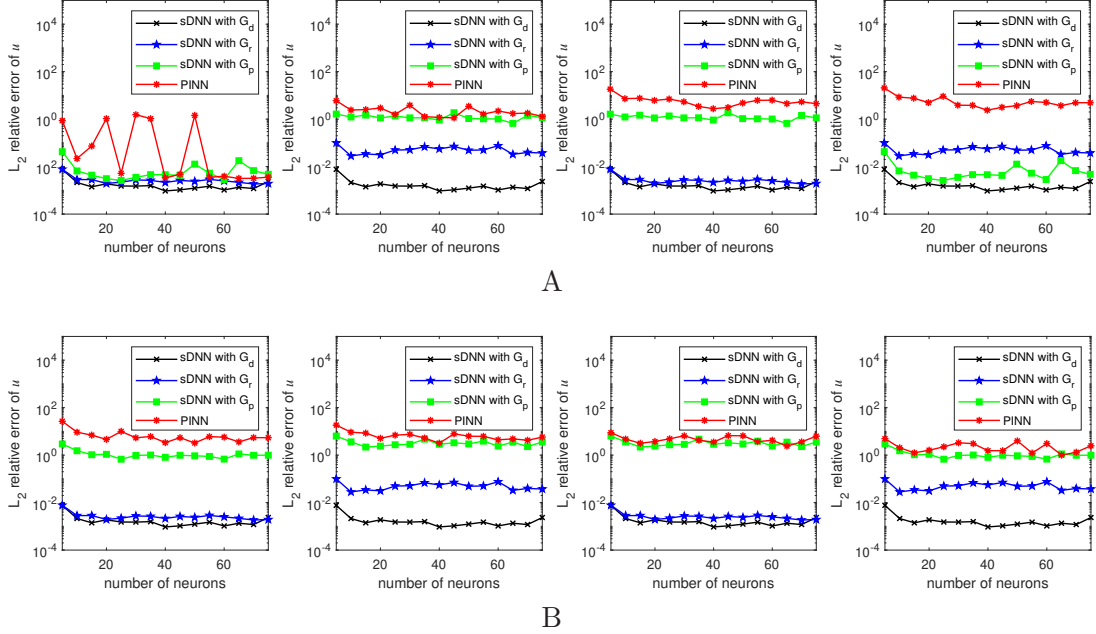


Figure 12: (Color online) Poisson equation: Comparison of L_2 relative errors of u in different domains by each order sDNN and PINN. Keeping the number of collocation points invariant, the L_2 relative errors under different number of neurons: (A) From left to right, domains 11, 12, 21, and 22 are represented; (B) From left to right, domains 31, 32, 41, and 42 are represented. Each line represents the mean of five independent experiments.

Furthermore, we choose a network structure with the same number of parameters in the first group of experiments and show the absolute errors of the four methods in Figure 13(A-D) where the 11, 12, 21 and 22 domains in Figure 9 are considered respectively. Specifically, Figure 13(A) for the sDNN with G_d shows that the tendencies of four graphs remains flat in the sampling domain and the three non-sampling domains while in Figure 13(B) for the sDNN with G_r only the 11 and 21 domains has the similar flat tendencies but the 12 and 22 domains occur big fluctuations. Meanwhile, Figure 13(C) for the sDNN with G_p presents a situation of large fluctuations in 12 and 21 domains and the maximum absolute error reaches 3.57 because the 2-order group G_p only connect the 11 training domain with the 22 prediction domain. The PINN does poor jobs in the four domains where the maximum absolute errors of in Figure 13(D) are 3.02, 2.67, 2.77 and 2.74, respectively. The comparison results show that the sDNN outperforms the PINN, and for the sDNN, as the order of finite group increases, one only needs a comparatively smaller training domain and then improve the accuracies of predicted solutions in and beyond the sampling domain simultaneously.

In particular, under the condition of same number of parameters for the sDNN with the three finite groups, Figure 14(D) shows the loss histories of the three methods in the sampling

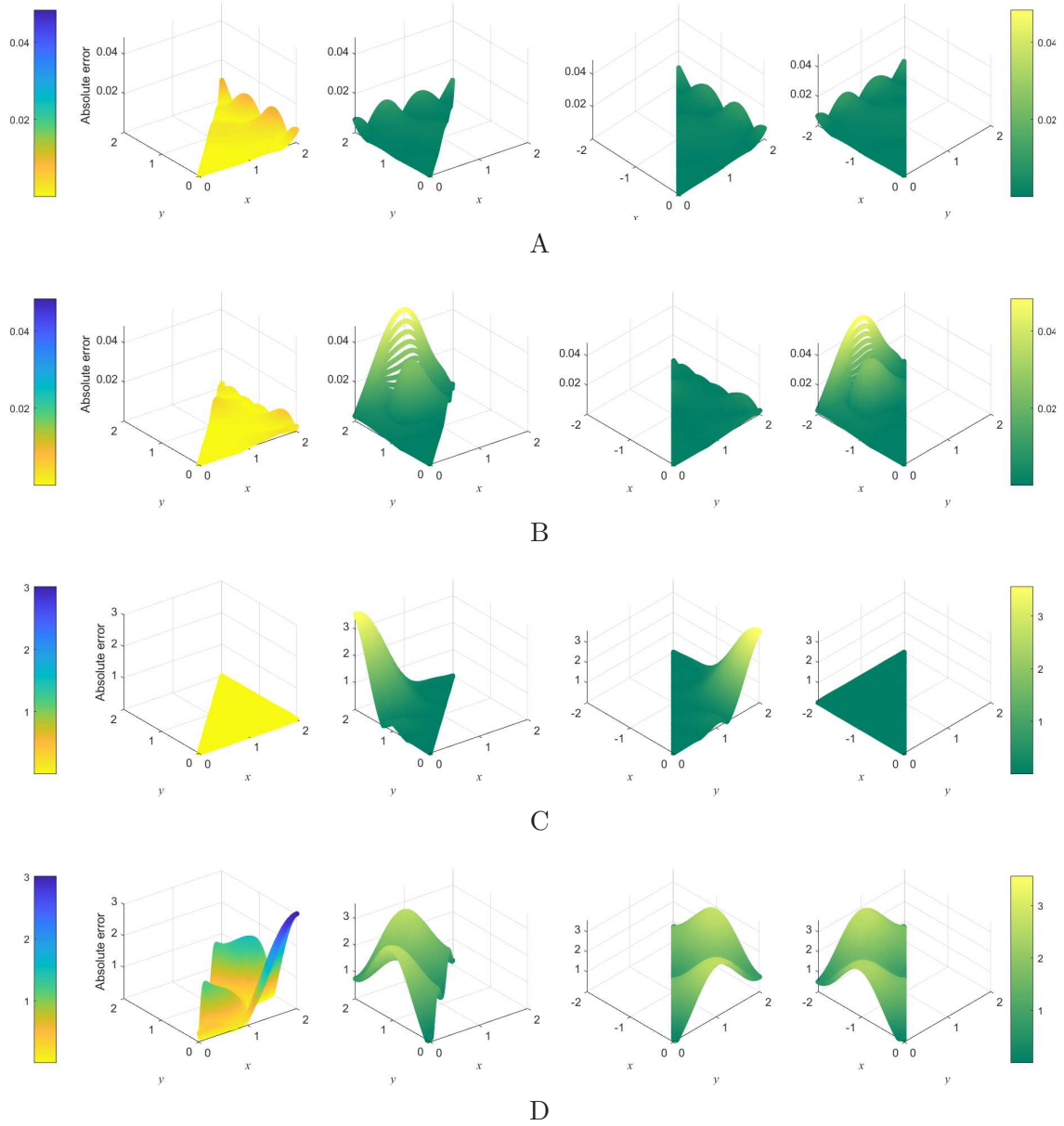


Figure 13: (Color online) Poisson equation: Comparisons of the absolute errors of the sDNN and PINN. From left to right, 11, 12, 21 and 22 domains are represented. (A) Absolute errors by the sDNN with G_d ; (B) Absolute errors by the sDNN with G_r ; (C) Absolute errors by the sDNN with G_p ; (D) Absolute errors by PINN.

domain where the sDNN with G_d reaches 9.54×10^{-5} after 1489 iterations, while the sDNN with G_r arrives at 3.02×10^{-5} after 2936 iterations and the sDNN with G_p gets 4.75×10^{-4} after 2031 iterations. However, the prediction accuracies in different domains presents a completely different scene. Figure 14(B) shows the predicted solution of sDNN with G_d and exact solution at $y = 1.5$ where they are highly coincident. Moreover, the inset in Figure 14(B) shows that in the 12 domain with $x \in [0, 0.2]$ the blue dashed line is far more away from the red solid line than the black dashed line, while for $x \in [-1, 1]$, the green dotted line largely deviates with the red solid line. Figure 14(C) shows the cross-section at $x = 1.5$ where the inset displays that for $y \in [-1, -0.8]$, the black solid line is close to the red solid line while the blue dashed line has a certain distance with the red solid line, while for $y \in [-2, 0]$ the green dotted line produces a big waveform away from the red solid line.

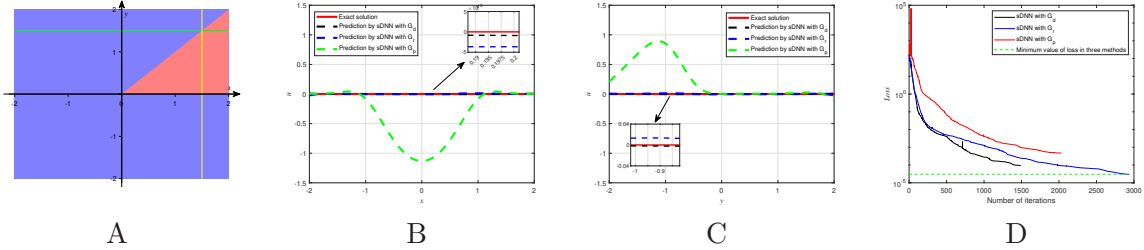


Figure 14: (Color online) Poisson equation: Cross sections of predicted solutions by PINN and sDNN and exact solutions. (A) Schematic diagrams of sampling and prediction domains where the green lines represent the two values of t in cross section B and the yellow lines represent the two values of x in cross section C. (B) Cross sections for $y = 1.5$. (C) Cross sections for $x = 1.5$. (D) Loss histories for the sDNN over number of iterations.

4.4 A nonlinear wave equation

We consider an example whose admitted finite group has no matrix representation, and exemplify it by a nonlinear wave equation

$$u_{tt} - uu_{xx} - (u_x)^2 = f(x, t), \quad x \times t \in [1, 2] \times [0, 1], \quad (22)$$

which plays an important role in the field of mathematical physics and is used to describe one-dimensional nonlinear wave phenomena, such as water wave, plasma wave and so on [37].

Eq.(22) has an exact solution $u = [\sin(3x) \cos t + \sin(3\lambda - 3x) \cos(\mu - t)]/2$ with two parameters λ and μ , then $f(x, t)$ as well as the initial and boundary conditions are enforced by the solution u . Eq.(22) is allowed by a finite group $g_1 : (x, t, u(x, t)) \mapsto (\lambda - x, \mu - t, u(x, t))$. Since $G_t = \{g_0, g_1\}$ has no matrix representation, then by Theorem 3.1 we first expand the input data set by means of G_t but keep the weight matrix and bias vector in the first hidden layer the same as the ones of PINN, and then enlarge the widths of other hidden layers by the order of G_t .

Proposition 4.4 *Suppose Eq.(22) is admitted by the finite group G_t and $\mathbf{x}^{(0)}$ is the input data set. Then the input data set $\mathbf{x}^{(0)}$ is extended into*

$$X^{(0)} = \begin{pmatrix} g_0 \mathbf{x}^{(0)} \\ g_1 \mathbf{x}^{(0)} \end{pmatrix},$$

and the weight matrixes and bias vectors take the form

$$\text{Weight matrixes: } (\mathbf{w}_1), \begin{pmatrix} \mathbf{w}_2^{(1)} & \mathbf{w}_2^{(2)} \\ \mathbf{w}_2^{(2)} & \mathbf{w}_2^{(1)} \end{pmatrix}, \dots, \begin{pmatrix} \mathbf{w}_L \\ \mathbf{w}_L \end{pmatrix};$$

$$\text{Bias vectors: } (\mathbf{b}_1), \begin{pmatrix} \mathbf{b}_2 \\ \mathbf{b}_2 \end{pmatrix}, \dots, (\mathbf{b}_L).$$

where \mathbf{w}_1 is an initialized weight matrix with n_1 rows and 2 columns.

Therefore, if domain $x \times t \in [1, 2] \times [0, 1]$ is chosen as the training domain, the domain defined by $[\lambda - 2, \lambda - 1] \times [\mu - 1, \mu]$ can be predicted by the sDNN equipped with weight matrixes and bias vectors in Proposition 4.4. We first choose $\lambda = 3, \mu = 2$ as an illustrated example, and then perform a systematic investigation of prediction effects of sDNN by the two parameters. Specifically, in order to obtain the training data, we discretize the spatial region $x \in [1, 2]$ and the temporal region $t \in [0, 1]$ to $N_x = N_t = 1001$ equidistance points respectively, then the solution u is discretized into 1001×1001 data points in the domain $[1, 2] \times [0, 1]$. Similar to the above examples, we conducted two sets of experiments to test the effects of sDNN and PINN for learning solution in and beyond the sampling domain. We define the symmetry metric as $S = \|u(x, t)_{pred} - u(\lambda - x, \mu - t)_{pred}\|_2 / \|u(x, t)_{pred}\|_2$ to measure the degree of preserving the finite group property.

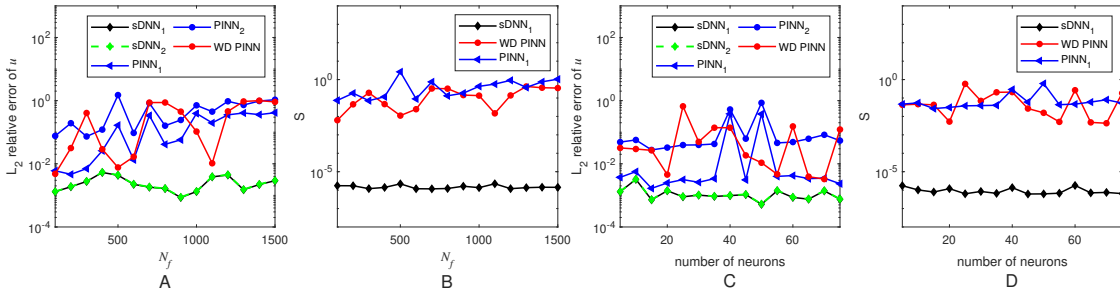


Figure 15: (Color online) Nonlinear wave equation: Comparisons of L_2 relative errors and the even metric of u in the sampling and prediction domains by the two methods. Keeping the number of neurons invariant and varying the number of collocation points: (A) the L_2 relative errors; (B) the symmetry metrics. Keeping the number of collocation points invariant and varying the number of neurons: (C) the L_2 relative errors; (D) the symmetry metrics. Each line represents the mean of five independent experiments. Note that the sDNN and PINN with subscript 1 and 2 of denote the sampling domain and prediction domain respectively, and the symbol ‘WD PINN’ means the training in the whole domain.

- *Performances for different number of collocation points.* In the first experimental group, both sDNN and PINN have three hidden layers with five neurons per layer, except that the second layer in PINN contains 10 neurons in order to maintain the same number of training parameters of two methods. Then, $N_u = 100$ initial and boundary points are randomly selected, and the Latin hypercube sampling is used to obtain the collocation points with the number ranging from 100 to 1500 with a step 100. Figure 15(A) shows that the sDNN gives very close solution accuracies in the sampling and prediction domains with a maximum difference 8.47×10^{-5} , but the PINN does poor performances in and beyond the sampling domain where big fluctuations appear and most solution accuracies walk between 10^{-1} and 10^{-2} order of magnitude. In particular, when $N_f = 200$, the L_2 relative error of PINN reaches 4.64×10^{-3} in the sampling domain and only 1.93×10^{-1} in the prediction domain. Moreover, the L_2 relative error of PINN with $N_f = 200$ is close to the one of sDNN, but Figure 15 (B) displays that the symmetry metric of PINN is only 1.82×10^{-1} which is much bigger than 1.72×10^{-6} of sDNN.

- *Performances for different number of neurons per layer.* The second set of experiments aims to study the performances of sDNN and PINN for different numbers of neurons. Both sDNN and PINN use three hidden layers where the number of neurons in each hidden layer

ranges from 5 to 75 with step 5, $N_f = 100$ collocation points and $N_u = 100$ initial points and boundary points are used in the training. Figure 15(C) shows a similar situation as the case of varying collocation points. Especially, in the sampling domain, sDNN and PINN have very close L_2 relative errors with 15 neurons, but in the prediction domain, sDNN reaches 7.36×10^{-4} but PINN only get 2.75×10^{-2} . In addition, Figure 15(D) shows that the symmetry metric of sDNN is always maintained at 10^{-6} orders of magnitude which has at least three orders of magnitude improvement over PINN, particularly for the case of 15 neurons, the metric of sDNN has three orders of magnitude lower than the PINN although they have close L_2 relative errors.

In addition, in Figure 16, we choose the case of 15 neurons to display the absolute errors of learned solutions in and beyond the sampling domain where sDNN and PINN have the most closest L_2 relative errors. Figure 16 shows that the maximum absolute errors of sDNN and PINN are very close in the sampling domain, which are 1.31×10^{-3} and 1.16×10^{-3} , respectively. However, in the prediction domain, PINN only reaches 3.31×10^{-2} but sDNN has good solution extrapolation ability and keeps at 1.31×10^{-3} .

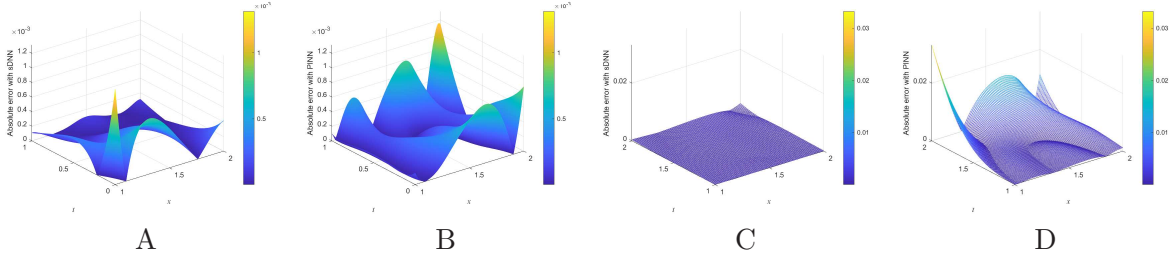


Figure 16: (Color online) Nonlinear wave equation: Comparisons of the absolute errors of PINN and sDNN. (A) sDNN in sampling domain. (B) PINN in sampling domain. (C). sDNN beyond sampling domain. (D) PINN beyond sampling domain.

Furthermore, Figure 17(B) shows the cross section at $t = 0.15$ where in the sampling domain with $x \in [1, 1.5]$ the red and blue dotted lines fit well with the green solid line. However, beyond the sampling domain with $x \in [1.5, 2]$ and $t = 1.85$, the sDNN still coincide with exact solution but the PINN deviates the exact green line. Similar case occurs for the cross section at $x = 1.5$ in Figure 17(C), where for $t \in [0, 1]$, the sDNN, the PINN and the exact solution coincide completely, however, beyond the sampling domain with $t \in [1, 2]$, as t moves further away from $t = 1$, the predicted solution by PINN diverges significantly from the exact solution, while the blue dotted line of the sDNN remains consistent with the green line of the exact solution. Moreover, the loss histories in Figure 17(D) further confirm the superiority of sDNN, where the loss value of PINN decreases to 6.69×10^{-6} after 1928 iterations, but the one of sDNN decreases to a more smaller value 3.37×10^{-7} only with 1533 iterations.

- *Further discussions about the prediction abilities with different parameters λ and μ .* We choose the $x \times t \in [1, 2] \times [0, 1]$ as the sampling domain and further consider three cases of λ and μ , given $\lambda = 3$ and varying μ , given $\mu = 2$ and varying λ and varying $\lambda = \mu$ together, where Figure 18(A-C) explicitly display the blue prediction domains which take the red sampling domains as the center respectively. Note that $\mu = \lambda = 0$ makes the solution u trivial and thus the corresponding prediction in Figure 18(C) is blank.

Figure 18(D-F) show the varying tendencies of the L_2 relative errors as the parameters λ and μ change, where the black solid line denotes the L_2 relative errors in the red domains and the green dotted line stands for the L_2 relative errors in the corresponding blue domains. In Figure 18(D), the smallest L_2 relative error occurs at $\mu = 2$, where the prediction domain and the sampling domain keep high coincidence, 5.84×10^{-4} and 5.94×10^{-4} respectively. Then as μ walks away from $\mu = 2$ along the two opposite directions, the L_2 relative errors fluctuate largely.

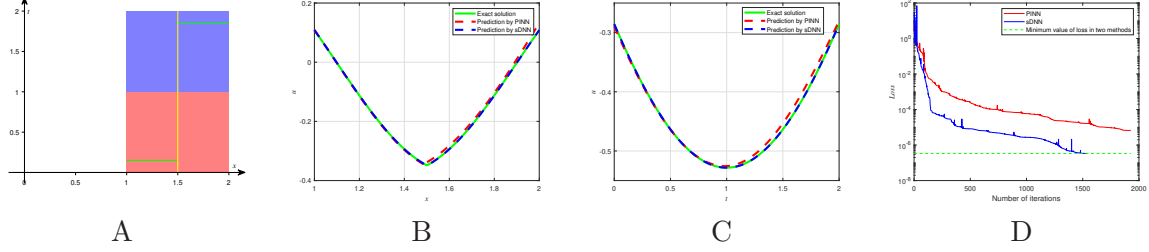


Figure 17: (Color online) Nonlinear wave equation: Cross sections of predicted solutions by PINN and sDNN and exact solutions. (A) Schematic diagrams of sampling and prediction domains where the green lines represent the two values of t in cross section B and the yellow lines represent the two values of x in cross section C. (B) Cross sections for $t = 0.15$ and $t = 1.85$: when $x \in [1, 1.5]$, then $t = 0.15$; when $x \in [1.5, 2]$, then $t = 1.85$. (C) Cross section for $x = 1.50$. (D) Loss histories for the PINN and sDNN over number of iterations.

It is interesting that the smallest L_2 relative error does not occur in the sampling domain $\mu = 1$ but in the prediction domain $\mu = 2$. The same situation also occurs for the case of varying $\lambda = \mu$ together, where the smallest L_2 relative error appears at $\lambda = \mu = -2$, not the nearest prediction domain $\lambda = \mu = 2$ of the sampling domain in Figure 18(F), though both cases have very closest errors. However, the smallest L_2 relative errors of the case of given $\mu = 2$ and varying λ appear at the nearest prediction domain of the sampling domain coincidentally, which correspond to $\lambda = 3$ in Figure 18(E). It is worthy of saying that by the sDNN, as the prediction domains walk away from the sampling domain, the predicted results have no regular tendencies for the three cases, but the predicted accuracies in and beyond sampling domain have highly similarities whether they are good or bad.

4.5 Korteweg-de Vries equation

At the end of this section, we consider the KdV equation

$$u_t + uu_x + u_{xxx} = f(x, t), \quad x \times t \in [0.5, 2] \times [0.5, 2], \quad (23)$$

which arises in the theory of long waves in shallow water and the physical systems in which both nonlinear and dispersive effects are relevant [40]. Eq.(23) has an exact solution $u(x, t) = (x + t)/(xt + 1)$ which is invariant under a reciprocal symmetry $g_r : (x, t, u(x, t)) \mapsto (1/x, 1/t, u(x, t))$. Since $G_r = \{g_0, g_r\}$ has no matrix representation, according to Theorem 2.1, we first extend the input data set with G_r , but keep the weight matrix and bias vector in the first hidden layer the same as PINN's, and then extend the widths of the other hidden layers in the order of G_r .

Proposition 4.5 *Suppose Eq.(23) is admitted by the finite group G_r and $\mathbf{x}^{(0)}$ is the input data set. Then the input data set $\mathbf{x}^{(0)}$ is extended into*

$$X^{(0)} = \begin{pmatrix} g_0 \mathbf{x}^{(0)} \\ g_r \mathbf{x}^{(0)} \end{pmatrix},$$

and the weight matrixes and bias vectors take the form

$$\begin{aligned} \text{Weight matrixes: } & \left(\mathbf{w}_1 \right), \quad \begin{pmatrix} \mathbf{w}_2^{(1)} & \mathbf{w}_2^{(2)} \\ \mathbf{w}_2^{(2)} & \mathbf{w}_2^{(1)} \end{pmatrix}, \quad \dots, \quad \begin{pmatrix} \mathbf{w}_L \\ \mathbf{w}_L \end{pmatrix}; \\ \text{Bias vectors: } & \left(\mathbf{b}_1 \right), \quad \begin{pmatrix} \mathbf{b}_2 \\ \mathbf{b}_2 \end{pmatrix}, \quad \dots, \quad \left(\mathbf{b}_L \right). \end{aligned}$$

where \mathbf{w}_1 is an initialized weight matrix with n_1 rows and 2 columns.

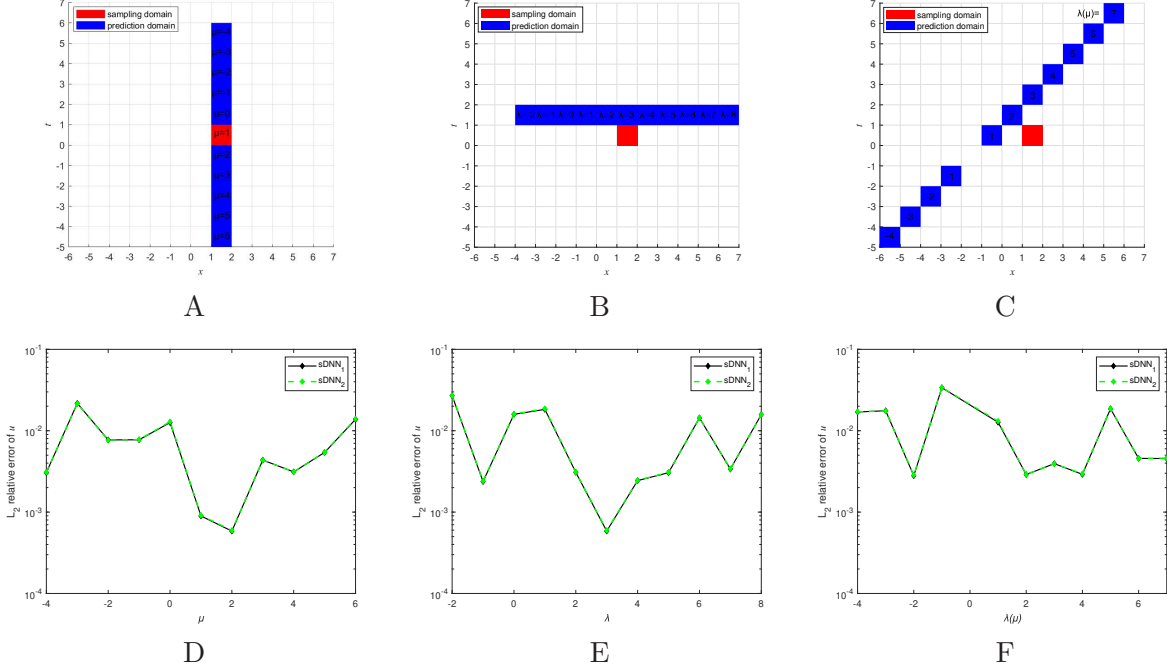


Figure 18: (Color online) Nonlinear wave equation: The upper panel shows the red sampling domains and blue prediction domains. (A) μ changes and $\lambda = 3$; (B) λ changes and $\mu = 2$; (C) both $\lambda = \mu$ change together. The lower panel (D-F) displays the L_2 relative errors of u by the sDNN with the same changing parameters as (A-C). Note that the sDNN and PINN with subscript 1 and 2 of denote the sampling domain and prediction domain respectively.

Therefore, we choose $x \times t \in [0.5, 1] \times [0.5, 1]$ as the sampling domain to predict the domain $[1, 2] \times [1, 2]$ whose area is four times larger than the sampling domain, just shown in Figure 21(A). To obtain the training data, we discretize the spatial region $x \in [0.5, 1]$ and the temporal region $t \in [0.5, 1]$ to $N_x = N_T = 101$ equidistant points, respectively, and then discretize the solution u to 101×101 data points in the domain $[0.5, 1] \times [0.5, 1]$. In the experiment of Eq.(23), we define the symmetry metric as $S = \|u(x, t)_{pred} - u(1/x, 1/t)_{pred}\|_2 / \|u(x, t)_{pred}\|_2$, which measures the degree to which the network preserves symmetry.

- *Performances for different number of collocation points.* In the first set of experiments, both sDNN and PINN have three hidden layers with five neurons in each layer, but the second layer of PINN contained 10 neurons in order to keep the training parameters the same for both methods. We randomly choose $N_u = 100$ data points in the initial and boundary data sets and use Latin hypercube sampling to obtain collocation points with a number between 100 and 1500 with step 100. Figure 19(A) shows that the L_2 relative errors of the sDNN in the sampling domain and the prediction domain are no longer coincide exactly, possibly because Eq.(23) is not invariant under symmetry g_r . But they are still very close, with a maximum difference of 1.75×10^{-4} and one order of magnitude improvement than the ones of PINN in the sampling domain. However, the PINN presents a poor performance outside the sampling domain, with a fluctuation of L_2 relative errors between 10^{-1} and 10^{-2} orders of magnitude. In particular, when $N_f = 400$, though the L_2 relative error of PINN is close to the sDNN in the sampling domain, the PINN only gives 5.69×10^{-2} in the prediction domain while the sDNN presents 7.56×10^{-4} , two orders of magnitude improvement. Furthermore, Figure 19(B) shows that the symmetry metrics of sDNN are stable at 10^{-7} while the PINN fluctuates between 10^{-3} and 10^{-1} .

- *Performances for different number of neurons per layer.* The second set of experiments devotes to investigate the performances of sDNN and PINN about different numbers of neurons.

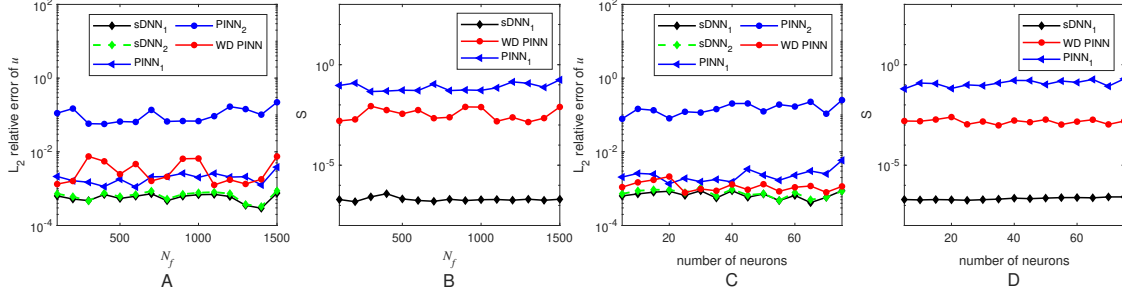


Figure 19: (Color online) Korteweg-de Vries equation: Comparisons of L_2 relative errors and the symmetry metrics of u in the sampling and prediction domains by the two methods. Keeping the number of neurons invariant and varying the number of collocation points: (A) the L_2 relative errors; (B) the symmetry metrics. Keeping the number of collocation points invariant and varying the number of neurons: (C) the L_2 relative errors; (D) the symmetry metrics. Each line represents the mean of five independent experiments. Note that the sDNN and PINN with subscript 1 and 2 of denote the sampling domain and prediction domain respectively, and the symbol ‘WD PINN’ means the training in the whole domain.

Both sDNN and PINN employ three hidden layers, with the number of neurons in each hidden layer ranging from 5 to 75 with step 5, $N_f = 100$ collocation points and $N_u = 100$ initial and boundary points are used in the training. Figure 19(C) shows a similar situation as the case of collocation points, but the PINN sampling in the whole domain (WD PINN) presents a comparatively excellent job. For example, when the number of neurons is 30, the L_2 relative error of WD PINN is close to the L_2 relative error of sDNN in and beyond the sampling domain, but the symmetry metric of WD PINN in Figure 19(D) takes four orders of magnitude decrease than that of sDNN.

In addition, in Figure 20, we choose the case of 400 collocation points to show the absolute errors of the learned solutions in and beyond of the sampling domain, where the sDNN and PINN have the closest L_2 relative error. Figure 20(A-B) shows that the maximum absolute errors of sDNN and PINN stay at the same order of magnitude, 1.66×10^{-3} and 2.32×10^{-3} respectively. However, in the prediction domain, PINN reaches 1.22×10^{-1} of maximum absolute error while the sDNN remains at 1.66×10^{-3} , which shows that sDNN has a stronger solution extrapolation ability than the PINN.

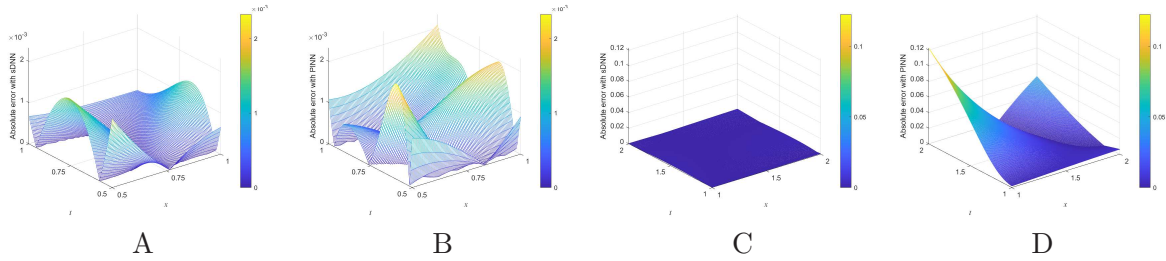


Figure 20: (Color online) Korteweg-de Vries equation: Comparisons of the absolute errors of PINN and sDNN. (A) sDNN in sampling domain. (B) PINN in sampling domain. (C). sDNN beyond sampling domain. (D) PINN beyond sampling domain.

Finally, along the two green line $t = 2/3$ and $t = 1.5$ in Figure 21(A), Figure 21(B) shows the two corresponding cross sections where in the sampling domain $t = 2/3$ and $x \in [0.5, 1]$, both PINN and sDNN present good coincidence with the exact solution, but in the prediction domain $t = 1.5$ and $x \in [1, 2]$, the sDNN still overlaps with the exact solution while the PINN largely

deviates from the green line of exact solution. Figure 21(C) displays a similar situation in the cross sections at $x = 2/3$ and $x = 1.5$ which correspond to the yellow lines in Figure 21(A). Moreover, Figure 21(D) demonstrates the strong learning ability of sDNN, where the loss value of PINN reaches 5.09×10^{-6} after 980 iterations, while the sDNN arrives at 1.98×10^{-6} after only 758 iterations.

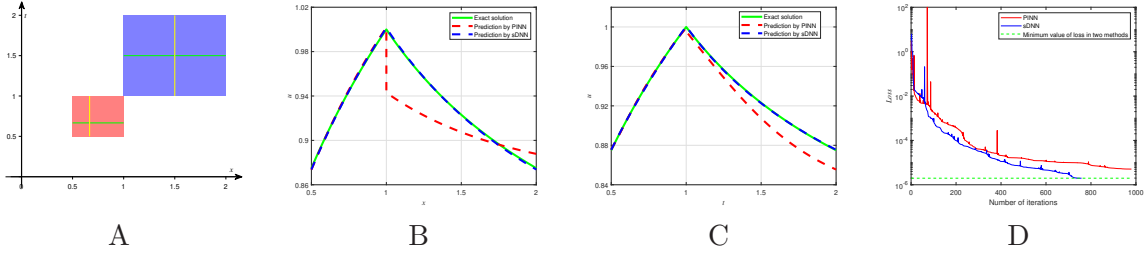


Figure 21: (Color online) Korteweg-de Vries equation: Cross sections of predicted solutions by PINN and sDNN and exact solutions. (A) Schematic diagrams of sampling and prediction domains where the green lines represent the two values of t in cross section B and the yellow lines represent the two values of x in cross section C. (B) Cross sections for $t = 2/3$ and $t = 1.5$: when $x \in [0.5, 1]$, then $t = 2/3$; when $x \in [1, 2]$, then $t = 1.5$. (C) Cross sections for $x = 2/3$ and $x = 1.5$: when $t \in [0.5, 1]$, then $x = 2/3$; when $t \in [1, 2]$, then $x = 1.5$. (D) Loss histories for the PINN and sDNN over number of iterations.

5 Conclusion

We propose a sDNN for solving PDEs which exactly incorporates the finite order symmetry group of PDEs into the architecture of neural networks, where explicit structures of weight matrixes and bias vectors in each hidden layer are given whether the finite group has matrix representation or not. Consequently, the sDNN not only improve the accuracy in the sampling domain, but also possesses strong solution extrapolation ability. Two groups of numerical experiments definitely demonstrate that the sDNN outperforms PINN largely.

However, we have to admit that we are still at the very early stages of rigorously understanding the integration of physical laws of PDEs and neural networks, which motivate many future research directions. One problem is that, since the accuracies of sampling domain and prediction domain are closely connected by the sDNN, then improving the accuracies in the sampling domain is a direct and efficient issue for highlighting the superiority of sDNN. Furthermore, since the neural networks keeping the finite group is based on the structure of PINN, the variations of PINN such as the gradient PINN and the extended PINN can be used to further improve the performance of sDNN. Therefore, certain creative approaches must be proposed to study the integration between the inherent properties of PDEs and the neural networks. Another obvious and thorny problem is how to insert the continuous symmetry of PDEs into the architecture of neural networks. Different with the finite group, the number of elements of continuous symmetry group is infinite and thus to a large extent the neural networks have no succinct expression as the case of finite group. Such topics are in progress and will be reported in our future work.

Acknowledgements

The paper is supported by the Beijing Natural Science Foundation (No. 1222014), the National Natural Science Foundation of China (No. 11671014) and the Cross Research Project for Minzu University of China (No. 2021JCXK04).

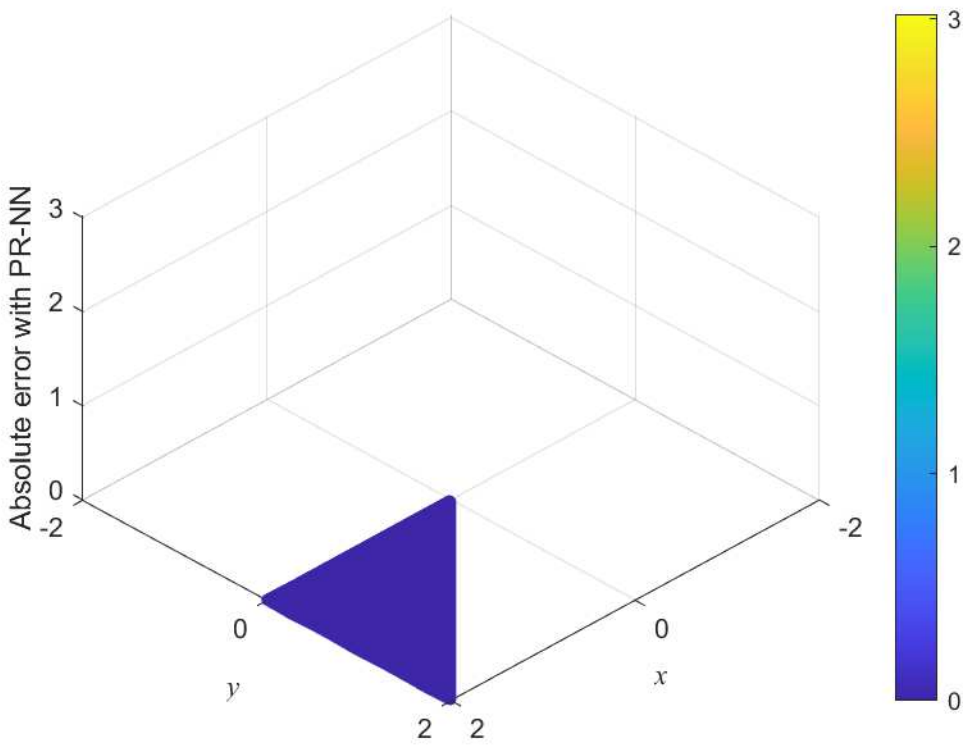
Declarations of interest: The authors have no conflicts to disclose.

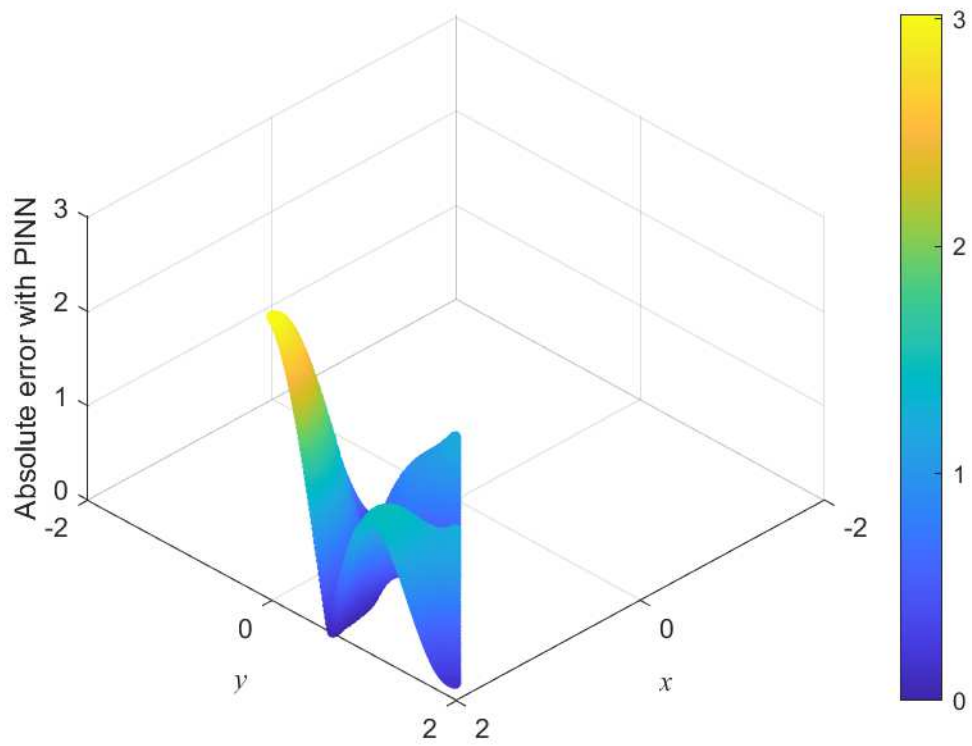
References

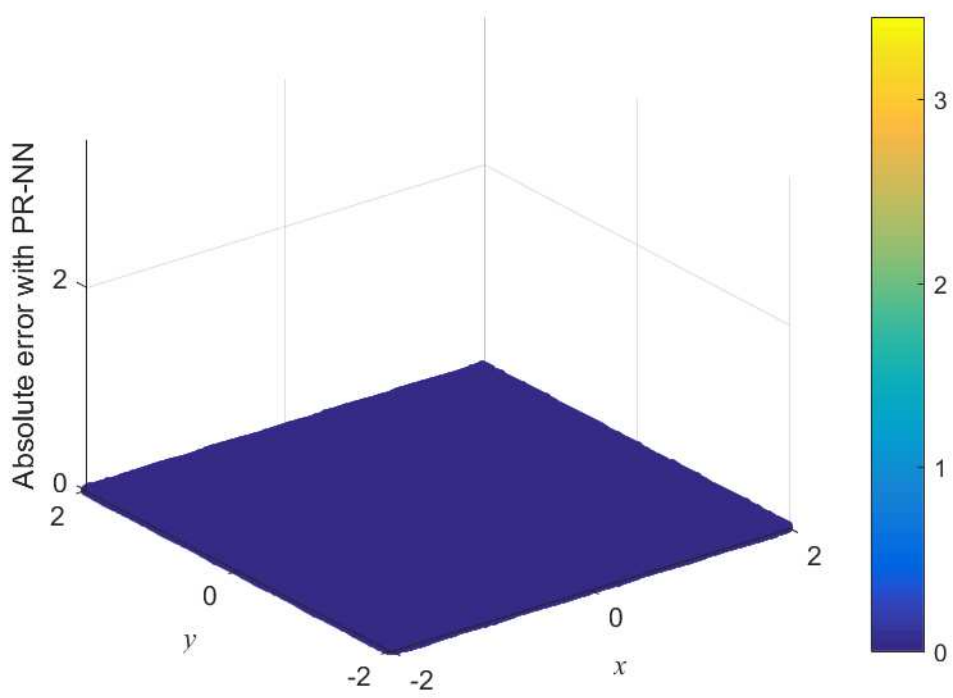
- [1] J. Stoer and R. Bulirsch, *Introduction to Numerical Analysis*, New York, Springer-Verlag, 2013.
- [2] E, W.N., Yu, B. The Deep Ritz Method: A deep learning-based numerical algorithm for solving variational problems, *Commun. Math. Stat.* 6 (2018) 1-12.
- [3] J. Sirignano, K. Spiliopoulos: DGM: A deep learning algorithm for solving partial differential equations. *J. Comput. Phys.* 375 (2018) 1339-1364.
- [4] M. Raissi, P. Perdikaris, G.E. Karniadakis, Physics-informed neural networks: A deep learning framework for solving forward and inverse problems involving nonlinear partial differential equations, *J. Comput. Phys.* 378 (2019) 686-707.
- [5] A. Zachary, T. Helen, AI accidents: An emerging threat, Center Secur. Emerg. Technol., Washington, DC, USA, Tech. Rep., 2021.
- [6] S. Wang, X. Yu, P. Perdikaris, When and why PINNs fail to train: A neural tangent kernel perspective, *J. Comput. Phys.* 449 (2022) 110768.
- [7] L. Lu, X. Meng, Z. Mao, G.E. Karniadakis, DeepXDE: A deep learning library for solving differential equations, *SIAM Rev.* 63 (1) (2021) 208-228.
- [8] J. Kim, K. Lee, D. Lee, S.Y. Jhin, N. Park, DPM: a Novel Training Method for Physics-Informed Neural Networks in Extrapolation. In *Proceedings of the AAAI Conference on Artificial Intelligence*. (2021)
- [9] E. Kharazmi, Z. Zhang, G.E. Karniadakis, hp-VPINNs: Variational physics-informed neural networks with domain decomposition, *Comput. Methods Appl. Mech. Engrg.* 374 (2021) 113547.
- [10] J. Yu, L. Lu, X.H. Meng, G.E. Karniadakis, Gradient-enhanced physics-informed neural networks for forward and inverse PDE problems, *Comput. Methods Appl. Mech. Engrg.* 393 (2022) 114823.
- [11] N. Lin, Y. Chen, A two-stage physics-informed neural network method based on conserved quantities and applications in localized wave solutions, *J. Comput. Phys.* 457 (2022) 111053.
- [12] Z.Y. Zhang, H. Zhang, L.S. Zhang, L.L. Guo, Enforcing continuous symmetries in physics-informed neural network for solving forward and inverse problems of partial differential equations, *J. Comput. Phys.* 492 (2023) 112415.
- [13] T. Beucler, M. Pritchard, S. Rasp, J. Ott, P. Baldi, P. Gentine, Enforcing analytic constraints in neural networks emulating physical systems, *Phys. Rev. Lett.* 126 (2021) 098302.
- [14] W. Zhu, W. Khademi, E.G. Charalampidis, P.G. Kevrekidis, Neural networks enforcing physical symmetries in nonlinear dynamical lattices: The case example of the Ablowitz-Ladik model, *Physica D* 434 (2022) 133264.
- [15] Z.W. Fang, A high-efficient hybrid physics-informed neural networks based on convolutional neural network, *IEEE Trans. Neural Networks Learn. Syst.* 33 (10) (2022)

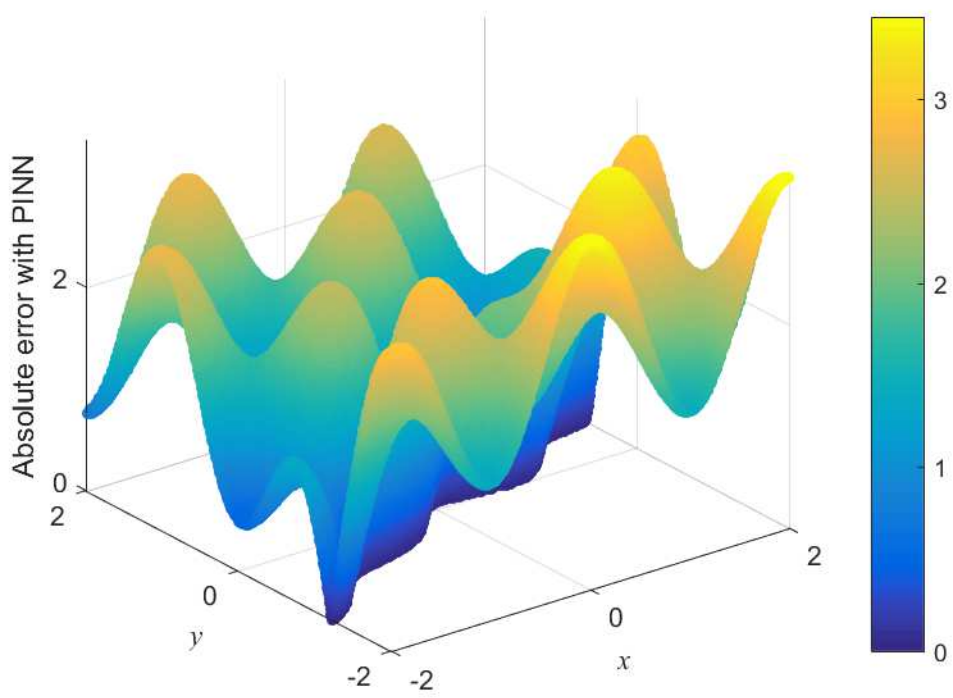
- [16] A.D. Jagtap, G.E. Karniadakis, Extended physics-informed neural networks (xpinns): a generalized space-time domain decomposition based deep learning framework for nonlinear partial differential equations, *Commun. Comput. Phys.* 28 (5) (2020) 2002-2041.
- [17] A.D. Jagtap, E. Kharazmi, G.E. Karniadakis, Conservative physics-informed neural networks on discrete domains for conservation laws: applications to forward and inverse problems, *Comput. Methods Appl. Mech. Eng.* 365 (2020) 113028.
- [18] K. Shukla, A.D. Jagtap, G.E. Karniadakis, Parallel physics-informed neural networks via domain decomposition. *J. Comput. Phys.* 447 (2021) 110683.
- [19] A.D. Jagtap, K. Kawaguchi, G.E. Karniadakis, Locally adaptive activation functions with slope recovery for deep and physics-informed neural networks, *Proc. R. Soc. A Math. Phys. Eng. Sci.* 476 (2020) 20200334.
- [20] Z.Y. Zhang, S.J. Cai, H. Zhang, A symmetry group based supervised learning method for solving partial differential equations, *Comput. Methods Appl. Mech. Engrg.* 414 (2023) 116181.
- [21] S. Wang, Y. Teng, P. Perdikaris, Understanding and mitigating gradient pathologies in physics-informed neural networks. *SIAM J. Sci. Comput.* 43(5)(2021) A3055-A3081.
- [22] S. Liu, C. Su, J. Yao, Z. Hao, H. Su, Y. Wu, J. Zhu, Preconditioning for Physics-Informed Neural Networks, (2024) arXiv:2402.00531.
- [23] S. Perez, S. Maddu, I. F. Sbalzarini, P. Poncet, Adaptive weighting of Bayesian physics informed neural networks for multitask and multiscale forward and inverse problems, *J. Comput. Phys.* 491 (2023) 112342.
- [24] R. van der Meer, C.W. Oosterlee, A. Borovykh, Optimally weighted loss functions for solving PDEs with Neural Networks, *J. Comput. Appl. Math.* 405 (2022) 113887.
- [25] D.P. Kingma, J. Ba, Adam: A method for stochastic optimization, (2014) arXiv: 1412.6980.
- [26] D.C. Liu, J. Nocedal, On the limited memory BFGS method for large scale optimization, *Math. Program.* 45 (1) (1989) 503-528.
- [27] A.D. Keedwell, J6 zsef Dénes, *Latin Squares and their Applications*, 205, North-Holland: B.V. Elsevier.
- [28] D. Yarotsky, Universal approximations of invariant maps by neural networks, *Constr. Approx.* 55 (2022) 407-474.
- [29] T. Chen, H. Chen. Universal approximation to nonlinear operators by neural networks with arbitrary activation functions and its application to dynamical systems. *IEEE Transactions on Neural Networks* 6(4) (1995) 911-917.
- [30] B. Sturmfels. *Algorithms in invariant theory*. Springer Science & Business Media, 2008.
- [31] X. Glorot, Y. Bengio, Understanding the difficulty of training deep feedforward neural networks, *J. Mach. Learn. Res.* 9 (2010) 249-256.
- [32] M. Stein, Large sample properties of simulations using Latin hypercube sampling, *Technometrics* 29 (1987) 143-151.
- [33] A.G. Baydin, B.A. Pearlmutter, A.A. Radul, J.M. Siskind, Automatic differentiation in machine learning: a survey, *J. Mach. Learn. Res.* 18(153)(2018) 1-43.

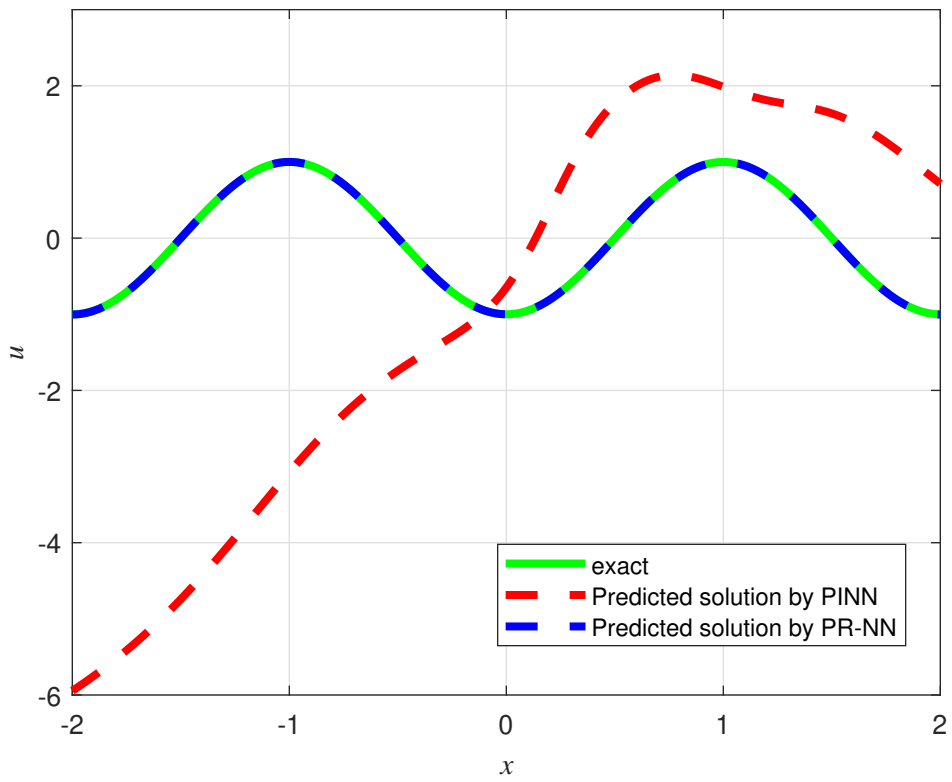
- [34] E.F. Toro, Riemann Solvers and Numerical Methods for Fluid Dynamics: A Practical Introduction, Berlin: Springer-Verlag, 2009.
- [35] T. Aktosun, F. Demontis, C. van der Mee, Exact solutions to the sine-Gordon equation, J. Math. Phys. 51(2010) 123521.
- [36] A.P.S. Selvadurai, Poisson's equation, In: Partial Differential Equations in Mechanics 2. Berlin: Springer-Verlag, 2000.
- [37] W.F. Ames, Nonlinear Partial Differential Equations in Engineering (vol II), New York: Academic, 1972.
- [38] P.E. Hydron, How to construct the discrete symmetries of partial differential equations, Eur. J. Appl. Math. 11 (2000) 515-527.
- [39] V. Dorodnitsyn, Application of Lie Groups to Difference Equations, CRC Press, Boca Raton, 2011.
- [40] D. J. Korteweg, G. de Vries, On the change of form of long waves advancing in a rectangular canal, and on a new type of long stationary waves, Phil. Mag. 39 (1895) 422-443.
- [41] A. Pinkus, Approximation theory of the MLP model in neural networks, Acta Numer.8(1999) 143-195.
- [42] G.M. Constantine and T.H. Savits, A multivariate Faà di Bruno formula with applications, Trans. Amer. Math. Soc.348(1996) 503-520.

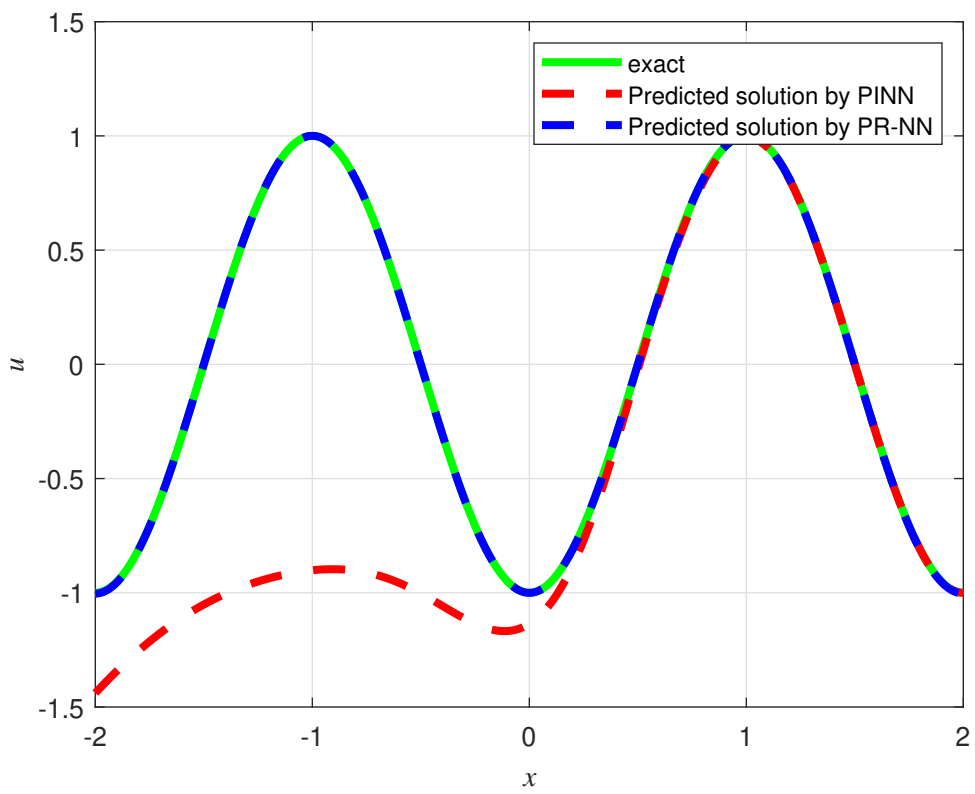


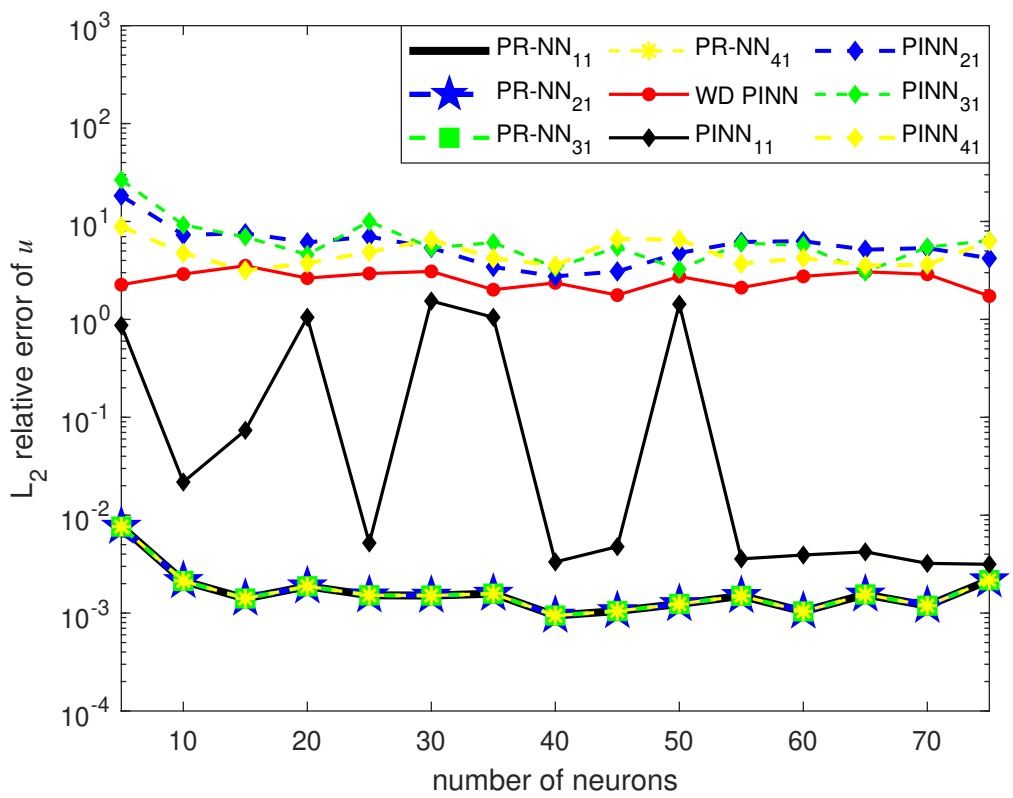


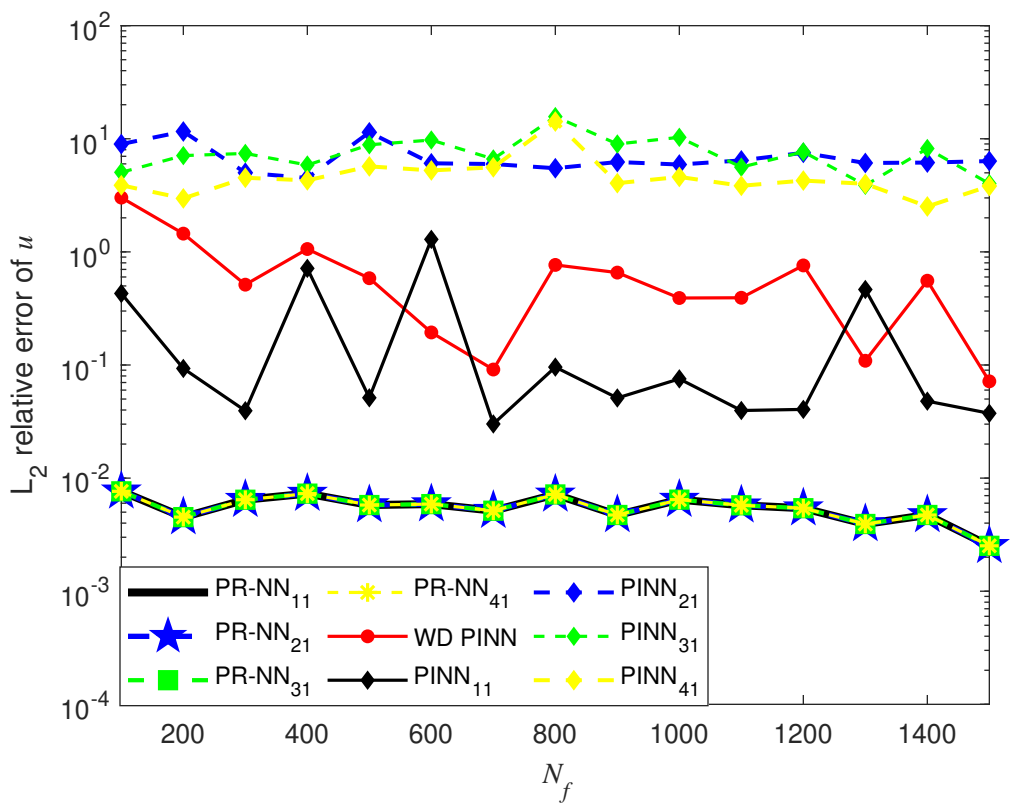


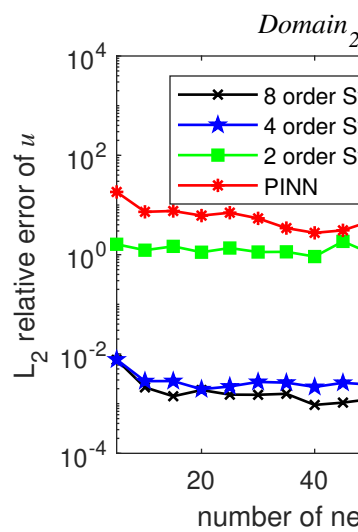
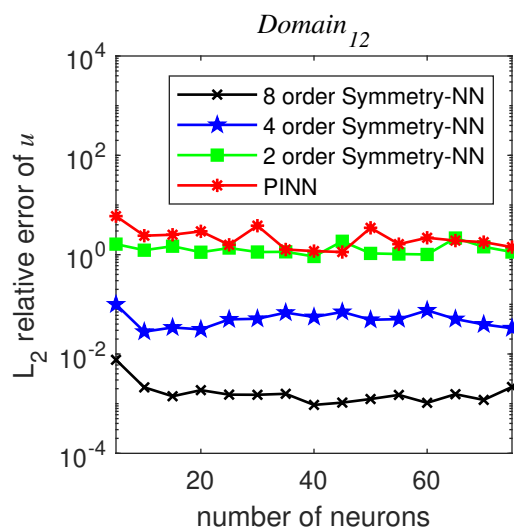
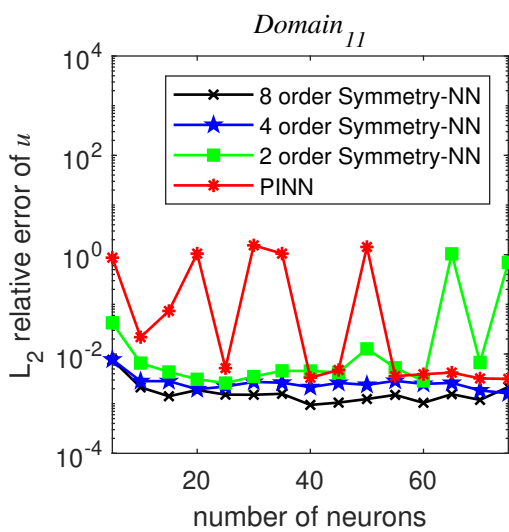


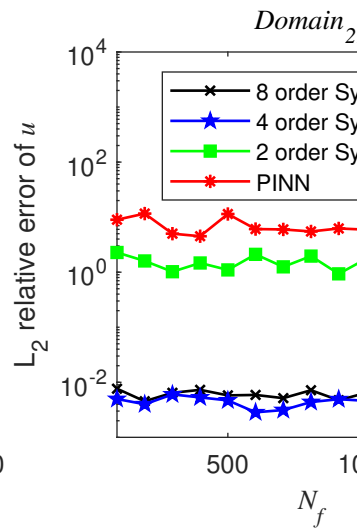
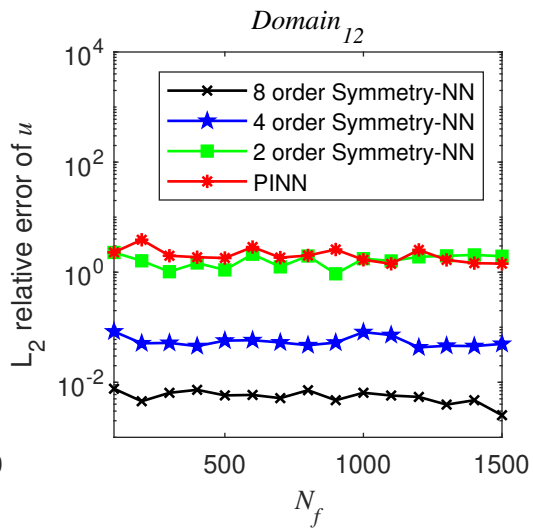
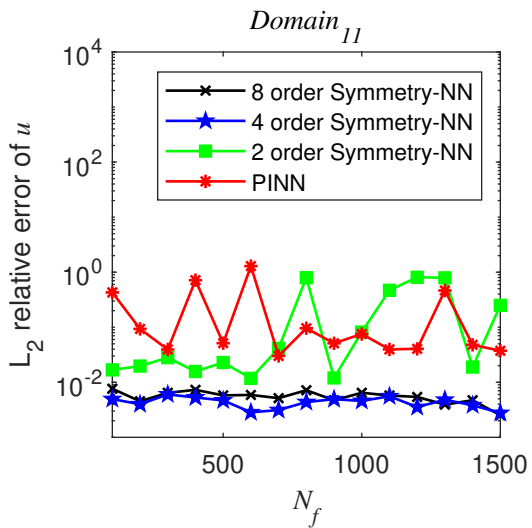


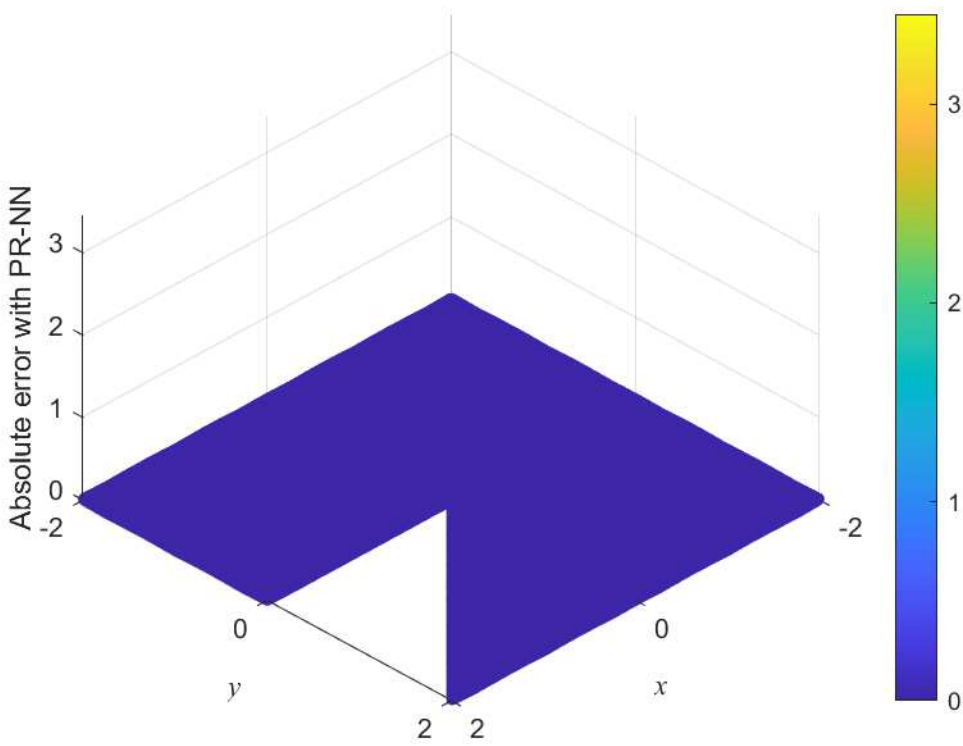


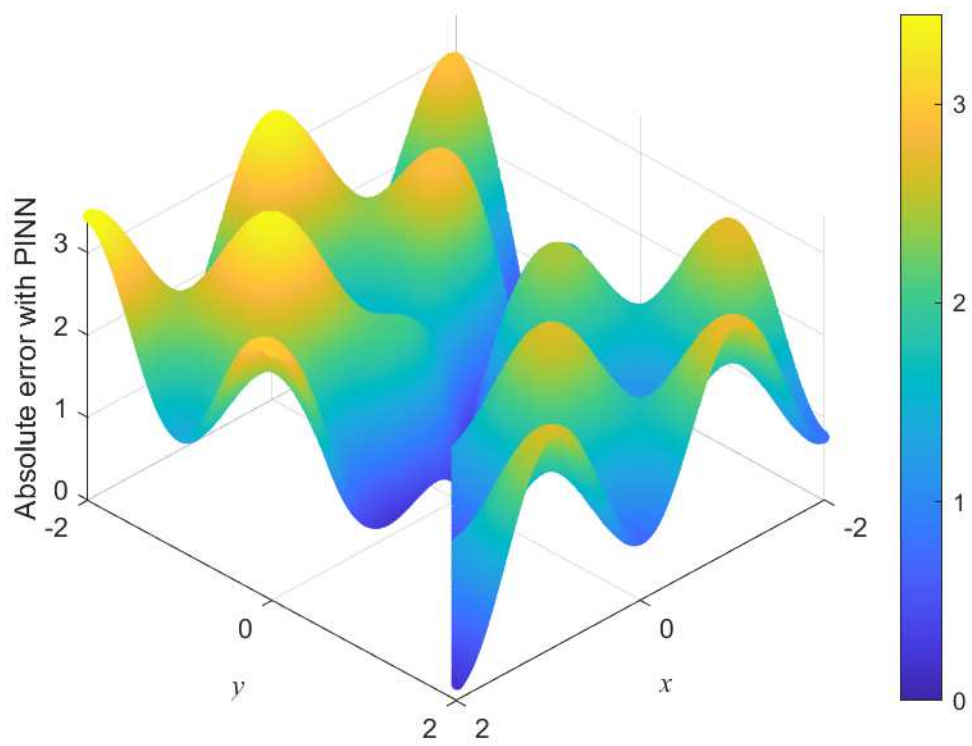


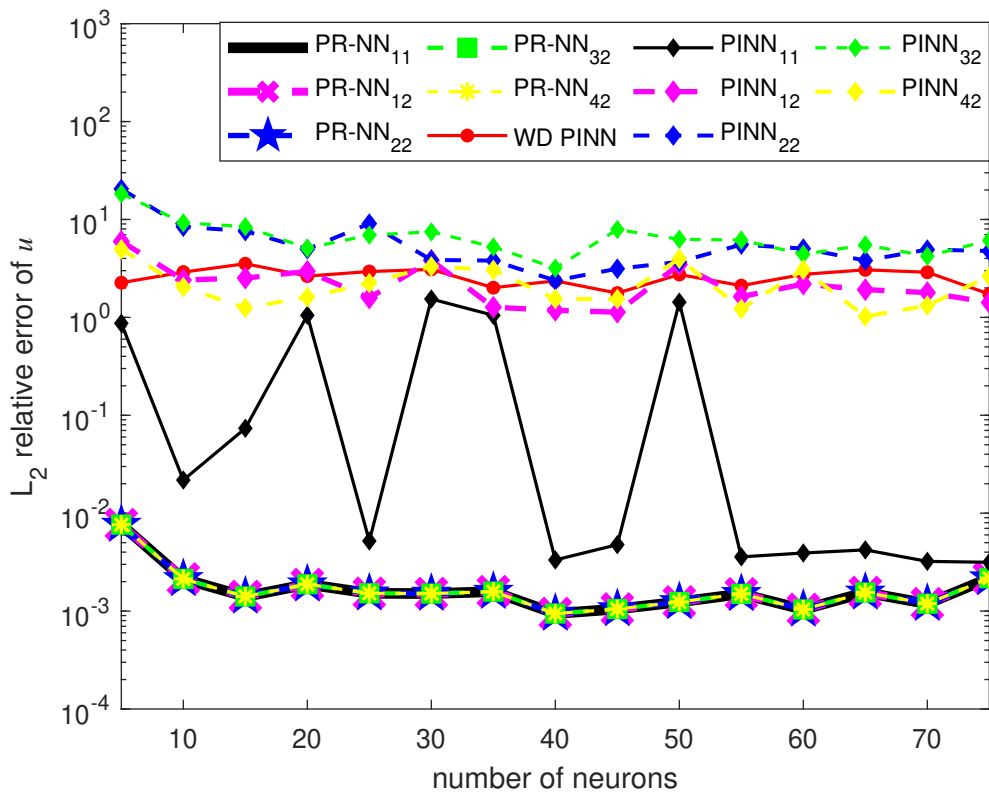


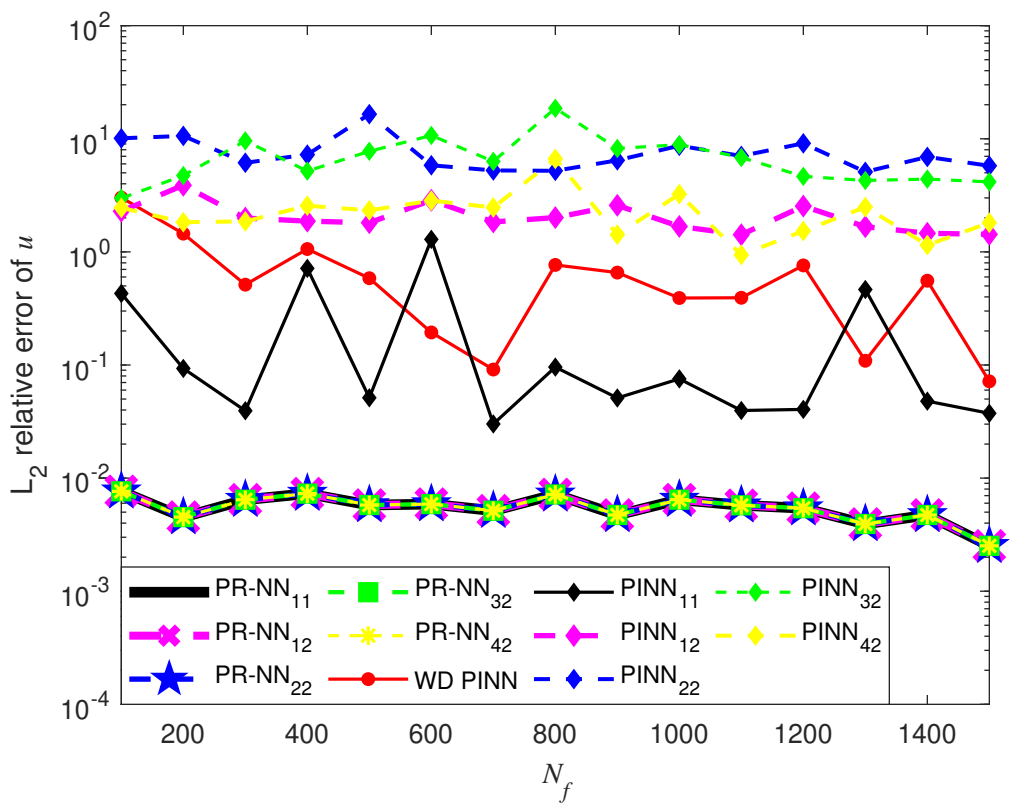


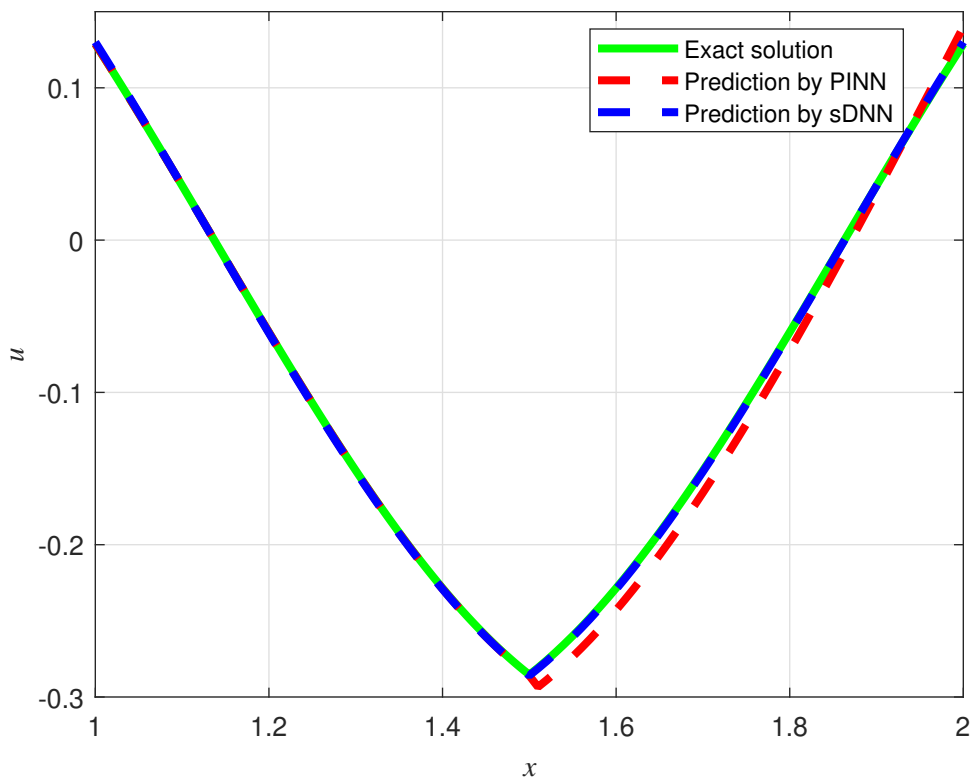


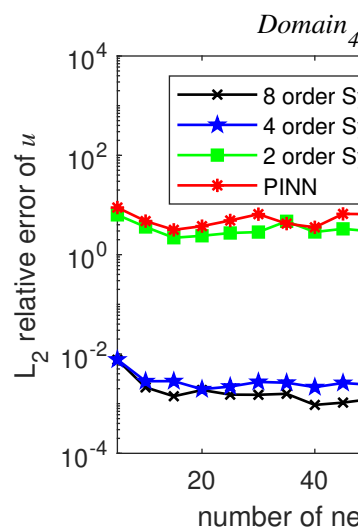
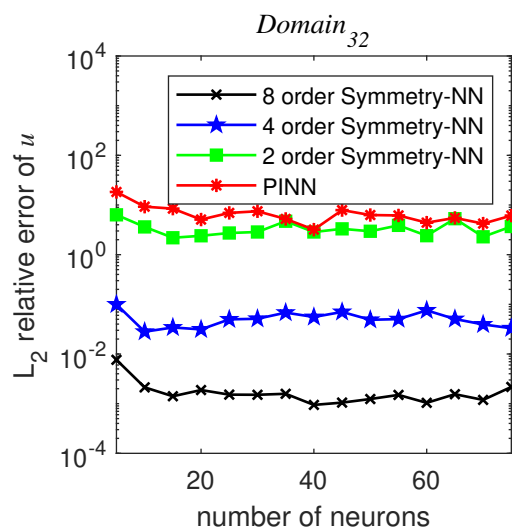
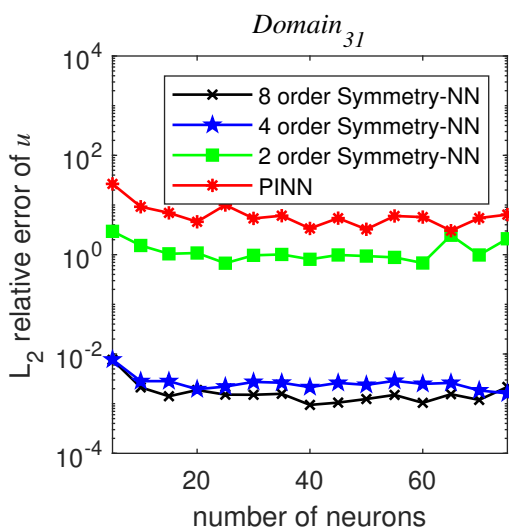


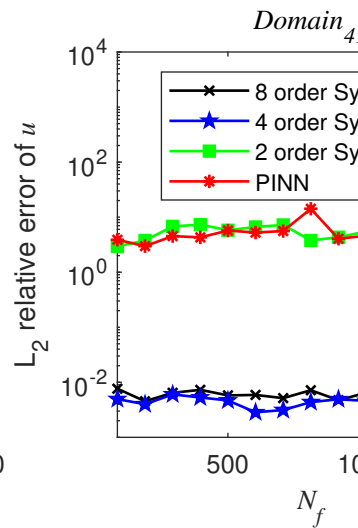
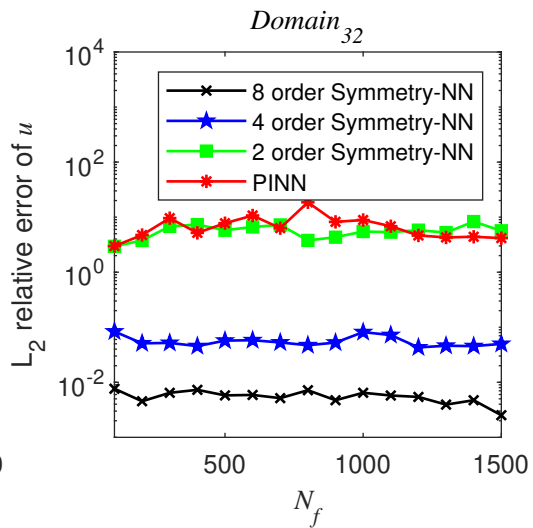
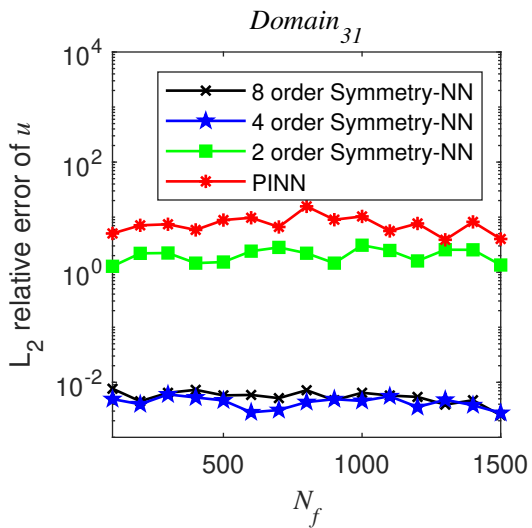




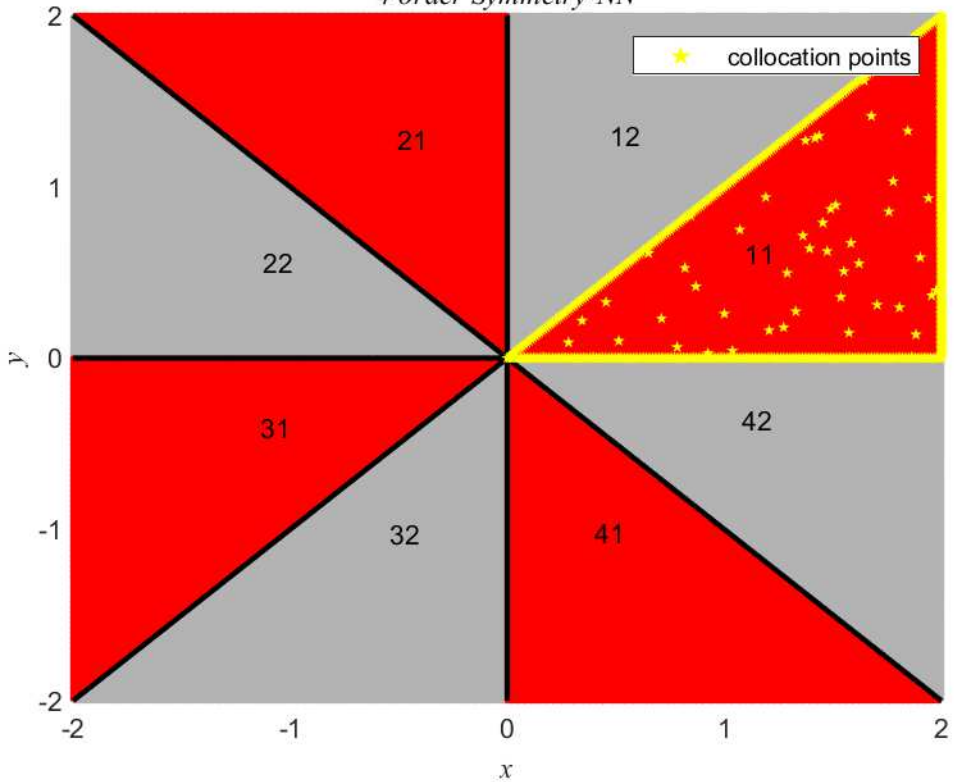


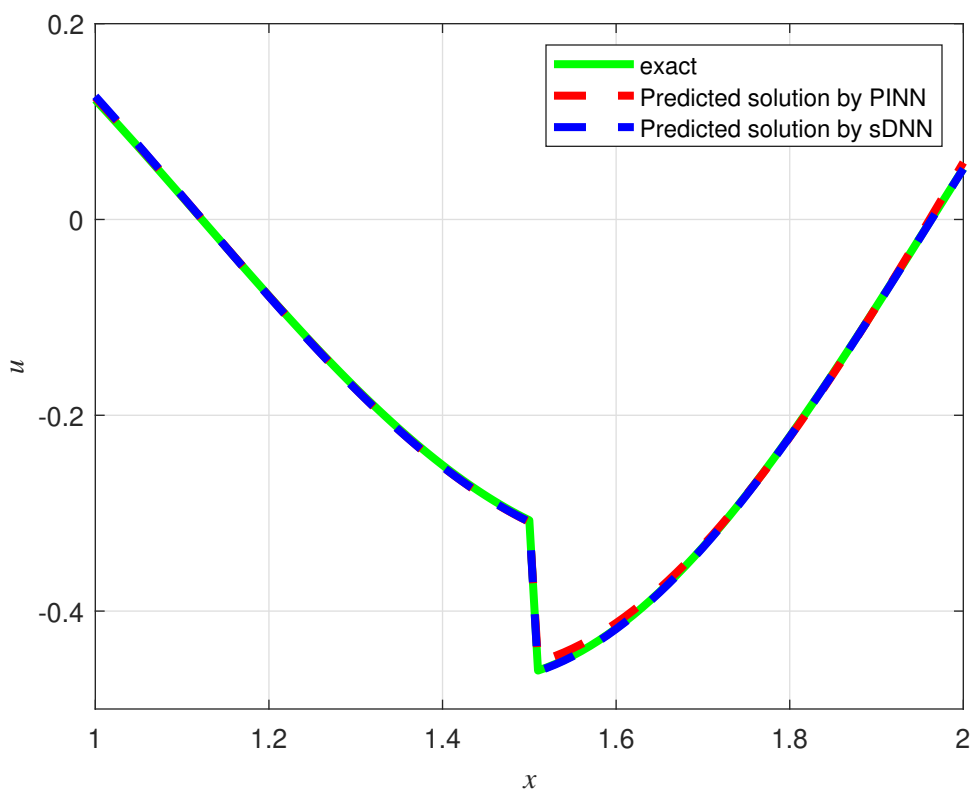


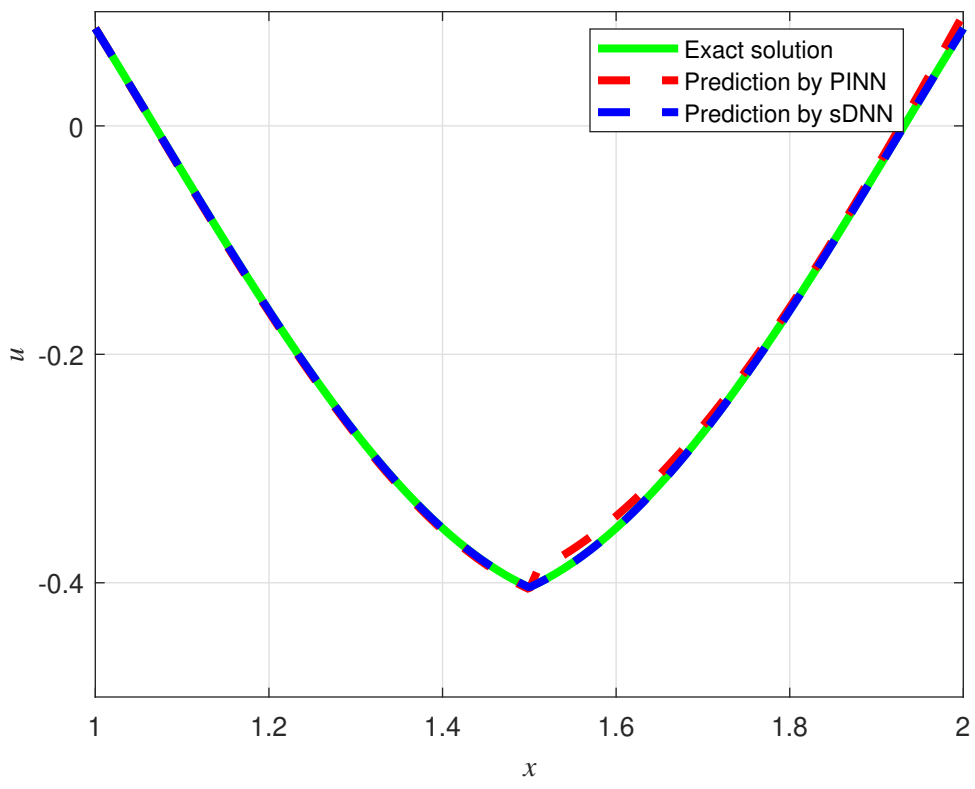




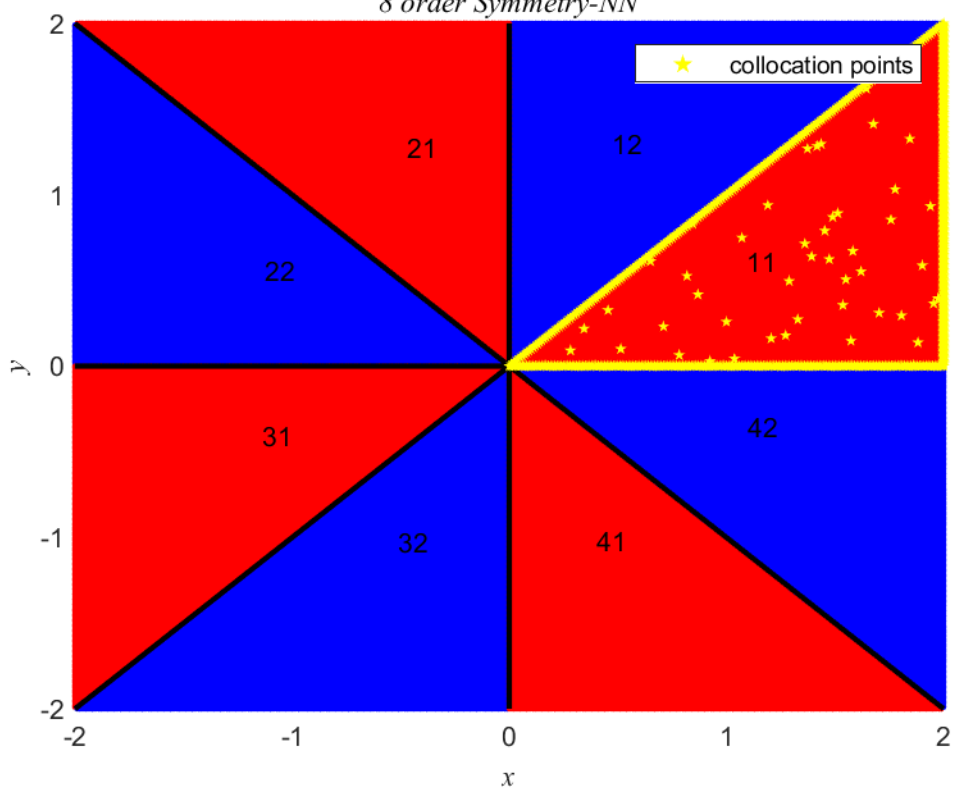
4 order Symmetry-NN

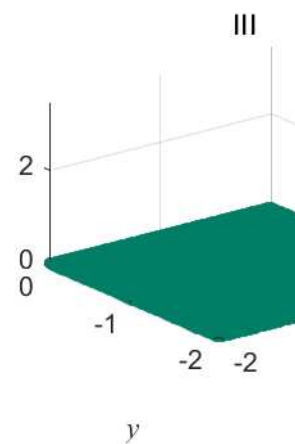
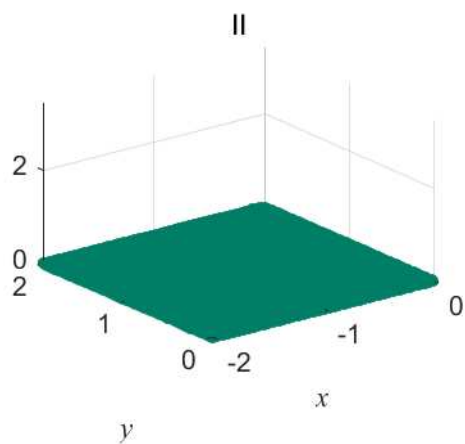
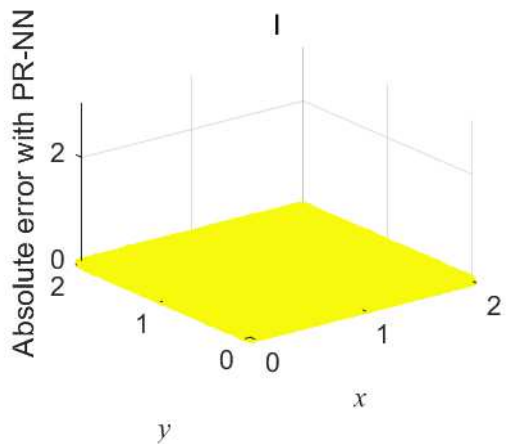



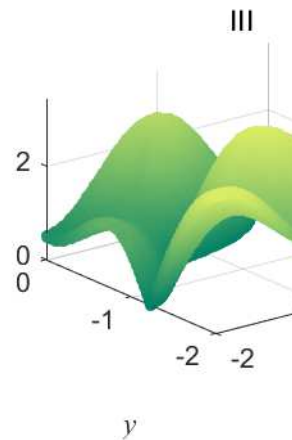
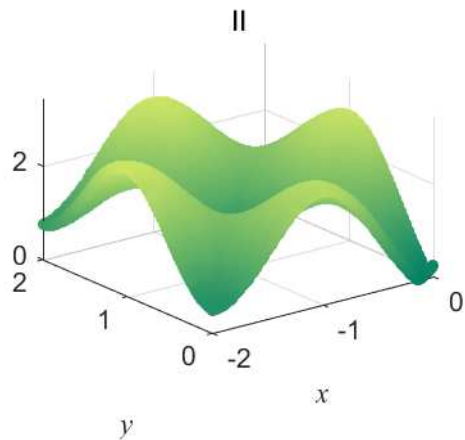
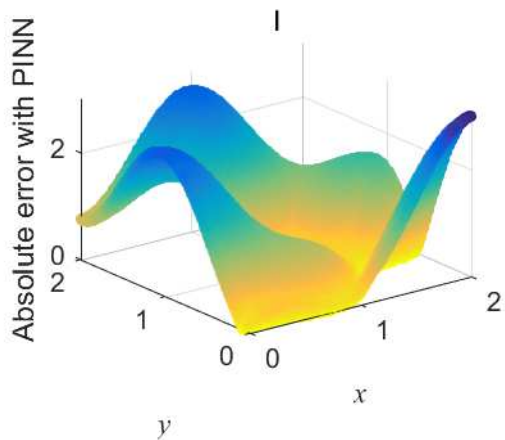



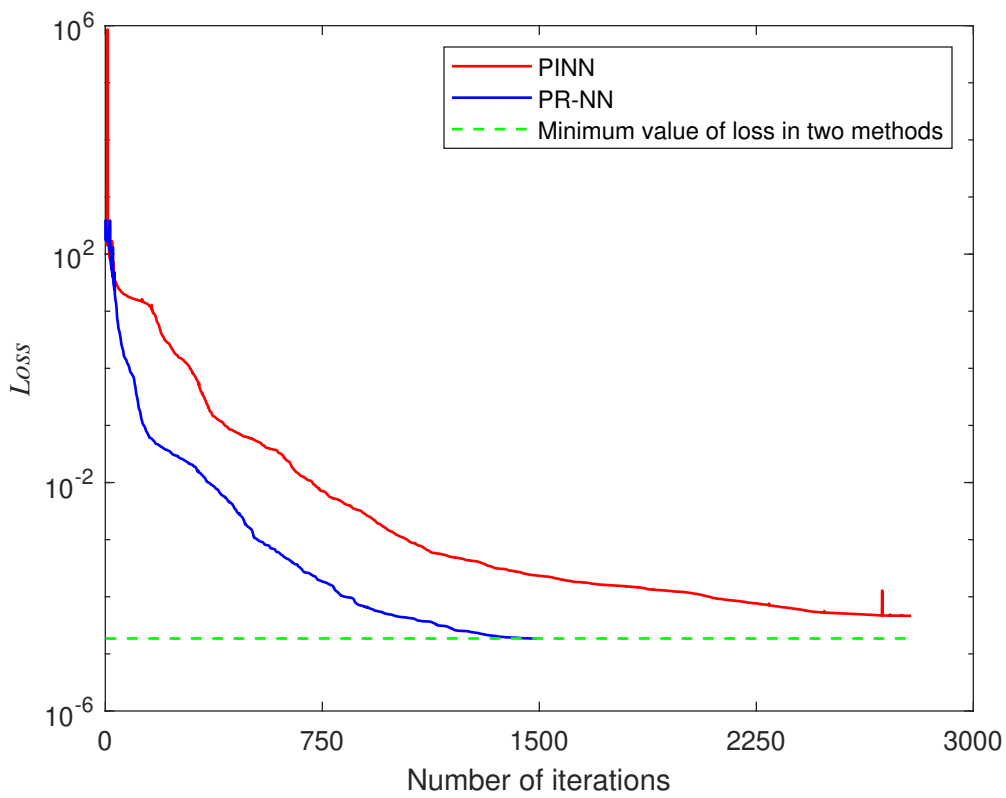


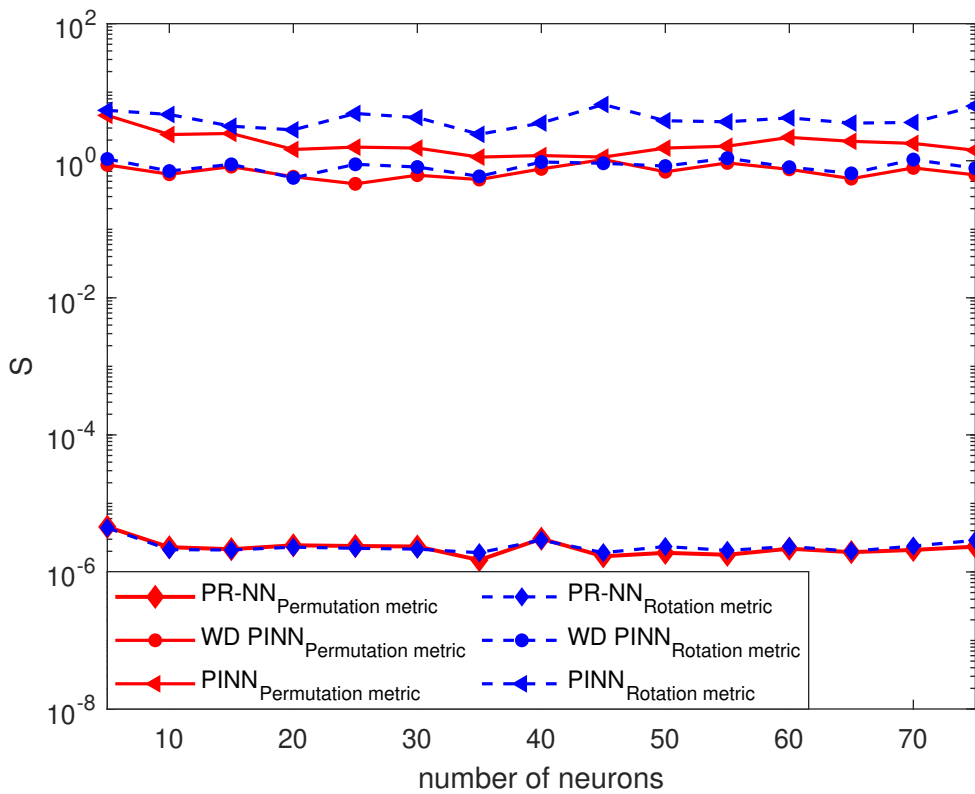
8 order Symmetry-NN

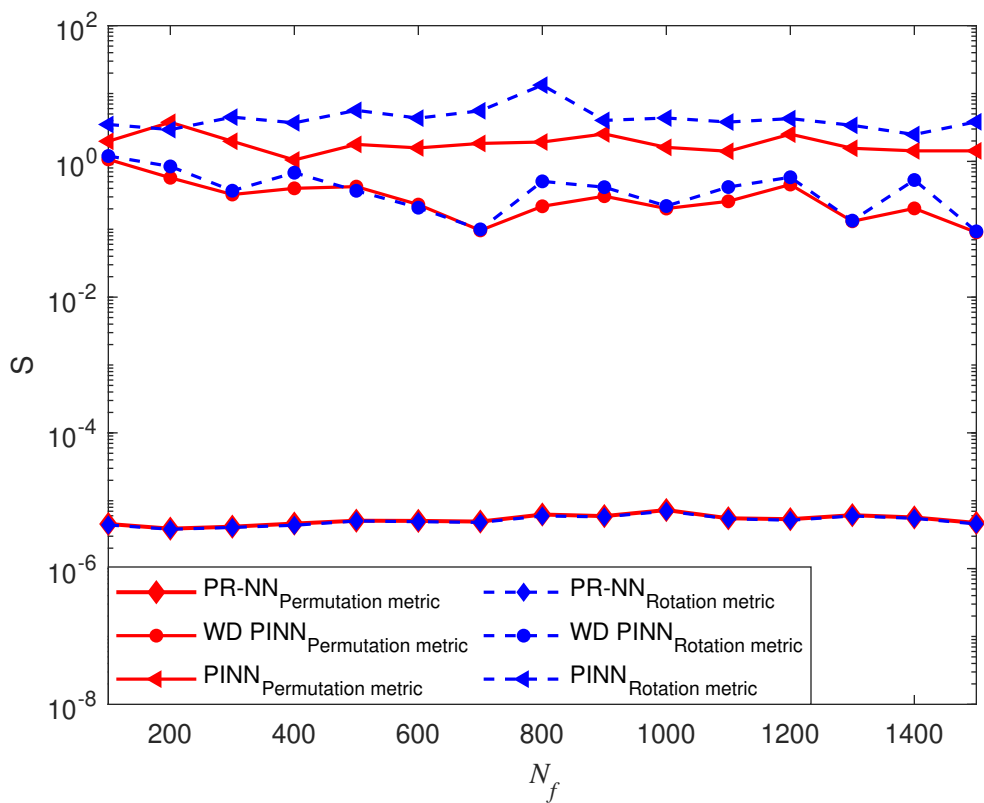


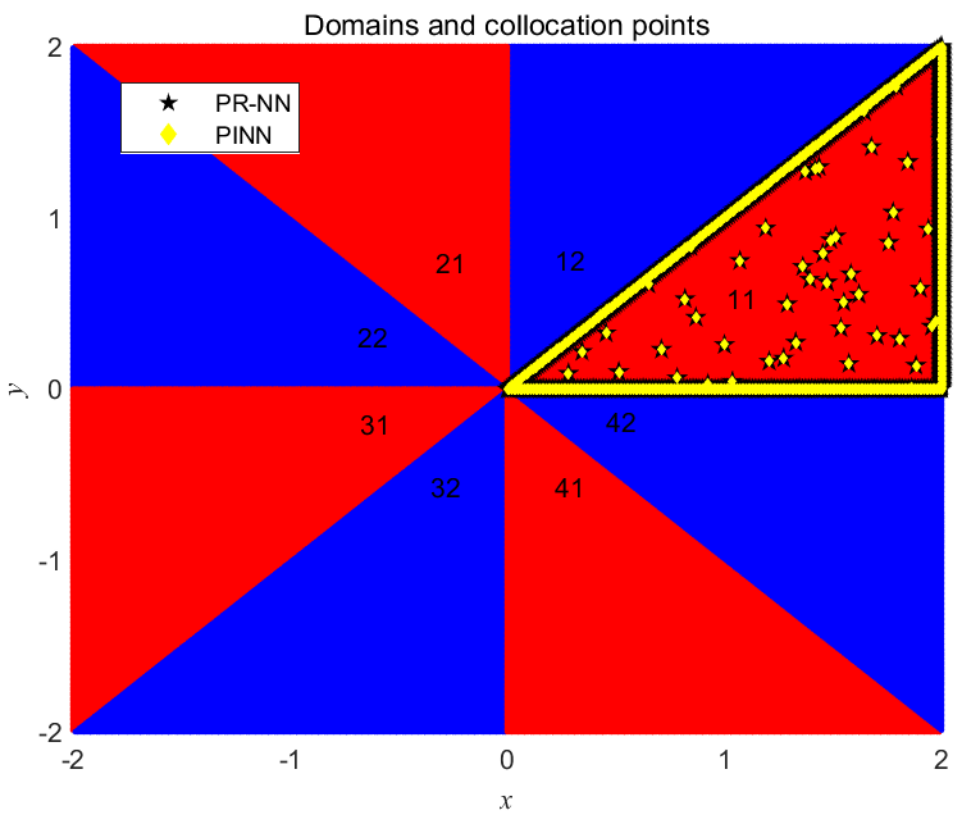


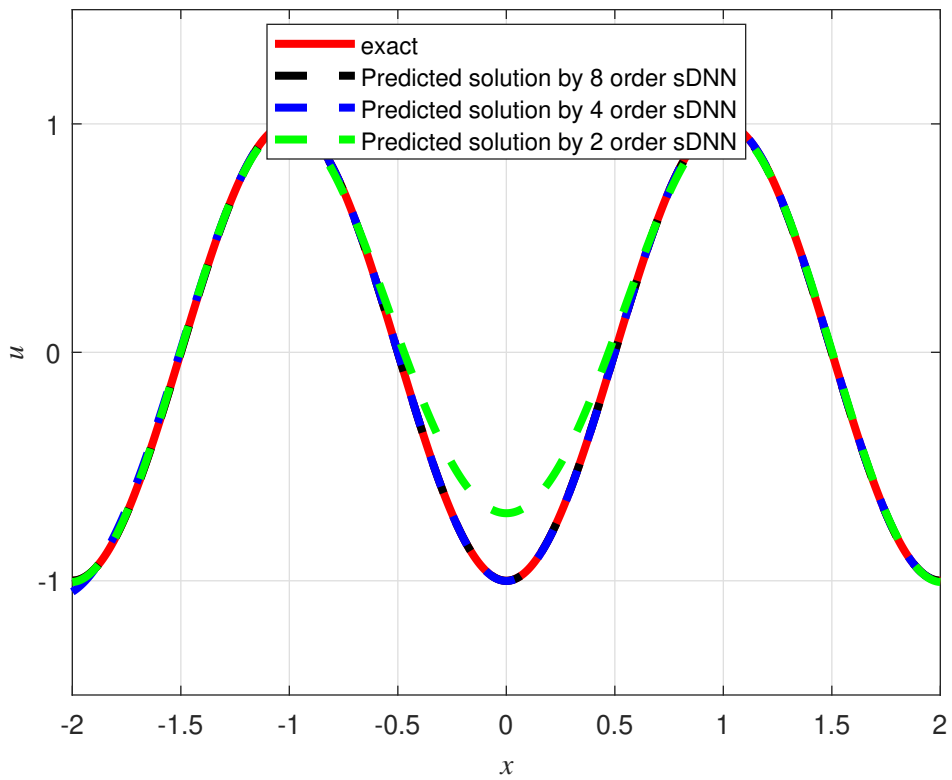


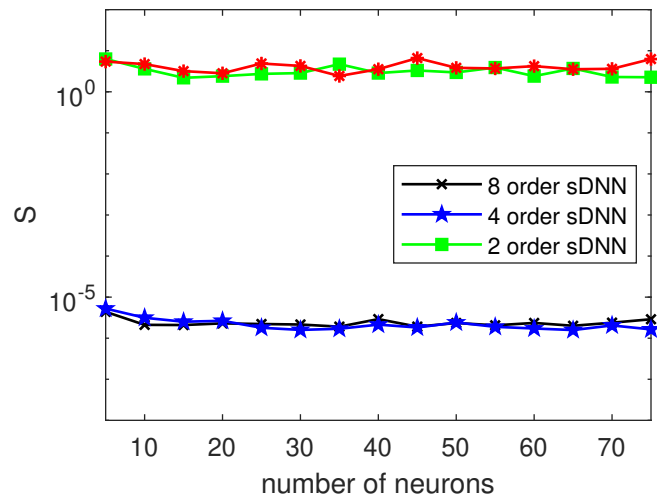
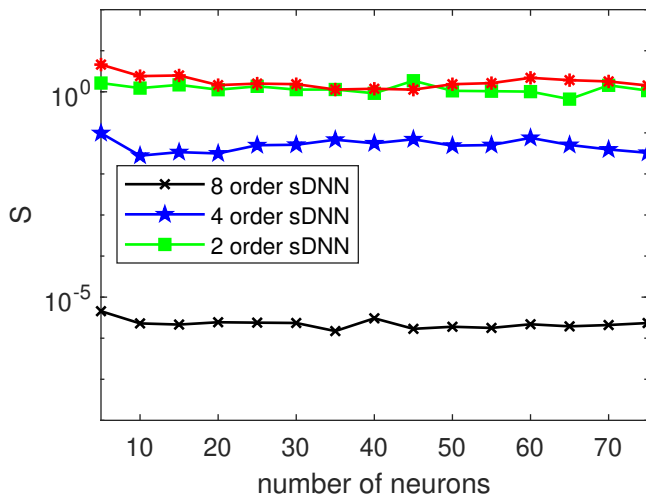


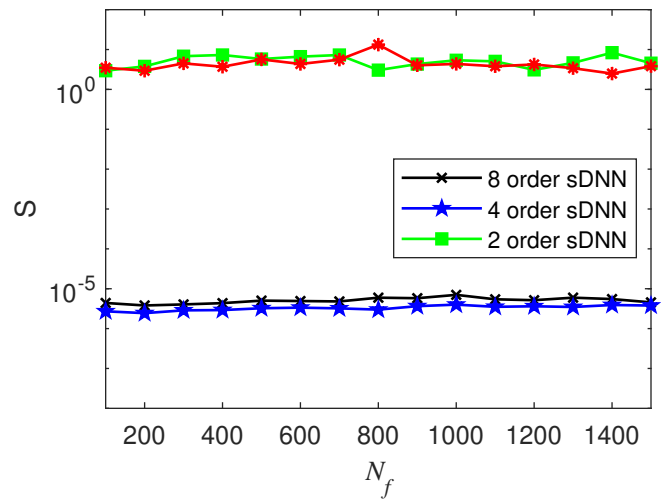
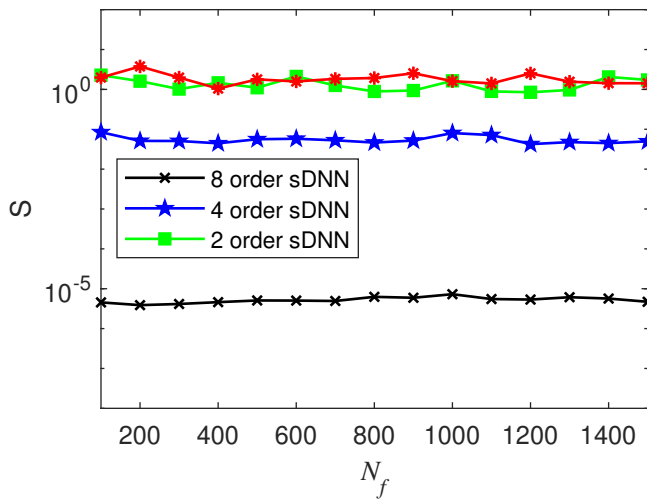


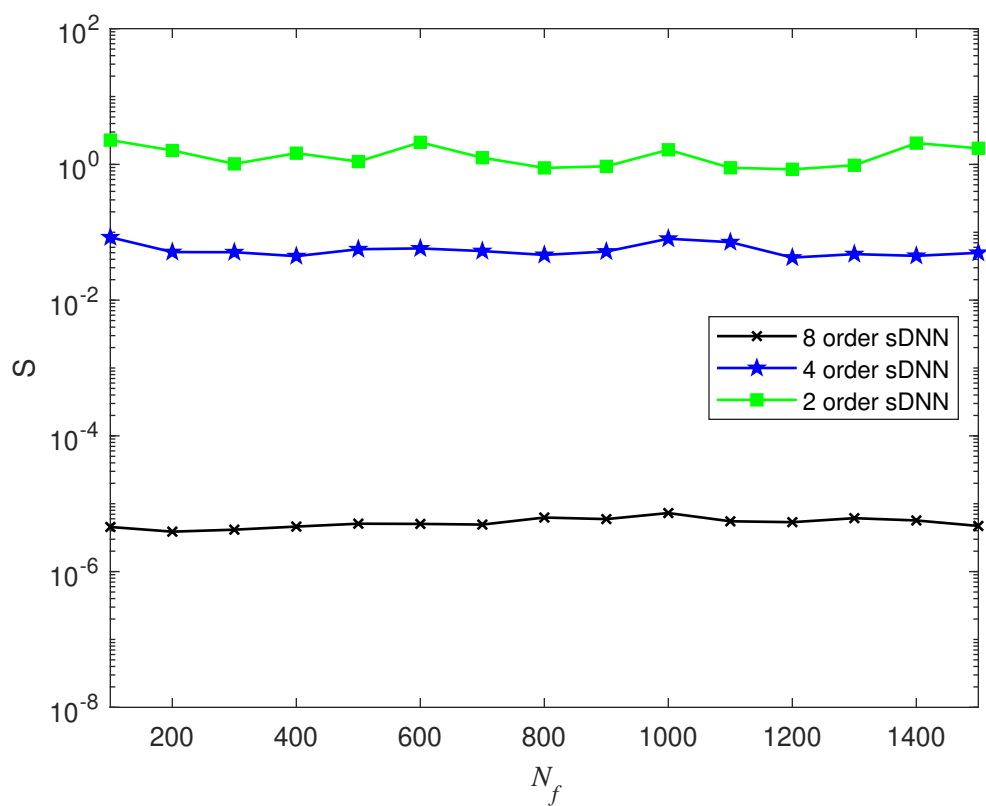


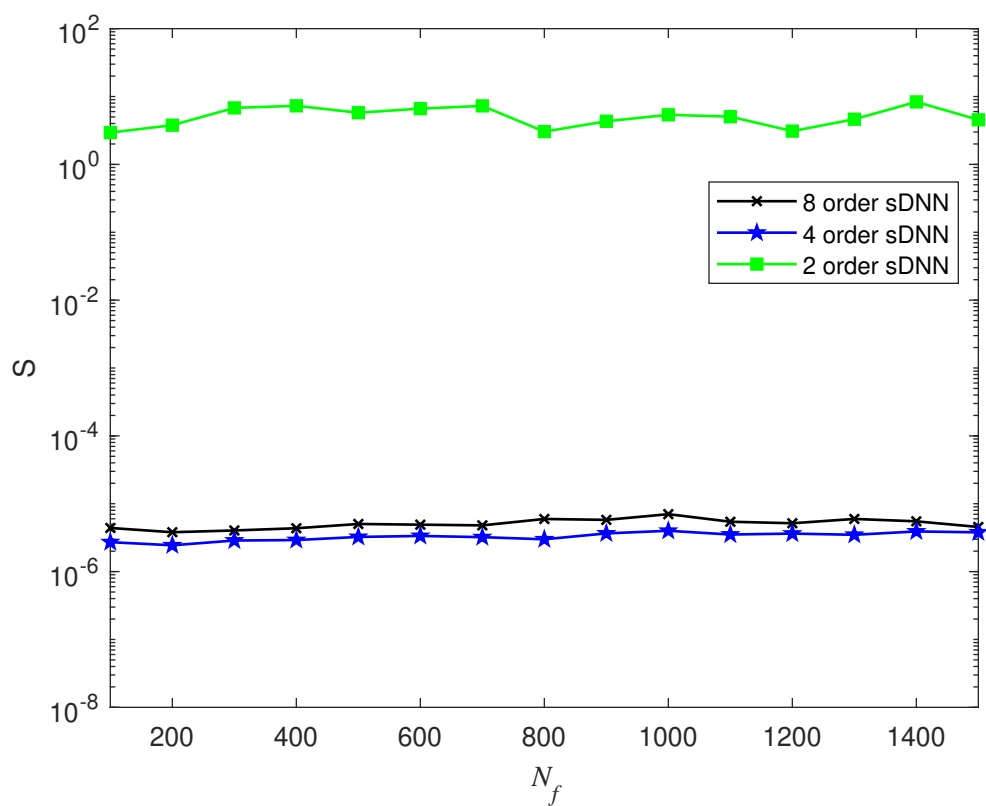


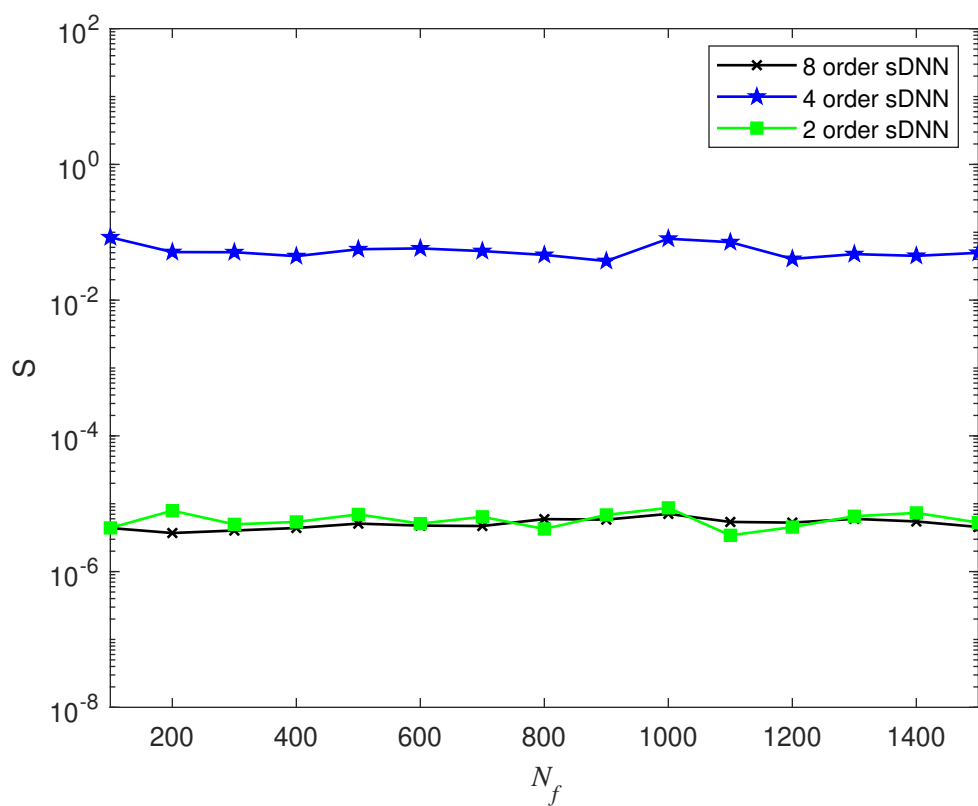




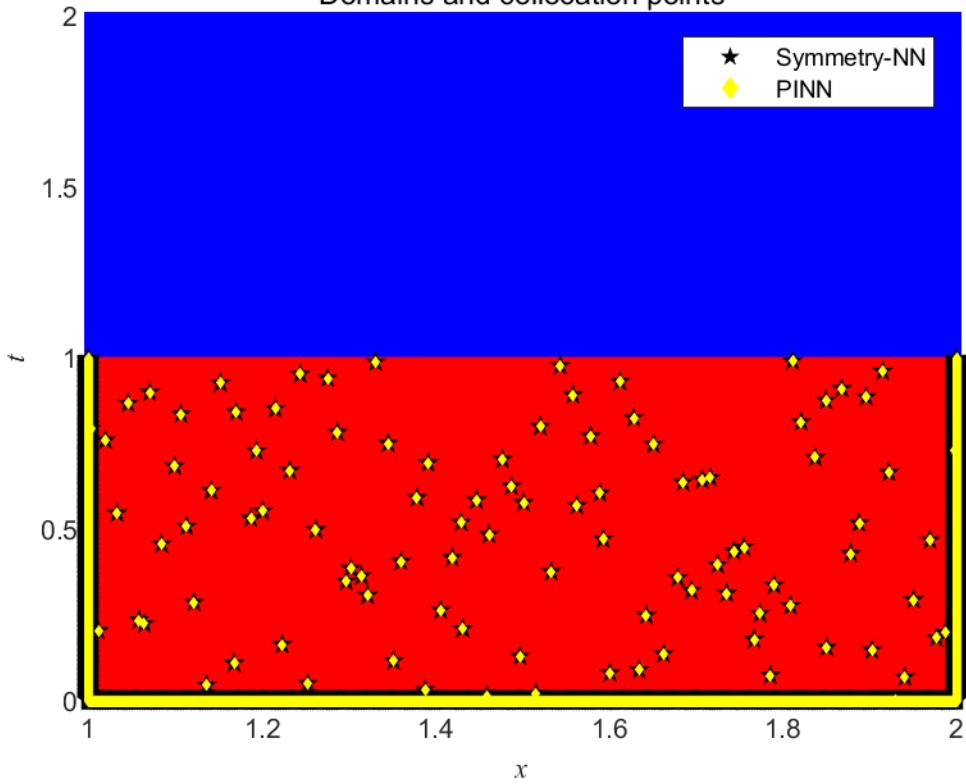


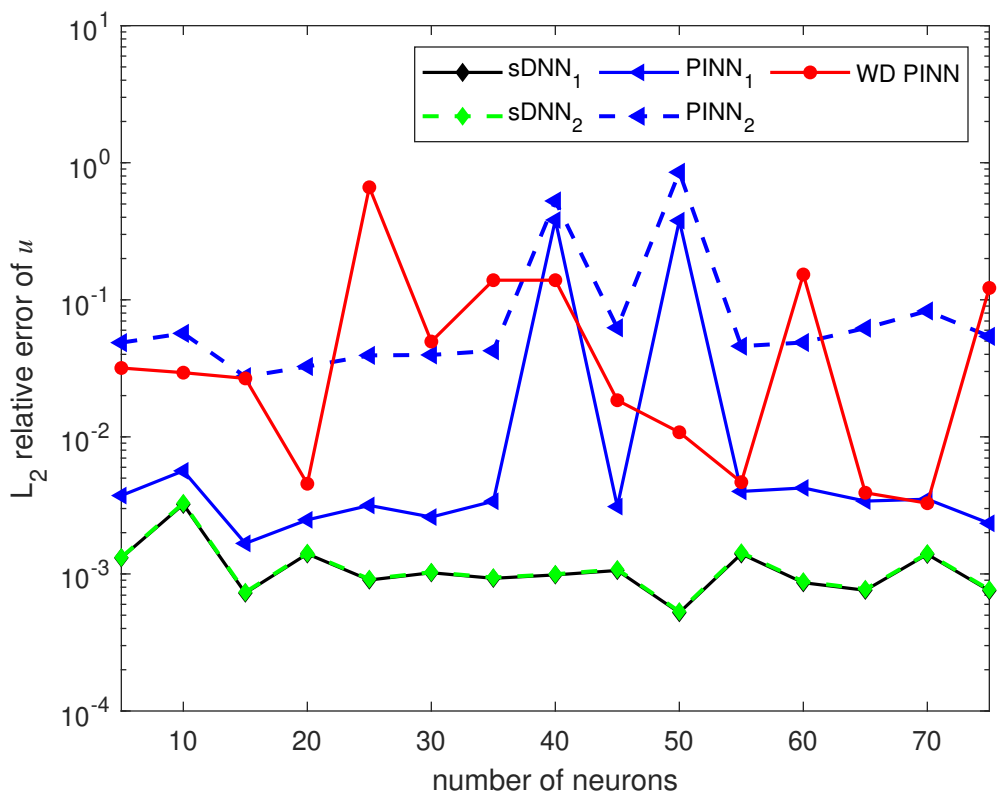


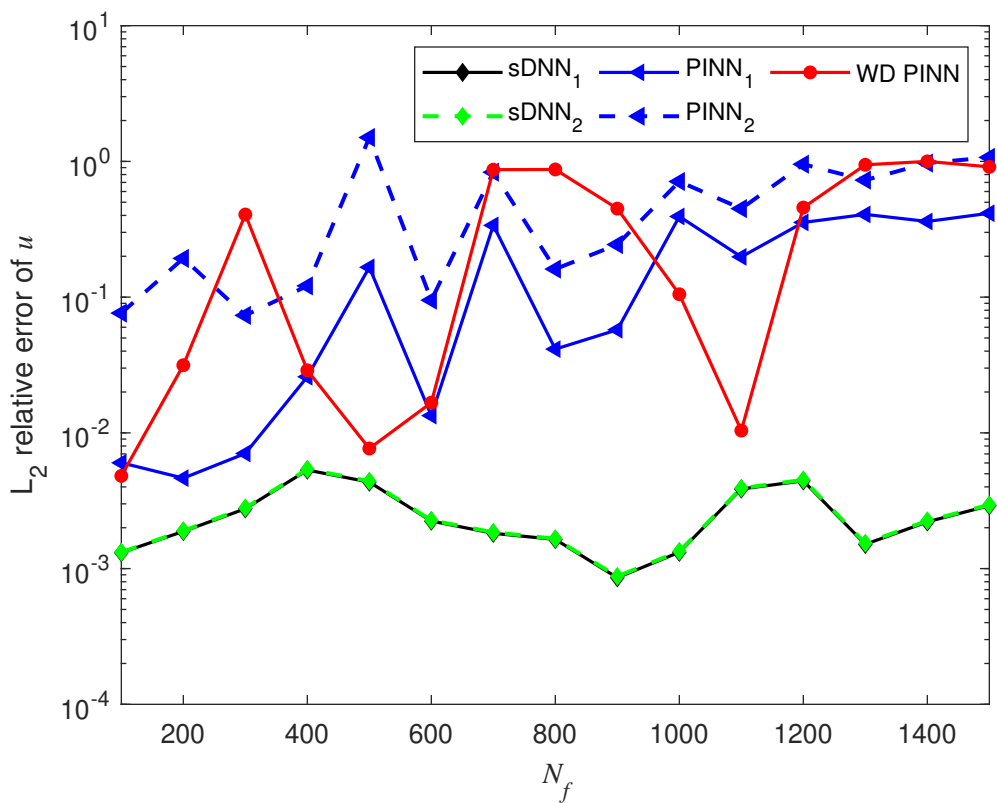


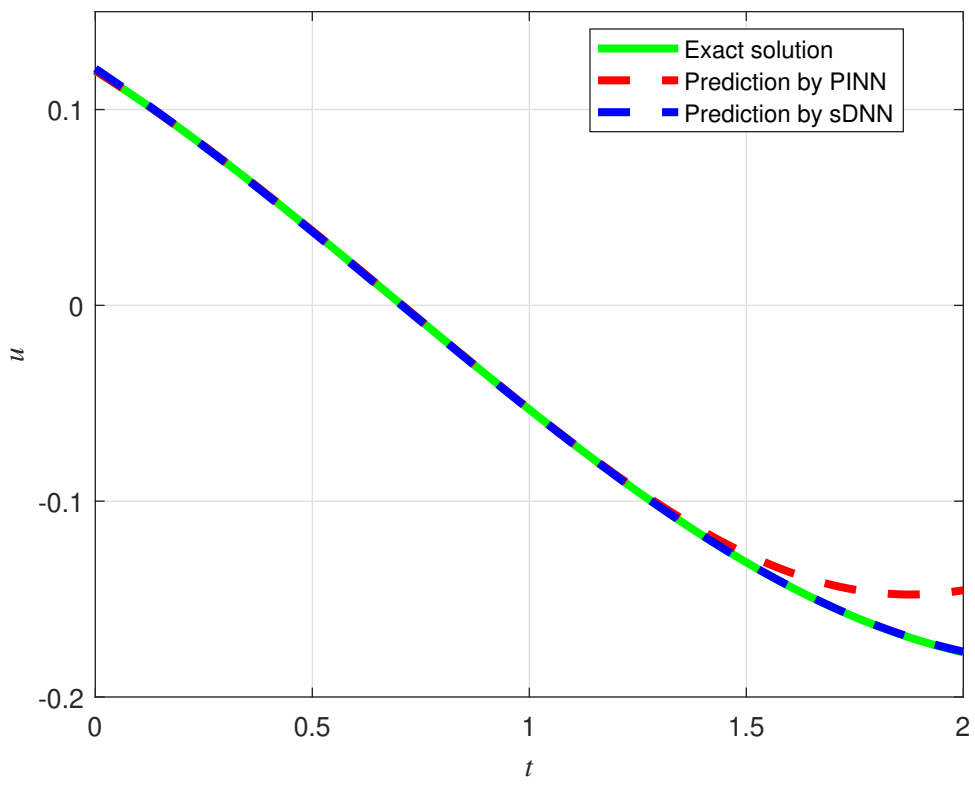


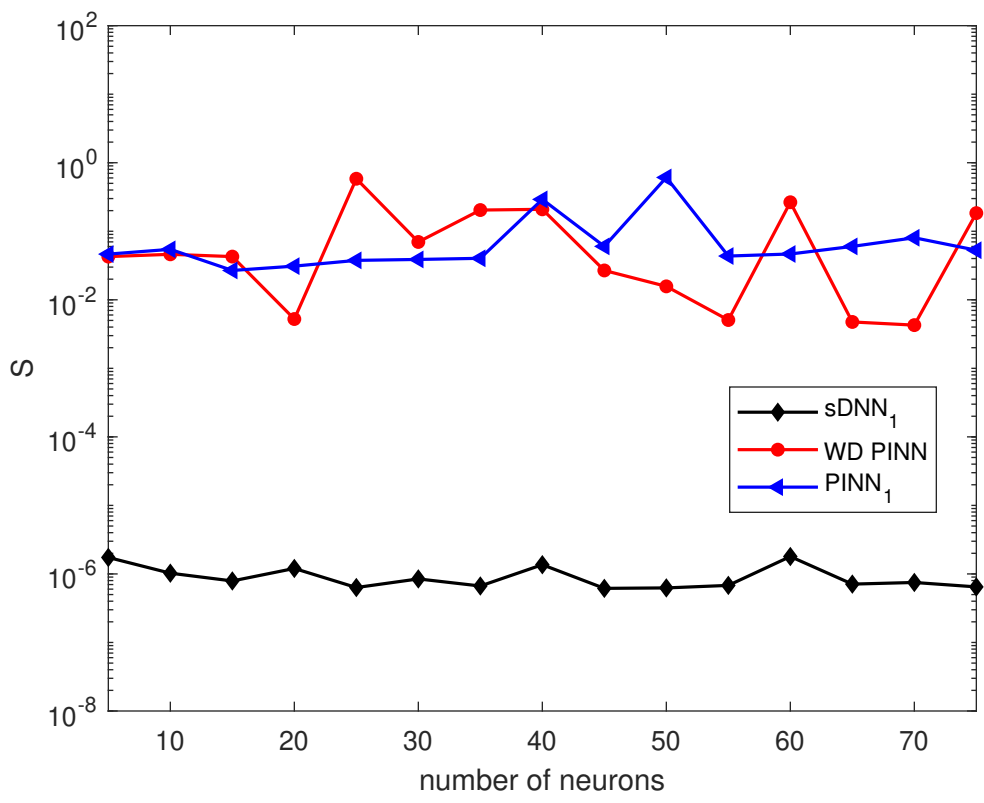
Domains and collocation points

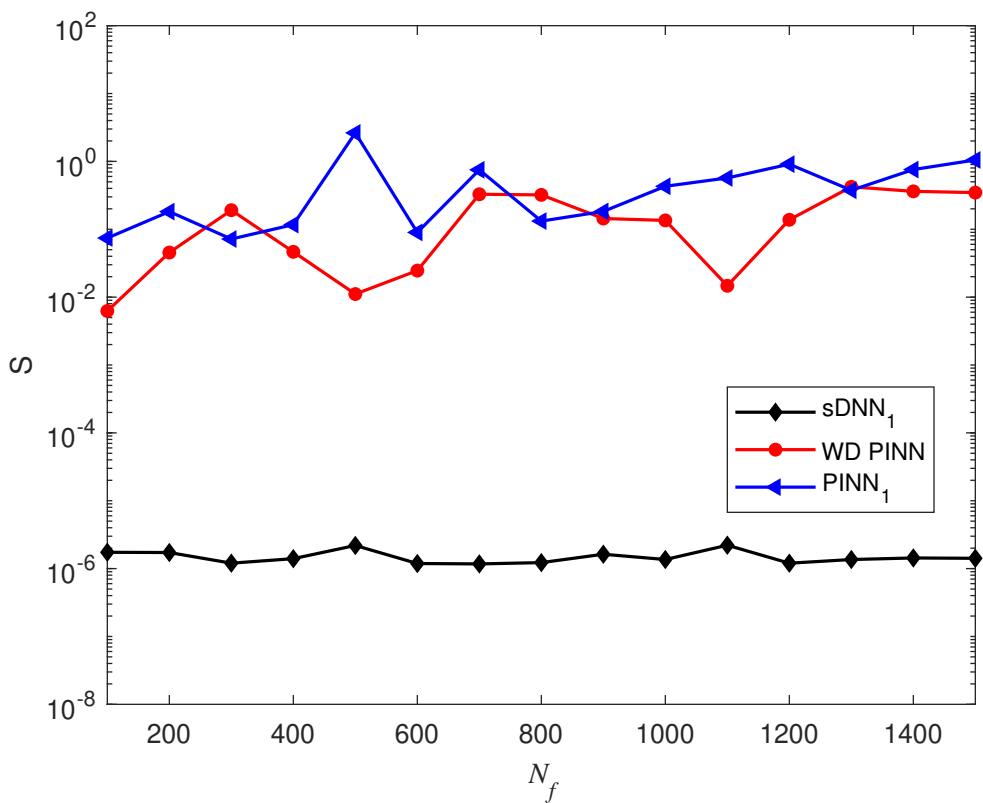




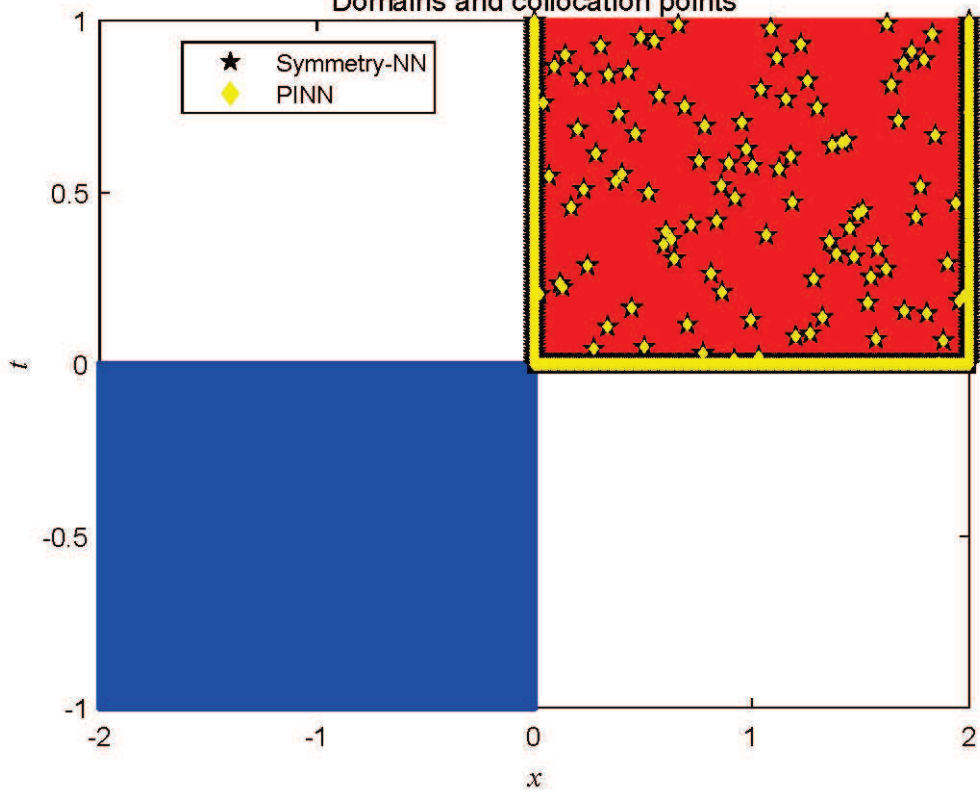


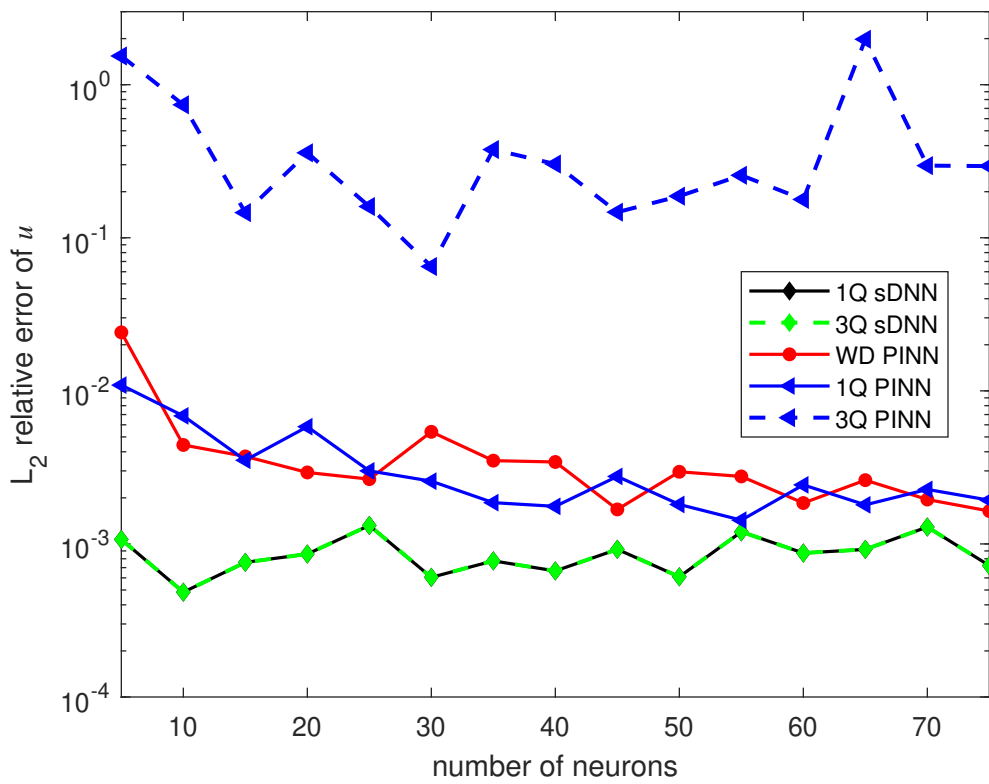


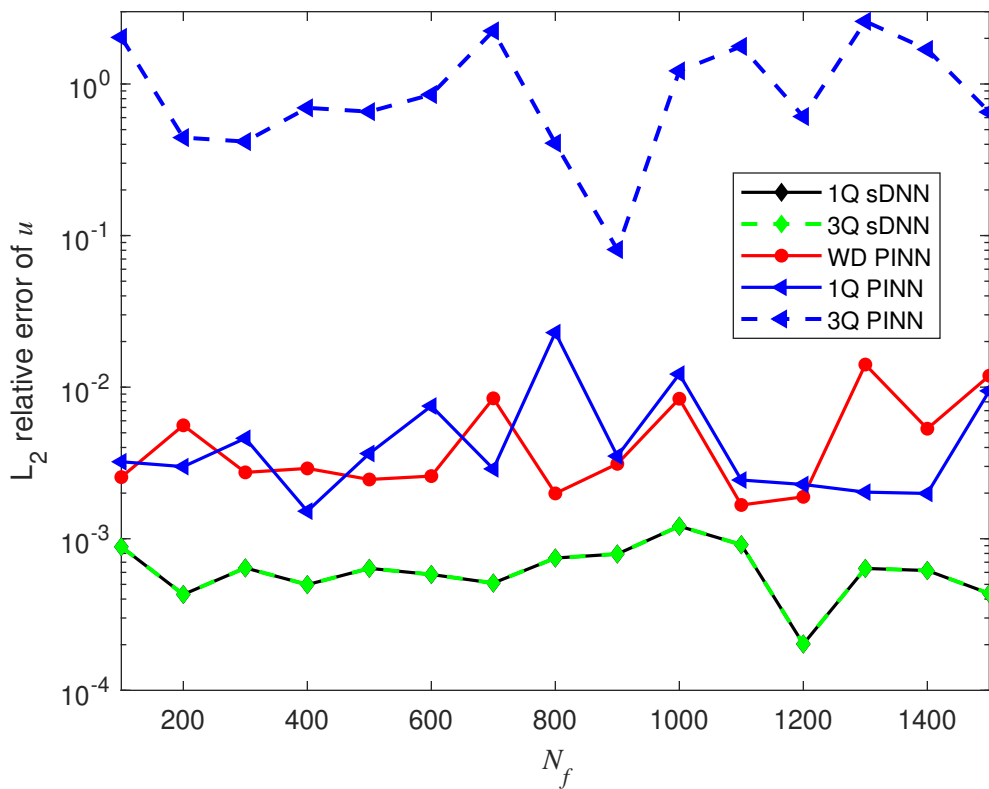


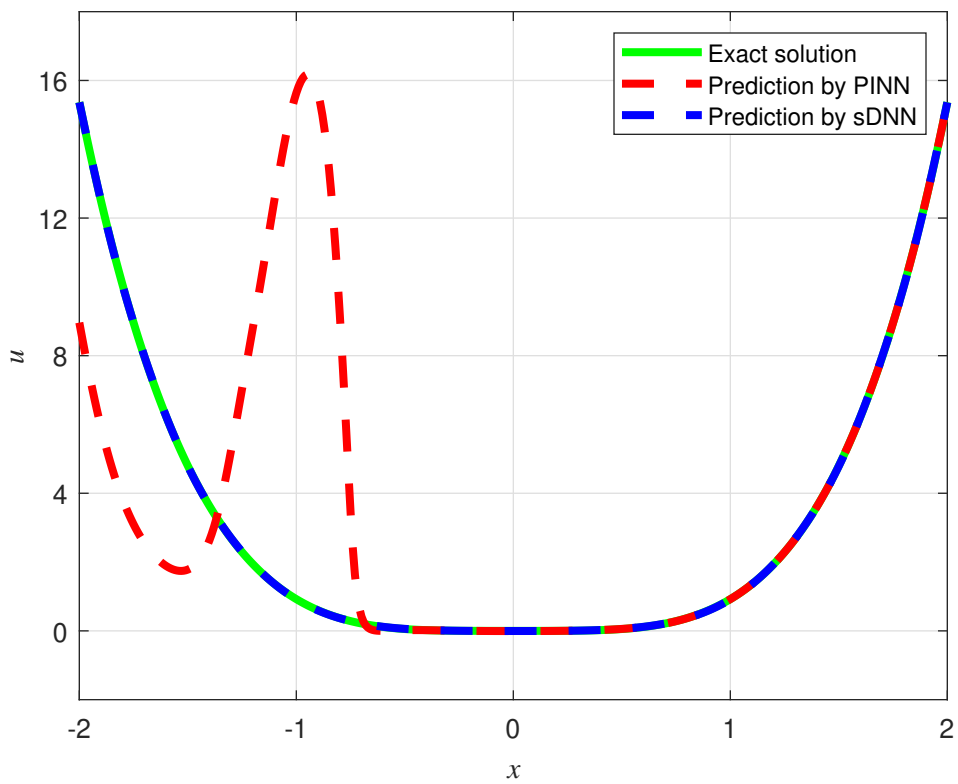


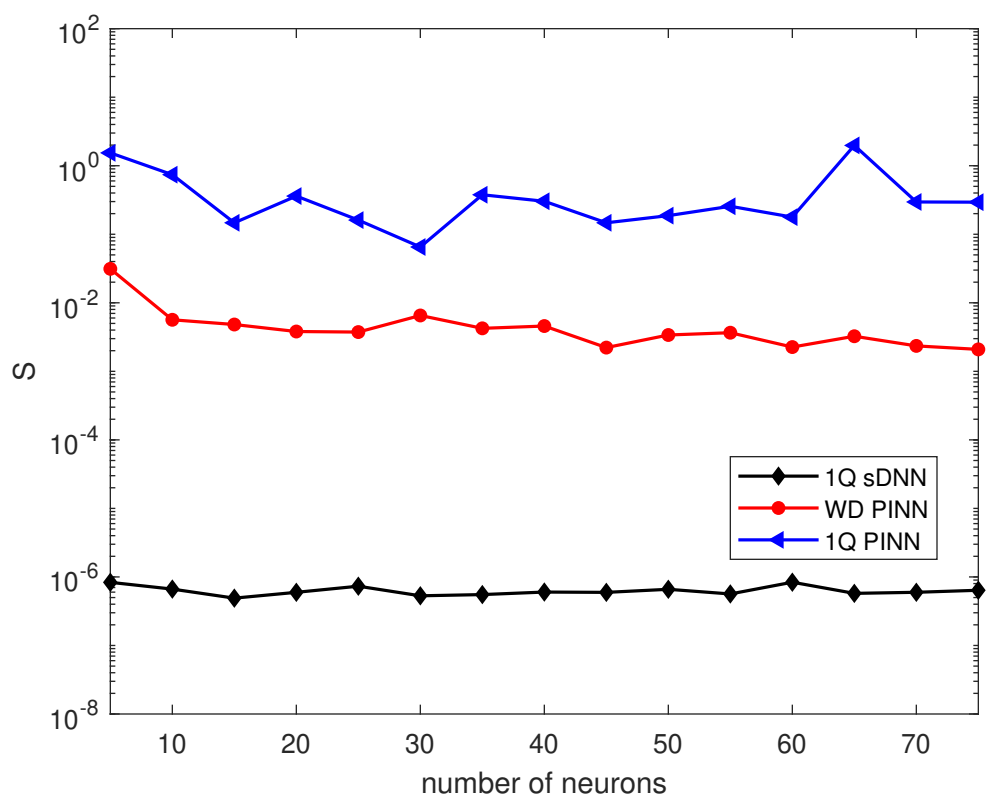
Domains and collocation points

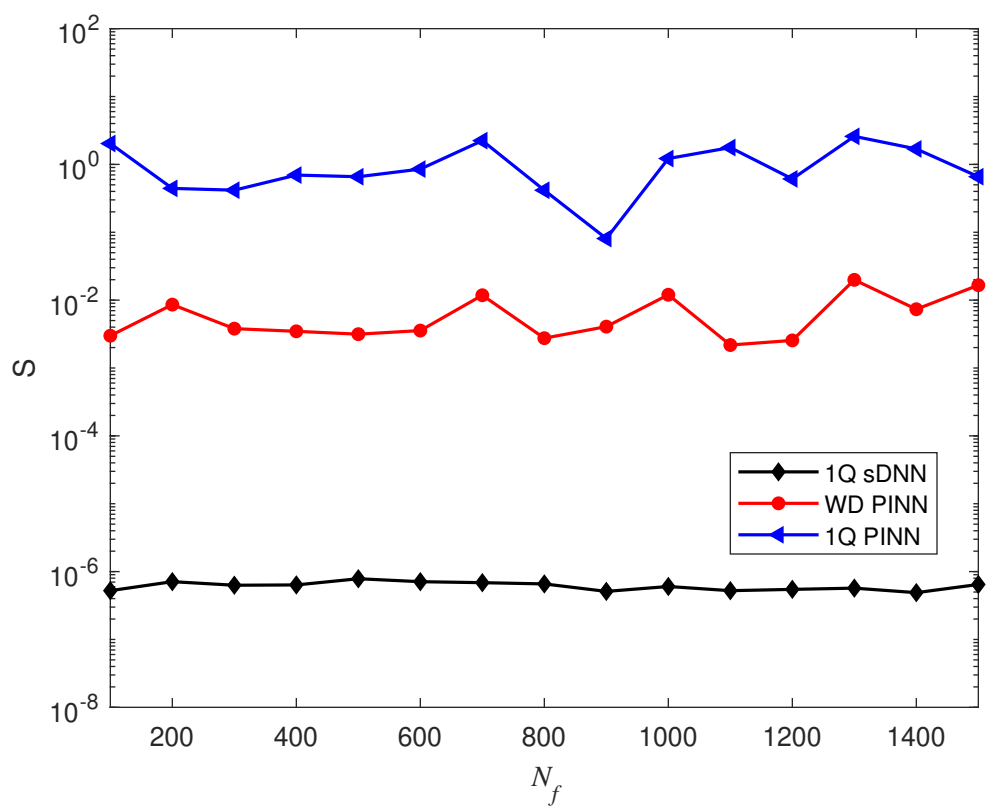


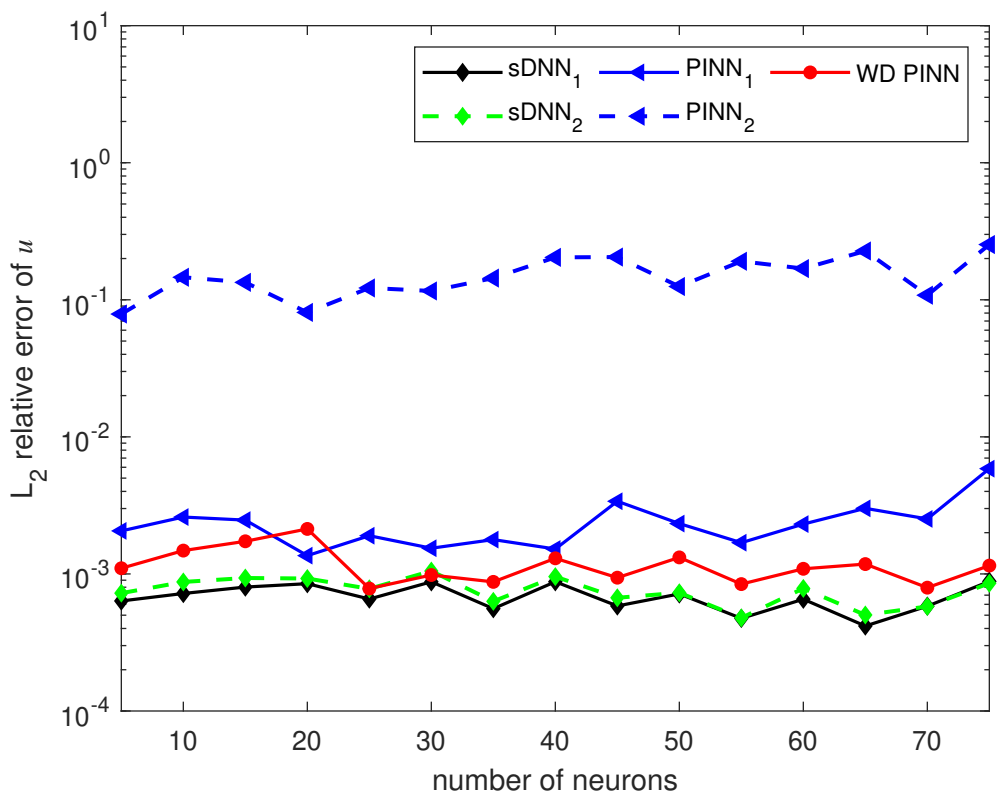


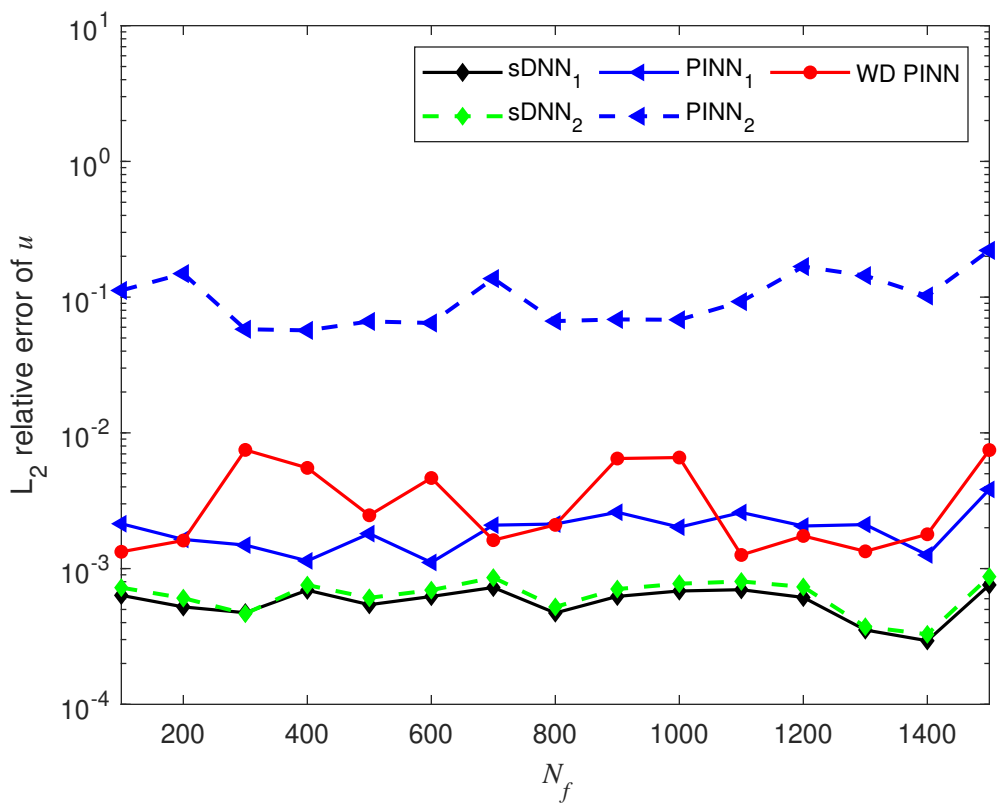


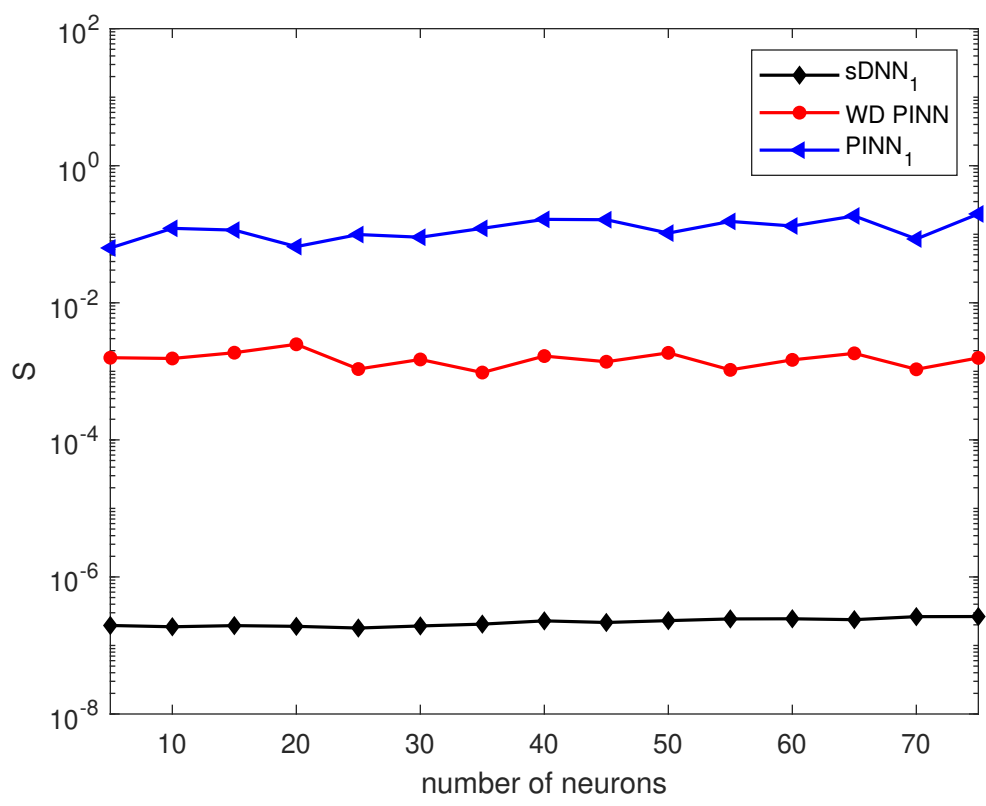


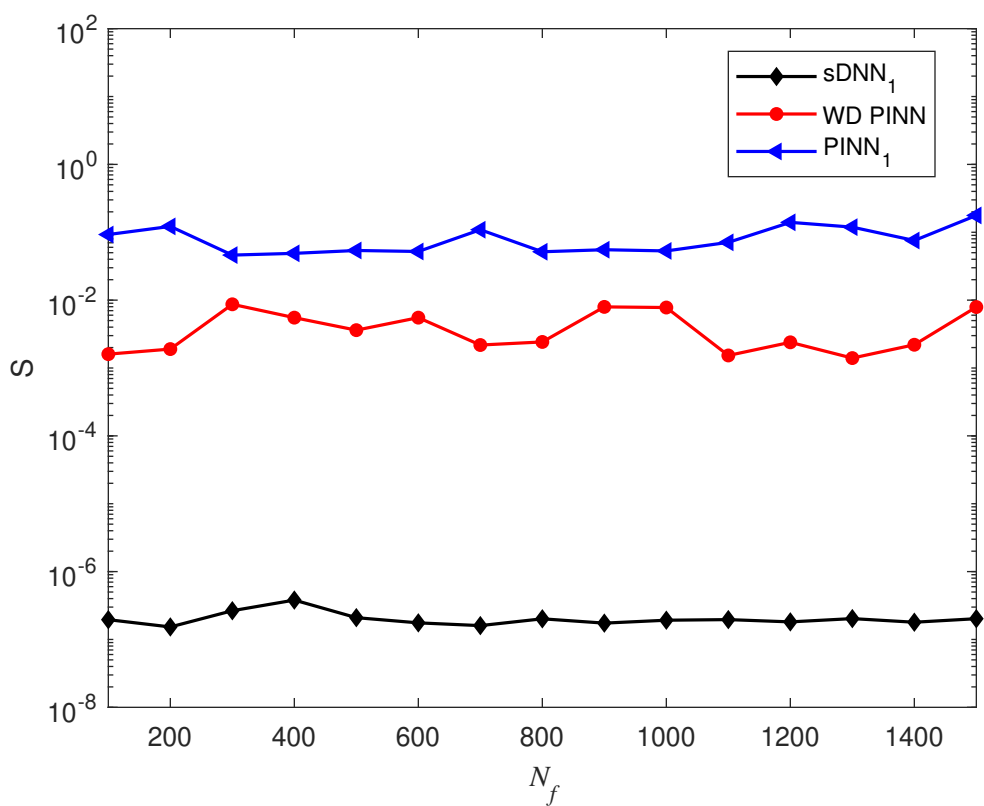




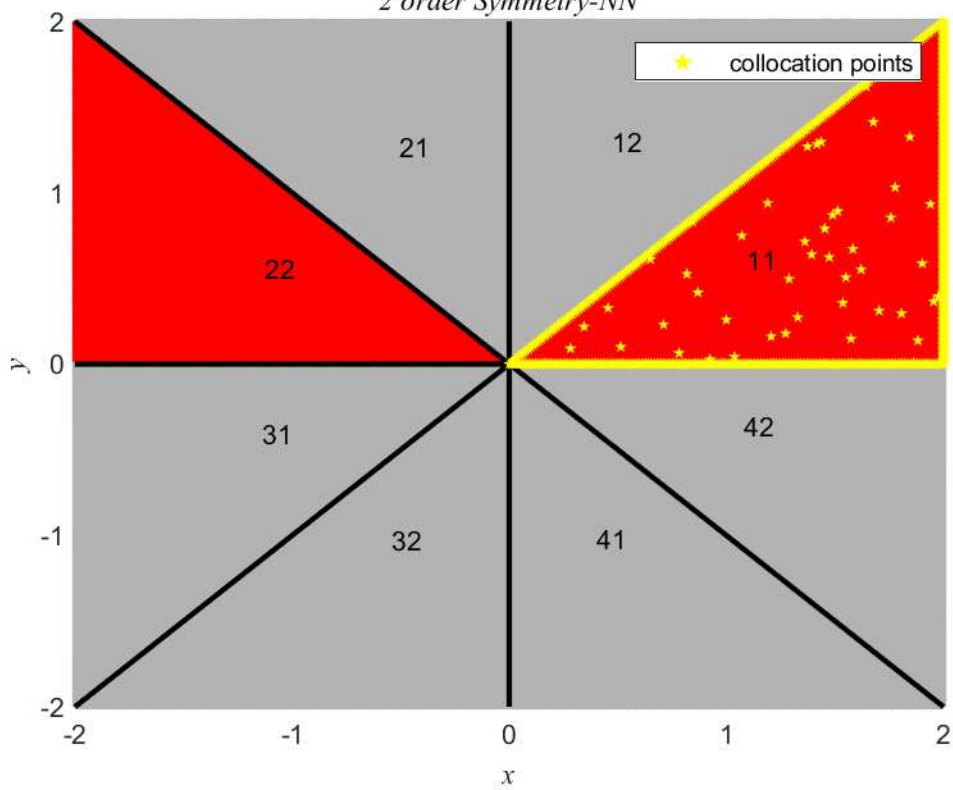


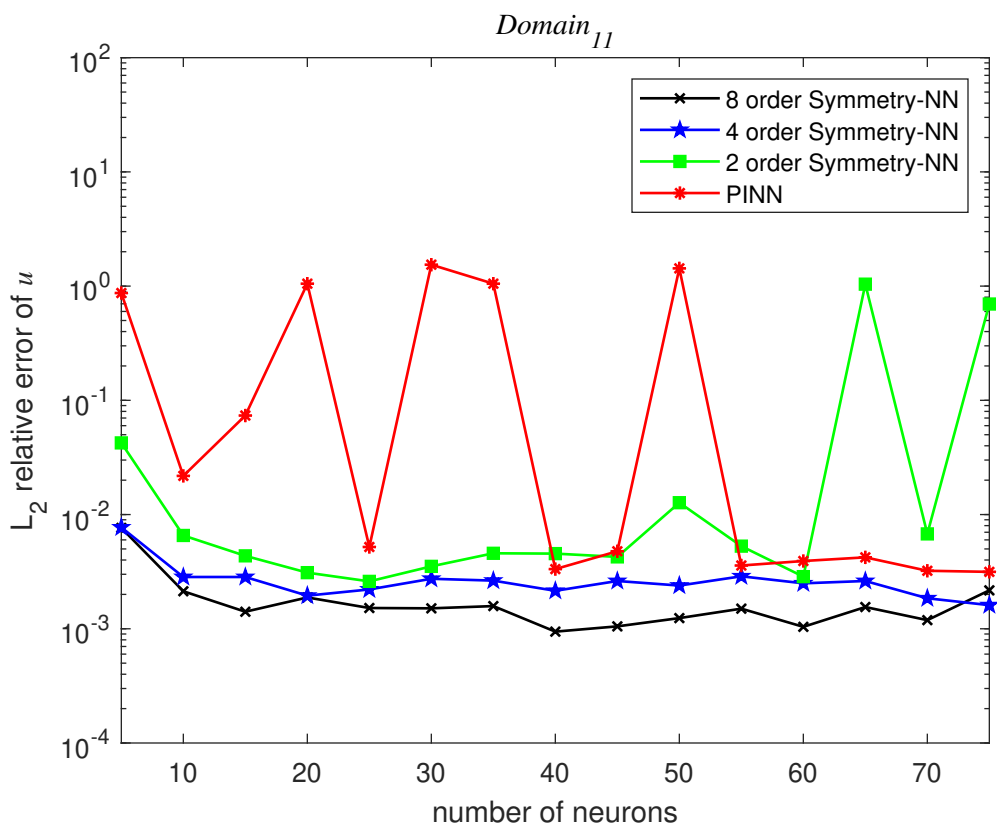


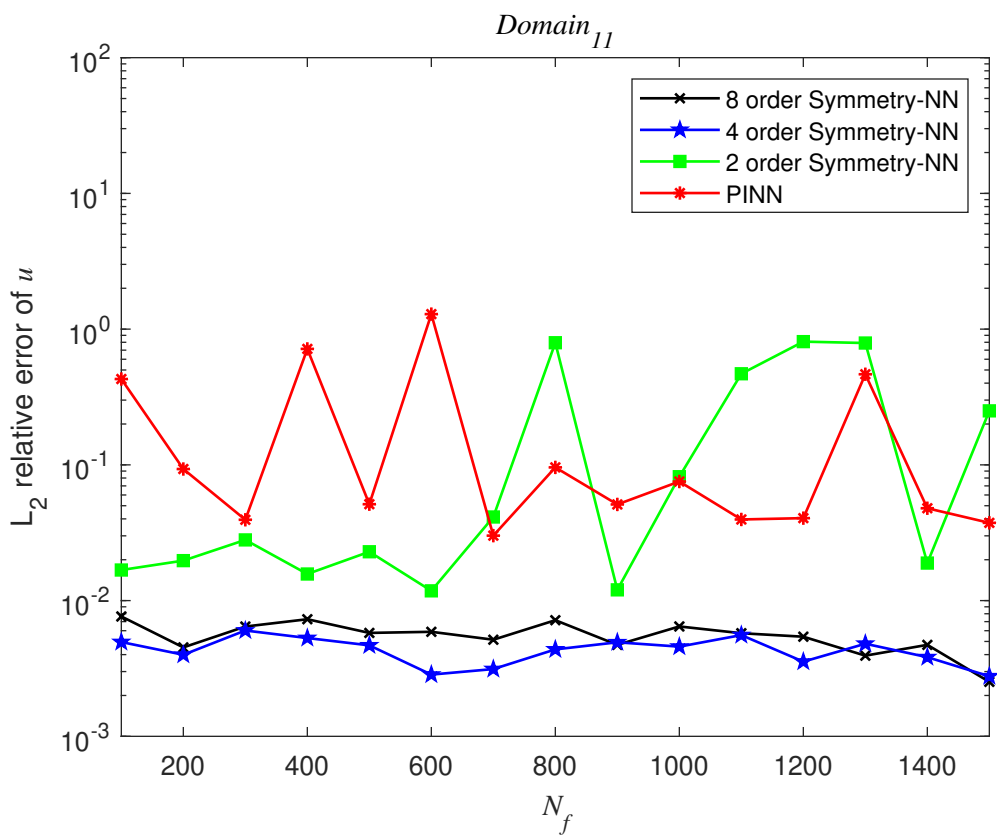


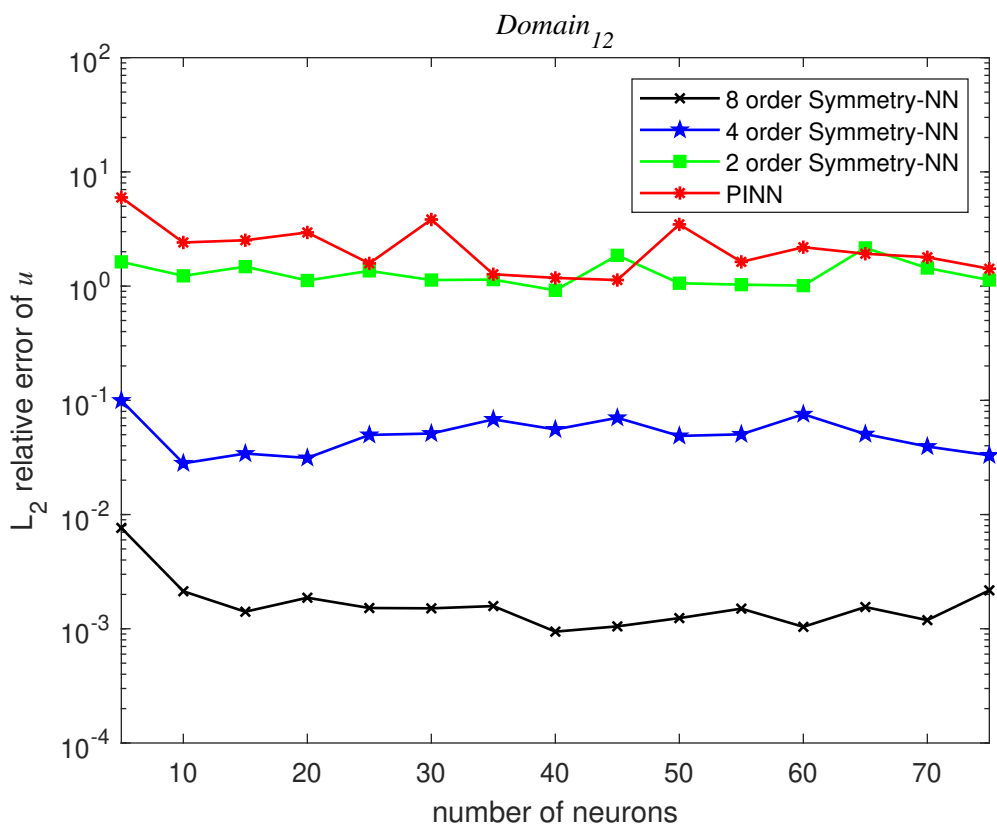


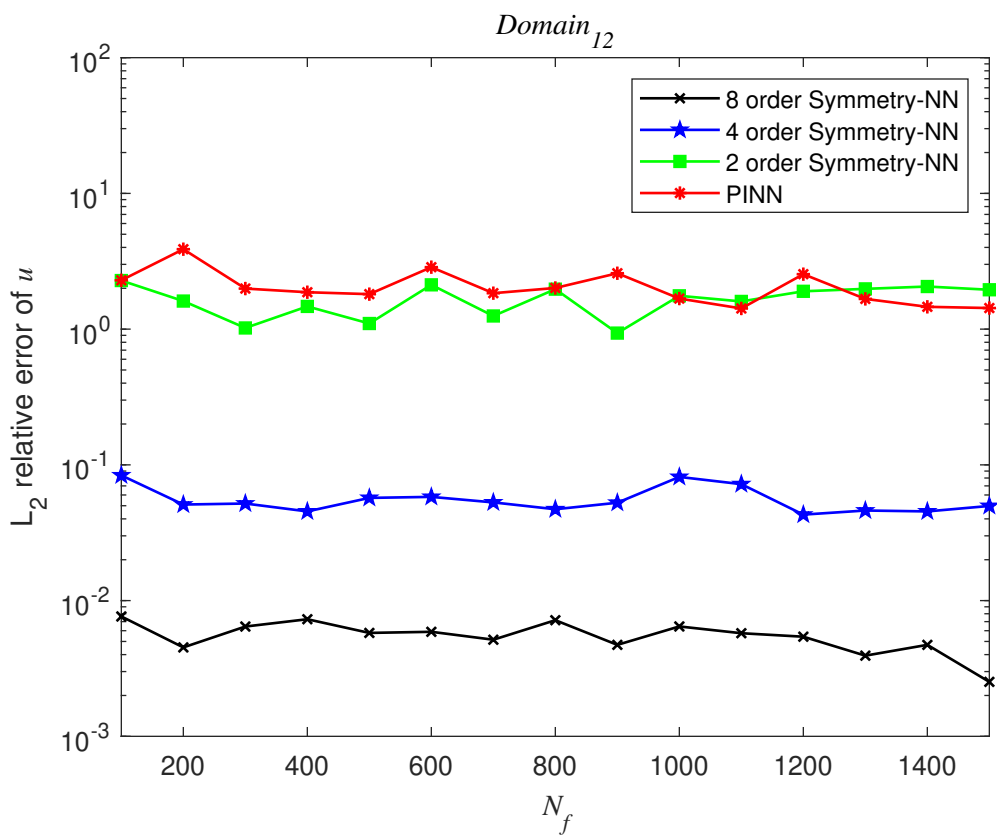
2 order Symmetry-NN



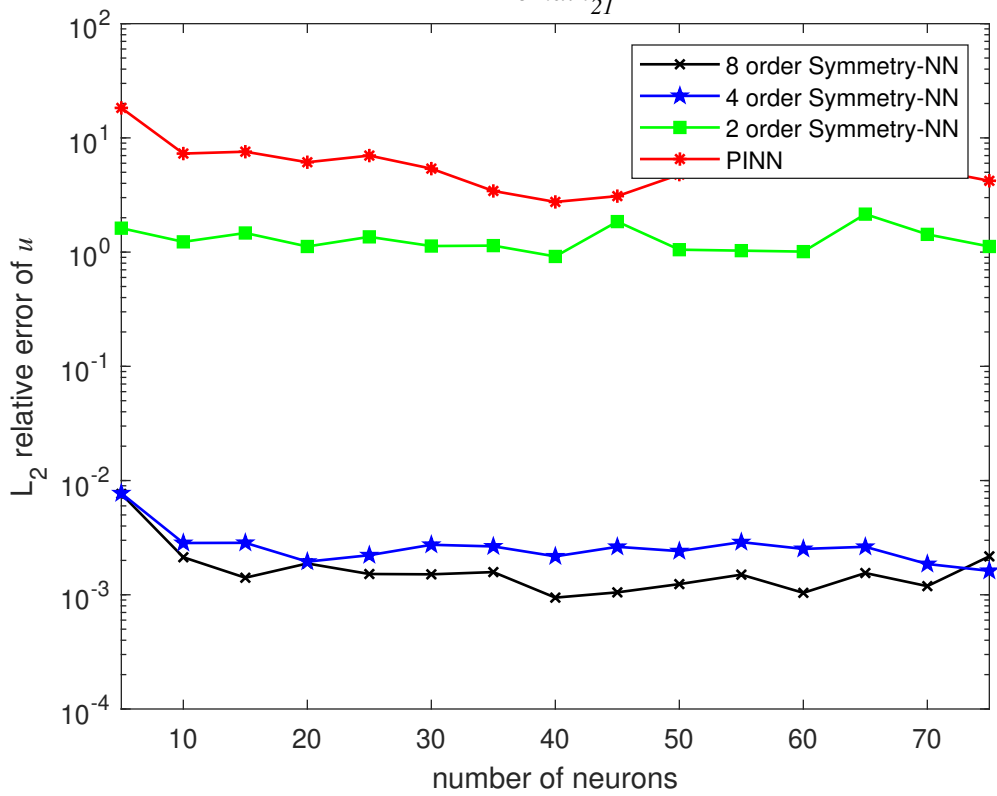


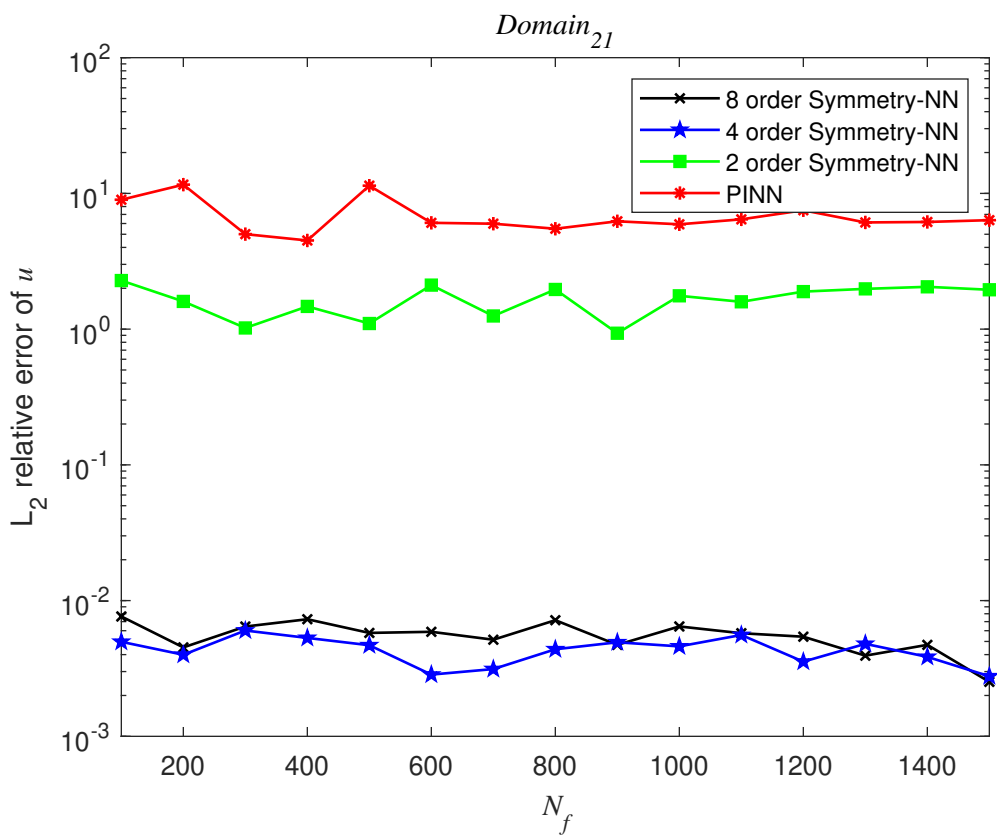


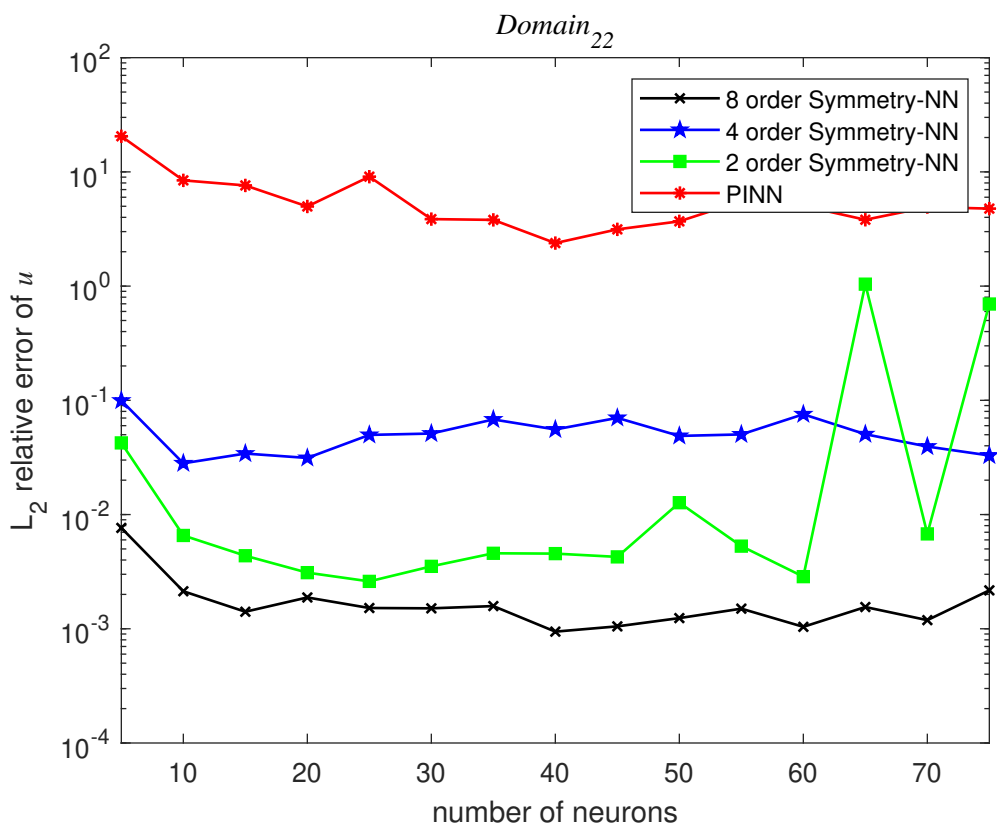


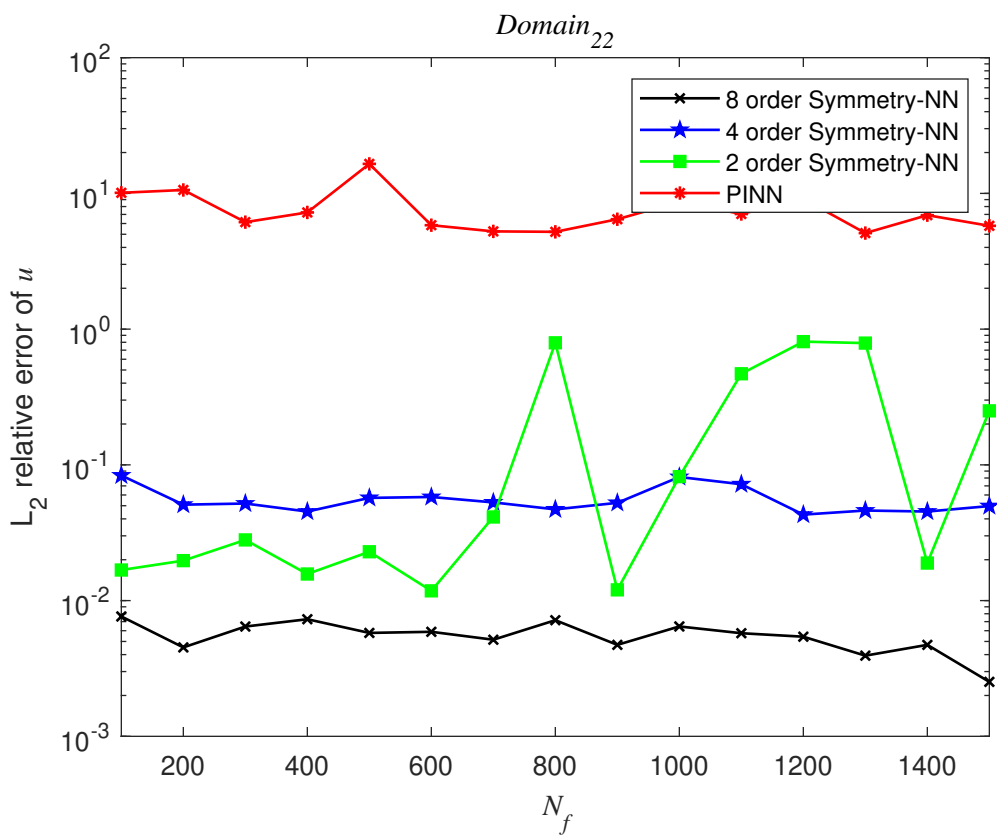


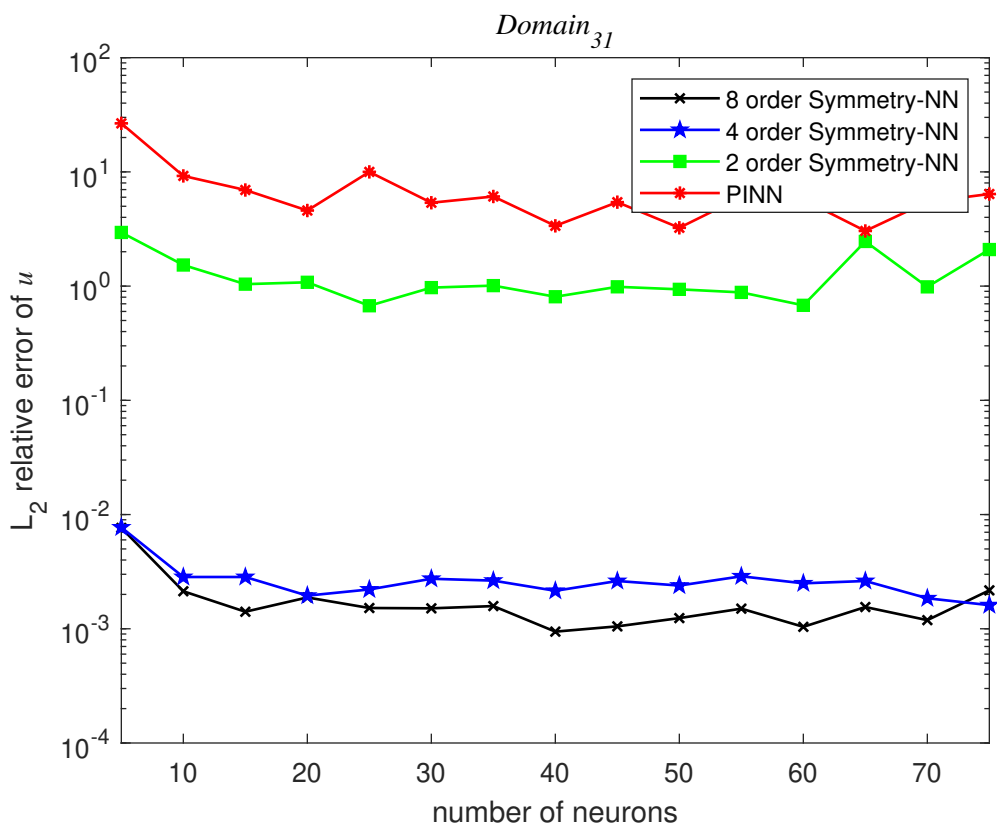
Domain₂₁

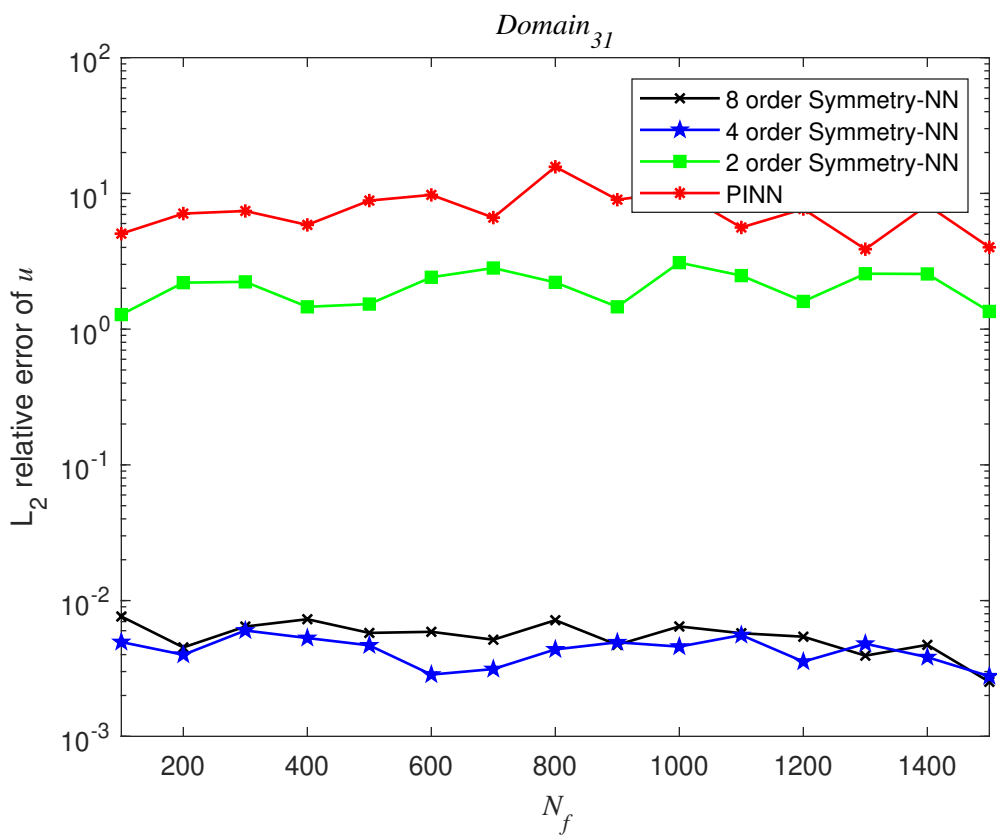


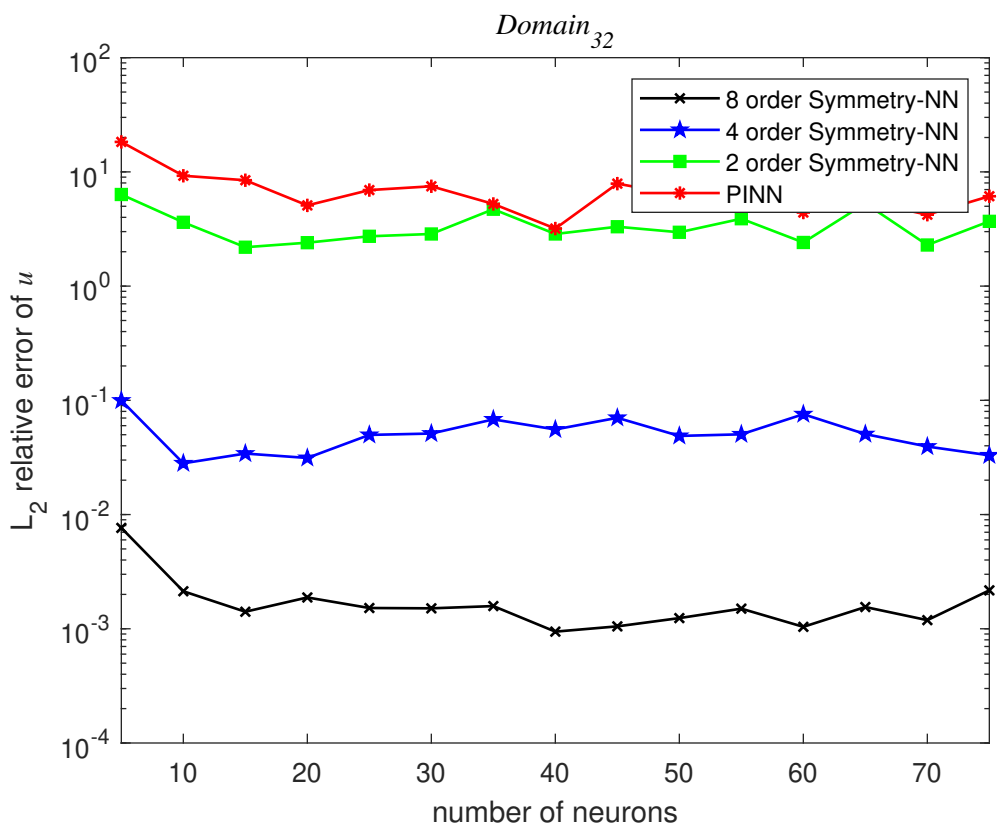


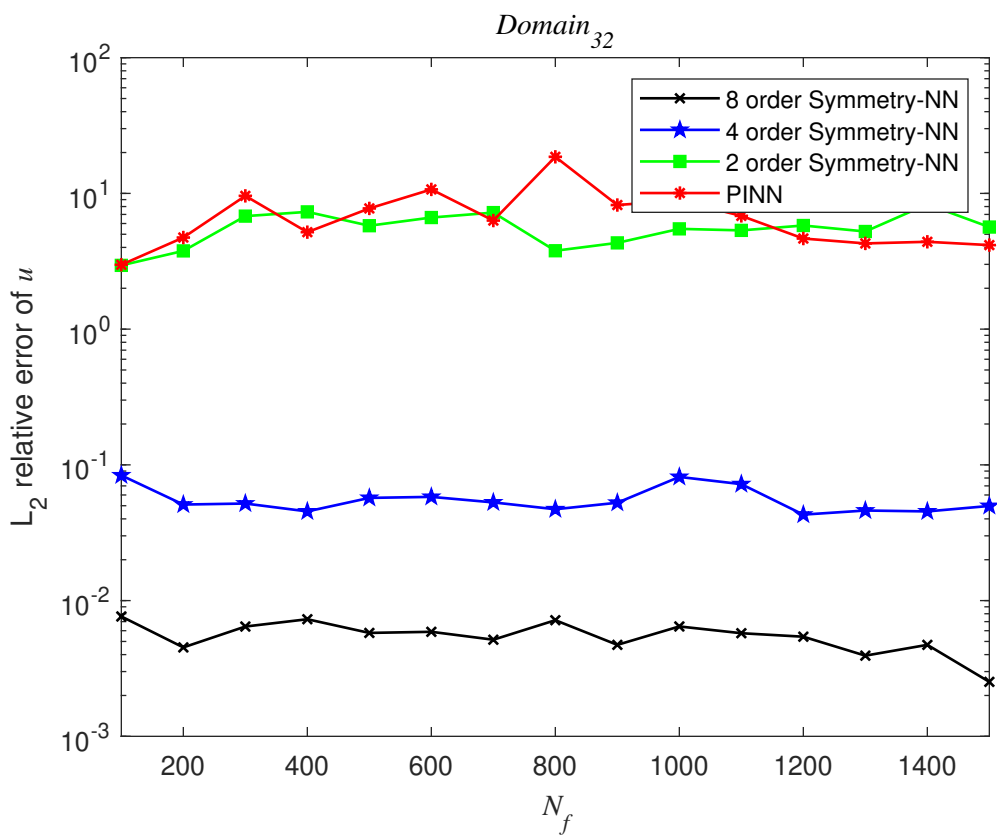


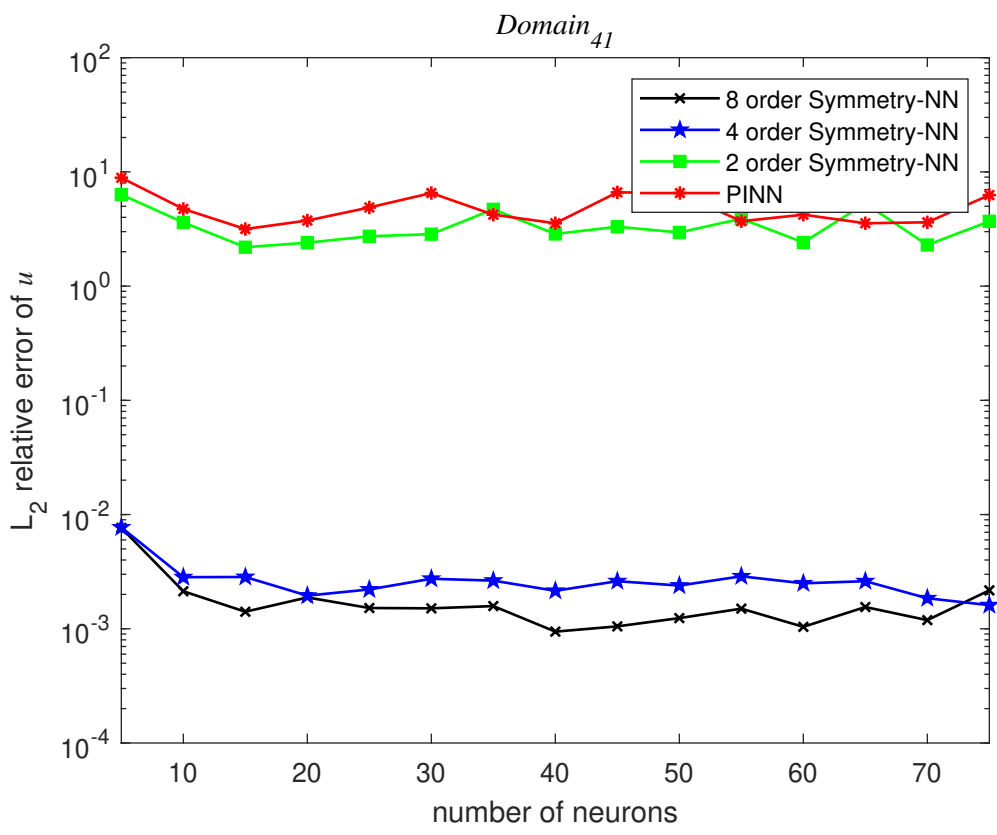


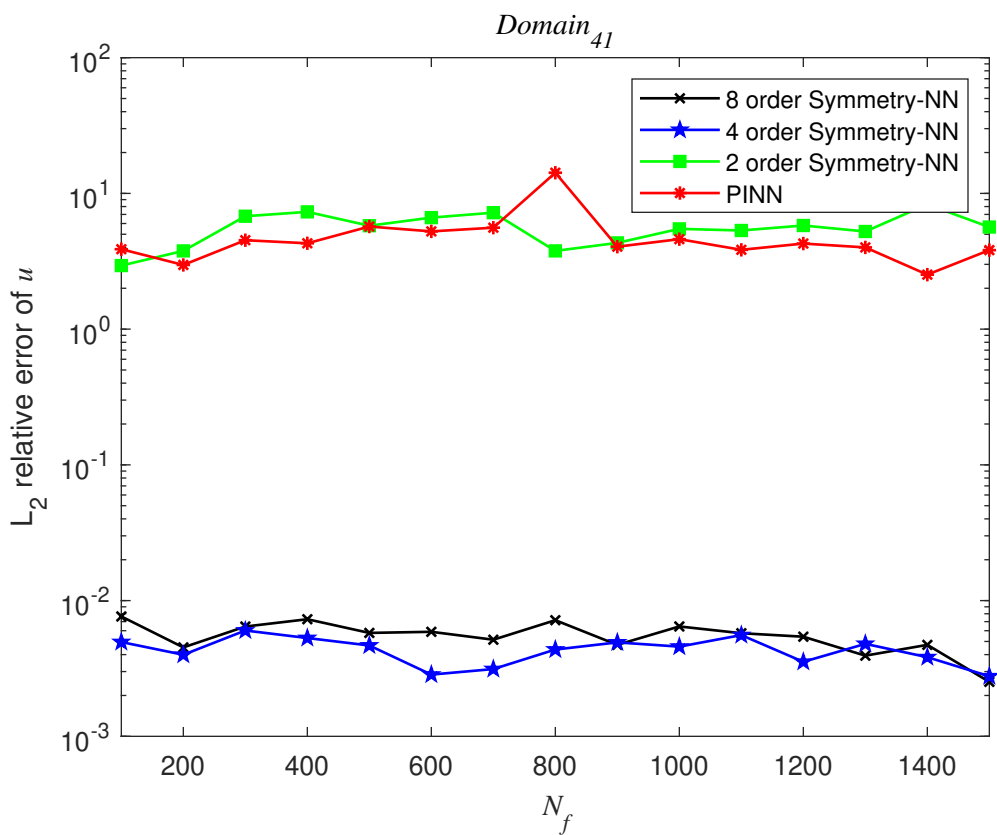












*Domain*₄₂

