

# Discrete Spectrum Analysis of Vector OFDM Signals

Xiang-Gen Xia, *Fellow, IEEE* and Wei Wang, *Senior Member, IEEE*

## Abstract

Vector OFDM (VOFDM) is equivalent to OTFS and is good for time-varying channels. However, due to its vector form, its signal spectrum is not as clear as that of the conventional OFDM. In this paper, we study the discrete spectrum of discrete VOFDM signals. We obtain a linear relationship between a vector of information symbols and a vector of the same size of components evenly distributed in the discrete VOFDM signal spectrum, and show that if a vector of information symbols is set to 0, then a corresponding vector of the same size of the discrete VOFDM signal spectrum is 0 as well, where the components of the 0 vector are not together but evenly distributed in the spectrum. With the linear relationship, the information symbol vectors can be locally precoded so that any of the discrete spectrum of VOFDM signals can be set to 0, similar to that of the conventional OFDM signals. These results are verified by simulations.

## Index Terms

*OFDM, VOFDM, OTFS, discrete spectrum, precoding*

## I. INTRODUCTION

Vector OFDM (VOFDM) was first proposed in 2000 [1]–[3] and has had more investigations in, for example, [4]–[6]. There have been its equivalent systems, such as OSDM [7] and A-OFDM [8]. VOFDM converts an intersymbol interference (ISI) channel to multiple vector subchannels where there is no ISI across vector subchannels and in each vector subchannel, the ISI is limited by the vector size. VOFDM is in the middle of OFDM and single carrier frequency domain equalizer (SC-FDE) [6] and is the most general modulation dealing with ISI. Furthermore, it

X.-G. Xia is with the Department of Electrical and Computer Engineering, University of Delaware, Newark, DE 19716, USA (e-mail: xxia@ece.udel.edu). W. Wang is with Peng Cheng Laboratory, Shenzhen, China (e-mail: wei\_wang@ieee.org). W. Wang is the correspondence author.

was shown in [3], [6], [12], [14] that VOFDM is good for time-varying channels due to its vector-wise demodulation. Interestingly, it has been recently shown in, for example, [10]–[12], [15], that VOFDM is also equivalent to OTFS [9], [13] for delay Doppler channels, which has been an active research topic lately. For delay Doppler channels, a recent study is [16].

It is known that the discrete spectrum of a conventional OFDM signal is clear and the information symbols located at the subcarriers are the responses at the corresponding discrete frequencies. Thus, it is easy to avoid certain frequencies by setting the information symbols 0 at these frequencies and therefore is flexible in the design in practice. Due to the vector form in VOFDM, the spectrum of a VOFDM signal is not as clear as that of an OFDM signal. In this paper, we study the discrete spectrum of discrete VOFDM signals. We first obtain a linear relationship between a vector of information symbols and a vector of the same size of components evenly distributed in the discrete VOFDM signal spectrum. The linear relationship is in fact the  $M$ -point DFT of a modulated information symbol vector, where  $M$  is the vector size. With this linear relationship, it is easy to see that if a vector of information symbols is set to 0, then a corresponding vector of the same size of the discrete VOFDM signal spectrum is 0 as well, where the components of the 0 vector are not together but evenly distributed in the spectrum. Also with the linear relationship, the information symbol vectors can be locally precoded so that any of the discrete spectrum of VOFDM signals can be set to 0, similar to that of the conventional OFDM signals. Thus, it is also flexible in a practical design to avoid certain frequencies or frequency bands. Since the precoding is done for a vector (or vector-wisely), when the vector size is not large, the precoding complexity is low.

This paper is organized as follows. In Section II, we derive the discrete spectrum of a VOFDM signal and present the precoding to pre-satisfy a 0 spectrum property of VOFDM signals. In Section III, we present some simple simulation results to verify the theoretical results. In Section III, we conclude this paper.

## II. DISCRETE SPECTRUM AND PRECODING

We first formulate a discrete VOFDM signal [1], [2], [6], [14]. Let  $M$  be the vector size and  $N$  be the IFFT size. Let

$$\mathbf{x}_k = (x_k(0), x_k(1), \dots, x_k(M-1))^T, \quad 0 \leq k \leq N-1, \quad (1)$$

be information symbol vectors to be transmitted, where  $^T$  stands for the transpose. For the  $m$ th components of these  $N$  vectors,  $0 \leq m \leq M - 1$ , along the index  $k$  direction, the  $N$ -point IFFT is

$$\begin{aligned} & \text{IFFT}_N(x_0(m), x_1(m), \dots, x_{N-1}(m)) \\ & \triangleq (X_0(m), X_1(m), \dots, X_{N-1}(m)). \end{aligned} \quad (2)$$

Let

$$\mathbf{X}_n = (X_n(0), X_n(1), \dots, X_n(M-1))^T, \quad 0 \leq n \leq N-1, \quad (3)$$

and

$$\begin{aligned} \mathbf{X} &= (X(0), X(1), \dots, X(MN-1))^T \\ &= (\mathbf{X}_0^T, \mathbf{X}_1^T, \dots, \mathbf{X}_{N-1}^T)^T. \end{aligned} \quad (4)$$

Then,  $\mathbf{X}$  is a discrete VOFDM signal before the cyclic prefix (CP) insertion. Since this paper is only interested in the spectrum of a VOFDM signal, for simplicity, we do not consider a CP for a VOFDM signal.

We now calculate the discrete spectrum of the discrete VOFDM signal  $\mathbf{X}$  by taking its  $MN$ -point FFT:

$$\begin{aligned} \mathbf{y} &= (y(0), y(1), \dots, y(MN-1))^T = \text{FFT}_{MN}(\mathbf{X}) \\ &\triangleq (y_0(0), y_1(0), \dots, y_{N-1}(0), y_0(1), y_1(1), \dots, y_{N-1}(1), \\ &\quad \dots, y_0(M-1), y_1(M-1), \dots, y_{N-1}(M-1))^T. \end{aligned} \quad (5)$$

Finally, let

$$\mathbf{y}_k = (y_k(0), y_k(1), \dots, y_k(M-1))^T, \quad 0 \leq k \leq N-1, \quad (6)$$

which are the spectrum vectors of size  $M$  and their components are evenly distributed (not consecutively located) in the discrete spectrum  $\mathbf{y}$  of the VOFDM signal  $\mathbf{X}$ .

As one can see that the above discrete spectrum vectors  $\mathbf{y}_k$  are not obviously related to the original information vectors  $\mathbf{x}_k$  as that for the OFDM signals, i.e., when  $M = 1$  and  $\mathbf{y}_k = \mathbf{x}_k$  for  $0 \leq k \leq N-1$ . We next find a relationship between vectors  $\mathbf{y}_k$  and  $\mathbf{x}_k$  for  $0 \leq k \leq N-1$

by writing out  $\mathbf{y}$  in (5) as follows. First, let  $W_K = e^{-2\pi j/K}$  for a positive integer  $K$ . Then, for  $0 \leq k_1 \leq M-1$  and  $0 \leq k_2 \leq N-1$ ,

$$\begin{aligned}
& y(k_1N + k_2) \\
&= \frac{1}{\sqrt{MN}} \sum_{n=0}^{MN-1} X(n) W_{MN}^{n(k_1N+k_2)} \\
&= \frac{1}{\sqrt{MN}} \sum_{n_1=0}^{M-1} \sum_{n_2=0}^{N-1} X_{n_2}(n_1) W_{MN}^{(n_2M+n_1)(k_1N+k_2)} \\
&= \frac{1}{\sqrt{MN}} \sum_{n_1=0}^{M-1} \sum_{n_2=0}^{N-1} X_{n_2}(n_1) W_{MN}^{n_1k_2} W_M^{n_1k_1} W_N^{n_2k_2} \\
&= \frac{1}{\sqrt{M}} \sum_{n_1=0}^{M-1} \left( \frac{1}{\sqrt{N}} \sum_{n_2=0}^{N-1} X_{n_2}(n_1) W_N^{n_2k_2} \right) W_M^{n_1k_1} W_{MN}^{n_1k_2} \\
&\stackrel{(a)}{=} \frac{1}{\sqrt{M}} \sum_{n_1=0}^{M-1} x_{k_2}(n_1) W_{MN}^{n_1(k_1N+k_2)},
\end{aligned}$$

where Step (a) is from (2). This leads to the following relationship between  $\mathbf{y}_k$  and  $\mathbf{x}_k$ :

$$y_k(m) = \frac{1}{\sqrt{M}} \sum_{n=0}^{M-1} (x_k(n) W_{MN}^{nk}) W_M^{nm}, \quad (7)$$

for  $0 \leq m \leq M-1, 0 \leq k \leq N-1$ . The above linear relationship is in fact the  $M$ -point DFT of the information symbols  $x_k(n)$  modulated by  $W_{MN}^{nk}$  in terms of  $n$ ,  $0 \leq n \leq M-1$ . Interestingly this is related to the relationship (5.2) in [2] when the channel is ideal and does not have any additive noise. From (7), we immediately have the following theorem.

*Theorem 1:* The  $k$ th discrete spectrum vector  $\mathbf{y}_k$  in (6) of a discrete VOFDM signal and the  $k$ th information symbol vector  $\mathbf{x}_k$  in (1) satisfy the linear relationship (7), where  $0 \leq k \leq N-1$ . If vector  $\mathbf{x}_{k_0} = 0$  for some  $0 \leq k_0 \leq N-1$ , then vector  $\mathbf{y}_{k_0} = 0$ .

One can easily see from (7) that for the conventional OFDM, i.e., when  $M = 1$ , we have  $\mathbf{y}_k = \mathbf{x}_k$  for  $0 \leq k \leq N-1$  as we have mentioned earlier. However, when  $M > 1$ , VOFDM is different from OFDM and if any component of information symbol vector  $\mathbf{x}_k$  is not 0, then none of the spectrum components in  $\mathbf{y}_k$  vanishes, i.e.,  $\mathbf{y}_k$  is full, for any  $0 \leq k \leq N-1$ . Although this is the case, if some of the frequencies are to avoid for the system, i.e., some components in  $\mathbf{y}_k$  are set to 0, then one may precode the information symbol vector  $\mathbf{x}_k$  so that (7) holds, i.e., the pre-set frequency components in  $\mathbf{y}_k$  are indeed 0. This can be obtained as follows.

Consider the last a few components of the spectrum vector  $\mathbf{y}_k$  are set to 0 for some  $0 \leq k \leq N - 1$ , i.e.,

$$\mathbf{y}_k = (\mathbf{y}_{k,1}^T, \mathbf{y}_{k,2}^T)^T = (\mathbf{y}_{k,1}^T, 0, \dots, 0)^T, \quad (8)$$

where  $\mathbf{y}_{k,2} = (0, \dots, 0)^T$  or simply denoted by  $\mathbf{y}_{k,2} = 0$ . Let the information symbol vector

$$\mathbf{x}_k = (\mathbf{x}_{k,1}^T, \mathbf{x}_{k,2}^T)^T, \quad (9)$$

where  $\mathbf{x}_{k,2}$  has the same size as  $\mathbf{y}_{k,2}$  and is to be determined below, and  $\mathbf{x}_{k,1}$  is the information symbol vector that contains information symbols to transmit.

The *precoding* is that for any given information symbol vector  $\mathbf{x}_{k,1}$ , we want to determine vector  $\mathbf{x}_{k,2}$  such that (7) holds for  $\mathbf{y}_k$  in (8) and  $\mathbf{x}_k$  in (9). And  $\mathbf{x}_{k,2}$  is called a precoded signal. We next show how this precoding is done.

Let

$$\mathbf{W}_M = \frac{1}{\sqrt{M}} (W_M^{mn})_{0 \leq m, n \leq M-1}$$

be the  $M$ -point DFT matrix,  $\mathbf{I}_M$  be the  $M \times M$  identity matrix, and

$$\mathbf{W}_M = (\mathbf{W}_{M,1}, \mathbf{W}_{M,2}) \text{ and } \mathbf{I}_M = (\mathbf{I}_{M,1}, \mathbf{I}_{M,2}), \quad (10)$$

where the numbers of the columns of submatrices  $\mathbf{W}_{M,2}$  and  $\mathbf{I}_{M,2}$  are the same as the dimension of vector  $\mathbf{y}_{k,2}$ . Then, (7) is equivalent to

$$\begin{aligned} (\mathbf{I}_{M,1}, -\mathbf{W}_{M,2}) \begin{pmatrix} \mathbf{y}_{k,1} \\ \hat{\mathbf{x}}_{k,2} \end{pmatrix} &= (\mathbf{W}_{M,1}, -\mathbf{I}_{M,2}) \begin{pmatrix} \hat{\mathbf{x}}_{k,1} \\ \mathbf{y}_{k,2} \end{pmatrix} \\ &= (\mathbf{W}_{M,1}, -\mathbf{I}_{M,2}) \begin{pmatrix} \hat{\mathbf{x}}_{k,1} \\ 0 \end{pmatrix}, \end{aligned} \quad (11)$$

where  $(\hat{\mathbf{x}}_{k,1}^T, \hat{\mathbf{x}}_{k,2}^T)^T = \hat{\mathbf{x}}_k^T = (x_k(n)W_{MN}^{kn})_{0 \leq n \leq M}$  and can be thought of as a modulated  $\mathbf{x}_k$  for  $0 \leq k \leq N - 1$ .

From (11), one can see that for any given information symbol vector  $\mathbf{x}_{k,1}$ , one can always find or solve for  $\hat{\mathbf{x}}_{k,2}$  and thus a precoded  $\mathbf{x}_{k,2}$  can be obtained by demodulating  $W_{MN}^{kn}$  from  $\hat{\mathbf{x}}_{k,2}$  such that the discrete frequency components in  $\mathbf{y}_{k,2}$  of the discrete VOFDM signal  $\mathbf{X}$  in (4) are 0.

One remark is that since the above precoding is done for a vector (or vector-wisely), when the vector size  $M$  is not large, the precoding complexity is low. Another remark is that in the above precoding, the number of variables in the precoded part  $\mathbf{x}_{k,2}$  is the same as that of the number

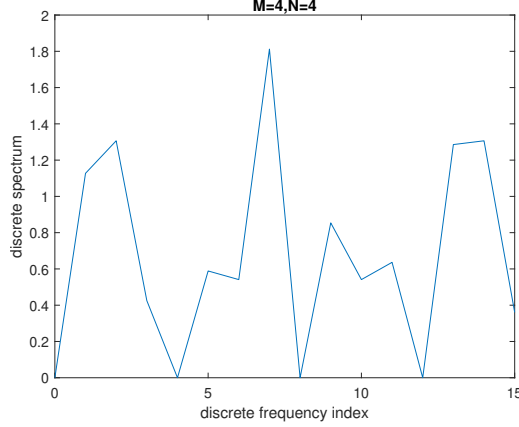


Fig. 1. Spectrum of a VOFDM signal of length 16 with  $M = N = 4$  and the first information symbol vector  $\mathbf{x}_0$  is set to 0.

of zeros in the spectrum vector  $\mathbf{y}_{k,2}$ . In this case, the number of free information symbols in the unprecoded part  $\mathbf{x}_{k,1}$  is the maximum. However, as we shall see in the simulations in the next section, the precoded part  $\mathbf{x}_{k,2}$  solved from the above linear system (11) may have a higher power, which may cause a higher peak-to-average power ratio (PAPR) in the VOFDM signal. In order to have more degrees of freedom in designing the precoded  $\mathbf{x}_{k,2}$  and thus to have a smaller PAPR, less uncoded information symbols in  $\mathbf{x}_{k,1}$ , i.e., a smaller size vector  $\mathbf{x}_{k,1}$ , can be chosen and thus, more variables in the precoded part  $\mathbf{x}_{k,2}$ , i.e., a larger size vector  $\mathbf{x}_{k,2}$ , can be used/allocated to achieve the pre-set zero spectrum vector  $\mathbf{y}_{k,2}$ , i.e., to have  $\mathbf{y}_{k,2} = 0$ .

### III. SIMULATIONS

In this section we present some simple simulations to verify the theoretical results we have obtained above.

For the illustratuon purpose, we first consider the case when  $M = N = 4$ , i.e., the vector size  $M = 4$  and the IFFT size  $N = 4$ . In this case we set the first information symbol vector  $\mathbf{x}_0$  to 0, then according to Theorem 1, the frequency component vector  $\mathbf{y}_0$  is 0, whose 4 components are evenly distributed over the total 16 frequency points, which can be seen from Fig. 1.

We next consider the case when  $M = 8$  and  $N = 64$ , i.e., the vector size is  $M = 8$  and the IFFT size is  $N = 64$ . In this case we set the first 16 consecutive information symbol vectors  $\mathbf{x}_k$  for  $0 \leq k \leq 15$  all 0. According to Theorem 1, the first 16 consecutive frequency component vectors  $\mathbf{y}_k$  for  $0 \leq k \leq 15$  are all 0, which can be seen from Fig. 2.

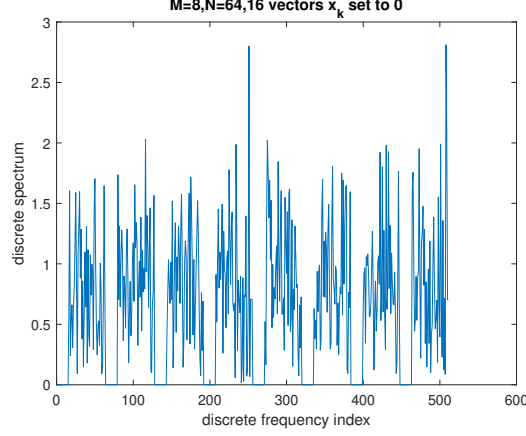


Fig. 2. Spectrum of a VOFDM signal of length 512 with  $M = 8$  and  $N = 64$ , and the first 16 information symbol vectors  $\mathbf{x}_k$ ,  $0 \leq k \leq 15$ , are set to 0.

Since the precoded part  $\mathbf{x}_{k,2}$  for a given information symbol vector  $\mathbf{x}_{k,1}$  and a zero setting in  $\mathbf{y}_{k,2}$  in  $\mathbf{y}_k$  is solved via the linear system (11), its power is a variable. We next set the last two spectrum components in  $\mathbf{y}_k$  to 0 for a fixed index  $k$ . We then component-wisely calculate the averaged magnitudes of the signal vector  $\mathbf{x}_k = (\mathbf{x}_{k,1}^T, \mathbf{x}_{k,2}^T)^T$  including the random information symbol vector  $\mathbf{x}_{k,1}$  with BPSK signals of amplitudes  $\pm 1$  and the precoded part  $\mathbf{x}_{k,2}$  that includes the last components of  $\mathbf{x}_k$ . The average is done over 1000 random trials. The averaged magnitudes of the signal vector  $\mathbf{x}_k$  are shown in Fig. 3 component-wisely. The averaged magnitudes of the precoded part  $\mathbf{x}_{k,2}$  for different vector sizes  $M$  are plotted in Fig. 4, where only the last two components in vector  $\mathbf{x}_k$  are precoded.

We next want to avoid the last 32 frequencies in a discrete spectrum of total 512 frequency points for a VOFDM system with vector size  $M = 8$  and IFFT size  $N = 64$ . This can be done by setting the last frequency components of the second half 32 frequency response vectors  $\mathbf{y}_k$ ,  $32 \leq k \leq 63$ , to 0. After doing so, the frequency spectrum of such a VOFDM signal is shown in Fig. 5, where one can clearly see that the spectra at the last 32 frequency points are 0. For this example, according to Theorem 1 only the last components of the second half signal vectors  $\mathbf{x}_k$ ,  $32 \leq k \leq 63$ , need to be precoded and the first 31 components of each of these vectors are free. In other words, for any of these 32 information symbol vectors, only the last component needs to be precoded. Also, the first 32 information symbol vectors  $\mathbf{x}_k$ ,  $0 \leq k \leq 31$ , are free as well. Its corresponding discrete VOFDM signal magnitudes of length 512 in time domain before CP are shown in Fig. 6, where one can see that the PAPR may be high.

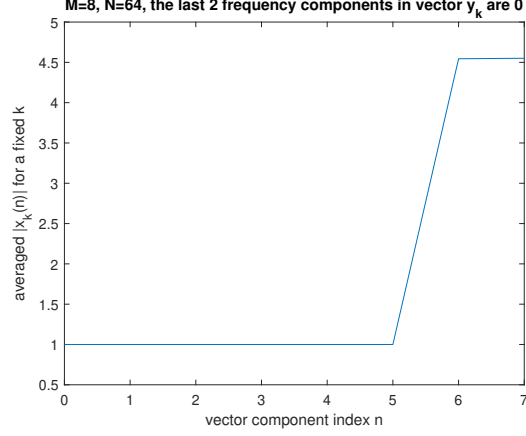


Fig. 3. Averaged magnitudes of a precoded signal  $\mathbf{x}_k$  with  $M = 8$  and  $N = 64$ , where the last 2 frequency components in  $\mathbf{y}_k$  are set to 0.

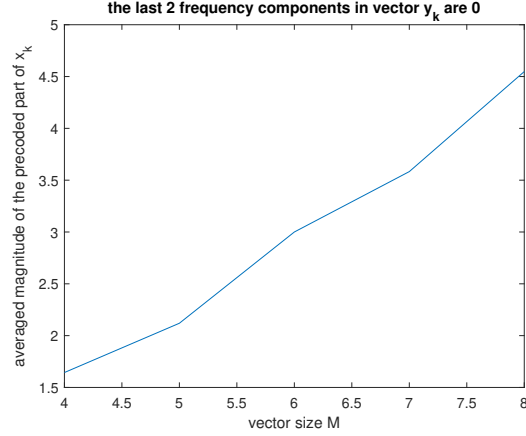


Fig. 4. Averaged magnitudes of the precoded part  $\mathbf{x}_{k,2}$  for different vector sizes  $M$ , where  $N = 64$  and the last 2 frequency components in  $\mathbf{y}_k$  are set to 0.

The averages of the magnitudes across the second half vectors  $\mathbf{x}_k$ ,  $32 \leq k \leq 63$ , are shown in Fig. 7 component-wisely, where the first 31 components of every vector  $\mathbf{x}_k$ ,  $32 \leq k \leq 63$ , and any of the first half vectors  $\mathbf{x}_k$ ,  $0 \leq k \leq 31$ , all take BPSK signals with amplitudes  $\pm 1$  randomly.

#### IV. CONCLUSION

In this paper, we have first obtained a linear relationship between an information symbol vector and a corresponding frequency response vector of the discrete frequency spectrum of the VOFDM signal. It is the  $M$ -point DFT of the modulated information symbol vector. From this



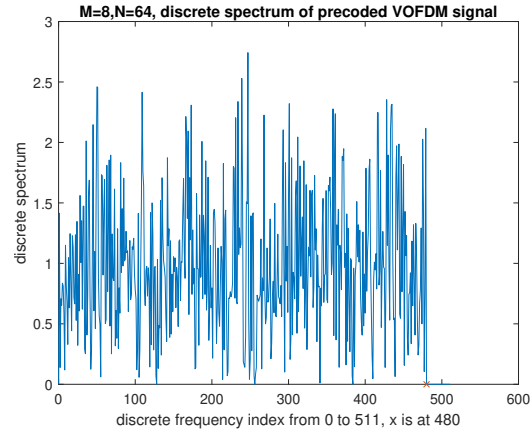


Fig. 5. Frequency spectrum of a VOFDM signal with the last 32 frequency components 0.

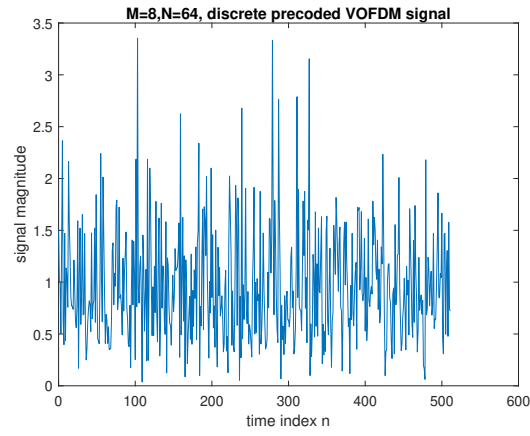


Fig. 6. The VOFDM signal with its spectrum shown in Fig. 5.

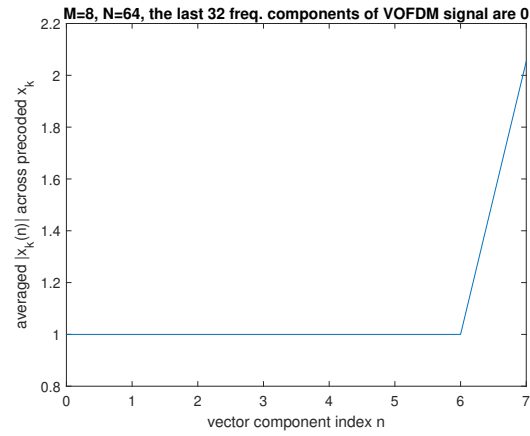


Fig. 7. Averaged magnitudes of the last 32 information symbol vectors  $\mathbf{x}_k$ ,  $31 \leq k \leq 63$ , where the last components of these vectors are precoded.

linear relationship, it is easy to see that a zero information symbol vector leads to a zero frequency response vector of the spectrum of the OFDM signal. Also, information symbol vectors can be locally precoded so that any components in the frequency response vectors of the spectrum of the VOFDM signals can be set to 0. Thus, any discrete spectrum components can be set to 0 in a VOFDM system similar to an OFDM system. Since the precoding is done for a vector (or vector-wisely), when the vector size is not large, the complexity is low. These results have been verified by numerical simulations.

## REFERENCES

- [1] X.-G. Xia, "Precoded OFDM systems robust to spectral null channels and vector OFDM systems with reduced cyclic prefix length," in *Proc. of ICC*, vol. 2, pp. 1110-1114, New Orleans, LA, USA, Jun. 18-22, 2000.
- [2] X.-G. Xia, "Precoded and vector OFDM robust to channel spectral nulls and with reduced cyclic prefix length in single transmit antenna systems," *IEEE Trans. Commun.*, vol. 49, no. 8, pp. 1363-1374, Aug. 2001.
- [3] X.-G. Xia, *Modulated Coding for Intersymbol Interference Channels*, New York, Marcel Dekker, Oct. 2000.
- [4] C. Han, T. Hashimoto, and N. Suehiro, "Constellation-rotated vector OFDM and its performance analysis over Rayleigh fading channels," *IEEE Trans. Commun.*, vol. 58, no. 3, pp. 828-837, Mar. 2010.
- [5] P. Cheng, M. Tao, Y. Xiao, and W. Zhang, "V-OFDM: On performance limits over multi-path Rayleigh fading channels," *IEEE Trans. Commun.*, vol. 59, no. 7, pp. 1878-1892, Jul. 2011.
- [6] Y. Li, I. Ngehani, X.-G. Xia, and A. Host-Madsen, "On performance of vector OFDM with linear receivers," *IEEE Trans. Signal Process.*, vol. 60, no. 10, pp. 5268-5280, Oct. 2012.
- [7] N. Suehiro, C. Han, T. Imoto, N. Kuroyanagi, "An information transmission method using Kronecker product," in *Proc. IASTED Int. Conf. Commun. Syst. Netw.*, pp. 206-209, Sept. 2002.
- [8] J. Zhang, A. D. S. Jayalath, and Y. Chen, "Asymmetric OFDM systems based on layered FFT structure," *IEEE Signal Process. Lett.*, vol. 14, no. 11, pp. 812-815, 2007.
- [9] R. Hadani, S. Rakib, M. Tsatsanis, A. Monk, A. J. Goldsmith, A. F. Molisch, and R. Calderbank, "Orthogonal time frequency space modulation," in *Proc. IEEE Wireless Commun. Netw. Conf. (WCNC)*, San Francisco, CA, USA, pp. 1-6, Mar. 2017.
- [10] P. Raviteja, Y. Hong, and E. Viterbo, "OTFS performance on static multipath channels," *IEEE Wireless Commun. Lett.*, vol. 8, no. 3, pp. 745-748, Mar. 2019.
- [11] Y. Ge, Q. Deng, P. C. Ching, and Z. Ding, "OTFS signaling for uplink NOMA of heterogeneous mobility users," *IEEE Trans. on Commun.*, vol. 69, no. 5, pp. 3147-3161, May 2021.
- [12] X.-G. Xia, "Comments on 'The transmitted signals of OTFS and VOFDM are the same'," *IEEE Trans. Wireless Commun.*, vol. 21, no. 12, p. 11252, Dec. 2022.
- [13] Y. Hong, T. Thaj, and E. Viterbo, *Delay-Doppler Communications: Principles and Applications*, Elsevier, London, UK, 2022.
- [14] X.-G. Xia, VOFDM Systems,  
[https://www.eecis.udel.edu/~xxia/VOFDM\\_PPT.pdf](https://www.eecis.udel.edu/~xxia/VOFDM_PPT.pdf).
- [15] I. van der Werf, H. Dol, K. Blom, R. Heusdens, R. C. Hendriks, and G. Leus, "On the equivalence of OSD and OTFS," *Signal Processing*, vol. 214, (2024) 109254. Available on-line, Sept. 14, 2023, via <https://doi.org/10.1016/j.sigpro.2023.109254>

- [16] X.-G. Xia, “Rethink delay Doppler channels and time-frequency coding,” *Journal of Information and Intelligence*, to appear. Also arXiv: 2501.00641v3 via <https://arxiv.org/pdf/2501.00641>.