

Optimising Hard Prompts with Few-Shot Meta-Prompting

Sayash Raaj Hiraou

Fidelity Investments

Sayash.RaajHiraou@fmr.com

Abstract

Prompting is a flexible and adaptable way of providing instructions to a Large Language Model (LLM). Contextual prompts include context in the form of a document or dialogue along with the natural language instructions to the LLM, often constraining the LLM to restrict facts to that of the given context while complying with the instructions. Masking the context, it acts as template for prompts. In this paper, we present an iterative method to generate better templates using an LLM from an existing set of prompt templates without revealing the context to the LLM. Multiple methods of optimising prompts using the LLM itself are explored to check the effect of few shot sampling methods on iterative propagation while maintaining linguistic styles and syntax on optimisation of prompt templates, yielding a 103.87% improvement using the best performing method. Comparison of the results of multiple contextual tasks demonstrate the ability of LLMs to maintain syntax while learning to replicate linguistic styles. Additionally, the effect on the output with different methods of prompt template generation is shown.

1 Introduction

The advent of Large Language Models (LLMs) has paved the way for a new era of natural language processing, particularly with an increase in accessibility to the models with chat and similar user interfaces. These models, like GPT-3 have demonstrated remarkable capabilities in diverse tasks (Zhou et al., 2022), from answering questions from a given context to text completion.

Harnessing the potential of these models through natural language instructions lies in the effective design of prompts- guiding LLMs in generating relevant outputs through input instructions. Prompting techniques vary widely, usually specific to a task and domain (White et al., 2023). Contextual prompts include additional information in the form

of dialogue or a document, guiding the LLM to refer or constrain its knowledge to that given in the context.

Template-based prompts have a predefined structure which controls the input given to the LLM with respect to its format, context or any additional information required for the task in question. Contextual prompts can have a predefined structure, thus acting as a template-based prompt with instructions and context in a specific format.

Meta-prompting, the act of asking the LLM itself to design prompts, is another method of importance in this paper. Recent research in the field of prompt tuning focuses on soft prompts, their initialisation problems, and related nuanced issues. Hard prompt tuning is a relatively unexplored avenue, which this paper tries to explore to generate better prompt templates. This paper experimentally measures the impact of linguistic styles of prompts on their outputs using meta-prompting.

In this work, LLMs and their capability to learn and maintain linguistic styles and syntax while adapting to different prompt templates are explored. The nuanced aspects of prompt engineering specifically for templates of contextual prompts are studied. The objective is to, without revealing the underlying context, generate enhanced templates. Understanding how LLMs respond to prompts with reference to changing linguistic styles and syntaxes helps reveal the dynamics between LLM outputs and linguistic inputs.

2 Related Work

Prompt optimisation, one of the most resource-efficient ways of increasing the accuracy of answers generated by an LLM, involves tweaking natural language instructions to obtain better-quality answers without changing the parameters of an LLM.

Prompts can be of two types- soft prompts and hard prompts. Soft prompt tuning (Qin and Eisner,

2021) involves fine-tuning vectors which mostly lead to incoherent sentences understood by the LLM but unreadable by humans. Hard prompts on the other hand are written by and are interpretable by humans, forming coherent sentences following the syntax of a language. They have a comparatively rigid structure, usually explicitly specifying instruction guiding the model towards a controlled output. In this paper, the focus is on tuning coherent hard prompts using LLMs such that they do not turn into soft prompts incomprehensible to humans. Soft prompts respond well to tuning, being flexible and providing a refined interaction with LLMs. Hard prompts have the inherent property of being manually curated. Intricate linguistic details influence the output obtained using the hard prompts.

Certain efforts in the past have been made to optimise hard prompts, using various methods of producing better quality hard prompts (Ma et al., 2024; Sun et al., 2023), some of them resulting in incoherent sentences which cannot be understood by humans or are task-irrelevant (Wen et al., 2023).

There is some consensus when it comes to LLMs being able to improve upon prompts used for the same LLMs themselves. Fernando et al. (2023) talks about mutating prompts, which helps bring some variability into the prompts, and by extension, the syntactical structure of providing an instruction in natural language. Yang et al. (2024) talks about LLMs being general optimisers for multiple tasks including optimising prompts. Existing techniques to improve prompts in general preserve the intent and meaning behind the instruction but change the way it is asked. Brown et al. (2020) emphasises on the improvement few-shot examples bring to the quality of answers of an LLM. Wei et al. (2023) advocates for the improvement chain of thought prompting brings to the table, and Wang et al. (2023) expands upon it to produce a consistent and reasoned path for producing answers from an LLM.

Thus, there is a strong case made for using LLMs when optimising for tasks, including optimising natural language instructions to mutate prompts and produce better quality answers while preserving the underlying meaning and human-readability of the prompt.

3 Methodology

We compare methods of iteratively generating meta-prompts for multiple tasks: question-answering, summarisation, and dialogue summarisation on ChatGPT 3.5 Turbo with temperature 1 to maximise diversity in generation.

Meta-prompt involving the best examples. Meta-prompt involving the best and worst performing examples. All sets, unless mentioned otherwise, contain the prompts templates in descending order of evaluation scores. The prompt used for generation is referred to as a meta-prompt and the prompt templates generated are interchangeably referred to as the prompts generated in this paper.

3.1 The Regeneration Method

The regeneration method can be broken into two parts:

Feeder method Decides how the initial prompt templates are fed to the LLM by sampling from a set of manually written prompts S_m . Explained in detail in Section 3.1.1.

Propagation method Decides how the subsequent prompt templates are fed to the LLM by sampling from a set generated by the LLM in the i -th iteration, S_i , where $i \geq 0$.

3.1.1 The Feeder Methods

The experiment starts with a set of prompt templates written manually- a human-level baseline to compare against, denoted as S_m . The feeder method samples a set of prompt templates from S_m , denoted as S_f . Two types of feeder methods are used:

Feeder method A (f_a) Sampling the top n manually written prompt templates with the highest scores after evaluating on the dataset D for metric m , as seen in Figure 1.

The method, through sampling the best prompt templates should ideally perform the best but with a risk of overfitting and loss in diversity over iterations. Each method is to be tested for how well it performs while maintaining diversity without stagnation.

Feeder method B (f_b) Sampling the top n and bottom n manually written prompt templates with the highest scores after evaluating on the dataset D for metric m , as seen in Figure 2.

The intention behind incorporating this method is to check if the LLM performs better when knowing the kind of examples to avoid and if there is an effect on diversity when providing a mixture of the best and worst-performing prompts.

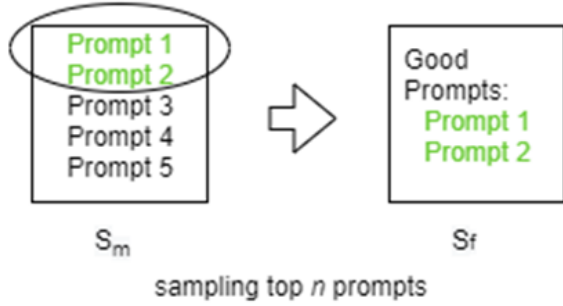


Figure 1: Feeder Method A

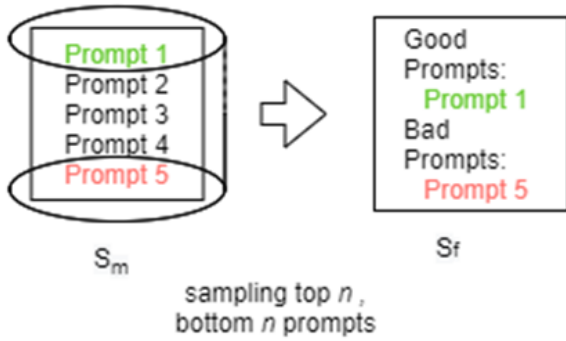


Figure 2: Feeder Method B

Using two different feeder methods helps compare and evaluate the effect that the set of prompts S_{-1} supplied to the LLM have on the subsequent iterations for the same propagation method.

3.1.2 The Propagation Methods

Two types of propagation methods are used:

Propagation method A (P_a) Concatenating the sets of all prompt templates generated before the current iteration and using the combined set as S for the next iteration, shown in Figure 3. Due to the increasing size of the meta prompt with each iteration, the context limit is reached soon, and the experiment has been limited to 10 iterations for the same reasons.

Propagation method B (P_b) Concatenating the sets of all prompt templates generated before the current iteration and continue using the feeder method to sample prompts templates for the next iteration, shown in Figures 4 and 5.

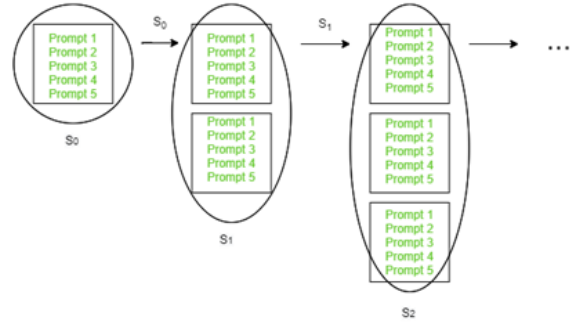


Figure 3: Propagation method A- repeated concatenation over iterations

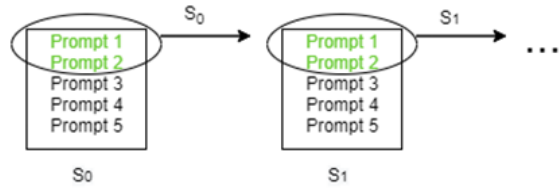


Figure 4: Propagation method B when Feeder method is f_a

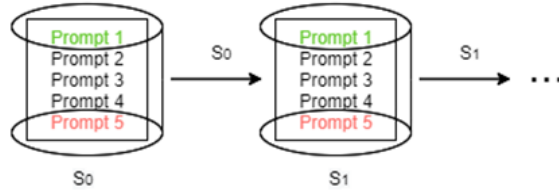


Figure 5: Propagation method B when Feeder method is f_b

Using two different propagation methods helps compare and evaluate the effect that the generation step has on the subsequent iterations for the same initial set S_{-1} . Several more methods can be used. For deriving deeper insights when comparing each method in the experiment, they are limited to the ones already described. Starting from a set of prompt templates S_m written manually and evaluated on a dataset D , the feeder method samples the initial prompt templates S_{-1} to be supplied for the propagation step. The propagation step starts generating and sampling results for further iterations $i \geq 0$. On each iteration, the prompt templates and their corresponding ROUGE-L F1 metric scores are logged, and the list of prompt templates is ranked best to worst from top to bottom according to their scores. The meta prompt for the propagation step includes instructions to generate optimised prompt templates along with the sampled prompt templates as few-shot examples.

3.2 Pipeline

To compare the effects of using varying combinations of feeder and propagation methods, the results of all four possible combinations in the experiment are compared. A visual depiction flow has been shown in Figures 6, 7, 8 and 9.

Propagation/feeder	f_a	f_b
P_a	$f_a P_a$	$f_b P_a$
P_b	$f_a P_b$	$f_b P_b$

Table 1: Combinations of Propagation and Feeder Methods used in the experiment

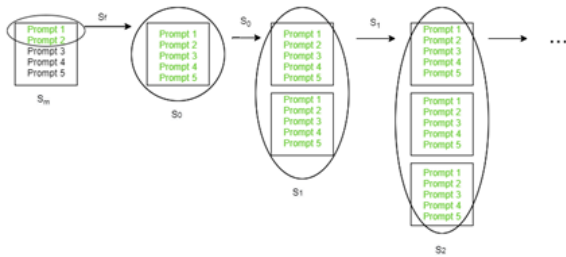


Figure 6: Combination A- f_a and P_a - $f_a P_a$

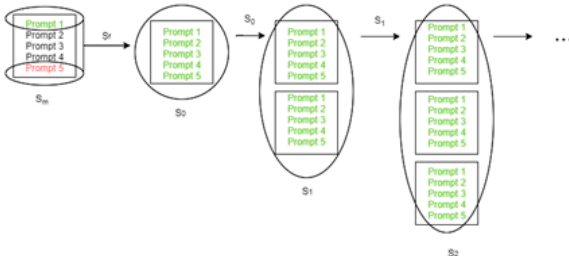


Figure 7: Combination B- f_b and P_a - $f_b P_a$

The set S_{-1} for the methods employing the same feeder method is the same. In our experiment, S_{-1} for $f_a P_a$ and $f_a P_b$ are the same, and S_{-1} for $f_b P_a$ and $f_b P_b$ is the same. The prompt optimisation pipeline was evaluated for multiple tasks, each evaluated on the mean ROUGE-L F1 metric score for 10 data points from:

- Question answering in-context- evaluated on Stanford Question Answering Dataset (SQuAD) dataset (Rajpurkar et al., 2016).
- Summarisation- evaluated on CNN/DailyMail dataset (Gliwa et al., 2019).
- Dialogue summarisation- evaluated on SAM-Sum dataset (Hermann et al., 2015).

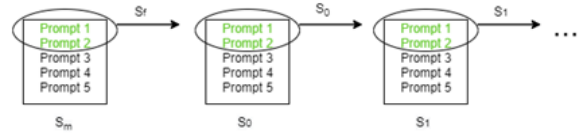


Figure 8: Combination C- f_a and P_b - $f_a P_b$

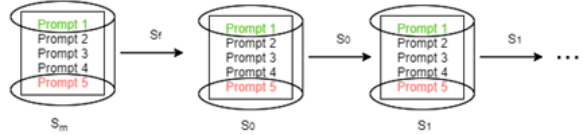


Figure 9: Combination D- f_b and P_b - $f_b P_b$

An extended experiment evaluated using 42 data points for the best-performing methods on the tasks showing the best optimisation of prompts- question-answering and summarisation, has been performed with results in appendix A to further understand the extent of optimisation.

4 Results

Comparing prompts manually is a trivial task as the comparisons are subjective in nature except when evaluated quantitatively. For each batch, corresponding to an iteration, prompt-score pairs are available and the mean, maximum and similarity scores are compared. The baseline used is the set of prompts written manually, set S_m .

4.1 Mean Score

Through Figure 10, results similar to when comparing maximums of each iteration are observed. The methods using Propagation method B outperform both- the manual prompts' performance baseline and the methods using Propagation method A. Despite starting from a set of prompts with a lower mean score, D outperforms A and catches up with C. This indicates that the propagation method is more important than the feeder method/initial set of prompts.

4.2 Similarity Score

To check the extent of overfitting and loss of diversity, a similarity check is applied among each batch of prompts using SequenceMatcher¹ to obtain a similarity score in the range of 0 to 1, with 0 being completely dissimilar and 1 being completely similar. A drastic drop in similarity scores in the first few iterations is found for all methods. At the end of all 10 iterations, methods A, C and B are found

¹<https://github.com/python/cpython/blob/main/Lib/diff/lib.py>

	Question-Answering				Summarisation				Dialogue Summarisation			
	A	B	C	D	A	B	C	D	A	B	C	D
Sm	0.258	0.258	0.258	0.258	0.218	0.218	0.218	0.218	0.398	0.398	0.398	0.398
Sf	0.412	0.264	0.412	0.264	0.239	0.219	0.239	0.219	0.436	0.394	0.436	0.394
0	0.393	0.374	0.356	0.384	0.26	0.263	0.254	0.269	0.433	0.44	0.437	0.439
1	0.371	0.33	0.41	0.342	0.26	0.25	0.26	0.262	0.426	0.431	0.436	0.432
2	0.316	0.33	0.439	0.395	0.26	0.263	0.261	0.268	0.42	0.44	0.438	0.427
3	0.351	0.343	0.447	0.422	0.251	0.264	0.274	0.28	0.42	0.41	0.43	0.44
4	0.332	0.305	0.464	0.429	0.247	0.264	0.278	0.269	0.417	0.423	0.434	0.446
5	0.315	0.268	0.496	0.457	0.255	0.256	0.28	0.285	0.42	0.432	0.423	0.451
6	0.329	0.277	0.514	0.447	0.244	0.256	0.281	0.288	0.424	0.43	0.426	0.449
7	0.314	0.28	0.502	0.482	0.252	0.26	0.282	0.276	0.425	0.418	0.426	0.451
8	0.335	0.297	0.458	0.5	0.26	0.256	0.281	0.281	0.413	0.44	0.436	0.446
9	0.296	0.291	0.526	0.454	0.253	0.251	0.275	0.285	0.409	0.42	0.438	0.456

Table 2: Comparing mean scores for all tasks across methods

	Question-Answering				Summarisation				Dialogue Summarisation			
	A	B	C	D	A	B	C	D	A	B	C	D
Sm	0.255	0.255	0.255	0.255	0.302	0.302	0.302	0.302	0.302	0.302	0.302	0.302
Sf	0.315	0.239	0.315	0.239	0.375	0.274	0.375	0.274	0.354	0.324	0.354	0.324
0	0.261	0.408	0.266	0.172	0.169	0.19	0.106	0.163	0.11	0.328	0.239	0.368
1	0.077	0.076	0.043	0.267	0.085	0.13	0.05	0.265	0.056	0.263	0.141	0.33
2	0.128	0.104	0.043	0.303	0.103	0.156	0.047	0.321	0.058	0.289	0.062	0.275
3	0.122	0.144	0.053	0.307	0.141	0.136	0.076	0.379	0.12	0.246	0.102	0.467
4	0.06	0.11	0.051	0.304	0.164	0.062	0.079	0.339	0.095	0.296	0.091	0.353
5	0.109	0.09	0.095	0.35	0.14	0.072	0.09	0.334	0.146	0.256	0.106	0.39
6	0.117	0.112	0.056	0.211	0.128	0.079	0.083	0.281	0.184	0.226	0.058	0.422
7	0.074	0.108	0.091	0.141	0.126	0.071	0.089	0.353	0.191	0.199	0.07	0.438
8	0.09	0.096	0.077	0.275	0.166	0.086	0.084	0.312	0.218	0.31	0.083	0.4
9	0.068	0.104	0.07	0.276	0.153	0.068	0.106	0.337	0.215	0.253	0.091	0.349

Table 3: Comparing similarity scores for all tasks across methods

to be comparable to each other with respect to their similarity scores, while D is found to have the least diverse set of prompts in a batch.

5 Conclusion

Comparing prompts similar in structure of language, when looked at by humans, is a subjective task. Defining rules and metrics of evaluation is crucial for a fair comparison. For the set of feeder and propagation methods, a difference in the performance in the outputs from each corresponding method which arises from their combinations is found. The study indicates a significant role played by the feeder method, propagation method and the interaction when combining them to optimise prompts. Comparing the mean scores in a

batch of prompts, the best improvement was seen for the task of question-answering, with a 103.87 per cent improvement when compared with the manual set of prompts.

The combination of Feeder method A with either propagation method provides an output with greater mean and maximum scores when compared to the baseline sets S_{-1} and when compared to the same propagation methods combined with Feeder method B. The result indicates a possibility of the lowest performing prompt-scores pairs not having an effect when generating prompts for the latest iteration, which means negative meta-prompting could prove futile where the LLM does not learn what to actively avoid and instead focuses only on the positive examples to learn from.

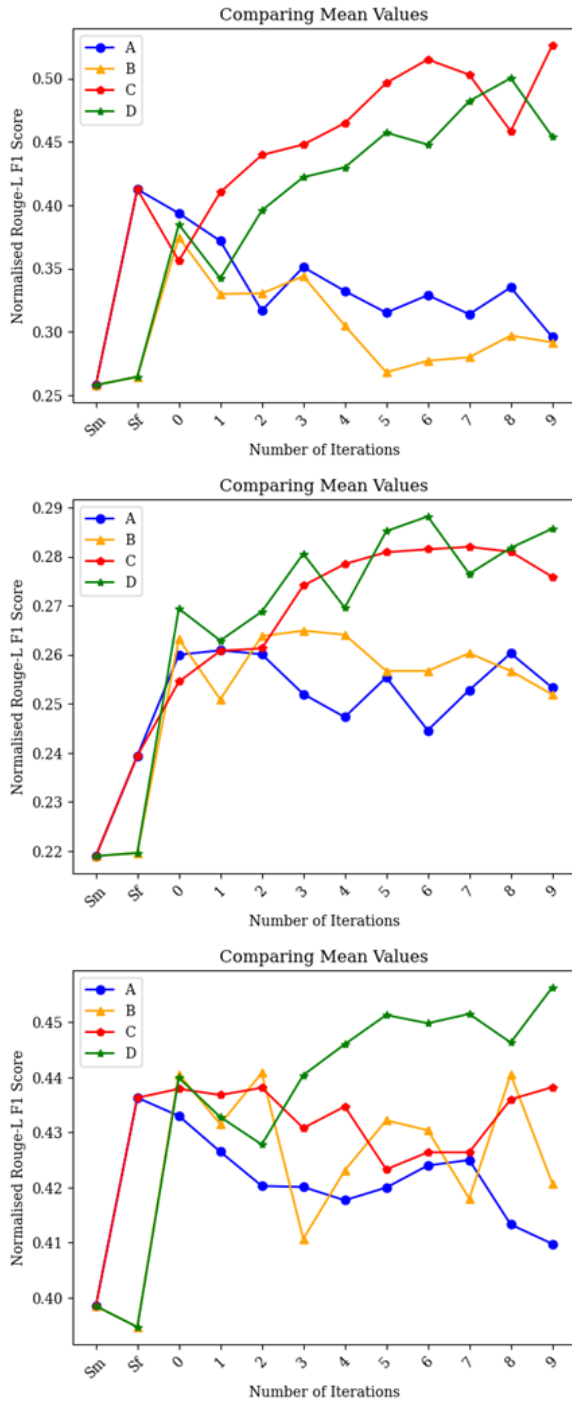


Figure 10: Comparing the mean scores of each batch over iterations for all three tasks (in order)- Question-Answering, Summarisation and Dialogue Summarisation.

The similarity scores are significantly lower than the manual baseline sets for methods A, B and C. This hints towards the possible selection and emphasis by the LLM on only a select few prompts, learning from and propagating them. Looking at the performance of the methods while maintaining diversity, the experiment finds method C to be the

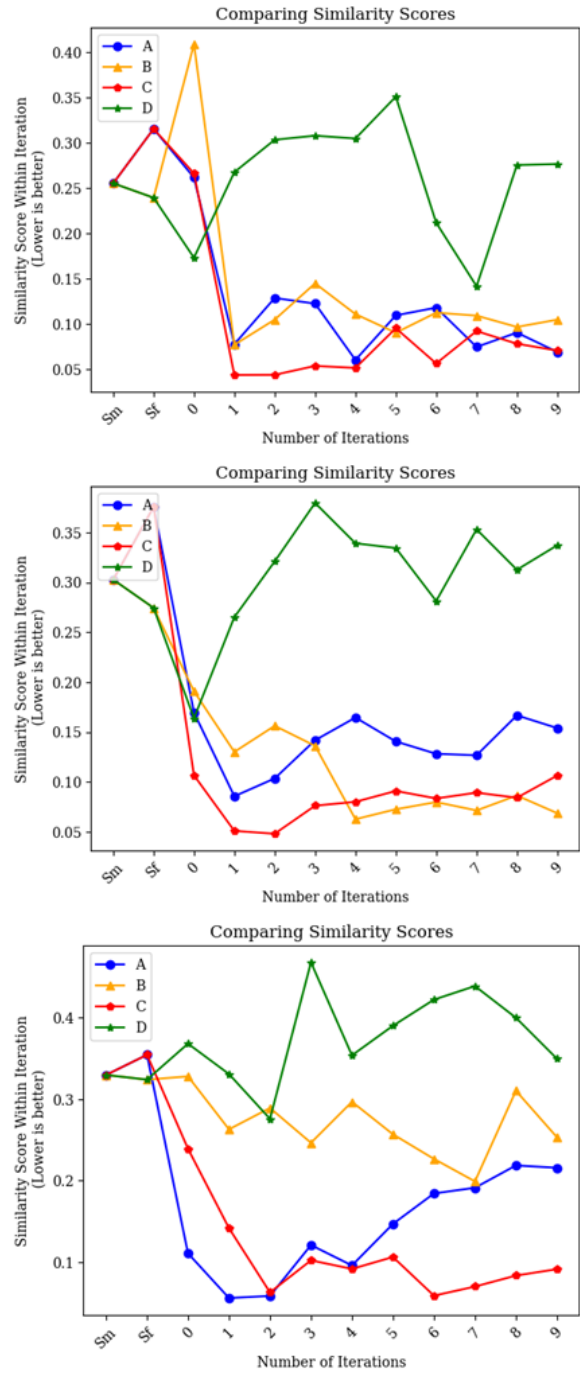


Figure 11: Comparing the similarity scores of each batch over iterations for all three tasks (in order)- Question-Answering, Summarisation and Dialogue Summarisation.

most effective at optimising prompt templates in our experiment.

The experiment could be extended and checked on multiple LLMs and different combinations for a more generalised result, diving deeper into the details of the interaction between feeder and propagation methods.

References

- Tom B. Brown, Benjamin Mann, Nick Ryder, Melanie Subbiah, Jared Kaplan, Prafulla Dhariwal, Arvind Neelakantan, Pranav Shyam, Girish Sastry, Amanda Askell, Sandhini Agarwal, Ariel Herbert-Voss, Gretchen Krueger, Tom Henighan, Rewon Child, Aditya Ramesh, Daniel M. Ziegler, Jeffrey Wu, Clemens Winter, Christopher Hesse, Mark Chen, Eric Sigler, Mateusz Litwin, Scott Gray, Benjamin Chess, Jack Clark, Christopher Berner, Sam McCandlish, Alec Radford, Ilya Sutskever, and Dario Amodei. 2020. [Language models are few-shot learners](#). *Preprint*, arXiv:2005.14165.
- Chrisantha Fernando, Dylan Banarse, Henryk Michalewski, Simon Osindero, and Tim Rocktäschel. 2023. [Promptbreeder: Self-referential self-improvement via prompt evolution](#). *Preprint*, arXiv:2309.16797.
- Bogdan Gliwa, Iwona Mochol, Maciej Biesek, and Aleksander Wawer. 2019. [Samsun corpus: A human-annotated dialogue dataset for abstractive summarization](#). In *Proceedings of the 2nd Workshop on New Frontiers in Summarization*. Association for Computational Linguistics.
- Karl Moritz Hermann, Tomas Kocisky, Edward Grefenstette, Lasse Espeholt, Will Kay, Mustafa Suleyman, and Phil Blunsom. 2015. [Teaching machines to read and comprehend](#). In *Advances in Neural Information Processing Systems*, volume 28. Curran Associates, Inc.
- Ruotian Ma, Xiaolei Wang, Xin Zhou, Jian Li, Nan Du, Tao Gui, Qi Zhang, and Xuanjing Huang. 2024. [Are large language models good prompt optimizers?](#) *Preprint*, arXiv:2402.02101.
- Guanghui Qin and Jason Eisner. 2021. [Learning how to ask: Querying lms with mixtures of soft prompts](#). *Preprint*, arXiv:2104.06599.
- Pranav Rajpurkar, Jian Zhang, Konstantin Lopyrev, and Percy Liang. 2016. [Squad: 100,000+ questions for machine comprehension of text](#). *Preprint*, arXiv:1606.05250.
- Hong Sun, Xue Li, Yinchuan Xu, Youkow Homma, Qi Cao, Min Wu, Jian Jiao, and Denis Charles. 2023. [Autohint: Automatic prompt optimization with hint generation](#). *Preprint*, arXiv:2307.07415.
- Xuezhi Wang, Jason Wei, Dale Schuurmans, Quoc Le, Ed Chi, Sharan Narang, Aakanksha Chowdhery, and Denny Zhou. 2023. [Self-consistency improves chain of thought reasoning in language models](#). *Preprint*, arXiv:2203.11171.
- Jason Wei, Xuezhi Wang, Dale Schuurmans, Maarten Bosma, Brian Ichter, Fei Xia, Ed Chi, Quoc Le, and Denny Zhou. 2023. [Chain-of-thought prompting elicits reasoning in large language models](#). *Preprint*, arXiv:2201.11903.
- Yuxin Wen, Neel Jain, John Kirchenbauer, Micah Goldblum, Jonas Geiping, and Tom Goldstein. 2023. [Hard prompts made easy: Gradient-based discrete optimization for prompt tuning and discovery](#). *Preprint*, arXiv:2302.03668.
- Jules White, Quchen Fu, Sam Hays, Michael Sandborn, Carlos Olea, Henry Gilbert, Ashraf Elnashar, Jesse Spencer-Smith, and Douglas C. Schmidt. 2023. [A prompt pattern catalog to enhance prompt engineering with chatgpt](#). *Preprint*, arXiv:2302.11382.
- Chengrun Yang, Xuezhi Wang, Yifeng Lu, Hanxiao Liu, Quoc V. Le, Denny Zhou, and Xinyun Chen. 2024. [Large language models as optimizers](#). *Preprint*, arXiv:2309.03409.
- Chunting Zhou, Junxian He, Xuezhe Ma, Taylor Berg-Kirkpatrick, and Graham Neubig. 2022. [Prompt consistency for zero-shot task generalization](#). *Preprint*, arXiv:2205.00049.

A Extended Experimentation

The following results have been evaluated on 42 random data points from the datasets mentioned in Section 3.2. The best performing methods in the experiment evaluated on 10 data points- C (*f a P b*) and D (*f b P b*) have been used in this extended experiment to check the robustness and extent of optimisation. The results for the extended experiment for the three metrics used previously in Section 4- mean values, maximum values and similarity scores are provided with the visualisation of the optimisation in each iteration as a trend and with the values in Figures 13, 12 and 14 and Tables 5, 4 and 6.

A.1 Comparing Maximums

At the end of the nine iterations the experiment uses, the ROUGE-L F1 score of the best-performing prompt in the optimised batch is higher than that of the best-performing prompt in the manual set of prompts which serve as the baseline.

A.2 Comparing Mean Scores

Comparing the mean score of the batch of prompts provides a measure of the improvement of the batch as a whole and how well the LLM is able to derive insights in order to better optimise the prompts, capturing linguistic styles and patterns. Overall, the trend captured in the experiment shows an improvement in the means score of each iteration and when compared to the original set of prompts S_m .

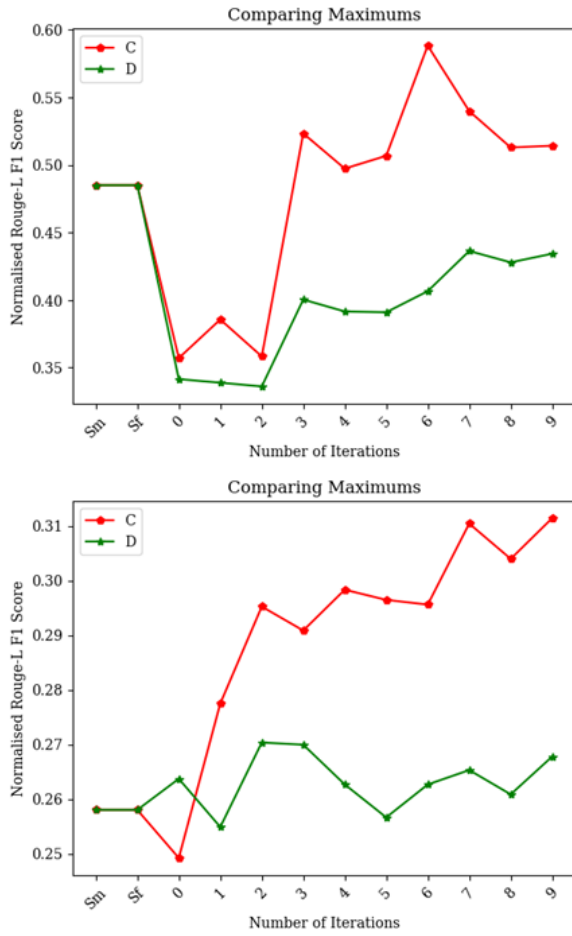


Figure 12: Comparing the maximum scores of each batch over iterations for two tasks (in order)- Question-Answering and Summarisation, for extended experimentation evaluated on 42 data points

	C	D
Sm	0.485	0.485
Sf	0.485	0.485
0	0.357	0.341
1	0.385	0.338
2	0.358	0.336
3	0.523	0.4
4	0.497	0.391
5	0.506	0.391
6	0.588	0.406
7	0.539	0.436
8	0.512	0.427
9	0.514	0.434

Table 4: Maximum scores for the task of question-answering- extended experiment (Left) and summarisation (Right)

	C	D
Sm	0.258	0.258
Sf	0.258	0.258
0	0.249	0.263
1	0.277	0.254
2	0.295	0.27
3	0.29	0.269
4	0.298	0.262
5	0.296	0.256
6	0.295	0.262
7	0.31	0.265
8	0.303	0.26
9	0.311	0.267

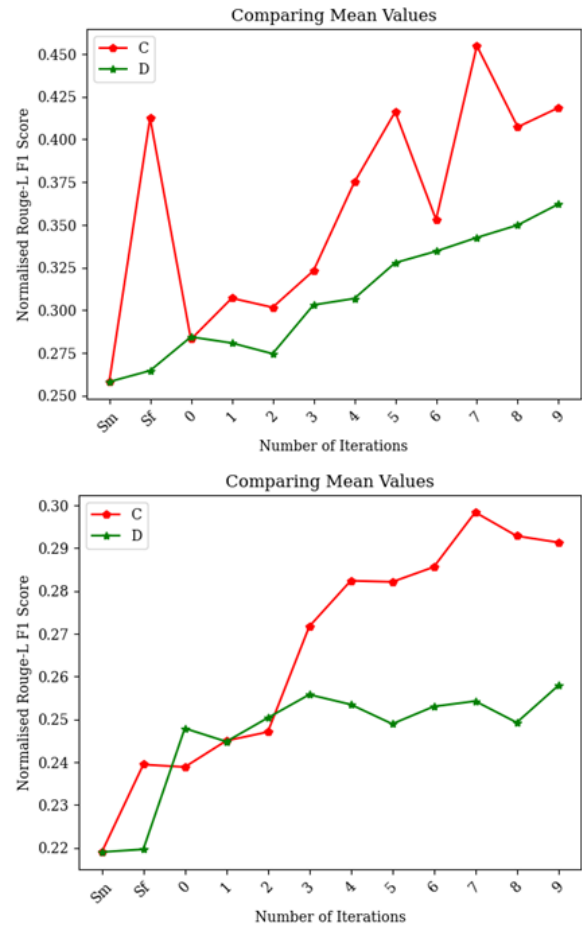


Figure 13: Comparing the mean scores of each batch over iterations for two tasks (in order)- Question-Answering and Summarisation, for extended experimentation evaluated on 42 data points

	C	D
Sm	0.258	0.258
Sf	0.412	0.264
0	0.282	0.284
1	0.307	0.28
2	0.301	0.274
3	0.323	0.303
4	0.374	0.306
5	0.416	0.327
6	0.353	0.334
7	0.454	0.342
8	0.407	0.349
9	0.418	0.362

Table 5: Mean scores for the task of question-answering- extended experiment (Left) and summarisation (Right)

	C	D
Sm	0.218	0.218
Sf	0.239	0.219
0	0.238	0.247
1	0.244	0.244
2	0.247	0.25
3	0.271	0.255
4	0.282	0.253
5	0.282	0.248
6	0.285	0.252
7	0.298	0.254
8	0.292	0.249
9	0.291	0.257

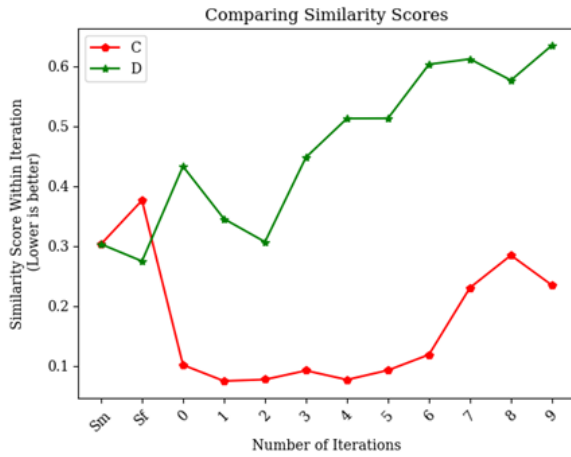
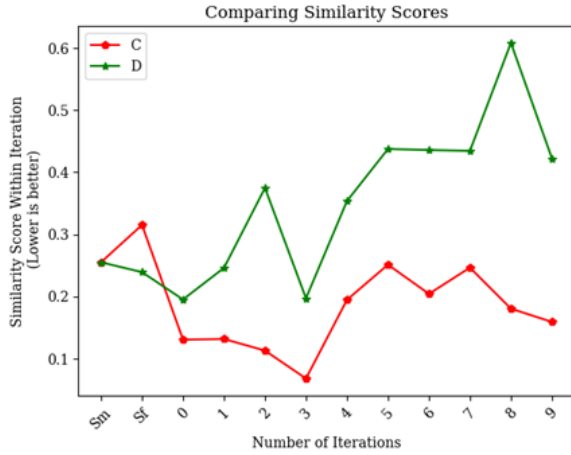


Figure 14: Comparing the similarity scores of each batch over iterations for two tasks (in order)- Question-Answering and Summarisation, for extended experimentation evaluated on 42 data points

A.3 Comparing Similarity Scores

The similarity scores follow a similar comparative trend as that seen in Section 4.2, where method C- *faPb* shows lesser similarity within a batch of prompts, when compared to method D- *fbPb* which shows an increase in similarity from the original set of prompts and those generated using method C. The similarity score has been used as a measure of diversity and overfitting, where prompts in a batch being too similar to each other is seen as a loss in the diversity of prompts and overfitting of linguistic style and syntax by the LLM.

B Comparing Maximums

B.1 Maximum Score

Through Figure 15, the maximum score in each batch for half of the methods is found to improve over iterations. The opposite is true for the other half. The methods which improve over iterations

	C	D
Sm	0.266	0.266
Sf	0.315	0.239
0	0.13	0.195
1	0.131	0.246
2	0.112	0.374
3	0.067	0.197
4	0.194	0.353
5	0.251	0.437
6	0.204	0.435
7	0.246	0.434
8	0.18	0.608
9	0.158	0.422

Table 6: Similarity scores for the task of question-answering- extended experiment (Left) and summarisation (Right)

use the same propagation method, Propagation method B. Surprisingly, this means that sampling a few prompts with their scores each iteration works better than sending the consolidated ranked list of prompts with their scores. More data sent to the LLM does not guarantee better results in this case.

C Prompt Evolution

Table 10 displays a few examples of the first manual prompt and an improved prompt from the latest iteration.

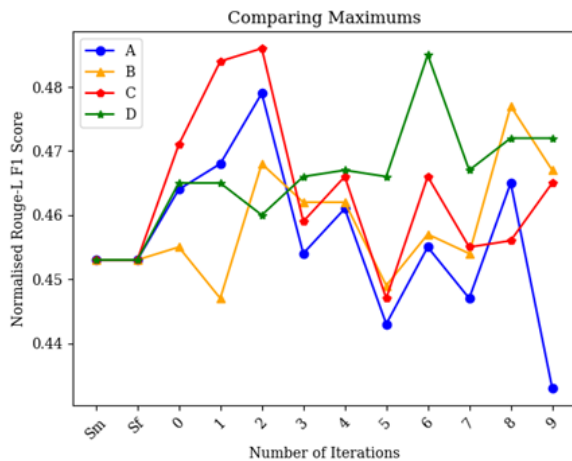
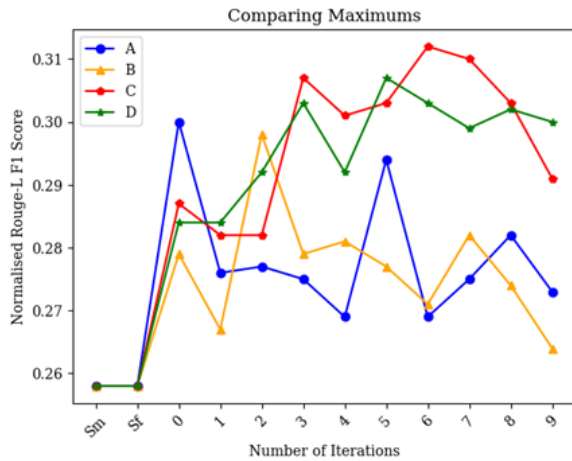
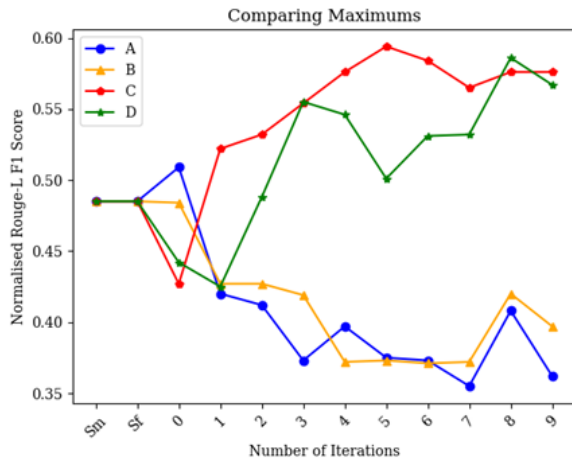


Figure 15: Comparing the maximum scores of each batch over iterations for all three tasks (in order)- Question-Answering, Summarisation and Dialogue Summarisation.

	A	B	C	D
Sm	0.485	0.485	0.485	0.485
Sf	0.485	0.485	0.485	0.485
0	0.509	0.484	0.427	0.442
1	0.42	0.427	0.522	0.425
2	0.412	0.427	0.532	0.488
3	0.373	0.419	0.554	0.555
4	0.397	0.372	0.576	0.546
5	0.375	0.373	0.594	0.501
6	0.373	0.371	0.584	0.531
7	0.355	0.372	0.565	0.532
8	0.408	0.42	0.576	0.586
9	0.362	0.397	0.576	0.567

Table 7: Maximum scores for the task of question-answering

	A	B	C	D
Sm	0.258	0.258	0.258	0.258
Sf	0.258	0.258	0.258	0.258
0	0.3	0.279	0.287	0.284
1	0.276	0.267	0.282	0.284
2	0.277	0.298	0.282	0.292
3	0.275	0.279	0.307	0.303
4	0.269	0.281	0.301	0.292
5	0.294	0.277	0.303	0.307
6	0.269	0.271	0.312	0.303
7	0.275	0.282	0.31	0.299
8	0.282	0.274	0.303	0.302
9	0.273	0.264	0.291	0.3

Table 8: Maximum scores for the task of summarisation

	A	B	C	D
Sm	0.453	0.453	0.453	0.453
Sf	0.453	0.453	0.453	0.453
0	0.464	0.455	0.471	0.465
1	0.468	0.447	0.484	0.465
2	0.479	0.468	0.486	0.46
3	0.454	0.462	0.459	0.466
4	0.461	0.462	0.466	0.467
5	0.443	0.449	0.447	0.466
6	0.455	0.457	0.466	0.485
7	0.447	0.454	0.455	0.467
8	0.465	0.477	0.456	0.472
9	0.43	0.46	0.46	0.47

Table 9: Maximum scores for the task of dialogue summarisation

Prompt	Precision	Recall	F1	Set	In-Context Task
Let's play a game. Answer the following question based on the given context. If the answer is not optimal, you lose. Else, you win.	0.417	0.804	0.485	Sm	Question Answering
Attention Detective! Your new mission is to uncover the identity of the person who had the strongest motive to commit the crime. Diligently scrutinize the given context and pay attention to the critical details that will lead you to the right answer. Who stood to gain the most from the crime? Remember, your answer should be accurate and precise. A correct answer will move you closer to solving the mystery. Be quick, the clock is ticking. Good luck, detective!	0.522	0.833	0.576	S9	Question Answering
Ready for a challenge? Based on the context provided, summarise with a clear and concise response that demonstrates your understanding. Aim for accuracy - if your answer is optimal, you win!	0.178	0.512	0.258	Sm	Summarisation
Ready for a summary challenge? Your task is to accurately summarize the context given in 50 words or less. Prioritize the most important information and use evidence to support your answer. Ensure clarity and simplicity in your response. Good luck!	0.219	0.495	0.3	S9	Summarisation
You are given a sequence of dialogues. Let's solve a puzzle! Summarise the following question based on the given context. Provide a clear and concise response that demonstrates your deep understanding of the context.	0.403	0.558	0.453	Sm	Dialogue Summarisation
You are given a sequence of dialogues. Your task is to summarize the conversation topic accurately and succinctly, using logical reasoning and evidence from the context to support your answer. Prioritize the most important information and strive for clarity and conciseness.	0.498	0.485	0.472	S9	Dialogue

Table 10: Sample prompts from the first and last iterations