

# RIDA: A Robust Attack Framework on Incomplete Graphs

Jianke Yu  
University of Technology Sydney  
Sydney, Australia  
jianke.yu@student.uts.edu.au

Hanchen Wang  
University of Technology Sydney  
Sydney, Australia  
hanchen.wang@uts.edu.au

Chen Chen  
University of Wollongong  
Wollongong, Australia  
chenc@uow.edu.au

Xiaoyang Wang  
University of New South Wales  
Sydney, Australia  
xiaoyang.wang1@unsw.edu.au

Wenjie Zhang  
University of New South Wales  
Sydney, Australia  
wenjie.zhang@unsw.edu.au

Ying Zhang  
Zhejiang Gongshang University  
Hangzhou, China  
ying.zhang@zjgsu.edu.cn

## Abstract

Graph Neural Networks (GNNs) are vital in data science but are increasingly susceptible to adversarial attacks. To help researchers develop more robust GNN models, it's essential to focus on designing strong attack models as foundational benchmarks and guiding references. Among adversarial attacks, gray-box poisoning attacks are noteworthy due to their effectiveness and fewer constraints. These attacks exploit GNNs' need for retraining on updated data, thereby impacting their performance by perturbing these datasets. However, current research overlooks the real-world scenario of incomplete graphs. To address this gap, we introduce the Robust Incomplete Deep Attack Framework (RIDA). It is the first algorithm for robust gray-box poisoning attacks on incomplete graphs. The approach innovatively aggregates distant vertex information and ensures powerful data utilization. Extensive tests against 9 SOTA baselines on 3 real-world datasets demonstrate RIDA's superiority in handling incompleteness and high attack performance on the incomplete graph.

## CCS Concepts

• **Do Not Use This Code** → **Generate the Correct Terms for Your Paper**; *Generate the Correct Terms for Your Paper*; Generate the Correct Terms for Your Paper; Generate the Correct Terms for Your Paper.

## Keywords

Do, Not, Us, This, Code, Put, the, Correct, Terms, for, Your, Paper

## ACM Reference Format:

Jianke Yu, Hanchen Wang, Chen Chen, Xiaoyang Wang, Wenjie Zhang, and Ying Zhang. 2018. RIDA: A Robust Attack Framework on Incomplete Graphs. In *Proceedings of Make sure to enter the correct conference title from your rights confirmation email (Conference acronym 'XX)*. ACM, New York, NY, USA, 11 pages. <https://doi.org/XXXXXXX.XXXXXXX>

Permission to make digital or hard copies of all or part of this work for personal or classroom use is granted without fee provided that copies are not made or distributed for profit or commercial advantage and that copies bear this notice and the full citation on the first page. Copyrights for components of this work owned by others than the author(s) must be honored. Abstracting with credit is permitted. To copy otherwise, or republish, to post on servers or to redistribute to lists, requires prior specific permission and/or a fee. Request permissions from [permissions@acm.org](mailto:permissions@acm.org).

Conference acronym 'XX, June 03–05, 2018, Woodstock, NY

© 2018 Copyright held by the owner/author(s). Publication rights licensed to ACM.

ACM ISBN 978-1-4503-XXXX-X/18/06

<https://doi.org/XXXXXXX.XXXXXXX>

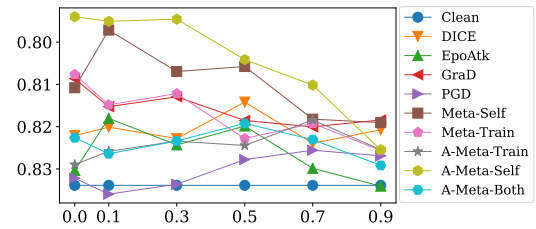


Figure 1: Impact of Missing Attributes on Existing Algorithms

## 1 Introduction

Graph Neural Networks (GNNs) are becoming increasingly essential in the vast field of contemporary data science because of their adeptness at uncovering data connections and patterns. Their advanced learning capabilities significantly impact various domains, such as managing complex social network interactions and modeling molecular structures [19, 41].

As GNNs are increasingly deployed in critical areas, concerns regarding their security and robustness against various attacks are becoming more significant [16, 24, 45]. Among these attacks, adversarial attacks are a widespread and serious challenge. These attacks subtly manipulate graph data, leading to errors in prediction and classification tasks [29, 60]. In response, research efforts have notably increased their attention on these attacks. They guide the development of future GNN models by designing powerful attack algorithms in this domain. These well-designed algorithms serve as foundational benchmarks and guiding references, ultimately enhancing the security and robustness of GNN models [50, 55, 61].

Gray-box poisoning attacks are one of the most typical and significant threats among the various adversarial attack strategies [30]. These attacks are particularly tricky because GNN models must be regularly retrained with new data. In these situations, attackers make small changes to the graph's structure, causing a considerable decline in the target model's performance. Existing research on gray-box poisoning attacks primarily focuses on treating the adjacency matrix as a modifiable parameter and manipulating it to achieve the attack of the graph structure. Specifically, this is achieved by employing a loss function that opposes the regular training loss of target GNN models. Attackers can identify a minimal number of optimal edges to disrupt by applying backpropagation to the adjacency matrix [51, 61]. However, to the best of our

knowledge, there hasn't been any work in the relevant field that has considered incomplete graph scenarios. This circumstance is essential for GNN security research because it is ordinary in attack scenarios, where attackers are often unable to acquire sensitive attributes like gender and age in their entirety. To assess how such typical attribute incompleteness scenarios impact the performance of current algorithms, we carried out numerous experiments.

**Observation.** We conducted tests using 9 of the top-performing algorithms currently available. The results are shown in Figure 1, and these algorithms chosen for comparison align with our experiments in Section 4. This Figure depicts a scenario where certain vertices are missing 30% of their attributes, with the x-axis representing the proportion of vertices with missing attributes. The y-axis represents Accuracy and has been reversed to prioritize algorithms with superior attack performance. From the experimental results, we observed that when the number of vertices with missing attributes increases, the attack performance of these models substantially decreases. This is because these methods are sensitive to the overall distribution of attributes due to their inherent requirement to attack the target model on a global scale. To be more specific, the algorithms that achieve optimal attack performance on the complete graph initially utilize the available data to establish a fully fitted label prediction model. Then, the model provides substantial low-noise information to the downstream attack module. However, this strategy becomes less reliable due to the absence of attributes from a large number of vertices. What is worse, it even injects more noisy information into the attack module, resulting in a sharp decline in the attack performance of the model, as illustrated in the Figure 1. As a result, it can be concluded that current algorithms face challenges adapting to incomplete graphs. To overcome this challenge, we introduce the Robust Incomplete Deep Attack Framework (RIDA). This model focuses on attribute incompleteness from a large proportion of vertex. It includes three modules: Depth-Plus GNN module, Local-global Attention module, and Holistic Adversarial Attack module. The Depth-Plus GNN module is specifically designed to enhance the aggregation range of vertex attributes, maximizing the utilization of existing attribute information. The Local-global Attention module considers attributes from both global and local perspectives, fine-tuning the model's focus during the aggregation process. The Holistic Adversarial Attack module utilizes the refined information from the previous modules to conduct comprehensive adversarial attacks. Our main contributions are summarized as follows:

- To our knowledge, our proposed model RIDA is the first algorithm to achieve robust gray-box poisoning attacks on graphs with incomplete attributes. This algorithm demonstrates robust attack effectiveness in typical scenarios where sensitive attributes of a high proportion of vertices cannot be obtained.
- RIDA presents an innovative attack solution to address the issue of graph incompleteness. Our novel model enables extensive utilization of vertex attributes with minimal additional noise, ensuring the robustness of the model's attack performance.

- RIDA has been exhaustively tested against 9 current SOTA baselines on 3 real-world datasets. In addition, detailed analyses have been conducted to validate the effectiveness of each model component. Satisfactory results confirm its superior attack performance in scenarios involving missing attributes. These results highlight its potential to offer valuable insights for the design of robust GNN models.

## 2 Preliminary

### 2.1 Foundational Concepts

We aim to achieve attacks on incomplete attributed graphs.

**Attributed Graph.** An attributed graph is denoted as  $\mathcal{G} = (V, E, X)$ , where  $V = \{v_1, v_2, \dots, v_n\}$  represents the set of vertices,  $E$  denotes the set of edges, and  $X$  is the attribute matrix, with each row corresponding to the attributes of a vertex in  $V$ . Additionally, we define  $A \in \{0, 1\}^{|V| \times |V|}$  as the adjacency matrix and  $|V|$  denotes the number of vertex in  $\mathcal{G}$ .

**Graph Neural Networks.** Our attack targets Graph Neural Networks (GNNs). Many excellent GNN models have been proposed [15, 19, 41]. The structure of these models can generally be summarized as follows:

$$\mathbf{h}_u^{(k)} = \text{COM}^{(k)}(\mathbf{h}_u^{(k-1)}, \mathcal{AGG}^{(k)}\{\mathbf{h}_{u'}^{(k)}; u' \in N(u)\}), \quad (1)$$

where  $\mathbf{h}_u^{(k)}$  denotes the  $k$ -th layer's representation of vertex  $u$ ; The  $\mathcal{AGG}$  function is responsible for iteratively generating a vertex's representation by aggregating those of its neighbors; The  $\text{COM}$  operation updates the representation of vertex  $u$  by combining the aggregated representations with its prior layer representation  $\mathbf{h}_u^{(k-1)}$ . The main differentiator between GNNs is their unique aggregation and combination methods.

### 2.2 Problem Definition

RIDA is specifically designed to challenge the effectiveness of GNN models globally in semi-supervised vertex classification. This is achieved by perturbing a limited subset of edges in the dataset (less than a small rate  $\epsilon$ .) The perturbed graph  $G_p = (V, E_p, X)$  can mislead the target model into developing a lower-quality model, where  $E_p$  is the perturbed  $E$ . The proportion of differing edges between  $E_p$  and  $E$  is less than  $\epsilon$ . Our approach focuses on the scenario where the majority of vertices lack certain sensitive attributes. Specifically, we introduce two critical parameters,  $\alpha$  and  $\beta$ .  $\alpha$  represents the proportion of missing attributes in each vertex with incomplete attributes, while  $\beta$  represents the proportion of all vertices with incomplete attributes. The information available to the attacker is limited to  $G' = (V, E, X^\phi)$  and  $Y$ , where  $X^\phi$  is the attribute matrix with missing rates  $(\alpha, \beta)$ , and  $Y$  is the set of vertex labels with a much smaller quantity than  $|V|$ .

## 3 Model

This section provides an in-depth explanation of RIDA. Figure 2 provides an overview of the model.

### 3.1 Depth-Plus GNN Module

The experimental results shown in Figure 1 illustrate variations in attack effectiveness caused by missing attributes. Surprisingly,

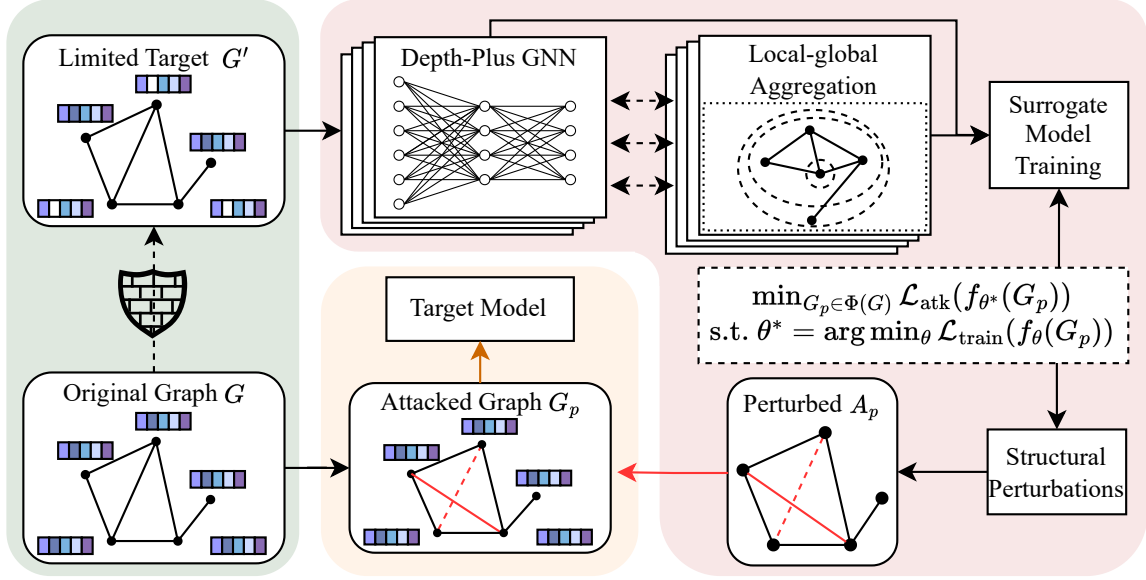


Figure 2: The Framework of RIDA

removing specific attributes unexpectedly results in a minor improvement of some methods in attack performance as it partially mitigates the impact of dataset noise. Therefore, to maximize the utilization of the available attribute information, it is crucial to develop a robust GNN model that prioritizes two fundamental aspects: extensive propagation of attribute information and robust noise suppression within the data [28]. An efficient and effective GNN model is the Graph Convolutional Network (GCN) [19]. Its operation is as follows:

$$H^{(l+1)} = \sigma(\bar{D}^{-\frac{1}{2}} \bar{A} \bar{D}^{-\frac{1}{2}} H^{(l)} W^{(l)}), \quad (2)$$

where  $H^{(l)}$  is the  $l$ -th layer feature matrix,  $\bar{A}$  is the adjacency matrix with self-loop,  $\bar{D}$  is the normalised degree matrix of  $\bar{A}$ ,  $W^{(l)}$  is the learnable weight matrix of  $l$ -th layer and  $\sigma$  is a nonlinear activation function. However, GCN and other similar GNN structures face the over-smoothing problem when attempting to aggregate attributes from more distant hops [7, 36]. The Depth-Plus GNN is designed to mitigate the impact of this issue. The first step involves initializing the vertex features to suppress noise from incomplete attribute data:

$$X' = \begin{cases} 0 & \text{if } X_{ij}^\phi \text{ is missing} \\ \text{Norm}(X_{ij}^\phi) \times 0.9 + 0.1 & \text{otherwise,} \end{cases} \quad (3)$$

where  $X_{ij}^\phi$  denotes the element in the  $i$ -th row and  $j$ -th column of matrix  $X^\phi$ ;  $\text{Norm}(\cdot)$  is a normalization function. To distinguish between missing attributes and original attributes, we normalize the original attributes to a range of 0.1 to 1 and designate missing attributes as 0. This strategy safeguards the original attributes from noise during propagation.

Then, we can build a new GNN model to fully use available attributes and provide low-noise information for the attack module. Continuing the ideas of SGCN [47] and the surrogate model of Nettack [61], we can simplify a two-layer GCN into the following

form:

$$H^{(l+2)} = \tilde{A}(\tilde{A}H^{(l)}W^{(l)})W^{(l+1)} = \tilde{A}^2H^{(l)}W, \quad (4)$$

where  $\tilde{A} = \bar{D}^{-\frac{1}{2}} \bar{A} \bar{D}^{-\frac{1}{2}}$  and  $W$  is a weight matrix that can be equivalent to the product of the weight matrices of each layer. The simplified GCN can be used to enhance the further propagation of attribute information. However, the self-loop strategy can enlarge the impact of missing attributes, hindering the propagation process. This is because it continually reinforces the significance of a vertex's attributes, which can lead to an overemphasis on incomplete or inaccurate information. To mitigate this issue, we remove self-loops from the adjacency matrix and temporarily exclude  $W$  to boost computational efficiency. Consequently, we derive the formula presented in Equation (4) as follows:

$$X^{(k)} = \begin{cases} X' & \text{if } k = 0 \\ \lambda \hat{A}X^{(k-1)} + (1 - \lambda)X^{(k-1)} & \text{if } k > 0, \end{cases} \quad (5)$$

where  $\hat{A}$  represents the normalized adjacency matrix excluding self-loops; The variable  $k \in \mathbb{Z}_{\geq 0}$  denotes the number of aggregation layers; The decay parameter  $\lambda = \delta(1 - \gamma)^k$  is determined by three factors: the hyperparameters  $\delta$  and  $\gamma$ , along with the layer count  $k$ . These parameters collectively govern the strength of weight decay for each layer during iterations, ensuring adaptive control over the weights assigned to aggregate features, thus effectively reducing over-smoothing.

Ultimately, we employ a Multi-Layer Perceptron (MLP) in place of  $W$  to achieve more effective feature mapping. It obtains final results using features  $X^{(K)}$  from the last layer:

$$\hat{Y} = \sigma(\text{MLP}(X^{(K)})). \quad (6)$$

Depth-Plus GNN is built upon GCN and maintains a matching time complexity of  $O(|E|)$  for attribute propagation per layer [44, 49], where  $|E|$  denotes the number of edges. Furthermore, as both the

vertex attributes and the adjacency matrix remain unchanged during this phase, it's only necessary to compute  $X^{(K)}$  once before the training process. This eliminates the requirement for repeated calculations and enhances the efficiency of Depth-Plus GNN compared to conventional GNNs. The experimental results presented in Section 4.3 and summarized in Table 5 demonstrate the effectiveness of this long-distance noise-resistant aggregation method in achieving information extraction on incomplete graphs.

### 3.2 Local-global Aggregation Module

The Depth-Plus GNN module in RIDA is strategically designed for effective distant information aggregation. Following this, we introduce the Local-global Aggregation module, further enhancing the model's capabilities in merging data across different proximities. **Bifocal Feature Processor.** During information propagation, the Depth-Plus GNN module temporarily stores intermediate features at vertices with missing attributes. Crucially, these intermediate features associated should not undergo the same processing as regular attributes. To address this, RIDA avoids using the attention mechanism on these manually generated features, preventing the addition of unnecessary noise [4, 35]. Specifically, we propose the Bifocal Feature Processor to maximize the utilization of original attributes. Initially, RIDA divides the vertex attribute matrix into two sections: the complete attribute section and the incomplete attribute section. The missing attributes in the incomplete attribute section are then masked. Subsequently, these two sections are combined for participation in the attention mechanism. This allows the model to focus on processing the available information. It should be emphasized that the Bifocal Feature Processor is only employed within the attention mechanism and does not interfere with the standard feature propagation process in the Depth-Plus GNN module.

**Local-global Attention Mechanism.** With the assistance of the Bifocal Feature Processor, we can further optimize the model depth. More specifically, RIDA first separates the aggregation results of each layer in Equation (5):  $X_b^{(k)} = \text{BFP}(X^{(k)})$ , where  $\text{BFP}(\cdot)$  is the process of Bifocal Feature Processor. Then, when  $k > 0$ , we calculate the cosine distance between  $X_b^{(k)}$  and  $X_b^{(k-1)}$ , as well as between  $X_b^{(k)}$  and  $X_b^{(0)}$  for each layer to obtain the local and global attention coefficients:

$$C = \frac{X_b^{(k)} \cdot X_b^{(k-1)}}{\|X_b^{(k)}\| \cdot \|X_b^{(k-1)}\|} \cdot \frac{X_b^{(k)} \cdot X_b^{(0)}}{\|X_b^{(k)}\| \cdot \|X_b^{(0)}\|}, \quad (7)$$

where  $\|\cdot\|$  denotes L2 norm computation. Through the local attention mechanism, our model efficiently transfers critical features between a vertex's current layer and the preceding layer, resulting in performance improvement. By emphasizing the global attention between each vertex's current layer features and its original attributes, we preserve the original information and mitigate over-smoothing to some extent. Moreover, integrating the Bifocal Feature Processor into our model is pivotal. It ensures a continuous local-global attention mechanism for a more effective information processing approach. Finally, we obtain the optimized propagation layer:

$$X^{(k)} = \begin{cases} X' & \text{if } k = 0 \\ \lambda C \hat{A} X_b^{(k-1)} + (1 - \lambda C) X_b^{(k-1)} & \text{if } k > 0. \end{cases} \quad (8)$$

Through this mechanism, RIDA uniformly applies attention-weighted residual embedding to each known attribute. This enables the model to manage attribute information across different distances more effectively. After forward propagation, parameters are optimized by the cross-entropy loss function.

### 3.3 Holistic Adversarial Attack Module

After optimizing the information on the graph with missing attributes, we can employ adversarial attack techniques to induce structural perturbations to the dataset [62]. We establish a surrogate model to replace the invisible target model. The goal of this attack is the following formula:

$$\min_{G_p \in \Phi(G)} \mathcal{L}_{\text{atk}}(f_{\theta^*}(G_p)) \text{ s.t. } \theta^* = \arg \min_{\theta} \mathcal{L}_{\text{train}}(f_{\theta}(G_p)), \quad (9)$$

where  $f_{\theta}$  is the surrogate model function with parameters  $\theta$ ,  $\mathcal{L}_{\text{train}}$  is the loss function of this surrogate model,  $\mathcal{L}_{\text{atk}} = -\mathcal{L}_{\text{train}}$  is the loss function the attacker seeks to minimize, and  $\Phi(G)$  is the set of allowed modifications to the graph  $G$ .

Employing Depth-Plus GNN as the surrogate model can help the model to mitigate the effects of missing information during attacks. However, this module requires power operations on the adjacency matrix. So it is difficult to perform gradient computation as well as back-propagation for the adjacency matrix with such a surrogate model. To solve this challenge, we provide optimization of input feature of the surrogate model. Specifically, the propagation record of Depth-Plus GNN will be maintained to enable surrogate model to utilize global information with less computational cost:

$$\begin{aligned} X_s &= \eta \hat{A}^{(K-1)} X_n^{\phi} + (1 - \eta) X_n^{\phi}, \\ \hat{A}^{(k)} &= \lambda T^{(k-1)} + (1 - \lambda) \hat{A}^{(k-1)}, \\ T^{(k)} &= \hat{A} \cdot T^{(k-1)}, \end{aligned} \quad (10)$$

where  $X_s$  is the optimized feature for surrogate model,  $X_n^{\phi}$  is the normalized  $X^{\phi}$ ,  $\eta$  is a weighting coefficient,  $T^{(k)}$  is an intermediate matrix and  $T^{(0)} = \hat{A}$ . The  $X_s$  can help the Holistic Adversarial Attack module fully considers the global information in attacking incomplete graphs. Finally, GCN without activation function can be used as the surrogate model to ensure the efficiency of the attack process.

The objective of the Holistic Adversarial Attack module is to find a perturbed graph  $G_p$ , with the aim that training the surrogate model on this graph will minimize the attacker's loss  $\mathcal{L}_{\text{atk}}$ , enabling an attack on an unknown target model. We transform this problem into finding a perturbation matrix  $A_p$  while ensuring the proportion of differing edges between  $A$  and  $A_p$  is less than  $\epsilon$ .  $A_{\text{atk}} = A + A_p$  is the adjacency matrix of  $G_p$ . Initially, we set up the perturbation matrix  $A_p^{(0)} = \mathbf{0}$ . This all-zero adjacency matrix represents that no attacks have been conducted. In the  $i$ -th iteration of the attack, we start by removing the diagonal elements from the perturbation matrix  $A_p^{(i)}$  and ensuring that its values remain within the range from  $-1$  to  $1$ . The sign of the value is used to determine edge additions or deletions. Subsequently, we construct the targeted adjacency matrix for the  $i$ -th attack round as  $A_m^{(i)} = A + A_p^{(i)}$ . Afterward, we train the surrogate model to obtain the optimized

model parameters:

$$\theta^{(i)} = \arg \min_{\theta} \mathcal{L}_{\text{train}}(f_{\theta}(V, \mathbf{A}_m^{(i)}, X_s, Y)). \quad (11)$$

We further use  $\theta^{(i)}$  to compute the gradient of  $\mathbf{A}_m^{(i)}$  for the attack loss function, representing the optimization direction:

$$\nabla \mathbf{A}_m^{(i)} = \nabla_{\mathbf{A}_m^{(i)}} \mathcal{L}_{\text{atk}}(f_{\theta^{(i)}}(V, \mathbf{A}_m^{(i)}, X_s, \hat{Y})). \quad (12)$$

After that,  $\mathbf{A}_m^{(i)}$  is utilized as the step size and multiplied by the gradient direction. Then, we keep the diagonal elements at 0 and ensure that all elements in the matrix are greater than or equal to 0 by subtracting the minimum element from each. This step is to avoid computational issues during the training process. Finally, the position with the most significant change is chosen for this attack. The outcome of the attack is stored in  $\mathbf{A}_p^{(i)}$ , marking the completion of the  $i$ -th attack iteration. To maintain graph connectivity, we avoid attacking edges linked to vertices with a degree of 1.

It's worth noting that the processes in Equations (11) and (12) run concurrently. These processes involve calculating  $\mathcal{L}_{\text{atk}}$  gradients while optimizing the parameters of the surrogate model. After completing the calculations, these pre-computed gradients are utilized in the current attack round. After repeating the attack  $|E| \times \epsilon$  times, we can achieve the desired result:  $\mathbf{A}_{\text{atk}} = \mathbf{A} + \mathbf{A}_p^{(|E| \times \epsilon)}$ .

## 4 Experiment

### 4.1 Experimental Setup

**Datasets.** In our experiments, we align our setup with previous studies [30, 62] to maintain fairness and comparability. We utilize three real datasets with attributes employed in those works: CORA-ML [33], CITESEER [37] and CORA [33]. Only their largest connected components are utilized, and these datasets exhibit varied characteristics: CORA-ML has 2, 810 vertices, 7, 981 edges, 2, 879 vertex attributes, and 7 distinct classes; CITESEER includes 2, 110 vertices, 3, 757 edges, 3, 703 vertex attributes, and 6 distinct classes; CORA consists of 2, 485 vertices, 5, 069 edges, 1, 433 vertex attributes, and 7 classes. As in previous works, they are split into labeled (10%) and unlabeled (90%) vertices. The labels of the unlabeled vertices were kept hidden from both the attacker and the classifiers, being used exclusively to evaluate the performance of the models. The code and datasets are available at <https://anonymous.4open.science/r/RIDA-EFC2>.

**Experimental environment.** In the experiments, we set  $\epsilon = 5\%$ ,  $\gamma = 0.01$ ,  $\eta = 0.05$ ,  $\alpha \in \{0.1, 0.3\}$ ,  $\beta \in \{0.7, 0.9\}$ .  $K = 8$  for CITESEER and  $K = 16$  for other datasets;  $\delta = 0.2$  for CORA-ML and  $\delta = 0.1$  for other datasets. The MLP consists of 2 layers with a hidden layer dimension of 16 and a learning rate of 0.01. The number of epochs for Depth-Plus GNN and Holistic Adversarial Attack is 200 and 100, respectively.  $\mathcal{L}_{\text{train}}$  employs negative log-likelihood loss. All experiments share a fixed seed and utilize the same data split results. As for the target models, we chose GCN [19], GAT [41] and GraphSAGE [15] (named SAGE in result tables), testing 10 times and taking the average after removing the best and worst results. Each attack result was tested ten times, and the average performance was by excluding the best and worst outcomes. All target models share settings: 2 layers, 0.005 learning rate, 200 epochs, and 16 hidden layer dimension. Accuracy is chosen as the evaluation

metric following prior studies. It signifies the percentage of correct predictions out of total predictions. Our experimental setup uses Python and PyTorch on a server with an Intel Xeon E-2288G CPU (8 cores, 64GB RAM) and an NVIDIA RTX 6000 GPU (24GB VRAM). **Compared Methods.** We compared RIDA with 9 SOTA gray-box poisoning attack algorithms on attributed graphs, including: DICE [46], EpoAtk [22] (gray-box attack version), GraD [30], PGD [51], Meta-Self, Meta-Train, A-Meta-Self, A-Meta-Train, A-Meta-Both [62]. We use their open-source code, keeping all parameters at their default settings. GraD and Meta-based algorithms employ normalized attributes to prevent gradient explosions. We also tested the attack effectiveness of the DGA [25]. However, the test results indicated that the target model's performance did not change significantly after being attacked by this model. Therefore, we do not report it in our experimental results. To verify the advancement of RIDA, we compare three baselines from the SOTA model A-Meta-Self with data imputation strategies. The method with mean imputation is named "MEAN"; "KNN-10" and "KNN-100" are methods that impute missing features by mean features from the 10 and 100 nodes with the closest cosine distances, respectively. What's more, we evaluate method RIDA w/o FE to verify the effectiveness of the optimization instead of using  $X_n^{\phi}$  directly.

### 4.2 Attack Effect Experiments

Tables 1 to 4 presents the results of the attack effect experiments, where "Clean" represents the accuracy of the target model when not under attack. For each attack model, a lower Accuracy value indicates a better attack performance. We have emphasized the best result in each set of experiments by using bold text, underlined the second-best result.

First, we analyze the attack effect experiment results when  $\beta = 0.7$ . Tables 1 and 2 show the experiment results when  $\alpha$  is 0.1 and 0.3, respectively. Overall, the performance of RIDA is the best. RIDA can average reduce the effectiveness of the target model by 4.89% and 4.33% at  $\alpha = 0.1$  and 0.3, respectively. Further analysis of the experiments, RIDA w/o FE is the second best method. That is because framework of RIDA can significantly mitigate the effects caused by incomplete information. The complete model with the best attack performance further demonstrates the effectiveness of optimization of the surrogate model. Compare with other baselines, RIDA can improve the average attack effectiveness by 1.42% and 1.03% at  $\alpha = 0.1$  and 0.3, respectively. These experimental results indicate that when a significant portion of vertices' attributes are lost, RIDA can still ensure a better attack performance than previous algorithms. Continuing to observe Tables 3 and 4, and analyzing the model performance at  $\beta = 0.9$ , we can still find a similar situation. Overall, RIDA is capable of causing the target model's performance to suffer losses of 3.82% and 3.88%, even when unable to access the majority of vertices' 10% and 30% attributes, respectively. Compared with the second-best algorithm in the experiments where RIDA's performance is notable, the attack performance of RIDA still manages to achieve an average increase of 0.90% and 1.44% at  $\alpha = 0.1$  and 0.3, respectively.

Continuing with the comparison of experimental results, it is evident that, except RIDA, other algorithms exhibit instability in scenarios involving missing attributes. This is due to their inability

**Table 1: Attack Efficacy of Various Algorithms at  $\alpha = 0.1, \beta = 0.7$** 

Dataset	CITeseer			CORa			CORa-ML		
Target Model	GCN	GAT	SAGE	GCN	GAT	SAGE	GCN	GAT	SAGE
Clean	70.76%	73.33%	69.99%	83.39%	84.06%	82.74%	86.90%	86.54%	86.13%
DICE	69.98%	71.68%	68.84%	82.58%	82.65%	81.80%	85.80%	84.73%	85.26%
EpoAtk	70.31%	72.34%	68.34%	82.15%	83.77%	81.61%	86.13%	85.95%	85.81%
GraD	68.13%	70.94%	67.67%	81.09%	82.53%	81.94%	83.45%	83.41%	83.87%
PGD	70.27%	71.62%	68.96%	81.51%	82.46%	81.61%	85.48%	85.00%	84.98%
Meta-Self	68.59%	71.19%	68.36%	80.64%	82.21%	80.73%	83.08%	83.38%	84.09%
Meta-Train	69.22%	71.59%	68.79%	81.48%	82.54%	81.32%	84.55%	84.84%	84.73%
A-Meta-Train	70.94%	72.59%	69.19%	82.46%	83.75%	81.18%	84.94%	84.87%	84.32%
A-Meta-Self	69.53%	71.25%	67.97%	80.55%	81.09%	80.52%	83.99%	83.18%	84.11%
A-Meta-Both	71.72%	72.53%	69.34%	82.17%	83.42%	81.44%	85.43%	85.10%	84.87%
KNN-10	68.65%	70.73%	68.10%	80.66%	81.73%	80.85%	84.03%	83.72%	84.38%
KNN-100	67.88%	71.18%	67.85%	81.00%	81.34%	81.01%	84.22%	83.24%	83.83%
MEAN	69.44%	72.57%	68.65%	80.73%	80.89%	80.65%	84.02%	83.54%	84.36%
RIDA w/o FE	<u>66.77%</u>	<u>69.70%</u>	<u>66.97%</u>	<u>79.68%</u>	<u>80.73%</u>	<u>80.23%</u>	<u>82.03%</u>	<u>82.23%</u>	<u>83.49%</u>
RIDA	<b>66.47%</b>	<b>68.94%</b>	<b>66.11%</b>	<b>79.60%</b>	<b>80.58%</b>	<b>80.21%</b>	<b>81.96%</b>	<b>81.65%</b>	<b>83.21%</b>

**Table 2: Attack Efficacy of Various Algorithms at  $\alpha = 0.3, \beta = 0.7$** 

Dataset	CITeseer			CORa			CORa-ML		
Target Model	GCN	GAT	SAGE	GCN	GAT	SAGE	GCN	GAT	SAGE
Clean	70.76%	73.33%	69.99%	83.39%	84.06%	82.74%	86.90%	86.54%	86.13%
DICE	68.69%	71.67%	68.34%	82.39%	83.54%	81.53%	85.18%	85.08%	84.70%
EpoAtk	71.41%	72.94%	69.10%	82.99%	83.14%	81.93%	85.41%	85.45%	85.61%
GraD	68.73%	71.10%	67.75%	82.00%	82.44%	81.98%	84.30%	84.29%	85.16%
PGD	70.30%	71.96%	68.05%	82.56%	82.81%	81.62%	85.33%	84.91%	84.60%
Meta-Self	67.94%	71.20%	67.71%	81.82%	82.34%	81.47%	84.13%	84.44%	84.55%
Meta-Train	69.99%	71.65%	68.79%	81.92%	83.25%	81.51%	84.46%	84.54%	85.18%
A-Meta-Train	71.07%	72.19%	69.16%	81.84%	83.48%	81.59%	85.34%	85.20%	84.85%
A-Meta-Self	68.02%	70.68%	67.92%	81.02%	81.31%	80.75%	84.04%	83.38%	84.49%
A-Meta-Both	70.07%	72.65%	68.79%	82.31%	83.75%	81.51%	84.98%	85.00%	85.11%
KNN-10	68.44%	70.45%	67.73%	80.64%	<u>81.06%</u>	81.00%	84.20%	83.64%	84.83%
KNN-100	69.16%	70.70%	68.82%	80.82%	81.44%	81.04%	83.92%	83.19%	84.26%
MEAN	68.53%	70.43%	67.76%	80.61%	81.46%	<u>80.65%</u>	83.98%	83.42%	84.59%
RIDA w/o FE	<u>67.57%</u>	<u>69.87%</u>	<u>67.11%</u>	<u>80.40%</u>	81.39%	80.95%	<u>82.87%</u>	<u>82.57%</u>	<u>83.32%</u>
RIDA	<b>67.44%</b>	<b>69.65%</b>	<b>66.93%</b>	<b>80.16%</b>	<b>80.09%</b>	<b>80.31%</b>	<b>82.48%</b>	<b>82.21%</b>	<b>83.27%</b>

to fully utilize the available attributes. Specifically, A-Meta-Self maintains a degree of effectiveness at  $\beta = 0.7$ . However, when  $\beta = 0.9$ , its performance significantly deteriorates, falling behind GraD. This occurs because the self-learning component of A-Meta-Self is ineffective in scenarios where a substantial number of vertices

lack attributes. Consequently, the compromised information during attacks leads to a substantial drop in attack performance.

**Table 3: Attack Efficacy of Various Algorithms at  $\alpha = 0.1, \beta = 0.9$** 

Dataset	CITeseer			CORa			CORa-ML		
Target Model	GCN	GAT	SAGE	GCN	GAT	SAGE	GCN	GAT	SAGE
Clean	70.76%	73.33%	69.99%	83.39%	84.06%	82.74%	86.90%	86.54%	86.13%
DICE	70.32%	71.14%	<u>68.02%</u>	82.05%	82.48%	81.73%	85.19%	84.44%	84.83%
EpoAtk	70.58%	72.02%	<u>68.67%</u>	81.47%	82.64%	81.53%	85.79%	85.24%	85.53%
Grad	69.63%	71.88%	<u>68.64%</u>	81.76%	82.96%	82.18%	82.90%	83.41%	84.77%
PGD	71.60%	72.59%	69.28%	82.61%	83.38%	81.83%	85.90%	85.41%	84.90%
Meta-Self	69.07%	71.79%	<u>68.65%</u>	81.07%	82.60%	81.55%	83.12%	83.44%	84.34%
Meta-Train	70.35%	71.88%	<u>68.67%</u>	82.05%	82.81%	81.84%	84.25%	84.26%	84.84%
A-Meta-Train	71.33%	73.21%	70.25%	82.94%	83.65%	82.51%	86.03%	85.44%	85.41%
A-Meta-Self	70.67%	72.19%	69.91%	81.56%	82.23%	81.16%	85.56%	84.38%	84.65%
A-Meta-Both	72.02%	73.07%	<u>68.92%</u>	82.77%	83.63%	81.70%	86.14%	85.43%	85.57%
KNN-10	70.55%	72.88%	69.68%	82.12%	82.48%	81.40%	85.65%	84.76%	85.41%
KNN-100	70.25%	72.88%	69.56%	81.34%	<u>81.35%</u>	81.45%	85.59%	84.50%	84.95%
MEAN	70.05%	72.34%	<u>68.74%</u>	81.21%	81.87%	81.03%	85.55%	84.81%	85.10%
RIDA w/o FE	<u>68.62%</u>	<u>70.07%</u>	68.16%	<u>80.91%</u>	81.64%	<b>80.67%</b>	83.31%	<b>82.22%</b>	<u>83.87%</u>
RIDA	<b>67.18%</b>	<b>70.02%</b>	<b>67.09%</b>	<b>80.85%</b>	<b>81.31%</b>	<u>80.91%</u>	<b>82.82%</b>	<u>82.52%</u>	<b>83.67%</b>

**Table 4: Attack Efficacy of Various Algorithms at  $\alpha = 0.3, \beta = 0.9$** 

Dataset	CITeseer			CORa			CORa-ML		
Target Model	GCN	GAT	SAGE	GCN	GAT	SAGE	GCN	GAT	SAGE
Clean	70.76%	73.33%	69.99%	83.39%	84.06%	82.74%	86.90%	86.54%	86.13%
DICE	69.91%	71.99%	68.96%	82.07%	82.62%	81.77%	85.35%	85.15%	85.13%
EpoAtk	70.17%	71.99%	67.37%	83.41%	83.40%	82.56%	85.02%	85.44%	84.95%
Grad	69.15%	72.33%	69.81%	81.84%	82.88%	81.89%	83.86%	83.79%	84.24%
PGD	69.30%	71.70%	68.86%	82.69%	83.22%	81.68%	85.85%	85.31%	84.68%
Meta-Self	70.19%	70.99%	69.02%	81.90%	82.99%	81.95%	<b>83.59%</b>	83.84%	84.81%
Meta-Train	71.15%	73.26%	69.65%	82.56%	83.28%	82.51%	85.82%	85.73%	84.99%
A-Meta-Train	71.24%	73.12%	69.39%	82.55%	83.99%	82.07%	85.99%	85.41%	85.24%
A-Meta-Self	70.51%	72.57%	69.23%	82.55%	83.13%	81.39%	85.69%	84.47%	84.43%
A-Meta-Both	71.42%	72.14%	69.44%	82.92%	83.76%	81.80%	85.87%	85.34%	85.39%
KNN-10	71.23%	72.81%	68.54%	82.39%	82.56%	81.94%	85.78%	84.84%	84.96%
KNN-100	71.29%	72.93%	69.96%	82.33%	83.02%	81.55%	85.45%	84.92%	85.16%
MEAN	71.27%	73.10%	70.56%	82.61%	82.56%	81.41%	85.87%	84.51%	85.00%
RIDA w/o FE	<u>67.66%</u>	<u>70.93%</u>	<u>67.22%</u>	<u>80.43%</u>	<u>81.96%</u>	<u>80.53%</u>	83.67%	<b>82.45%</b>	<u>83.91%</u>
RIDA	<b>67.55%</b>	<b>70.24%</b>	<b>67.04%</b>	<b>80.17%</b>	<b>81.10%</b>	<b>80.31%</b>	<u>83.61%</u>	<u>82.50%</u>	<b>83.38%</b>

### 4.3 Architecture Ablation Study

These experiments aim to assess the model’s capacity to extract refined information from incomplete graphs. The experimental results are presented in Table 5, where the evaluation metric used is Accuracy. A higher metric value signifies the model’s capacity to deliver superior information from incomplete graphs. In this experimental section, we selected  $\alpha = 0.1$  and  $\beta = 0.7$  to test module

effectiveness in a relaxed environment, appropriately reducing  $K$  in the ablation models to prevent over-smoothing. We started by inspecting the self-learning component in the SOTA A-Meta-Self baseline, denoted as AMS-SL. Following this, we conducted individual ablation experiments on the BFP, local and global attention components within the Local-global Aggregation module.



**Table 5: Ablation Study Results**

			CITSEER	CORA	CORA-ML
AMS-SL			49.59%	52.51%	43.11%
Global	Local	BFP			
			63.68%	76.91%	70.57%
✓			66.93%	81.30%	76.44%
	✓		67.53%	81.52%	76.44%
✓	✓		68.78%	82.54%	80.03%
✓		✓	69.41%	83.76%	79.73%
	✓	✓	69.69%	83.93%	80.31%
✓	✓	✓	<b>71.12%</b>	<b>84.21%</b>	<b>84.33%</b>

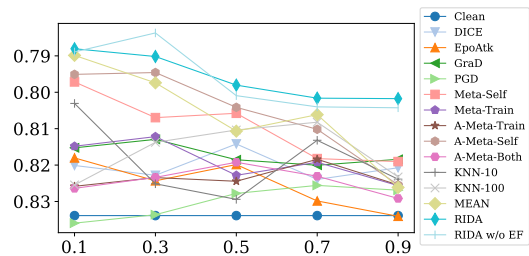
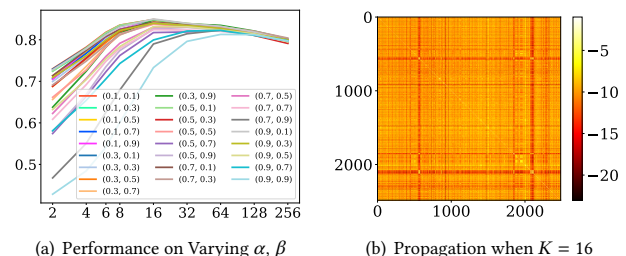
The experimental results show that the complete model performs best on all three datasets. More specifically, AMS-SL’s accuracy is unsatisfactory across all three datasets. This is because AMS-SL struggles with the noise from missing attributes and fails to effectively use distant vertices’ attributes to lessen the impact of information loss. Upon further observation of the experimental results, it is evident that the inclusion of any module improves the performance of the Depth-Plus GNN module. This suggests the effectiveness of all the modules. Furthermore, when incorporating the BFP, both global and local attention mechanisms demonstrate performance enhancements. This is because the BFP further improves the noise-reduction capabilities of these attention mechanisms. Additionally, we observed that the performance improvement provided by the local attention mechanism surpasses that of the global attention mechanism. While the global attention mechanism excels at preserving original attributes, the local attention mechanism complements this by providing more focused effectiveness in identifying and preserving crucial localized features.

#### 4.4 Further Analyses

We included two additional sets of experiments on the CORA dataset to assess the robustness of RIDA further. In the first set, we selected GCN as the target model with  $\alpha = 0.3$  and evaluated the attack performance of all algorithms across various values of  $\beta$ . The evaluation metric used is the Accuracy of the target model after the attack, with a lower metric indicating improved model attack performance. The results are shown in Figure 3. We inverted the y-axis for clarity, so higher positions on the graph indicate better attack performance.

The results show that RIDA achieves the best attack performance in all scenarios. In particular, RIDA maintains exceptional attack performance even when a significant number of vertices lack attributes. Thus, these results demonstrate the robustness of RIDA in attacking incomplete graphs.

We further analyzed the benefits of increasing the depth of the modules in RIDA. Figure 4(a) illustrates the information refine capability of RIDA’s modules under  $\alpha = 30\%$ ,  $\beta \in [10\%, 90\%]$  scenarios, using various depths  $K$  that indicate the ability of the modules to aggregate distant vertices. Higher results are better in these experiments. The results demonstrate that, on the one hand, adding more layers appropriately results in substantial performance enhancements across all scenarios. On the other hand, the more extensive

**Figure 3: Attack Performance of Models Across Varying  $\beta$** **Figure 4: In-depth Analyses**

the attribute missing situation, the higher the value of  $K$  required for better performance. Therefore, this experiment underscores the importance of utilizing attributes from more distant vertices when missing attributes exist. Additionally, it’s worth noting that the model maintains consistent performance even as the depth ( $K$ ) increases. The remarkable performance stability is due to the model’s interplay of the decay and attention mechanisms. This resilience allows the model to refine information effectively in scenarios with missing attributes, further enhancing the downstream attack module.

We further analyzed the attribute propagation of the model when  $K = 16$ . After undergoing a log transformation, our model’s final propagation matrix is presented as a heatmap in Figure 4(b). This heatmap illustrates that information is transmitted between almost every pair of vertices in the graph. This widespread propagation occurs because the model collects information beyond the graph’s diameter. Transmitting comprehensive data through one or more complete rounds across the entire graph is essential for RIDA’s effectiveness and robustness in incomplete graph scenarios.

## 5 Related Works

Adversarial attacks aim to compromise the performance of Graph Neural Networks by subtly perturbing graph data. These attacks are complex and diverse, defined by various factors: the task’s level, such as vertex-level [8, 12, 24, 48, 61] or graph-level tasks [11, 39]; the purpose of the attack, whether it is targeted [51, 61] or untargeted [62]; the attack’s stage, be it poisoning [10, 26, 38] or evasion [8, 43]; the depth of the attacker’s insight into the model, including white-box [42, 48], black-box [11, 31, 32], and gray-box [5, 38, 62]; and the nature of the perturbation, such as modifying vertex



features [32, 61], changing the graph's structure [29, 62], or adding new vertices [38, 40, 60].

In this work, we focus on vertex-level untargeted gray-box poisoning attacks on graph structure [18, 29, 30, 48, 51, 62]. Previous works in this setting, like Meta-based attacks [62], have employed meta-learning approaches, treating input data as a hyperparameter. The PGD [51] is an effective first-order optimization method, which is also noteworthy. Alongside, GraD [30] introduces a novel attack objective to address gradient bias. However, these algorithms fail to perform well on graphs with missing attributes due to incomplete information and the influence of noise. Although some works are dedicated to implementing classic graph tasks on incomplete graphs [23, 27, 52, 56, 59], these algorithms are unsuitable for executing attack tasks. To our knowledge, RIDA is the first method to achieve robust vertex-level untargeted gray-box poisoning attacks on incomplete graphs.

## 6 Conclusion

This work presents RIDA, a novel model designed to achieve gray-box poisoning attacks on GNNs with incomplete attributed graphs. RIDA addresses this challenge by aggregating information from distant vertices and reducing the influence of noisy information thanks to a powerful attention mechanism. Extensive experiments against 9 SOTA baselines on 3 real-world datasets demonstrate RIDA's attack effectiveness in scenarios with missing attributes. These results validate the robustness of RIDA and contribute to advancing the security of GNNs in practical applications.

## References

- [1] 2024. <https://anonymous.4open.science/r/RIDA-EFC2>.
- [2] Harold Abelson, Gerald Jay Sussman, and Julie Sussman. 1985. *Structure and Interpretation of Computer Programs*. MIT Press, Cambridge, Massachusetts.
- [3] Robert Baumgartner, Georg Gottlob, and Sergio Flesca. 2001. Visual Information Extraction with Lixto. In *Proceedings of the 27th International Conference on Very Large Databases*. Morgan Kaufmann, Rome, Italy, 119–128.
- [4] Wendong Bi, Bingbing Xu, Xiaoqian Sun, Li Xu, Huawei Shen, and Xueqi Cheng. 2023. Predicting the silent majority on graphs: Knowledge transferable graph neural network. In *Proceedings of the ACM Web Conference 2023*. 274–285.
- [5] Aleksandar Bojchevski and Stephan Günnemann. 2019. Adversarial attacks on node embeddings via graph poisoning. In *International Conference on Machine Learning*. PMLR, 695–704.
- [6] Ronald J. Brachman and James G. Schmolze. 1985. An overview of the KL-ONE knowledge representation system. *Cognitive Science* 9, 2 (April–June 1985), 171–216.
- [7] Chen Cai and Yusu Wang. 2020. A note on over-smoothing for graph neural networks. *arXiv preprint arXiv:2006.13318* (2020).
- [8] Heng Chang, Yu Rong, Tingyang Xu, Wenbing Huang, Honglei Zhang, Peng Cui, Wenwu Zhu, and Junzhou Huang. 2020. A restricted black-box adversarial framework towards attacking graph embedding models. In *Proceedings of the AAAI Conference on Artificial Intelligence*, Vol. 34. 3389–3396.
- [9] Xu Chen, Siheng Chen, Jiangchao Yao, Huangjie Zheng, Ya Zhang, and Ivor W Tsang. 2020. Learning on attribute-missing graphs. *IEEE transactions on pattern analysis and machine intelligence* 44, 2 (2020), 740–757.
- [10] Enyan Dai, Minhua Lin, Xiang Zhang, and Suhang Wang. 2023. Unnoticeable backdoor attacks on graph neural networks. In *Proceedings of the ACM Web Conference 2023*. 2263–2273.
- [11] Hanjun Dai, Hui Li, Tian Tian, Xin Huang, Lin Wang, Jun Zhu, and Le Song. 2018. Adversarial attack on graph structured data. In *International conference on machine learning*. PMLR, 1115–1124.
- [12] Negin Entezari, Saba A Al-Sayouri, Amirali Darvishzadeh, and Evangelos E Papalexakakis. 2020. All you need is low (rank) defending against adversarial attacks on graphs. In *Proceedings of the 13th International Conference on Web Search and Data Mining*. 169–177.
- [13] Georg Gottlob. 1992. Complexity results for nonmonotonic logics. *Journal of Logic and Computation* 2, 3 (June 1992), 397–425.
- [14] Georg Gottlob, Nicola Leone, and Francesco Scarcello. 2002. Hypertree Decompositions and Tractable Queries. *J. Comput. System Sci.* 64, 3 (May 2002), 579–627.
- [15] Will Hamilton, Zhitao Ying, and Jure Leskovec. 2017. Inductive representation learning on large graphs. *Advances in neural information processing systems* 30 (2017).
- [16] Hussain Hussain, Tomislav Duricic, Elisabeth Lex, Denis Helic, Markus Strohmaier, and Roman Kern. 2021. Structack: Structure-based adversarial attacks on graph neural networks. In *Proceedings of the 32nd ACM Conference on Hypertext and Social Media*. 111–120.
- [17] IJCAI Proceedings. [n. d.]. IJCAI Camera Ready Submission. <https://proceedings.ijcai.org/info>.
- [18] Wei Jin, Yaxing Li, Han Xu, Yiqi Wang, Shuiwang Ji, Charu Aggarwal, and Jiliang Tang. 2021. Adversarial attacks and defenses on graphs. *ACM SIGKDD Explorations Newsletter* 22, 2 (2021), 19–34.
- [19] Thomas N. Kipf and Max Welling. 2017. Semi-Supervised Classification with Graph Convolutional Networks. In *International Conference on Learning Representations*. <https://openreview.net/forum?id=SJU4ayYgl>
- [20] Hector J. Levesque. 1984. Foundations of a functional approach to knowledge representation. *Artificial Intelligence* 23, 2 (July 1984), 155–212.
- [21] Hector J. Levesque. 1984. A logic of implicit and explicit belief. In *Proceedings of the Fourth National Conference on Artificial Intelligence*. American Association for Artificial Intelligence, Austin, Texas, 198–202.
- [22] Xixun Lin, Chuan Zhou, Hong Yang, Jia Wu, Haibo Wang, Yanan Cao, and Bin Wang. 2020. Exploratory adversarial attacks on graph neural networks. In *2020 IEEE International Conference on Data Mining (ICDM)*. IEEE, 1136–1141.
- [23] Yijie Lin, Yuanbiao Gou, Xiaotian Liu, Jinfeng Bai, Jiancheng Lv, and Xi Peng. 2022. Dual contrastive prediction for incomplete multi-view representation learning. *IEEE Transactions on Pattern Analysis and Machine Intelligence* 45, 4 (2022), 4447–4461.
- [24] Haoran Liu, Bokun Wang, Jianling Wang, Xiangjue Dong, Tianbao Yang, and James Caverlee. 2023. Everything perturbed all at once: Enabling differentiable graph attacks. *arXiv preprint arXiv:2308.15614* (2023).
- [25] Haoran Liu, Bokun Wang, Jianling Wang, Xiangjue Dong, Tianbao Yang, and James Caverlee. 2024. Everything Perturbed All at Once: Enabling Differentiable Graph Attacks. In *Companion Proceedings of the ACM on Web Conference 2024* (<conf-loc>, <city>Singapore</city>, <country>Singapore</country>, </conf-loc>) (*WWW '24*). Association for Computing Machinery, New York, NY, USA, 485–488. <https://doi.org/10.1145/3589335.3651501>
- [26] Xuanqing Liu, Si Si, Jerry Zhu, Yang Li, and Cho-Jui Hsieh. 2019. A Unified Framework for Data Poisoning Attack to Graph-based Semi-supervised Learning. *Advances in Neural Information Processing Systems* 32 (2019).
- [27] Yixin Liu, Kaize Ding, Jianling Wang, Vincent Lee, Huan Liu, and Shirui Pan. 2023. Learning Strong Graph Neural Networks with Weak Information. *arXiv preprint arXiv:2305.18457* (2023).
- [28] Yixin Liu, Kaize Ding, Jianling Wang, Vincent Lee, Huan Liu, and Shirui Pan. 2023. Learning Strong Graph Neural Networks with Weak Information. In *Proceedings of the 29th ACM SIGKDD Conference on Knowledge Discovery and Data Mining (KDD '23)*. ACM. <https://doi.org/10.1145/3580305.3599410>
- [29] Zihan Liu, Yun Luo, Lirong Wu, Siyuan Li, Zicheng Liu, and Stan Z Li. 2022. Are gradients on graph structure reliable in gray-box attacks?. In *Proceedings of the 31st ACM International Conference on Information & Knowledge Management*. 1360–1368.
- [30] Zihan Liu, Yun Luo, Lirong Wu, Zicheng Liu, and Stan Z Li. 2022. Towards Reasonable Budget Allocation in Untargeted Graph Structure Attacks via Gradient Debias. In *Advances in Neural Information Processing Systems*.
- [31] Jiaqi Ma, Junwei Deng, and Qiaozhu Mei. 2022. Adversarial attack on graph neural networks as an influence maximization problem. In *Proceedings of the Fifteenth ACM International Conference on Web Search and Data Mining*. 675–685.
- [32] Jiaqi Ma, Shuangrui Ding, and Qiaozhu Mei. 2020. Towards more practical adversarial attacks on graph neural networks. *Advances in neural information processing systems* 33 (2020), 4756–4766.
- [33] Andrew Kachites McCallum, Kamal Nigam, Jason Rennie, and Kristie Seymore. 2000. Automating the construction of internet portals with machine learning. *Information Retrieval* 3 (2000), 127–163.
- [34] Bernhard Nebel. 2000. On the compilability and expressive power of propositional planning formalisms. *Journal of Artificial Intelligence Research* 12 (2000), 271–315.
- [35] Liang Peng, Rongyao Hu, Fei Kong, Jiangzhang Gan, Yujie Mo, Xiaoshuang Shi, and Xiaofeng Zhu. 2022. Reverse graph learning for graph neural network. *IEEE transactions on neural networks and learning systems* (2022).
- [36] T Konstantin Rusch, Michael M Bronstein, and Siddhartha Mishra. 2023. A survey on oversmoothing in graph neural networks. *arXiv preprint arXiv:2303.10993* (2023).
- [37] Prithviraj Sen, Galileo Namata, Mustafa Bilgic, Lise Getoor, Brian Galligher, and Tina Eliassi-Rad. 2008. Collective classification in network data. *AI magazine* 29, 3 (2008), 93–93.
- [38] Yiwei Sun, Suhang Wang, Xianfeng Tang, Tsung-Yu Hsieh, and Vasant Honavar. 2020. Adversarial attacks on graph neural networks via node injections: A hierarchical reinforcement learning approach. In *Proceedings of the Web Conference 2020*. 673–683.

- [39] Haoteng Tang, Guixiang Ma, Yurong Chen, Lei Guo, Wei Wang, Bo Zeng, and Liang Zhan. 2020. Adversarial attack on hierarchical graph pooling neural networks. *arXiv preprint arXiv:2005.11560* (2020).
- [40] Shuchang Tao, Huawei Shen, Qi Cao, Liang Hou, and Xueqi Cheng. 2021. Adversarial immunization for certifiable robustness on graphs. In *Proceedings of the 14th ACM International Conference on Web Search and Data Mining*. 698–706.
- [41] Petar Veličković, Guillem Cucurull, Arantxa Casanova, Adriana Romero, Pietro Liò, and Yoshua Bengio. 2018. Graph Attention Networks. In *International Conference on Learning Representations*. <https://openreview.net/forum?id=rJXMPikCZ>
- [42] Binghui Wang and Neil Zhenqiang Gong. 2019. Attacking graph-based classification via manipulating the graph structure. In *Proceedings of the 2019 ACM SIGSAC Conference on Computer and Communications Security*. 2023–2040.
- [43] Binghui Wang, Tianxiang Zhou, Minhua Lin, Pan Zhou, Ang Li, Meng Pang, Cai Fu, Hai Li, and Yiran Chen. 2020. Evasion attacks to graph neural networks via influence function. *arXiv preprint arXiv:2009.00203* (2020).
- [44] Hanchen Wang, Jianke Yu, Xiaoyang Wang, Chen Chen, Wenjie Zhang, and Xuemin Lin. 2023. Neural Similarity Search on Supergraph Containment. *IEEE Transactions on Knowledge and Data Engineering* (2023).
- [45] Yexin Wang, Zhi Yang, Junqi Liu, Wentao Zhang, and Bin Cui. 2023. Scapin: Scalable Graph Structure Perturbation by Augmented Influence Maximization. *Proceedings of the ACM on Management of Data* 1, 2 (2023), 1–21.
- [46] Marcin Waniek, Tomasz P Michalak, Michael J Wooldridge, and Talal Rahwan. 2018. Hiding individuals and communities in a social network. *Nature Human Behaviour* 2, 2 (2018), 139–147.
- [47] Felix Wu, Amauri Souza, Tianyi Zhang, Christopher Fifty, Tao Yu, and Kilian Weinberger. 2019. Simplifying graph convolutional networks. In *International conference on machine learning*. PMLR, 6861–6871.
- [48] Huijun Wu, Chen Wang, Yuriy Tyshetskiy, Andrew Docherty, Kai Lu, and Liming Zhu. 2019. Adversarial examples for graph data: deep insights into attack and defense. (2019), 4816–4823.
- [49] Zonghan Wu, Shirui Pan, Fengwen Chen, Guodong Long, Chengqi Zhang, and S Yu Philip. 2020. A comprehensive survey on graph neural networks. *IEEE transactions on neural networks and learning systems* 32, 1 (2020), 4–24.
- [50] Jin Xiao, Yuhang Tian, Yanlin Jia, Xiaoyi Jiang, Lean Yu, and Shouyang Wang. 2023. Black-box attack-based security evaluation framework for credit card fraud detection models. *INFORMS Journal on Computing* (2023).
- [51] Kaidi Xu, Hongge Chen, Sijia Liu, Pin-Yu Chen, Tsui-Wei Weng, Mingyi Hong, and Xue Lin. 2019. Topology Attack and Defense for Graph Neural Networks: An Optimization Perspective. In *International Joint Conference on Artificial Intelligence (IJCAI)*.
- [52] Kejia Xu, Zeming Fei, Jianke Yu, Yu Kong, Xiaoyang Wang, and Wenjie Zhang. 2023. IFGNN: An Individual Fairness Awareness Model for Missing Sensitive Information Graphs. In *Australasian Database Conference*. Springer, 287–300.
- [53] Jianke Yu, Hanchen Wang, Xiaoyang Wang, Zhao Li, Lu Qin, Wenjie Zhang, Jian Liao, and Ying Zhang. 2023. Group-based fraud detection network on e-commerce platforms. In *Proceedings of the 29th ACM SIGKDD Conference on Knowledge Discovery and Data Mining*. 5463–5475.
- [54] Jianke Yu, Xianhang Zhang, Hanchen Wang, Xiaoyang Wang, Wenjie Zhang, and Ying Zhang. 2023. FPGN: follower prediction framework for infectious disease prevention. *World Wide Web* (2023), 1–20.
- [55] Mengmei Zhang, Xiao Wang, Chuan Shi, Lingjuan Lyu, Tianchi Yang, and Junping Du. 2023. Minimum Topology Attacks for Graph Neural Networks. In *Proceedings of the ACM Web Conference 2023*. 630–640.
- [56] Xiaochuan Zhang, Mengran Li, Ye Wang, and Haojun Fei. 2023. AmGCL: Feature Imputation of Attribute Missing Graph via Self-supervised Contrastive Learning. *arXiv preprint arXiv:2305.03741* (2023).
- [57] Xianhang Zhang, Hanchen Wang, Jianke Yu, Chen Chen, Xiaoyang Wang, and Wenjie Zhang. 2022. Polarity-based graph neural network for sign prediction in signed bipartite graphs. *World Wide Web* 25, 2 (2022), 471–487.
- [58] Xianhang Zhang, Hanchen Wang, Jianke Yu, Chen Chen, Xiaoyang Wang, and Wenjie Zhang. 2023. Bipartite graph capsule network. *World Wide Web* 26, 1 (2023), 421–440.
- [59] Yizhen Zheng, He Zhang, Vincent Lee, Yu Zheng, Xiao Wang, and Shirui Pan. 2023. Finding the Missing-half: Graph Complementary Learning for Homophily-prone and Heterophily-prone Graphs. *arXiv preprint arXiv:2306.07608* (2023).
- [60] Xu Zou, Qinkai Zheng, Yuxiao Dong, Xinyu Guan, Evgeny Kharlamov, Jialiang Lu, and Jie Tang. 2021. Tdgia: Effective injection attacks on graph neural networks. In *Proceedings of the 27th ACM SIGKDD Conference on Knowledge Discovery & Data Mining*. 2461–2471.
- [61] Daniel Zügner, Amir Akbarnejad, and Stephan Günnemann. 2018. Adversarial attacks on neural networks for graph data. In *Proceedings of the 24th ACM SIGKDD international conference on knowledge discovery & data mining*. 2847–2856.
- [62] Daniel Zügner and Stephan Günnemann. 2019. Adversarial Attacks on Graph Neural Networks via Meta Learning. In *International Conference on Learning Representations*. <https://openreview.net/forum?id=Bylnx209YX>

## References

- [1] 2024. <https://anonymous.4open.science/r/RIDA-EFC2>.
- [2] Harold Abelson, Gerald Jay Sussman, and Julie Sussman. 1985. *Structure and Interpretation of Computer Programs*. MIT Press, Cambridge, Massachusetts.
- [3] Robert Baumgartner, Georg Gottlob, and Sergio Flesca. 2001. Visual Information Extraction with Lixto. In *Proceedings of the 27th International Conference on Very Large Databases*. Morgan Kaufmann, Rome, Italy, 119–128.
- [4] Wendong Bi, Bingbing Xu, Xiaoqian Sun, Li Xu, Huawei Shen, and Xueqi Cheng. 2023. Predicting the silent majority on graphs: Knowledge transferable graph neural network. In *Proceedings of the ACM Web Conference 2023*. 274–285.
- [5] Aleksandar Bojchevski and Stephan Günnemann. 2019. Adversarial attacks on node embeddings via graph poisoning. In *International Conference on Machine Learning*. PMLR, 695–704.
- [6] Ronald J. Brachman and James G. Schmolze. 1985. An overview of the KL-ONE knowledge representation system. *Cognitive Science* 9, 2 (April–June 1985), 171–216.
- [7] Chen Cai and Yusu Wang. 2020. A note on over-smoothing for graph neural networks. *arXiv preprint arXiv:2006.13318* (2020).
- [8] Heng Chang, Yu Rong, Tingyang Xu, Wenbing Huang, Honglei Zhang, Peng Cui, Wenwu Zhu, and Junzhou Huang. 2020. A restricted black-box adversarial framework towards attacking graph embedding models. In *Proceedings of the AAAI Conference on Artificial Intelligence*, Vol. 34. 3389–3396.
- [9] Xu Chen, Siheng Chen, Jiangchao Yao, Huangjie Zheng, Ya Zhang, and Ivor W Tsang. 2020. Learning on attribute-missing graphs. *IEEE transactions on pattern analysis and machine intelligence* 44, 2 (2020), 740–757.
- [10] Enyan Dai, Minhua Lin, Xiang Zhang, and Suhang Wang. 2023. Unnoticeable backdoor attacks on graph neural networks. In *Proceedings of the ACM Web Conference 2023*. 2263–2273.
- [11] Hanjun Dai, Hui Li, Tian Tian, Xin Huang, Lin Wang, Jun Zhu, and Le Song. 2018. Adversarial attack on graph structured data. In *International conference on machine learning*. PMLR, 1115–1124.
- [12] Negin Entezari, Saba A Al-Sayouri, Amirali Darvishzadeh, and Evangelos E Papalexakis. 2020. All you need is low (rank) defending against adversarial attacks on graphs. In *Proceedings of the 13th International Conference on Web Search and Data Mining*. 169–177.
- [13] Georg Gottlob. 1992. Complexity results for nonmonotonic logics. *Journal of Logic and Computation* 2, 3 (June 1992), 397–425.
- [14] Georg Gottlob, Nicola Leone, and Francesco Scarcello. 2002. Hypertree Decompositions and Tractable Queries. *J. Comput. System Sci.* 64, 3 (May 2002), 579–627.
- [15] Will Hamilton, Zhitao Ying, and Jure Leskovec. 2017. Inductive representation learning on large graphs. *Advances in neural information processing systems* 30 (2017).
- [16] Hussain Hussain, Tomislav Duricic, Elisabeth Lex, Denis Helic, Markus Strohmaier, and Roman Kern. 2021. Structack: Structure-based adversarial attacks on graph neural networks. In *Proceedings of the 32nd ACM Conference on Hypertext and Social Media*. 111–120.
- [17] IJCAI Proceedings. [n. d.]. IJCAI Camera Ready Submission. <https://proceedings.ijcai.org/info>.
- [18] Wei Jin, Yaxing Li, Han Xu, Yiqi Wang, Shuiwang Ji, Charu Aggarwal, and Jiliang Tang. 2021. Adversarial attacks and defenses on graphs. *ACM SIGKDD Explorations Newsletter* 22, 2 (2021), 19–34.
- [19] Thomas N. Kipf and Max Welling. 2017. Semi-Supervised Classification with Graph Convolutional Networks. In *International Conference on Learning Representations*. <https://openreview.net/forum?id=SJU4ayYgl>
- [20] Hector J. Levesque. 1984. Foundations of a functional approach to knowledge representation. *Artificial Intelligence* 23, 2 (July 1984), 155–212.
- [21] Hector J. Levesque. 1984. A logic of implicit and explicit belief. In *Proceedings of the Fourth National Conference on Artificial Intelligence*. American Association for Artificial Intelligence, Austin, Texas, 198–202.
- [22] Xixun Lin, Chuan Zhou, Hong Yang, Jia Wu, Haibo Wang, Yanan Cao, and Bin Wang. 2020. Exploratory adversarial attacks on graph neural networks. In *2020 IEEE International Conference on Data Mining (ICDM)*. IEEE, 1136–1141.
- [23] Yijie Lin, Yuanbiao Gou, Xiaotian Liu, Jinfeng Bai, Jiancheng Lv, and Xi Peng. 2022. Dual contrastive prediction for incomplete multi-view representation learning. *IEEE Transactions on Pattern Analysis and Machine Intelligence* 45, 4 (2022), 4447–4461.
- [24] Haoran Liu, Bokun Wang, Jianling Wang, Xiangjue Dong, Tianbao Yang, and James Caverlee. 2023. Everything perturbed all at once: Enabling differentiable graph attacks. *arXiv preprint arXiv:2308.15614* (2023).
- [25] Haoran Liu, Bokun Wang, Jianling Wang, Xiangjue Dong, Tianbao Yang, and James Caverlee. 2024. Everything Perturbed All at Once: Enabling Differentiable Graph Attacks. In *Companion Proceedings of the ACM on Web Conference 2024* (<conf-loc>, <city>Singapore</city>, <country>Singapore</country>, </conf-loc>) (WWW '24). Association for Computing Machinery, New York, NY, USA, 485–488. <https://doi.org/10.1145/3589335.3651501>

- [26] Xuanqing Liu, Si Si, Jerry Zhu, Yang Li, and Cho-Jui Hsieh. 2019. A Unified Framework for Data Poisoning Attack to Graph-based Semi-supervised Learning. *Advances in Neural Information Processing Systems* 32 (2019).
- [27] Yixin Liu, Kaize Ding, Jianling Wang, Vincent Lee, Huan Liu, and Shirui Pan. 2023. Learning Strong Graph Neural Networks with Weak Information. *arXiv preprint arXiv:2305.18457* (2023).
- [28] Yixin Liu, Kaize Ding, Jianling Wang, Vincent Lee, Huan Liu, and Shirui Pan. 2023. Learning Strong Graph Neural Networks with Weak Information. In *Proceedings of the 29th ACM SIGKDD Conference on Knowledge Discovery and Data Mining (KDD '23)*. ACM. <https://doi.org/10.1145/3580305.3599410>
- [29] Zihan Liu, Yun Luo, Lirong Wu, Siyuan Li, Zicheng Liu, and Stan Z Li. 2022. Are gradients on graph structure reliable in gray-box attacks?. In *Proceedings of the 31st ACM International Conference on Information & Knowledge Management*. 1360–1368.
- [30] Zihan Liu, Yun Luo, Lirong Wu, Zicheng Liu, and Stan Z Li. 2022. Towards Reasonable Budget Allocation in Untargeted Graph Structure Attacks via Gradient Debias. In *Advances in Neural Information Processing Systems*.
- [31] Jiaqi Ma, Junwei Deng, and Qiaozhu Mei. 2022. Adversarial attack on graph neural networks as an influence maximization problem. In *Proceedings of the Fifteenth ACM International Conference on Web Search and Data Mining*. 675–685.
- [32] Jiaqi Ma, Shuangrui Ding, and Qiaozhu Mei. 2020. Towards more practical adversarial attacks on graph neural networks. *Advances in neural information processing systems* 33 (2020), 4756–4766.
- [33] Andrew Kachites McCallum, Kamal Nigam, Jason Rennie, and Kristie Seymore. 2000. Automating the construction of internet portals with machine learning. *Information Retrieval* 3 (2000), 127–163.
- [34] Bernhard Nebel. 2000. On the compilability and expressive power of propositional planning formalisms. *Journal of Artificial Intelligence Research* 12 (2000), 271–315.
- [35] Liang Peng, Rongyao Hu, Fei Kong, Jiangzhang Gan, Yujie Mo, Xiaoshuang Shi, and Xiaofeng Zhu. 2022. Reverse graph learning for graph neural network. *IEEE transactions on neural networks and learning systems* (2022).
- [36] T Konstantin Rusch, Michael M Bronstein, and Siddhartha Mishra. 2023. A survey on oversmoothing in graph neural networks. *arXiv preprint arXiv:2303.10993* (2023).
- [37] Prithviraj Sen, Galileo Namata, Mustafa Bilgic, Lise Getoor, Brian Galligher, and Tina Eliassi-Rad. 2008. Collective classification in network data. *AI magazine* 29, 3 (2008), 93–93.
- [38] Yiwei Sun, Suhang Wang, Xianfeng Tang, Tsung-Yu Hsieh, and Vasant Honavar. 2020. Adversarial attacks on graph neural networks via node injections: A hierarchical reinforcement learning approach. In *Proceedings of the Web Conference 2020*. 673–683.
- [39] Haoteng Tang, Guixiang Ma, Yurong Chen, Lei Guo, Wei Wang, Bo Zeng, and Liang Zhan. 2020. Adversarial attack on hierarchical graph pooling neural networks. *arXiv preprint arXiv:2005.11560* (2020).
- [40] Shuchang Tao, Huawei Shen, Qi Cao, Liang Hou, and Xueqi Cheng. 2021. Adversarial immunization for certifiable robustness on graphs. In *Proceedings of the 14th ACM International Conference on Web Search and Data Mining*. 698–706.
- [41] Petar Veličković, Guillem Cucurull, Arantxa Casanova, Adriana Romero, Pietro Liò, and Yoshua Bengio. 2018. Graph Attention Networks. In *International Conference on Learning Representations*. <https://openreview.net/forum?id=rJXMpikCZ>
- [42] Binghui Wang and Neil Zhenqiang Gong. 2019. Attacking graph-based classification via manipulating the graph structure. In *Proceedings of the 2019 ACM SIGSAC Conference on Computer and Communications Security*. 2023–2040.
- [43] Binghui Wang, Tianxiang Zhou, Minhua Lin, Pan Zhou, Ang Li, Meng Pang, Cai Fu, Hai Li, and Yiran Chen. 2020. Evasion attacks to graph neural networks via influence function. *arXiv preprint arXiv:2009.00203* (2020).
- [44] Hanchen Wang, Jianke Yu, Xiaoyang Wang, Chen Chen, Wenjie Zhang, and Xuemin Lin. 2023. Neural Similarity Search on Supergraph Containment. *IEEE Transactions on Knowledge and Data Engineering* (2023).
- [45] Yexin Wang, Zhi Yang, Junqi Liu, Wentao Zhang, and Bin Cui. 2023. Scapin: Scalable Graph Structure Perturbation by Augmented Influence Maximization. *Proceedings of the ACM on Management of Data* 1, 2 (2023), 1–21.
- [46] Marcin Wanek, Tomasz P Michalak, Michael J Wooldridge, and Talal Rahwan. 2018. Hiding individuals and communities in a social network. *Nature Human Behaviour* 2, 2 (2018), 139–147.
- [47] Felix Wu, Amauri Souza, Tianyi Zhang, Christopher Fifty, Tao Yu, and Kilian Weinberger. 2019. Simplifying graph convolutional networks. In *International conference on machine learning*. PMLR, 6861–6871.
- [48] Huijun Wu, Chen Wang, Yuriy Tyshetskiy, Andrew Docherty, Kai Lu, and Liming Zhu. 2019. Adversarial examples for graph data: deep insights into attack and defense. (2019), 4816–4823.
- [49] Zonghan Wu, Shirui Pan, Fengwen Chen, Guodong Long, Chengqi Zhang, and S Yu Philip. 2020. A comprehensive survey on graph neural networks. *IEEE transactions on neural networks and learning systems* 32, 1 (2020), 4–24.
- [50] Jin Xiao, Yuhang Tian, Yanlin Jia, Xiaoyi Jiang, Lean Yu, and Shouyang Wang. 2023. Black-box attack-based security evaluation framework for credit card fraud detection models. *INFORMS Journal on Computing* (2023).
- [51] Kaidi Xu, Hongge Chen, Sijia Liu, Pin-Yu Chen, Tsui-Wei Weng, Mingyi Hong, and Xue Lin. 2019. Topology Attack and Defense for Graph Neural Networks: An Optimization Perspective. In *International Joint Conference on Artificial Intelligence (IJCAI)*.
- [52] Kejia Xu, Zeming Fei, Jianke Yu, Yu Kong, Xiaoyang Wang, and Wenjie Zhang. 2023. IFGNN: An Individual Fairness Awareness Model for Missing Sensitive Information Graphs. In *Australasian Database Conference*. Springer, 287–300.
- [53] Jianke Yu, Hanchen Wang, Xiaoyang Wang, Zhao Li, Lu Qin, Wenjie Zhang, Jian Liao, and Ying Zhang. 2023. Group-based fraud detection network on e-commerce platforms. In *Proceedings of the 29th ACM SIGKDD Conference on Knowledge Discovery and Data Mining*. 5463–5475.
- [54] Jianke Yu, Xianhang Zhang, Hanchen Wang, Xiaoyang Wang, Wenjie Zhang, and Ying Zhang. 2023. FPGN: follower prediction framework for infectious disease prevention. *World Wide Web* (2023), 1–20.
- [55] Mengmei Zhang, Xiao Wang, Chuan Shi, Lingjuan Lyu, Tianchi Yang, and Junping Du. 2023. Minimum Topology Attacks for Graph Neural Networks. In *Proceedings of the ACM Web Conference 2023*. 630–640.
- [56] Xiaochuan Zhang, Mengran Li, Ye Wang, and Haojun Fei. 2023. AmGCL: Feature Imputation of Attribute Missing Graph via Self-supervised Contrastive Learning. *arXiv preprint arXiv:2305.03741* (2023).
- [57] Xianhang Zhang, Hanchen Wang, Jianke Yu, Chen Chen, Xiaoyang Wang, and Wenjie Zhang. 2022. Polarity-based graph neural network for sign prediction in signed bipartite graphs. *World Wide Web* 25, 2 (2022), 471–487.
- [58] Xianhang Zhang, Hanchen Wang, Jianke Yu, Chen Chen, Xiaoyang Wang, and Wenjie Zhang. 2023. Bipartite graph capsule network. *World Wide Web* 26, 1 (2023), 421–440.
- [59] Yizhen Zheng, He Zhang, Vincent Lee, Yu Zheng, Xiao Wang, and Shirui Pan. 2023. Finding the Missing-half: Graph Complementary Learning for Homophily-prone and Heterophily-prone Graphs. *arXiv preprint arXiv:2306.07608* (2023).
- [60] Xu Zou, Qinkai Zheng, Yuxiao Dong, Xinyu Guan, Evgeny Kharlamov, Jialiang Lu, and Jie Tang. 2021. Tdgia: Effective injection attacks on graph neural networks. In *Proceedings of the 27th ACM SIGKDD Conference on Knowledge Discovery & Data Mining*. 2461–2471.
- [61] Daniel Zügner, Amir Akbarnejad, and Stephan Günnemann. 2018. Adversarial attacks on neural networks for graph data. In *Proceedings of the 24th ACM SIGKDD international conference on knowledge discovery & data mining*. 2847–2856.
- [62] Daniel Zügner and Stephan Günnemann. 2019. Adversarial Attacks on Graph Neural Networks via Meta Learning. In *International Conference on Learning Representations*. <https://openreview.net/forum?id=Bylnx209YX>

Received 20 February 2007; revised 12 March 2009; accepted 5 June 2009