

MMRA: A Benchmark for Multi-granularity Multi-image Relational Association

Siwei Wu^{*,1*} Kang Zhu^{*,1*} Yu Bai^{*,1*} Yiming Liang^{*,1*} Yizhi Li^{*,1*} Haoning Wu^{*,5}
 Jiaheng Liu^{*,4} Ruibo Liu^{*,5} Xingwei Qu^{*,1} Xuxin Cheng^{*,6} Ge Zhang^{*,2,3†} Wenhao Huang^{*,3†} Chenghua Lin^{0*,1†}
^{*}Multimodal Art Projection Research Community ¹University of Manchester ²University of Waterloo ³01.ai
⁴National University of Singapore ⁵Dartmouth ⁶Peking University

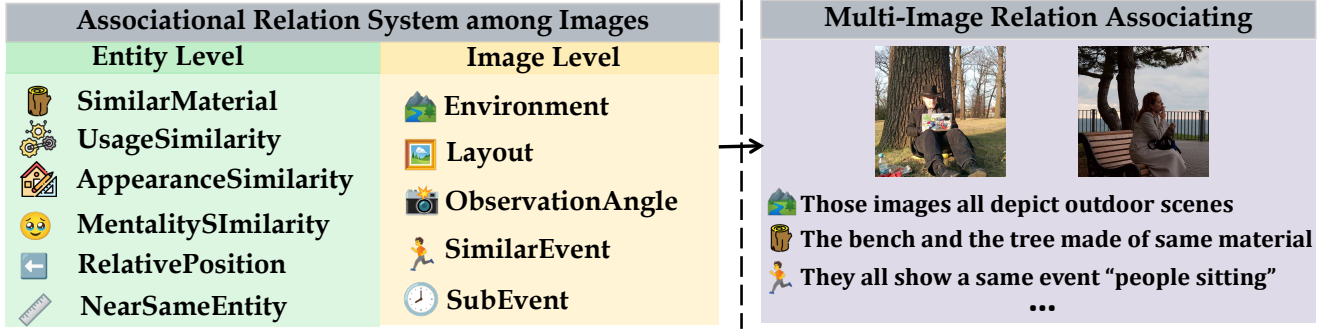


Figure 1. Overview of the MMRA benchmark. The left part shows the relations extended from the ConceptNet. The right part presents the relation mining process under our Relation System.

Abstract

Given the remarkable success that large visual language models (LVLMs) have achieved in image perception tasks, the endeavor to make LVLMs perceive the world like humans is drawing increasing attention. Current multi-modal benchmarks mainly focus on the objective fact or certain topic related potential knowledge within a image, but overlook the associative relations between multiple images. Therefore, we define a multi-image relation association task, and meticulously curate **MMRA** benchmark, a **Multi-granularity Multi-image Relational Association** benchmark, consisted of **1026** samples. In order to systematically and comprehensively evaluate mainstream LVLMs, we establish an associational relation system among images that contain **11** subtasks (e.g, UsageSimilarity, SubEvent, etc.) at two granularity levels (i.e., "image" and "entity") according to the relations in ConceptNet. Our experiments demonstrate that, on our MMRA benchmark, current mainstream LVLMs all have their own advantages and disadvantages across different subtasks. It is worth noting that, at the entity level, the performance of all models is worse than that of them at the image level, indicating that the fine-grained multi-image perception task is still challenging for LVLMs. The tasks related to spatial perception are relatively dif-

*Equal authors.

†Corresponding authors.

ficult for LVLMs to handle. Furthermore, we find that LVLMs exhibit a good ability to perceive image details, and the key to enhancing their multi-image association capability is to strengthen the reasoning ability of their language model component. All our codes and data are released at <https://github.com/Wusiwei0410/MMRA>.

1. Introduction

Multi-modal perception is a crucial factor for achieving general Artificial Intelligence (AI) that can perceive the world similarly to humans. The multi-modal perception has made significant advancements due to the development of Large Visual Language Models (LVLMs). Recent multi-modal LVLMs have improved the processing of visual information through the use of diverse visual encoders and various alignment techniques to bridge the gap between text and image modalities. Consequently, there is growing interest in systematically and comprehensively defining a benchmark to assess the performance of LVLMs and guide future development in this field. The current multi-modal benchmarks focus on asking about objective facts within a single image (i.e., the number of gloves in the picture) or the underlying causes of events that require reasoning to ascertain (i.e., the reason the grass on the prairie is moving is the wind). However, those benchmarks all overlooked the evaluation of the multi-image association ability of LVLMs

(e.g., 'those images all depict outdoor scenes' as shown in Fig 1).

This ability to identify possible connections between various elements in the world is crucial for human perception. To explore the multi-image perception capabilities of LVLMs, we have defined a multi-image relation association task. This task requires LVLMs to discern the potential relations between two images (for instance, recognizing that both the knife in Image 1 and the car bodies in Image 2 are made of iron).

Exploring the potential relations between events has received widespread attention in the field of natural language processing (NLP) [5, 7, 12, 31]. This association-based commonsense reasoning ability is widely used to measure the capability of LLMs (Large Language Models) [4]. However, there is no comprehensive multi-image benchmark systematically defining the association relations among multiple images to guide the development of multi-image models. On the one hand, current multi-image benchmarks [26, 30] only focus on monotonous forms of tasks which ask question about objective facts among pictures like VQA task (e.g., how many gloves are there in all pictures), while neglecting the potential connections between the images (for example, that the material composing the entities in the images is wood). On the other hand, the difficulty of mining relations among multiple images at different granularities (i.e., entity level and image level) varies differences, most tasks in those benchmarks all focus on the image level which require inference through the overall content of the images (e.g., whether two images depict consecutive events in the same scene). Although the VCD systematically define the potential knowledge of entities in a image, it just focus on the relation between the entity and the commonsense knowledge and cannot directly be applied to define the relation among images.

To address the aforementioned challenges, we manually curate the **MMRA** benchmark, a **Multi-granularity Multi-image Relational Association** benchmark. Based on the relations in ConceptNet and observations of potential connections between images, we have defined a associational relation system, which consists of 6 tasks at the entity level (RelativePosition, NearSameEntity, MentalitySimilarity, AppearanceSimilarity, SimilarMaterial and UsageSimilarity) and 5 tasks at the image level (Layout, Environments, SimilarEvent, SubEvent and ObservationAngle) across from different perspectives of mining relation between images (outline in Fig 1). Specifically, we select a part of the images in LLaVA-665k-multi dataset and employ 5 postgraduate students to manually label 1,026 image pairs with questions and answers on the selected data. Besides, we also conduct the elimination of answer leakage and prove the necessity of it.

We evaluate LVLMs and LLMs using our MMRA

benchmark across four different input settings: Image+Question (IQ), Description+Question (DQ), Image+Description+Question (IDQ), and Question Only (QO). We present our key insights as follows:

1. Based on the results of the IQ and QO setting, we found that closed-source models like GPT-4o, GPT-4v and Gemini-Flash outperformed all open-source models. In particular, GPT-4o achieved state-of-the-art (SOTA) performance in the overall evaluation. Additionally, different models exhibited significant performance variations across different subtasks of our benchmark. Some open-source models even surpassed GPT-4 in certain subtasks.
2. It is worth mentioning that models generally performed better on image level tasks than on entity level tasks and the results on the tasks relevant to spatial perception. It indicates that current LVLMs have weak fine-grained multi-image association capabilities and are not proficient in handling spatial perception tasks.
3. As for image-level tasks, after adding image descriptions, the performance of LLMs increases dramatically, second only to GPT-4o and GPT-4v, while the performance of LVLMs does not show any significant change. This indicates that the image-level capability of LVLMs mainly relies on the image content perception ability and the limitation of current LVLMs if the reasoning ability of the language model component. On contrast, after adding image descriptions, the performance of VLM showed significant improvement only in the MS task among all entity-level tasks. This indicates that establishing an emotional connection with the characters in the images requires a good integration of both the image module and the text module.

These findings demonstrate the inadequacies of current LVLMs in multi-image understanding and underscore that the multi-image perceptual demands at the entity and highlight that the requirements for the visual module and the textual module differ when it comes to multi-image association at the entity and image levels.

2. Dataset Curation

2.1. Image Pair Selection

Because most tasks in MMRA benchmark require a certain relation between the given pairs of images, we use the semantic similarity of the images' caption to select the relatively higher related image pairs for the sake of reducing the difficulty of annotation. To be specific, we randomly chose the images in the LLaVA-665k-multi to form an image pair. We then utilize the SentenceBERT [19] to calculate the se-

semantic similarity to filter the image pair with a score below 0.5. Finally, we obtain 3,403 image pairs for annotation.

2.2. Subtask Definition

Based on the perspective of humans observing images, we divide our tasks into two granularity levels (i.e., entity and the whole image). Most of our subtasks are extended from the relations in the ConceptNet. Additionally, we have also designed some subtasks from a visual perspective (i.e., Layout and ObservationAngle).

As for the entity level. We primarily consider the mental state, appearance, and location information of different objects in the images, as well as the psychological characteristics of individual creatures.

- **RelativePosition (RP):** The 'AtLocation' is an important relation in ConceptNet to express A is the inherent location of B. As for the entity in two images, we extend this relation into the subtask which judges the relative position of entities in the image. For example, we would ask LVLMs to judge which two entities, respectively in different images, have the same relative position (e.g., all at the upper left of images).
- **NearSameEntity (NSE):** The relation 'LocatedNear' in ConceptNet expresses "A and B are typically found near each other". Based on it, we design a subtask, 'NearSameEntity', which requires LVLMs to determine whether there are entities, respectively in different images, near the same object.
- **MentalitySimilarity (MS):** 'HasProperty' in ConceptNet is a relation that describes the characteristic of an entity. We think the emotional property expressed by the images could directly affect humans. Thus, we extend this relation to a subtask that requires LVLMs to determine whether the creatures in two images have similar emotions, attitudes, or feelings (e.g., happy, excited, serious, surprised, etc.).
- **AppearanceSimilarity (AS):** The physical characteristics of the entity are also an important factor. So we design a subtask that is also relevant to 'HasProperty' and that requires LVLMs to determine whether two images have entities that are physically similar in appearance (e.g., the shape and color of objects, the body and hairstyle of humans).
- **SimilarMaterial (SM):** The relation 'MadeOf' expresses 'A is made of B'. Therefore, we design the subtask 'SimilarMaterial' which requires LVLMs to judge whether there are entities, respectively in different images, with the same production materials.
- **UsageSimilarity (US):** Apart from the aforementioned aspects, we have also devised a subtask that requires LVLMs to discern whether the entities, respec-

tively in two images, have the same usage according to the ConceptNet's relation 'UsedFor' which expresses 'the purpose of A is B'.

As for the image level. We primarily consider the correlation between the events expressed by the whole image as well as the overall spatial structural similarities of different images.

- **Layout (LO):** At the image granularity, we regard the layout of the image as a representation of the relation "AtLocation". We design a subtask that requires the LVLMs to determine whether there are similarities in layout between images according to the relation 'NearBy'.
- **Environment (Env):** From the visual perspective, the environment of the image is also an important content that humans tend to notice (e.g., both images depict the streets of a European country with a Gothic architectural style). So, we design a subtask lets LVLMs judge if the environments in those images are similar according to the relation 'AtLocation'.
- **SimilarEvent (SimE):** Excepting the 'SubEvent' relation in ConceptNet, the similar event is also an crucial factor. So we devise a subtask to evaluate the LVLMs' capability to find the same event that happened in the given two images.
- **SubEvent (SubE):** The temporary relation is an important connection between two images. Therefore, we extend the relation 'SubEvent' to a subtask requires LVLMs to determine whether the two images describe events that occurred at the same scene in two consecutive moments.
- **ObservationAngle (OA):** In addition to the layout of the images, we create a subtask for the model to determine whether one of the images is a close-up, an inside shot, or a different parallel angle shot of another image for the sake of comprehensively exploring the view perception ability of LVLMs according to the relation 'LocatedNear'.

2.3. Data Annotation

We hired four postgraduate students specializing in multimodal research to annotate data. Each student was assigned 2-3 tasks.

Annotation Process. Each student is provided with two images and a specific task. Their responsibility is to determine whether they could design a question based on the given task for the image pair. If the image pair meets the task requirements, they proceed to annotate a question, answer, and options (either multiple-choice or true/false) for that pair. Each annotator ceases annotating a task once they

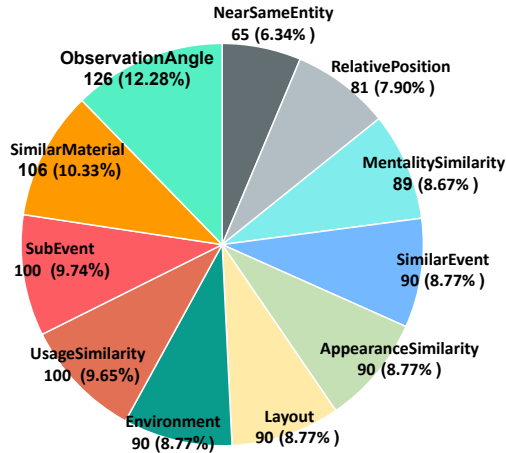


Figure 2. The number and ratio of each subtask in our MMRA benchmark. The integers in the graph represent the number of samples in each task, while the percentages in parentheses indicate the proportion of each task in the entire benchmark.

reach a predetermined number of labeled samples (i.e., 90) or once all the image pairs for that task have been annotated.

Quality control. We also conducted cross-validation on the annotated data. Specifically, each annotator review 2-3 tasks labeled by their peers. If any annotated samples don't meet the task requirements or if the answers derived from the images and options don't match the correct answer, those samples are removed. Additionally, we ensure that the answers to all questions could not be directly inferred from the text alone (i.e., the question and options). Quality control is concluded once all annotators agreed that their verified portion satisfied the specified requirements.

Data statistics As shown in the Fig 2, we obtain a total of 1,026 annotated samples. To ensure the validity of the benchmark evaluation, we have endeavored to maintain that the number of samples for all tasks is around 90. The ObservationAngle task has the highest proportion in the entire benchmark, with a total of 126 samples (12.28%). Due to the difficulty of labeling in the NearBy task, we removed some samples with inconsistent opinions from different annotators during the quality control process.

2.4. Elimination of answer leakage from questions and options

When designing multiple-choice options at the entity level, we need to identify potential entities that could be regarded as the correct answer of question and provide justifications. For example, as illustrated in Fig 1, 'both tree and bench are made of wood' can be the answer of the Sim-

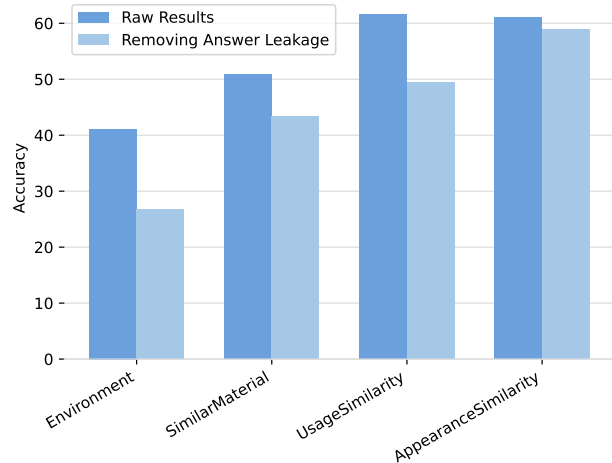


Figure 3. Comparison Chart of Results Before and After Text Answer Leak Elimination.

ilarMaterial subtask. However, language models can sometimes deduce the correct answer simply by analyzing the textual content in options. Additionally, annotators often unconsciously label the correct answer with greater detail and specificity, and the language model towards choosing these more detailed options.

To eliminate these biases, we optimize the questions and options for subtasks where the language model scores higher than the expected accuracy by randomly answering the question. For instance, the expected accuracy for true/false questions is 50%, and for multiple-choice questions with four options, it is 25%.

We refine the options and questions for four subtasks (i.e., UsageSimilarity, Environment, MadeOf, and AppearanceSimilarity), because language models exhibit relatively higher performance on them. As shown in Fig 3, we presented the accuracy changes of the Yi-1.5-9B model before and after answer leakage removal. We have significantly reduced the leakage of answers in the question and option texts. The performances on these subtasks, when using the refined benchmark, are close to the expected random accuracies for their respective task types.

For the UsageSimilarity subtask, the performance of language models remains significantly higher than random expectations. We hypothesize that this is because mining the similarity in usage between two entities, a type of general commonsense knowledge, relies heavily on the language model's inference capabilities. Additionally, the current commonsense reasoning capabilities of language models make them adept at identifying subtle differences among the options.

Model	Pre-training Data	Supporting Input	Parameters
GPT4o&GPT4v	/	Text, Multi Images, Audio	/
Gemini-Flash	/	Text, Multi Images, Audio, Video	/
Idefics2	Internet Crawled Data (Wikipedia and OBELICS), Public Multimodal Dataset, LAION-COCO, PDFFA (en), IDL, Rendered-text, WebSight	Text, Multi Images	8B
Qwen-VL-Chat	LAION-en, LAION-zh, In-house Data, LAION-COCO, DataComp, Coyo, CC12M, CC3M, SBU, COCO Caption	Text, Multi Images	8B
Phi3v	/	Text, Multi Images, Video	8B
Mantis-Idefics2	Mantis-Instruction dataset	Text, Multi Images	8B
LLaMA-3	/	Text Only	8B, 70B
Qwen1.5&Qwen2	Internet Crawled Data	Text Only	7B, 32B, 72B
Yi-Chat&Yi-1.5-Chat	Web Documents from Common Crawl	Text Only	9B, 43B

Table 1. The pre-training information and supporting input of the baselines. ”/” refers to non-public or not fully public data.

3. Experiment

3.1. Experiments Setting

To explore the impact of LVLM’s image-captioning ability on its multi-image perception, we design four inputs setting: Image + Question, Description + Question, Image + Description + Question and Question Only. Specifically, we use the LLaVA-NeXT-100B to obtain the detailed textual description of the image in the MMRA benchmark.

Image + Question (IQ). In this setting, we just include the image pair and question in the prompt.

Description + Question (DQ). To investigate the impact of the image caption capability of LVLMs on the perception of multiple images, we include a detailed description of the image pair and question in the prompt.

Image + Description + Question (IDQ). Besides, we also include the image pair, its description, and question in the prompt to compensate for the content of the image that cannot be described in the text.

Question Only (QO). For the sake of inspecting whether the answer of the questions in our benchmark is leaked in the textual information of options and question, we only input the question to let LVLMs answer.

3.2. Baselines

As show in Tab 1, we evaluated our benchmark on both mainstream close-source and open-source large models. Regarding close-source LVLMs, we choose the Ope-

nAI’s **GPT4o** and **GPT4v**, as well as google’s **Gemini-Flash**. As for the open-source LVLMs, we mainly evaluate those supporting multi-image inputs (i.e., **Idefics2**, **Qwen-VL-Chat**, **Phi3v**, **Mantis-Idefics2**). Besides, we also assess the open-source LLMs (i.e., **LLaMA**, **Qwen1.5-Chat**, **Qwen2-Chat**) under the textual input setting.

3.3. Evaluation Protocol

Prompt. As for each task, we all design a prompt to make LVLMs directly generate textual format answers of the question. Except including the content described in the section 3.1, we let LVLMs generate the ‘A’, ‘B’, ‘C’ or ‘D’ for the choice questions, and ‘Yes’ or ‘No’ for the T/F questions. Besides, we also add the options to the prompt. As for further details about our prompt design, please refer to the Tab 4 in Appendix B.

Answer Matching and Metric. Because the golden answer in our benchmark is in the format of option id (i.e., ‘A’, ‘B’, ‘C’ and ‘D’) or judgment (i.e., ‘Yes’ or ‘No’), we design a rule to match the response of LVLMs with the golden answer. Finally, we use the accuracy of the matching results as the score of those models. Please refer to the Appendix A for the detail of our designed matching rule.

4. Result Analysis

4.1. Overall Analysis

As shown in Table 2, when inputting all question and image pairs (Image+Question setting), the close-source model(i.e., GPT-4v, GPT-4o, Gemini-Pro, and Gemini-Flash) achieve the best performance on our MMRA benchmark, with overall accuracy surpassing 60%. In contrast,

Setting	Model	Overall	Entity Level						Image Level				
			RP	US	MS	SM	AS	NSE	Env	LO	SimE	SubE	OA
IQ	GPT4o	66.80	43.21	65.66	62.92	44.34	70.00	58.73	90.00	48.89	77.78	97.00	70.75
	GPT4v	66.33	41.25	70.71	60.67	41.91	67.78	50.00	87.77	65.56	80.00	92.00	66.04
	Gemini-Pro	65.01	48.15	67.68	69.66	47.17	67.78	56.92	82.22	54.44	60.00	82.00	73.02
	Gemini-Flash	60.33	34.56	66.66	70.78	25.47	68.88	53.84	83.33	60.00	48.88	93.00	57.14
	Idefics2	58.11	32.10	65.71	74.16	28.30	48.89	55.56	90.00	38.89	72.22	86.00	49.21
	Qwen-VL-Chat	42.11	35.80	59.05	60.67	33.96	44.44	31.75	55.56	27.78	57.78	49.00	14.29
	Phi3v	51.84	49.38	66.67	62.92	48.11	58.89	46.03	85.56	34.44	56.67	51.00	20.64
	Mantis-Idefics2	57.90	35.80	62.86	70.79	37.74	51.11	42.86	81.11	26.67	74.44	91.00	56.35
QO	LLaMA-3-8B-Instruct	31.76	34.57	62.63	24.72	34.91	32.22	42.86	28.89	31.11	31.11	6.00	25.40
	LLaMA-3-70B-Instruct	23.66	38.27	60.61	12.36	26.42	6.67	34.92	35.56	31.11	6.67	0.00	14.29
	Qwen1.5-32B-Chat	32.36	39.51	64.65	11.24	40.57	36.67	49.21	33.33	31.11	42.22	0.00	17.46
	Qwen1.5-72B-Chat	37.11	33.33	63.64	51.69	33.96	41.11	34.92	28.89	31.11	50.00	50.00	0.00
	Qwen2-7B-Chat	40.43	43.21	65.66	50.56	30.19	42.22	42.86	35.56	31.11	52.22	50.00	11.91
	Qwen2-72B-Chat	38.97	35.80	64.65	46.07	45.28	46.67	39.68	27.78	31.11	48.89	44.00	7.14
	Yi-1.5-9B-Chat	41.68	44.44	60.61	46.07	43.40	58.89	30.16	26.67	31.11	40.00	50.00	26.98
	Yi-34B-Chat	41.57	34.57	51.52	47.19	37.74	55.56	26.98	25.56	45.56	48.89	49.00	32.54
Yi-1.5-34B-Chat	26.78	25.93	63.64	39.33	43.40	11.11	36.51	26.67	20.00	5.56	7.00	17.46	

Table 2. The main results of current LVLMs and LLMs on our MMRM benchmark. The IQ and QO represent the Image+Question input and Question Only input, respectively.

the overall performance of other open-source multi-image LVLMs ranges from 50% to 60%, with the exception of Qwen-VL-Chat whose scores only 42.11%.

Although LVLMs demonstrate varying performances across different subtasks, their average performance at the entity level is generally lower than at the image level. The LVLMs’ performance is notably high for the Environment and SubEvent subtasks, with most of LVLMs scoring over 80%. This may be because these subtasks primarily require abstract image-caption information, which the LVLMs have learned during their pre-training phase.

It is worth mentioning that subtasks related to spatial perception (i.e., RelativePosition, NearSimilarEntity, Layout, and ObservationAngle) remain challenging for LVLMs, as most models achieve accuracy below 50% for these subtasks.

For the LLMs, both the question and the options are incorporated as inputs to evaluate them on benchmark (i.e., Question Only setting). The performance of LLMs on the ‘UsageSimilarity’ task consistently exceeds 60%, which is comparable to the performance of multi-image LVLMs. This suggests that a significant portion of the reasoning required for the ‘UsageSimilarity’ subtasks relies on commonsense knowledge inherent in the language model component of LVLMs.

Additionally, at the question only (QO) setting, we observe that all models, regardless of series or parameters size, demonstrate very similar performance across each task. This consistency indicates that our benchmark effectively mitigates textual information leakage and the accurate answer relies on visual information for accurately answering.

4.2. Impact of Image Input

As shown in Table 2, when provided with both image pairs and questions (i.e., Image+Question setting), the multi-image LVLMs demonstrate significantly better performance compared to LLMs. To better demonstrate the performance of LVLMs on various tasks, we calculate the average performance of all LLMs on each task as a basic performance of LLMs. By comparing this basic performance with the performance of LVLMs, we can quantify the actual improvement brought by incorporating images.

As shown in the Fig 4, compared to the entity level, the relative improvement at the image level is better, which also indirectly confirms that the entity-level multi-image relation association task requires the model to be able to perceive more image details (the relative improvement at the entity level is around 0.1, while that of the image level is around 0.3). At the entity level, while the overall performance on the MentalitySimilarity subtask is comparable to other subtask, the improvement attributed to the inclusion of images is the most significant.

This suggests that the current LVLMs have developed a robust capacity to perceive mental states during pre-training. As a result, multi-image LVLMs can effectively harness the information in images to analyze relation between multiple images in the context of individuals’ mental states. This observation offers valuable insight into enhancing current LVLMs. The challenge related with fine-grained multi-image relation associating tasks stems from the fact that current multi-image LVLMs do not optimally utilize the detailed information within images. Instead, they tend to rely more on the language model component to process

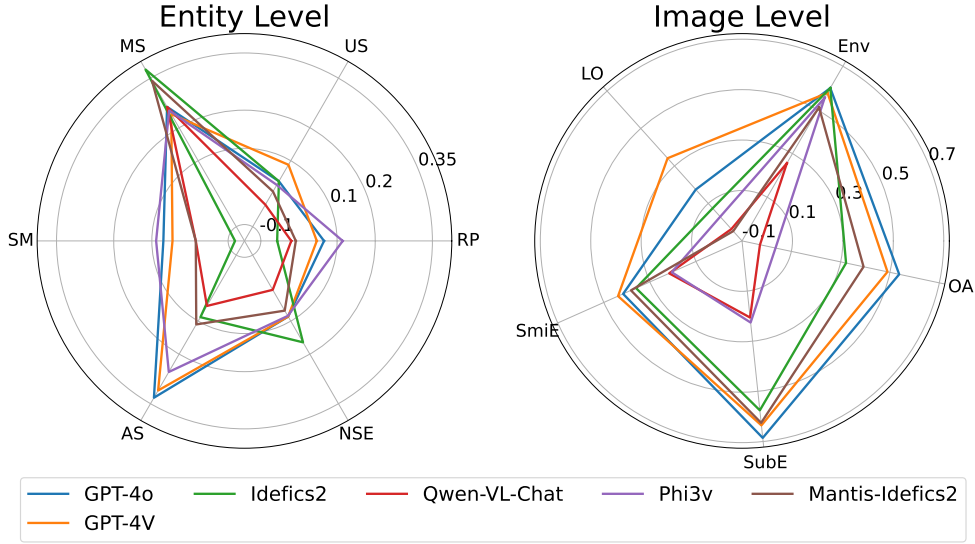


Figure 4. The relative improvement of LVLMs on MMRA benchmark.

Setting	Model	Overall	Entity Level							Image Level				
			RP	US	MS	SM	AS	NSE	Env	LO	SimE	SubE	OA	
IQ	GPT4o	66.80	43.21	65.66	62.92	44.34	70.00	58.73	90.00	48.89	77.78	97.00	70.75	
	GPT4v	66.33	41.25	70.71	60.67	41.91	67.78	50.00	87.77	65.56	80.00	92.00	66.04	
DQ	LLaMA-3-8B-Instruct	54.42	46.67	60.61	46.91	77.78	29.25	57.14	47.62	57.30	57.78	62.22	51.00	
	LLaMA-3-70B-Instruct	35.86	58.89	67.68	40.74	88.89	37.74	41.27	57.14	0.00	5.56	5.56	0.00	
	Qwen1.5-32B-Chat	59.52	66.67	67.68	40.74	86.67	37.74	53.97	43.65	59.62	67.42	73.33	52.00	
	Qwen1.5-72B-Chat	60.88	51.11	69.70	45.68	84.44	41.51	60.32	56.35	75.28	48.89	74.44	56.00	
	Qwen2-7B-Chat	54.06	32.22	64.65	39.51	85.56	32.08	60.32	30.16	58.00	61.80	48.89	68.89	
	Qwen2-72B-Chat	62.17	64.44	66.67	49.38	92.22	47.17	63.49	55.56	69.66	50.00	72.22	51.00	
IDQ	Idefics2	56.35	39.51	63.64	75.28	24.53	46.67	57.14	88.89	33.33	68.89	82.00	45.24	
	Qwen-vl-chat	43.76	27.16	51.52	57.30	34.91	44.44	49.21	62.22	30.00	67.78	50.00	17.46	
	Phi3v	53.72	43.21	62.63	73.03	41.51	55.56	55.56	87.78	40.00	62.22	54.00	26.98	
	Mantis-Idefics2	55.93	35.80	62.63	71.91	29.25	48.89	42.86	85.56	21.11	75.56	82.00	55.56	

Table 3. The results of DQ and IDQ setting on our MMRM benchmark.

the textual information in the questions.

4.3. Impact of Image’s Description

The key to improving LVLMs’ ability to mine associational relations between multiple images lies in enhancing the model’s fine-grained perception capabilities. We use the LLaVA-NeXT-100B to obtain the image caption and input it as the extra information. The results of DQ and IDQ settings are presented in the Tab 3. Under the DQ setting, with the combination of descriptions of image pair, all the LLMs’ performance are all highly improved, and the overall result of Qwen2-72B-Chat surpass the Gemini-Flash and is second only to GPT-4v, GPT-4o and Gemini-Pro. This also demonstrates that the multi-image understanding capability of LVLMs mainly stems from the content that they precept from image. As

for the DQ setting, after including image descriptions, the performance of LVLMs don’t change significantly. This suggests that the image descriptions obtained by LLaVA-NeXT-100B overlap with the content perceived by LVLMs themselves. Furthermore, it also indicates that the bottleneck in enhancing the multi-image perception capabilities of LVLMs is the reasoning ability of the language model.

Different tasks have varying requirements for the visual or textual components of the LVLMs. As for the image level task, the LVLMs’ performance is not obviously changed at IDQ setting, while the LLMs’ results are close to that of VLMs with the input of images’ descriptions. It demonstrates that the multi-image perception perception at image level relies on the visual module of LVLMs. With regarding to the tasks at entity level, in the IDQ setting,

the performance of LVLMs varied the most on the Mental-itySimilarity (MS) task, even surpassing GPT-4v and GPT-4o. This indicates that associating the relations of mental states among creatures in multiple images requires highly advanced capabilities from both the language model and the image model

4.4. Error Analysis

To better analyze the shortcomings of LVLMs, we examined instances where GPT-4o made errors on relatively challenging subtasks such as RelativePosition, MadeOf, Nearby, and Layout.

As presented in Fig 5, LVLMs often select entities that do not appear in the image when answering fine-grained questions. For example, for subtasks like 'RelativePosition' and 'Nearby', LVLMs sometimes choose options featuring entities that are not present in the image (e.g., beer and tray).

We believe this issue arises because VLMs primarily depend on the reasoning capabilities of the language model. The textual relations in the options can significantly interfere with the LVLMs' judgments, leading them to overlook the visual input, particularly for fine-detailed questions.

In scenarios where neither image contains the correct answer for the subtask, we introduced an alternative option to express there is no association between two images, such as 'there are no entities of the same material in fig1 and fig2'. When LVLMs cannot identify the correct answer, they tend to select this option, suggesting no connection between the two images.

Regarding the 'Layout' subtask, it appears that current LVLMs have a limited ability to grasp the key elements within images. They sometimes fail to determine whether both images prominently feature a main entity.

5. Conclusion

The multi-image perception capabilities of LVLMs are often overlooked. To comprehensively and systematically assess these capabilities, we establish a relational system among images based on the knowledge relations in ConceptNet and manually annotate a multi-granularity, multi-image relation association benchmark (MMRA). This benchmark consists of 11 subtasks, divided into image and entity levels. During the curation phase, we carefully consider and mitigate the risk of answer leakage in the questions and options. We refine the benchmark and design experiments to demonstrate that we have largely addressed the issue of answer leakage. Our evaluation of current multi-image LVLMs on this benchmark reveals significant shortcomings, particularly in fine-grained (entity-level) and spatial perception subtasks. Compared the results of Image+Description+Question setting with Image+Question setting, our experiments highlight that these models lack robust image detail perception capabilities.

6. Related Work

Large Visual Language Models. With the emergence of Large Language Models(LLMs), researchers have applied it to the multimodal perception field. In recent years, more and more Large Visual Language Models (LVLMs) have achieved excellent success in combining vision knowledge with language on single-image task. BLIP2 [14] uses a Q-Former to align the visual knowledge with the textual information during the pre-training phase. LLaVA [16] is pre-trained on the GPT-4 generated multimodal language-image instruction-following data and uses a projection to fuse the vision module and the LM. LLaVA-Next [15] improves the single-image performance with a cost of an increasing number of image tokens. Based on the framework LLaVA mode, QwenVL [3], CogVLM [27], and Yi-VL [1] all achieve significant success through huge number of pre-training data. Those LVLMs all demonstrate exceptional reasoning ability on single image tasks, such as TextVQA [23], VQAV2 [8], MMBench [28], GQA [9], etc. Although Fuyu-8B¹, Kosmos2 [17], and Flamingo [2] support the interleaved image-text input, they don't optimize in the multi-image reasoning.

Multi-Image Perception Model and Task. Currently, some researchers have realized the importance of the multi-image ability of LVLMs. Excepting Kosmos2, Fuyu and Flamingo, There are some models which support input multi images (e.g. Mantis, Idefic2, Phi3v and Mantis-Idefic2 [11, 13, 18, 25]). Besides, the Emu2 [25] is the generative multimodal model that supports the interleaved text-image inputs. And the video understanding (e.g., Video-LLaMA [29]) also could input the multi-image inputs, but it is relatively worse than the VLMs. Meanwhile, there is also a lack of comprehensive and systematic evaluation of multi-image LVLMs. The difference description is the first task and researchers have developed many datasets, such as Spot-the-Diff and Birds-to-Words [10], etc. However, they are all generative tasks. Recently, the MuirBench [26] and the multi-image under standing benchmark [30] focus on evaluating the LVLMs' ability, but they don't systematically define the relation among images in real-life scenario.

Commonsense Reasoning. During the previous research in NLP, there are numerous works for commonsense reasoning [5, 7, 12, 31] and would use many pre-defined commonsense knowledge (i.e., Knowledge Graph [20, 22, 24]). Such as the Abductive Commonsense Reasoning task using real-world commonsense reasoning to infer the most plausible explanation between two events. Moral Stories [6] is to generate the next event under different norm restrictions. In order to help address those commonsense reasoning tasks, researchers define some Knowledge Graph (KG), which pre-

¹<https://www.adept.ai/blog/fuyu-8b>

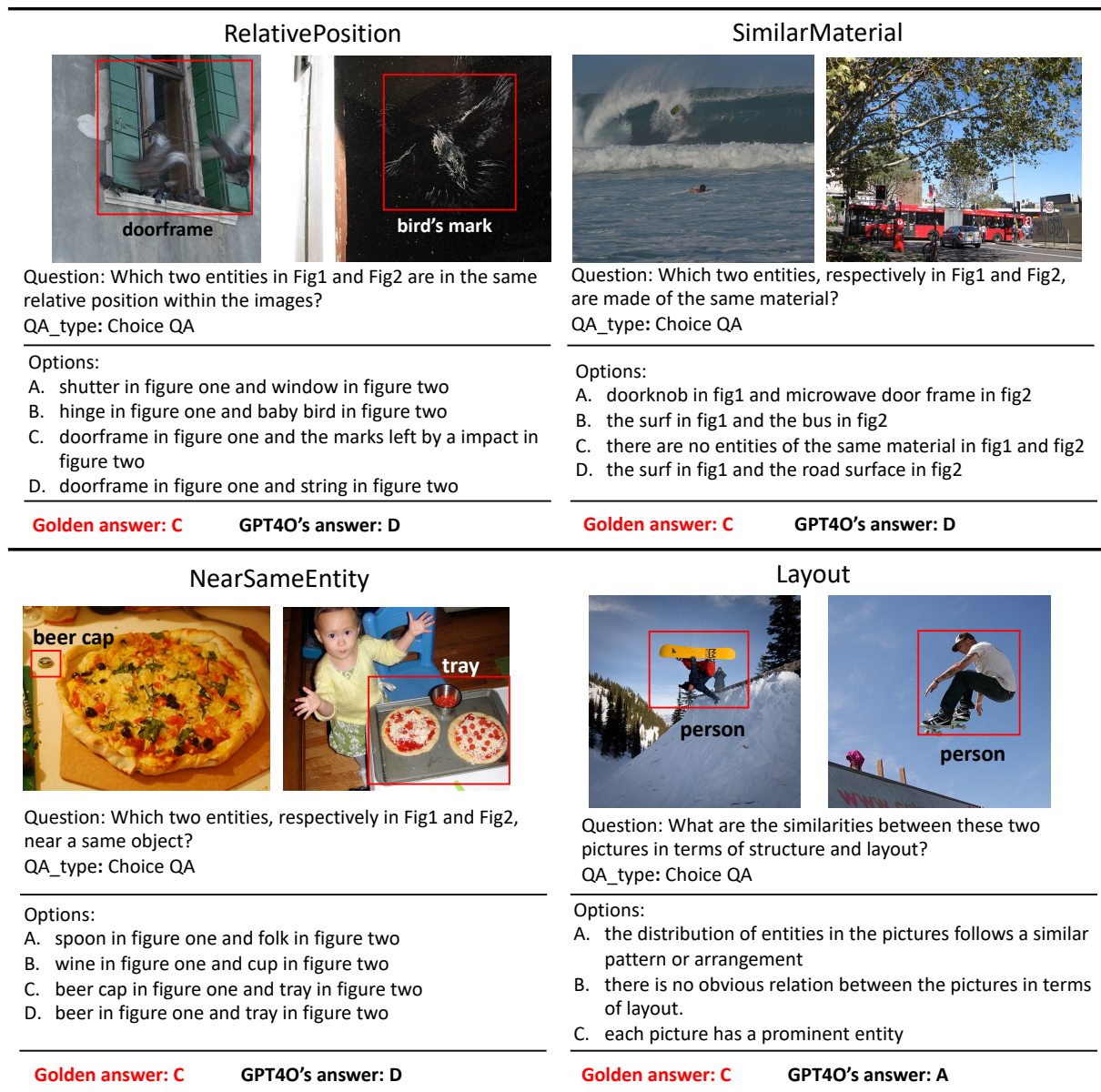


Figure 5. The error analysis of GPT4o on our MMRA benchmark.

served knowledge in triplet format (i.e., <Head, Relation, Tail>). The ConceptNet [24] and ATOMIC [20] are Commonsense Knowledge Graphs (CSKGs) where they define numerous relations between event node and entity node. The current multi-image benchmarks [26, 30] don't define the relation system among images. Although VCD [21] uses the knowledge system in ConceptNet to mine the potential knowledge in a single image, it cannot directly apply to the multi-image setting. In this work, we will define a relation system among different images and curate a benchmark.

References

- [1] 01. AI, ., Alex Young, Bei Chen, Chao Li, Chengen Huang, Ge Zhang, Guanwei Zhang, Heng Li, Jiangcheng Zhu, Jianqun Chen, Jing Chang, Kaidong Yu, Peng Liu, Qiang Liu, Shawn Yue, Senbin Yang, Shiming Yang, Tao Yu, Wen Xie, Wenhao Huang, Xiaohui Hu, Xiaoyi Ren, Xinyao Niu, Pengcheng Nie, Yuchi Xu, Yudong Liu, Yue Wang, Yuxuan Cai, Zhenyu Gu, Zhiyuan Liu, and Zonghong Dai. Yi: Open foundation models by 01.ai, 2024. 8
- [2] Jean-Baptiste Alayrac, Jeff Donahue, Pauline Luc, Antoine Miech, Iain Barr, Yana Hasson, Karel Lenc, Arthur Men-

- sch, Katherine Millican, Malcolm Reynolds, et al. Flamingo: a visual language model for few-shot learning. *Advances in neural information processing systems*, 35:23716–23736, 2022. 8
- [3] Jinze Bai, Shuai Bai, Shusheng Yang, Shijie Wang, Sinan Tan, Peng Wang, Junyang Lin, Chang Zhou, and Jingren Zhou. Qwen-vl: A frontier large vision-language model with versatile abilities. *arXiv preprint arXiv:2308.12966*, 2023. 8
- [4] Ning Bian, Xianpei Han, Le Sun, Hongyu Lin, Yaojie Lu, Ben He, Shanshan Jiang, and Bin Dong. Chatgpt is a knowledgeable but inexperienced solver: An investigation of commonsense problem in large language models. In Nicoletta Calzolari, Min-Yen Kan, Véronique Hoste, Alessandro Lenci, Sakriani Sakti, and Nianwen Xue, editors, *Proceedings of the 2024 Joint International Conference on Computational Linguistics, Language Resources and Evaluation, LREC/COLING 2024, 20-25 May, 2024, Torino, Italy*, pages 3098–3110. ELRA and ICCL, 2024. 2
- [5] Li Du, Xiao Ding, Kai Xiong, Ting Liu, and Bing Qin. e-care: a new dataset for exploring explainable causal reasoning. In Smaranda Muresan, Preslav Nakov, and Aline Villavicencio, editors, *Proceedings of the 60th Annual Meeting of the Association for Computational Linguistics (Volume 1: Long Papers)*, ACL 2022, Dublin, Ireland, May 22-27, 2022, pages 432–446. Association for Computational Linguistics, 2022. 2, 8
- [6] Denis Emelin, Ronan Le Bras, Jena D. Hwang, Maxwell Forbes, and Yejin Choi. Moral stories: Situated reasoning about norms, intents, actions, and their consequences. In Marie-Francine Moens, Xuanjing Huang, Lucia Specia, and Scott Wen-tau Yih, editors, *Proceedings of the 2021 Conference on Empirical Methods in Natural Language Processing, EMNLP 2021, Virtual Event / Punta Cana, Dominican Republic, 7-11 November, 2021*, pages 698–718. Association for Computational Linguistics, 2021. 8
- [7] Silin Gao, Jena D. Hwang, Saya Kanno, Hiromi Wakaki, Yuki Mitsufuji, and Antoine Bosselut. Comfact: A benchmark for linking contextual commonsense knowledge. In Yoav Goldberg, Zornitsa Kozareva, and Yue Zhang, editors, *Findings of the Association for Computational Linguistics: EMNLP 2022, Abu Dhabi, United Arab Emirates, December 7-11, 2022*, pages 1656–1675. Association for Computational Linguistics, 2022. 2, 8
- [8] Yash Goyal, Tejas Khot, Douglas Summers-Stay, Dhruv Batra, and Devi Parikh. Making the v in vqa matter: Elevating the role of image understanding in visual question answering. In *Proceedings of the IEEE conference on computer vision and pattern recognition*, pages 6904–6913, 2017. 8
- [9] Drew A Hudson and Christopher D Manning. Gqa: A new dataset for real-world visual reasoning and compositional question answering. In *Proceedings of the IEEE/CVF conference on computer vision and pattern recognition*, pages 6700–6709, 2019. 8
- [10] Harsh Jhamtani and Taylor Berg-Kirkpatrick. Learning to describe differences between pairs of similar images. In Ellen Riloff, David Chiang, Julia Hockenmaier, and Jun’ichi Tsujii, editors, *Proceedings of the 2018 Conference on Empirical Methods in Natural Language Processing, Brussels, Belgium, October 31 - November 4, 2018*, pages 4024–4034. Association for Computational Linguistics, 2018. 8
- [11] Dongfu Jiang, Xuan He, Huaye Zeng, Cong Wei, Max Ku, Qian Liu, and Wenhui Chen. Mantis: Interleaved multi-image instruction tuning. *arXiv preprint arXiv:2405.01483*, 2024. 8
- [12] Liwei Jiang, Antoine Bosselut, Chandra Bhagavatula, and Yejin Choi. ”i’m not mad”: Commonsense implications of negation and contradiction. In Kristina Toutanova, Anna Rumshisky, Luke Zettlemoyer, Dilek Hakkani-Tür, Iz Beltagy, Steven Bethard, Ryan Cotterell, Tanmoy Chakraborty, and Yichao Zhou, editors, *Proceedings of the 2021 Conference of the North American Chapter of the Association for Computational Linguistics: Human Language Technologies, NAACL-HLT 2021, Online, June 6-11, 2021*, pages 4380–4397. Association for Computational Linguistics, 2021. 2, 8
- [13] Hugo Laurençon, Léo Tronchon, Matthieu Cord, and Victor Sanh. What matters when building vision-language models? *arXiv preprint arXiv:2405.02246*, 2024. 8
- [14] Junnan Li, Dongxu Li, Silvio Savarese, and Steven Hoi. Blip-2: Bootstrapping language-image pre-training with frozen image encoders and large language models. In *International conference on machine learning*, pages 19730–19742. PMLR, 2023. 8
- [15] Haotian Liu, Chunyuan Li, Yuheng Li, Bo Li, Yuanhan Zhang, Sheng Shen, and Yong Jae Lee. Llava-next: Improved reasoning, ocr, and world knowledge, January 2024. 8
- [16] Haotian Liu, Chunyuan Li, Qingyang Wu, and Yong Jae Lee. Visual instruction tuning. *Advances in neural information processing systems*, 36, 2024. 8
- [17] Zhiliang Peng, Wenhui Wang, Li Dong, Yaru Hao, Shaohan Huang, Shuming Ma, and Furu Wei. Kosmos-2: Grounding multimodal large language models to the world. *arXiv preprint arXiv:2306.14824*, 2023. 8
- [18] Hanoona Rasheed, Muhammad Maaz, Salman Khan, and Fahad S. Khan. Llava++: Extending visual capabilities with llama-3 and phi-3, 2024. 8
- [19] Nils Reimers and Iryna Gurevych. Sentence-bert: Sentence embeddings using siamese bert-networks. *arXiv preprint arXiv:1908.10084*, 2019. 2
- [20] Maarten Sap, Ronan Le Bras, Emily Allaway, Chandra Bhagavatula, Nicholas Lourie, Hannah Rashkin, Brendan Roof, Noah A. Smith, and Yejin Choi. ATOMIC: an atlas of machine commonsense for if-then reasoning. In *The Thirty-Third AAAI Conference on Artificial Intelligence, AAAI 2019, The Thirty-First Innovative Applications of Artificial Intelligence Conference, IAAI 2019, The Ninth AAAI Symposium on Educational Advances in Artificial Intelligence, EAAI 2019, Honolulu, Hawaii, USA, January 27 - February 1, 2019*, pages 3027–3035. AAAI Press, 2019. 8, 9
- [21] Xiangqing Shen, Yurun Song, Siwei Wu, and Rui Xia. Vcd: Knowledge base guided visual commonsense discovery in images. *arXiv preprint arXiv:2402.17213*, 2024. 9
- [22] Xiangqing Shen, Siwei Wu, and Rui Xia. Dense-atomic: Towards densely-connected ATOMIC with high knowledge

- coverage and massive multi-hop paths. In Anna Rogers, Jordan L. Boyd-Graber, and Naoaki Okazaki, editors, *Proceedings of the 61st Annual Meeting of the Association for Computational Linguistics (Volume 1: Long Papers), ACL 2023, Toronto, Canada, July 9-14, 2023*, pages 13292–13305. Association for Computational Linguistics, 2023. [8](#)
- [23] Amanpreet Singh, Vivek Natarjan, Meet Shah, Yu Jiang, Xinlei Chen, Dhruv Batra, Devi Parikh, and Marcus Rohrbach. Towards vqa models that can read. In *Proceedings of the IEEE Conference on Computer Vision and Pattern Recognition*, pages 8317–8326, 2019. [8](#)
- [24] Robyn Speer, Joshua Chin, and Catherine Havasi. Conceptnet 5.5: An open multilingual graph of general knowledge. In *Proceedings of the AAAI conference on artificial intelligence*, volume 31, 2017. [8](#), [9](#)
- [25] Quan Sun, Yufeng Cui, Xiaosong Zhang, Fan Zhang, Qiyang Yu, Zhengxiong Luo, Yueze Wang, Yongming Rao, Jingjing Liu, Tiejun Huang, and Xinlong Wang. Generative multimodal models are in-context learners. *CoRR*, abs/2312.13286, 2023. [8](#)
- [26] Fei Wang, Xingyu Fu, James Y. Huang, Zekun Li, Qin Liu, Xiaogeng Liu, Mingyu Derek Ma, Nan Xu, Wenxuan Zhou, Kai Zhang, Tianyi Lorena Yan, Wenjie Jacky Mo, Hsiang-Hui Liu, Pan Lu, Chunyuan Li, Chaowei Xiao, Kai-Wei Chang, Dan Roth, Sheng Zhang, Hoifung Poon, and Muhao Chen. Muirbench: A comprehensive benchmark for robust multi-image understanding. *CoRR*, abs/2406.09411, 2024. [2](#), [8](#), [9](#)
- [27] Weihang Wang, Qingsong Lv, Wenmeng Yu, Wenyi Hong, Ji Qi, Yan Wang, Junhui Ji, Zhuoyi Yang, Lei Zhao, Xixuan Song, Jiazheng Xu, Bin Xu, Juanzi Li, Yuxiao Dong, Ming Ding, and Jie Tang. Cogvlm: Visual expert for pretrained language models, 2023. [8](#)
- [28] Yuanhan Zhang Yuan Liu, Haodong Duan, Bo Li, Yike Yuan Songyang Zhang, Wangbo Zhao, Jiaqi Wang, Conghui He, Ziwei Liu, and Dahua Lin Kai Chen. Mmbench: Is your multi-modal model an all-around player? *arXiv:2307.06281*, 2023. [8](#)
- [29] Hang Zhang, Xin Li, and Lidong Bing. Video-llama: An instruction-tuned audio-visual language model for video understanding. In Yansong Feng and Els Lefever, editors, *Proceedings of the 2023 Conference on Empirical Methods in Natural Language Processing, EMNLP 2023 - System Demonstrations, Singapore, December 6-10, 2023*, pages 543–553. Association for Computational Linguistics, 2023. [8](#)
- [30] Bingchen Zhao, Yongshuo Zong, Letian Zhang, and Timothy Hospedales. Benchmarking multi-image understanding in vision and language models: Perception, knowledge, reasoning, and multi-hop reasoning. *arXiv preprint arXiv:2406.12742*, 2024. [2](#), [8](#), [9](#)
- [31] Wenting Zhao, Justin T. Chiu, Claire Cardie, and Alexander M. Rush. Abductive commonsense reasoning exploiting mutually exclusive explanations. In Anna Rogers, Jordan L. Boyd-Graber, and Naoaki Okazaki, editors, *Proceedings of the 61st Annual Meeting of the Association for Computational Linguistics (Volume 1: Long Papers), ACL 2023*,

Toronto, Canada, July 9-14, 2023, pages 14883–14896. Association for Computational Linguistics, 2023. [2](#), [8](#)

Entity Level

<p>MentalitySimilarity</p>  <p>Question: Do both images express similar emotions? Options: Ture/False Explanation: The two men in the picture are both laughing, both expressing a happy emotion</p> <p>Question Type: Choice Question Granularity: Entity</p>	<p>NearSameEntity</p>  <p>Question: Which two entities, respectively in Fig1 and Fig2, all near a same entity? Options: A. The toy mouse in Fig1 and the person in Fig2 B. The toy mouse in Fig1 and the towel in Fig2 C. There are no answer of this question D. The toy mouse in Fig1 and the toy bear in Fig2</p> <p>Question Type: Choice Question Granularity: Entity</p>	<p>AppearanceSimilarity</p>  <p>Question: Are there any entities in Fig1 and Fig2 that have the same shape? Options: Ture/False Explanation: The traffic signs in both pictures are rectangular</p> <p>Question Type: Choice Question Granularity: Entity</p>
<p>UsageSimilarity</p>  <p>Question: Based on the Fig1 and Fig2, which entities have the same usage? Options: A. There is no entity have same usage B. Skateboarding and snowboarding bring riders together, fostering a sense of community C. Skateboarding and snowboarding are both recreational activities D. ocean in figure 1 and grass in figure 2</p> <p>Question Type: Choice Question Granularity: Entity</p>	<p>RelativePosition</p>  <p>Question: Which two entities in Fig1 and Fig2 are in the same relative position in the images? Options: A. Curtain in Fig1 and towels in Fig2 B. Pillow in Fig1 and mirror in Fig2 C. Pillow in Fig1 and stairs in Fig2 D. curtain rod in Fig1 and sink in Fig2</p> <p>Question Type: Choice Question Granularity: Entity</p>	<p>SimilarMaterial</p>  <p>Question: Which two entities, respectively in Figure 1 and Figure 2, are made of the same material? Options: A. there are no entities of the same material in figure one and figure two B. fence in figure 1 and grass in figure 2 C. bench in figure 1 and tree in figure 2 D. ocean in figure 1 and grass in figure 2</p> <p>Question Type: Choice Question Granularity: Entity</p>

Global Level





<p>Environment</p>  <p>Question: Are those pictures similar in environment? Options: A. Both pictures depict the environment around a rural railway B. Both pictures are close-ups of a room C. Both pictures depict outdoor snow in winter D. Both pictures depict a sunny winter day in a certain European country</p> <p>Question Type: Choice Question Granularity: Global</p>	<p>Layout</p>  <p>Question: What are the similarities between these two pictures in terms of structure and layout? Options: A. The distribution of entities in the pictures follows a similar pattern or arrangement B. There is no obvious relationship between the two pictures in terms of layout C. Each picture has a prominent entity</p> <p>Question Type: Choice Question Granularity: Global</p>	<p>ObservationAngle</p>  <p>Question: Please judge the spatial relation between Fig1 and Fig2. Options: A. Fig1 is a close-up of the surface of Fig2 B. Fig1 is a close-up of the interior of Fig2 C. Fig1 and Fig2 are shots of the same object from different parallel perspectives D. Fig1 and Fig2 have no relation in spatial view</p> <p>Question Type: Choice Question Granularity: Global</p>
<p>SimilarEvent</p>  <p>Question: In this two pictures depict a similar events Options: A. Airplane taking off B. Train stop C. Climbing mountain D. Riding Bike</p> <p>Question Type: Choice Question Granularity: Global</p>	<p>SubEvent</p>  <p>Question: Is there a chronological relation between Fig1 and Fig2? Options: Ture/False Explanation: These two pictures depict the moments before and after two people fencing in the same scene</p> <p>Question Type: T/F Question Granularity: Global</p>	

Figure 6. Sampled MMRA examples for each task. The bold and underlined options indicate they are the golden answers.

A. Result Exact Matching Rule

Due to significant differences in the response styles of various LLMs and chat templates, the content format of model answers can vary greatly. To gap this discrepancy

and accurately reflect the responses of different models, we have developed a specialized Exact Matching Rule.

For Multiple-Choice questions: First, we use regular expressions to attempt to directly extract the matching con-

Question Type	Prompt Template
T/F Question	You will be giving one question and two images. Please only answer the question with Yes or No. Questions: {question}. Please give me your answer.
Choice Question	You will be giving one question, two images, and four options, one of them is correct. Please choose one of the four options. The question is: {Question}. The options are: [A: {A}, B: {B}, C: {C}, D: {D}] Please tell me the answer in the format if [A], [B], [C] or [D].

Table 4. The designed prompt template for the task in our MMRM benchmark.

tent within parentheses, i.e., extracting Answer: "A" from "(A)". If this is unsuccessful, we then attempt to match option labels (A-D) from the entire response content and return the option with the highest match count. If the response does not contain any option label information, we try to match the option content directly within the response and return the corresponding option label.

For True/False questions: We use regular expressions to match "yes" or "no" within the response content. If there are multiple matches, we return the result that appears the most frequently.

B. Designed Template

In this part, we present our designed prompt template for both Choice Question and T/F Question in the Tab 4

C. Sampled examples from MMRA benchmark

In order to comprehensively show our benchmark, we select a sample for each task and present them in the Tab 6. We design two kind of task (i.e., Choice Question and T/F Question). For each example, we show the image pair, question and options.