
OVR: A Dataset for Open Vocabulary Temporal Repetition Counting in Videos

Debidatta Dwibedi Yusuf Aytar Jonathan Tompson Andrew Zisserman
{debidatta, yusufaytar, tompson, zisserman}@google.com
Google Deepmind

Abstract

We introduce a dataset of annotations of temporal repetitions in videos. The dataset, *OVR* (pronounced as *over*), contains annotations for over 72K videos, with each annotation specifying the number of repetitions, the start and end time of the repetitions, and also a free-form description of what is repeating. The annotations are provided for videos sourced from Kinetics and Ego4D, and consequently cover both Exo and Ego viewing conditions, with a huge variety of actions and activities. Moreover, *OVR* is almost an order of magnitude larger than previous datasets for video repetition. We also propose a baseline transformer-based counting model, *OVRCounter*, that can localise and count repetitions in videos that are up to 320 frames long. The model is trained and evaluated on the *OVR* dataset, and its performance assessed with and without using text to specify the target class to count. The performance is also compared to a prior repetition counting model. The dataset is available for download at: <https://sites.google.com/view/openvocabreps/>

1 Introduction

Whether it is cutting an onion or a morning workout, activities with temporal repetitions are ubiquitous in our daily lives. Even solutions to our most basic needs such as navigation, communication and nourishment are handled by repetitive behaviours such as walking, talking, and eating. Moreover, many dexterous human activities involve deliberately repeating certain procedures to reach a goal one step at a time (e.g. carving wood, painting, playing guitar, stirring tea, cleaning surfaces etc.).

In this paper we introduce a new, large, open-vocabulary, video dataset for temporal repetition counting. We developed this Open-Vocabulary Repetitions (*OVR*) dataset to enable algorithms to be trained and their performance evaluated for more general counting capabilities than are possible at the moment. Our aim is a high quality *diverse* dataset. We achieve this by not restricting the vocabulary to a small set of classes. We ensure diversity by annotating existing datasets (Kinetics [17] and Ego4D [13]) that have a huge variety of actions and activities. Since our aim is diversity and scale in the number of video clips, rather than scale in the duration of the repetition, the annotations cover up to 10s of video providing free-form textual description and the temporal extent of the repetition.

Why is a new dataset required? As has been demonstrated time after time in many tasks (e.g. image understanding and video action recognition), developing a new capability is only possible with proper datasets and benchmarks guiding the way. For open vocabulary repetition counting, the dataset must be *large-scale* and *diverse*, as these are the dominant factors for determining the performance of a model on a given task. However, the existing temporal repetition counting datasets are quite limited in size and diversity; See Table 1. QUVA [30] and UCFRep [42], both of which are noticeably diverse repetition counting datasets, but have only 100 and 526 videos, respectively. The RepCount [14] dataset increases the amount of annotated data to roughly 1.5K, at the expense of decreasing the diversity in the data distribution by limiting repetitive activities to sports and workout domains. By sub-sampling video clips from Kinetics [17] action recognition benchmark, the Countix [11] dataset




Figure 1: **Samples from OVR dataset.** Our data is annotated with **open-vocabulary text descriptions** enabling text-conditioned repetition counting. OVR dataset goes beyond sports and workout videos and introduces significant diversity and richness in the wild both from **first-person** (left) and **third-person** (right) views, at scale.

	Number of videos	Free-form Text	Camera Viewpoint	Duration (s)			Count		
				Avg	Min	Max	Avg	Min	Max
QUVA [30]	100		Exo	17.6	2.5	64.2	12.5	4	63
UCFRep [42]	526		Exo	8.2	2.1	33.8	6.7	3	54
RepCount [14]	1451		Exo	29.4	4.0	88.0	15.9	1	141
Countix [11]	8757		Exo	6.1	0.2	10.0	6.8	2	73
OVR (ours)	72552	✓	Exo + Ego	2.7	0.03	10.0	4.7	2	121

Table 1: **Statistics of video repetition counting datasets.** Note that our dataset, OVR, is almost an order of magnitude larger than the largest dataset available. The diversity is also expanded by exploring much wider range of contextual settings including different geographical locations in the world.

annotates 8.7K videos with diverse human activities. This is almost an order of magnitude larger than others yet still needed to be supported by a synthetically generated dataset in order to train their model, RepNet[11], to reach its best performance.

Our dataset, OVR, brings another order of magnitude increase in sample size over Countix [11] while increasing diversity even further. This will not only boost the performance of existing repetition counting models, such as RepNet[11] and TransRAC[14], but it will also enable much larger models to be trained, potentially bringing superior performance. In addition to increasing the diversity of third-person-view videos (by annotating all classes of Kinetics, beyond the set annotated in Countix), in the OVR dataset we annotate a significant number of first-person-view repetitive activities by performing a large-scale crowdsourcing effort utilizing the Ego4D [13] dataset where all the challenges coming from ego-centric perception are naturally included. Annotated Ego4D repetitions also bring diversity in geographical locations and cultural settings as these are inherent qualities of the dataset.

Why open-vocabulary? Open-vocabulary semantics enables studying particular type of repetitions using unrestricted language. For instance, localizing and counting multiple different type of repetitions across time and space would be useful for creating detailed summaries of multiple exercise workouts from long videos. Being able to retrieve semantically similar repetitions would enable robots to learn from relevant first-person-recorded human activities instantly in the given contextual setting. Open-vocabulary semantics not only gives meaning to repetitions themselves but also allows us to study the way the repetitions are done. For instance a sudden decrease in period length in a basketball setting might correspond to an event change, or an increase in period length in a bench press workout might mean the athlete is struggling to put the weights up again. Understanding the repetitive actions

at a more detailed level will enable machines to better understand the subtle temporal nuances in human actions.

Another significant benefit is that it allows *text-conditioned counting models* to be developed. We train a powerful baseline model, OVRCounter, that can be conditioned on the text description of a repeating action. Unlike class-agnostic repetition counting models like RepNet [11] and TransRAC [14] which count any repeating action, we can now control the counter to focus on only the specified action of interest. This unlocks the new capability of counting multiple classes of actions in the same video either spatially or temporally by using different text prompts.

Our main contribution in this paper is the OVR dataset and benchmark that is large scale, diverse and annotated with open-vocabulary text descriptions. We also train a powerful baseline model, OVRCounter, for text-conditioned counting which can also operate in a class-agnostic setting.

2 Related Work

Temporal Repetition Counting. Earlier literature in this space [3, 4, 7, 28, 36, 37] worked on understanding repetitions from the signal period using several types of crafted features, and were mainly studied in limited diversity settings. More recent work [11, 19, 30, 42] increased diversity and studied temporal repetition counting more in the wild settings. While [30] applied optical flow based methods, many others [11, 19, 42] employed deep learning methods. [19] learned from synthetic sequences using CNNs. [42] introduced a network that utilizes temporal context at multiple scales and trained on a small annotated dataset (UCFRep). RepNet [11], a deep network architecture that utilizes temporal self-similarity matrices as bottlenecks, learned from synthetic repetitions generated from Kinetics videos, and finetuned the network on the limited data (Countix) that is annotated for temporal repetitions. Most recently [43] utilizes sound in addition to frames, [20] employs temporal convolution networks over offline extracted features, and TransRAC [14] introduces a deep learning model which processes data at multiple scales thereby achieving better performance. Improvements in performances are also achieved through specialized models that use human body poses (e.g. PoseRAC[40]) but they may not generalize to in-the-wild settings where humans don’t exist or are partially visible.

Temporal Repetition Counting Datasets. Earlier datasets [19, 30] in this domain are quite small (100 videos) and only used for evaluation purposes. Later on UCFRep [42] and Countix [11], with 526 and 8.7K videos respectively, are used for training deep models but their scale is still limited such that they require carefully designed network architectures and synthetic data for training. RepCount [14], with roughly 1.5K videos, increased the length of videos but limited the diversity to sports and workout videos. The summary statistics of these datasets can be viewed in Table 1. Compared to existing datasets, our dataset offers a lot more diversity and scale, together with free-form text annotations.

Semantics in Temporal Repetition Counting Datasets. Temporal repetition counting in the wild is mostly explored in a class-agnostic setting [11, 30, 42] where the target is counting repetitive behaviours independent of its semantics. In fact, a few recent datasets [11, 14, 42] already have category-level labels as they are generated from subsets of existing action recognition benchmarks such as Kinetics[17] and UCF101[34]. Although category labels create opportunities to study class-specific repetition counting methods, they are not rich enough to enable open-vocabulary understanding of repetitive activities in the wild. With OVR dataset we open that path where less engineered deep models can be trained with open-vocabulary semantics for understanding the semantic context of repetitions and their attributes.

Counting Repetitions in Images. The related task of counting ‘repeating’ objects in images, e.g. counting cells or people, has seen a more rapid growth in challenge and interest, than that of temporal repetition counting. Early works had datasets for only a single class of objects, and models that were only able to count a single class such as cells [18] or cars [24]. This progressed to models that were ‘class-agnostic’, able to count any class, where the class was specified by providing ‘image exemplars’ (image patches from the target image covering the object of interest) [10, 12, 21–23, 25, 27, 29, 31, 39, 41]. Research in this area was encouraged by the release of datasets, such as FSC-147 [29], that covered a large variety of classes. Recent work has moved onto class-agnostic models where the target class is specified by a text description [1, 15, 16, 38]. These recent models

OVR Source	Dataset split	# of	# of	Duration (s)			Count			Text			
		videos	annos	Avg	Min	Max	Avg	Min	Max	Avg	Min	Max	Voc size
Kinetics	train	18127	19520	3.4	0.04	10.0	4.5	2	62	8.0	2	19	2468
	consistent train	1111	2230	3.5	0.2	10.0	4.9	2	50	6.3	2	15	740
	test	3760	7563	3.5	0.1	10.0	5.0	2	46	6.1	2	15	1163
Ego4D	train	41973	96336	2.5	0.03	10.0	4.7	2	121	7.2	1	23	3314
	consistent train	33370	70179	2.5	0.1	10.0	4.7	2	71	7.2	1	21	2866
	test	8692	20409	2.5	0.10	10.00	4.8	2	61	7.2	1	21	1826

Table 2: Detailed statistics of OVR-Ego4D and OVR-Kinetics datasets

often do not match the performance of exemplar specified models, but the open-vocabulary and language give new capabilities, such as only counting objects in specific regions of the image [8].

3 OVR Dataset

In this section, we introduce OVR, a large scale video repetition counting dataset with text descriptions. We first overview the statistics and content of the dataset, providing qualitative examples to illustrate its diversity. Then in Section 3.2, we describe how the dataset was built.

3.1 Dataset overview

Our dataset is composed of two subsets: OVR-Ego4D [13] and OVR-Kinetics [5, 17], capturing both first-person and third-person views of human activities, respectively.

OVR-Ego4D. This subset is generated from publicly available Ego4D [13] videos. These videos are comprised of egocentric videos recorded by humans in a wide range of geographical locations and contextual settings. The details of the curation process are explained in Section 3.2 which results in a dataset of 50,665 videos with free-form text descriptions. Table 2 displays the detailed train/test split statistics. Figure 2(a) demonstrates example repetitive video clips and their text annotations. Figure 2(c) presents the detailed statistics of repetition counts and durations. Note that there are a significant number of temporal repetitions with two cycles, which brings an additional challenge as recognising a repetitive pattern with only two cycles could be much harder compared to more cycles. Figure 2(b) visualises the word-cloud generated from the text descriptions which displays the diversity of human behaviours captured in our dataset. “Person”, “man”, “woman”, “moving” words and stop-words are removed from the word-cloud to flush out details in the dataset.

OVR-Kinetics. This subset is generated from the publicly available Kinetics [33] dataset similar to the Countix [11] dataset. However, instead of using a small number of categories with higher chance of repetitive behaviour (i.e. Countix), we annotate samples from the entire Kinetics dataset, hence the diversity is even more increased in our dataset. This subset has 21,887 videos with free-form text descriptions. The train/test statistics are displayed in Table 2, and visual examples, word-clouds and statistics of repetition counts and durations are demonstrated in Figure 3 (a), (b), and (c), respectively.

Comparing word-clouds in the two subsets, we can recognise different word distributions where OVR-Ego4D focuses more on close-up human hand behaviours (e.g. painting, cutting, cleaning), tools (e.g. brush, hammer) and objects (e.g. food, wood, dough) whereas OVR-Kinetics has more emphasis on full-body human activities viewed with certain distance (e.g. walking, exercise, swimming, running) and directions (e.g. forward, right, left).

3.2 Dataset Curation

In this section we describe the curation process: how candidate video clips were obtained from Ego4D and Kinetics, and then the processing pipeline that was used to select and annotate the candidates and clean up the dataset. The overall curation process is illustrated in Figure 4.

Stage 1: Obtaining candidate video clips

As repetitions are pervasive in daily activities, we obtain clips with repetitions from existing video datasets – there is no need to collect a new dataset of videos that just have repetitions. In particular,



Figure 2: **OVR-Ego4D**. We display some example clips with free-form text descriptions in (a), the word-cloud visualisation of descriptions in (b), and repetition count and duration statistics in (c).



Figure 3: **OVR-Kinetics**. We display some example clips with free-form text descriptions in (a), the word-cloud visualisation of descriptions in (b), and repetition count and duration statistics in (c).

we source clips from two datasets: Ego4D [13] and Kinetics700v2 [5]. Ego4D consists of daily activity videos collected from an egocentric viewpoint, while the Kinetics dataset consists of diverse human activities collected from the web. Both datasets are known for their diversity – Ego4D, due to multiple contributors and geographical variation; Kinetics, because every instance for a class is sourced from a different YouTube video. In terms of video length, we focus only on the clips that are 10s long. While Kinetics videos are 10s by design, for Ego4D, we sample 10s centered around the narration timestamps to generate 10s clips. Two different methods are used to choose candidate clips with repetitions. Our goal at this stage is high diversity and high recall; we are less concerned with precision at this stage as subsequently we will manually filter out clips that do not have repetitions.

RepNet based candidates. To select candidate clips from Kinetics we use the RepNet model introduced in [11]. RepNet is a class agnostic counting model and so can be applied to other classes/videos in Kinetics. There is a concern that using a model to select candidate videos will reduce diversity as only repetitions ‘seen through the eyes’ of RepNet will be included. There are two reasons why this is not such a concern as might first be thought: first, RepNet has a ‘temporal self-similarity matrix’ as a bottleneck. This means that if low level features are showing any repetition, then they will be picked out in the self-similarity matrix, irrespective of whether RepNet has seen

Ego4D Processing Stage	# of clips	Kinetics Processing Stage	# of clips
All	5,025,980	All	650,317
Chosen by LLM [6]	889,424	Chosen by RepNet [11]	351,751
Remove overlapping clips	308,514	Sent for Manual Labeling	54,665
Sent for Manual Labeling	100,000	Valid Repetition Present	21,887
Valid Repetition Present	52,813	Consistent Count and Segment	4,871
Consistent Count and Segment	43,599		

(a) Ego4D (b) Kinetics

Table 3: Number of Clips at various stages of data curation.




Figure 4: **Dataset Curation.** We explain how we construct OVR dataset in four stages.

instances of this repetition in training; Second, we use a low threshold (0.25) on the repetition classifier score to encourage diversity. We then apply manual filtering to confirm valid repetitions. We find that this filtering step results in ~ 54 candidate repeating videos for every 100 clips in the Kinetics dataset (see Table 3a). While RepNet is a reliable repetition detector for non-egocentric videos (like the ones present in Kinetics), it is not as effective on egocentric videos of the Ego4D dataset. It often counts head and camera movements as repetitions.

LLM based candidates. For the Ego4D videos, we use a language model to select candidate videos which may have repetitions. Ego4D provides a human supplied narration at a given timestamp. We choose a temporal window of 10 seconds around the narration timestamp as a candidate clip. We use only the narrations as input for the LLM. The task of the LLM is to predict from the narration alone whether there might be a repeating motion or not. We use FlanT5 [6] model for this step. We also ignore any walking motion to focus more on tasks being performed by the person with their hands as a disproportionately large number of clips of Ego4D involve walking. The prompt provided to the LLM is described as follows: "Narration: <EGO4D Narration>. Q: Does the action described in above narration require any repeating motion? If the action is walking say no. A:" Some example narrations classified as having repetitions are: 1. C cuts the tree with the chainsaw in his right hand. 2. The woman Y operates a phone with her hands. 3. C peels the potato with the knife. 4. The man Y climbs down the stairs. 5. C mixes the paint on the paint box with the brush. Some example narrations classified as not having repetitions are: 1. The man Y drops the boots on the floor. 2. C looks around the room. 3. C opens the garage door. 4. The man Z passes a bag to his left hand. 5. C enters a room. We find that this steps results in ~ 18 candidate repeating videos for every 100 clips in the Ego4D dataset (see Table 3a).

Stage 2: Filtering valid candidates

The objective of this stage is to determine if the candidate clips actually contain repetitions or not according to human annotators. We ask them not to label very common repetitions like walking, breathing, etc. Beyond that the annotators were free to choose which repetition to focus on so that we can get a diverse set of actions. We prepared a web-based annotation tool that displays one video clip at a time to an annotator, and asked them if the clip had a repeating action in it or not. To further increase robustness we show each video to two different annotators and check the agreement between them. This stage is important as both the LLM and RepNet have their own sets of false positives. Since the LLM based filtering does not use the video and only the text, a common pitfall is that while the action in the narration generally involves repetitions at some point (*using a phone*), such repetitions were not there or are not clear in the video. Common false positives from RepNet include clips with walking or repetitive camera movements.

Stage 3: Annotating the repetitions

The objective of this stage is to annotate the repetition in detail in the valid candidates. Our web-based annotation tool enables users to smoothly go back and forth in the video and enter answers to four questions: (a) What is the repeating action? (b) When does the repetition start? (c) When does the repetition end? (d) How many times does the repetition happen?

Through these questions we obtain the temporal interval of the contiguous repetitions, the repetition count, and a free-form text description of the repetition. For this stage also, initially we use two

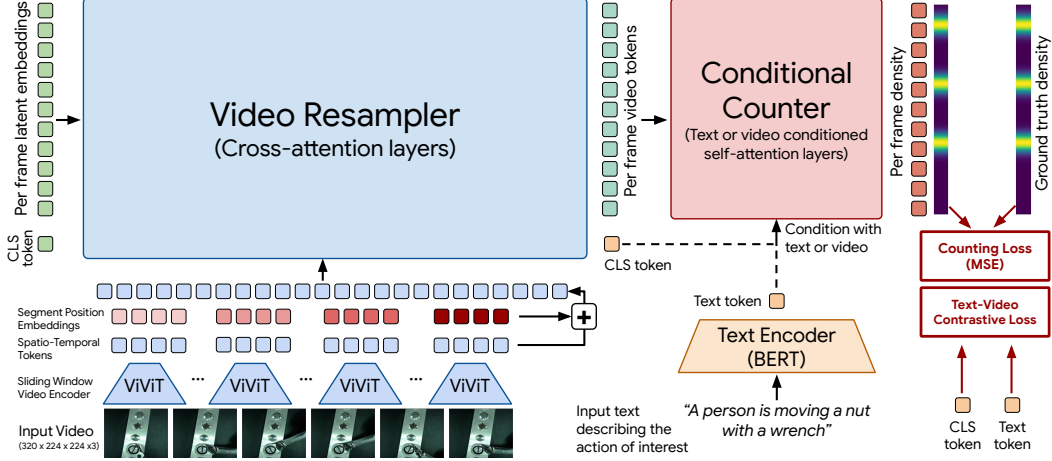


Figure 5: **OVRCounter Architecture.** An input video goes through a spatio-temporal video encoder (bottom left) and then resampled through the Video Resampler module to generate per frame video tokens. These per frame video tokens run through the Conditional Counter to generate the per-frame densities which are used to compute the final count. The Conditional Counter is either conditioned with CLS token enabling class-agnostic counting or text token enabling text-conditioned counting.

annotators. If multiple repetitions happen in a video we ask the annotators to annotate only the earliest repetition in the clip. This is done to ensure consistent labeling.

Stage 4: Quality assurance and final curation

Finally in the last stage, we resolve disagreements through a third annotator. For any video if the existing two annotators agreed on the temporal repetition segment ($\geq 50\%$ IOU between the two segments) but disagreed in the repetition count by more than 1, we re-annotate the video again with a new annotator. If there is agreement between any two of the three annotators we include the sample in the final dataset. We retain all annotations. We call the videos with at least 2 agreeing annotators as *consistent*. All videos in the test split are consistent while a subset of the videos in the train split are consistent. We do not get rid of the non-consistent in case training on more data with noisy labels is helpful in the future. We then create train/test splits from these videos. We use a split of 80% train and 20% test. The test split of OVR-Kinetics is from the test split of Kinetics-700. We hope the large number of test videos is useful in future evaluations.

4 OVRCounter: A Conditional Counting Model

Our objective is to train a baseline model to show the effectiveness of the collected data in training counting models. We train a single model that can perform temporal repetition counting with or without text conditioning. Below we will discuss all the components of our model shown in Figure 5.

Input. The model takes a video $V = [f_1, f_2, \dots, f_N]$ as input where N is the number of frames and f_i denotes a single frame. In this work, consider processing $N = 320$ frames at once. This exceeds the maximum length of a video in the OVR which is of 300 frames.

Sliding Window Video Encoder. First, we pass non-overlapping segments of length K frame samples at a stride of S of the video through a video segment encoder. This produces $\frac{N}{K \times S}$ segments. Say each segment passed through the video segment encoder produces n tokens. Since, we want to keep all the spatio-temporal tokens for processing, we end up with $\frac{Nn}{K \times S}$ tokens. Specifically we use a Kinetics-400 pre-trained ViViT [2] model that can take $K = 16$ frames at a stride of $S = 4$ frames as input pre-trained with Masked Auto-encoder [35] loss. For videos of length $N = 320$ where each frame is of size $224 \times 224 \times 3$, we end up with $\frac{320}{16 \times 4} = 5$ segments and $5 \times 1568 = 7840$ tokens. Further processing using all 7840 spatio-temporal tokens with self-attention transformer layers would result in extremely large attention matrices. Hence we use a video resampler module (described below) using cross-attention layers which are more memory efficient.

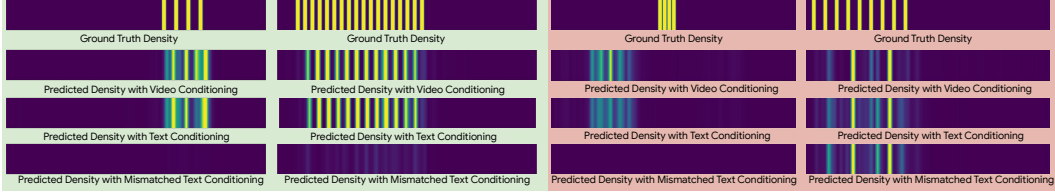


Figure 6: Examples of correct and incorrect predictions by OVRCounter. More details in Sec 5

Video Resampler. We add a segment position encoding to the spatio-temporal tokens to let the transformer know the temporal ordering of the segments. We then pass the spatio-temporal tokens with the position embedding to 2 cross-attention transformer decoder layers. The goal of these layers is to perform two objectives: i) perform temporal reasoning ii) reduce the number of tokens required for further processing. We learn N latent vectors multiplied with positional embeddings as queries for the cross-attention layers. Each token corresponds to a single frame in the video. This correspondence is established through the loss function that is applied at a per-frame level.

Conditional Counter. We use an Adaptive LayerNorm (AdaLN) [26] self-attention transformer layer as our counting module. This decoder composed of 2 layers takes per-frame video tokens as input queries and a conditioning token used to modulate the LayerNorm outputs used in the transformer layers. The conditioning token can either be the CLS token output of the Video Resampler in which case the model performs class-agnostic counting, or alternatively we can also use text to condition the counter to only count actions if they are relevant to the text used in the description. We use text tokens from a frozen BERT [9] model as our textual conditioning. Conditional Counter is expected to produce a per-frame density with peaks at the temporal mid-points of each period of the relevant repeating action and zeros elsewhere. Summing up the per-frame densities give us the count for the whole video.

Losses. We mainly have two loss functions: (a) a *counting loss* that minimizes the difference between predicted and expected per frame densities (i.e. mean squared error (MSE) loss), and (b) a *text-video contrastive loss* which trains the CLS token to be used instead of text when text is not available. For every training sample, we minimize the counting loss in three different scenarios: (i) use only video, where CLS token is used in Conditional Counter; (ii) use text and video, where text token is used in Conditional Counter, (iii) use video with a mismatched text, where text token is used in Conditional Counter and the Ground Truth density is set to a zero vector. We also train a text-video contrastive loss (CLIP style) in order to align the CLS token output (from the Video Resampler) with the text token (from the Text Encoder). This provides a semantic supervision to the Video Resampler and enables the CLS token to be used instead of text token (when not available) in Conditional Counter.

5 Experiments

We consider two tasks: class-agnostic counting, and text-conditioned counting. Class-agnostic counting refers to the counting of any repetitions in a video, whereas in text-conditioned only repetitions with the class specified by the text are counted, and other repetitions are ignored. In addition to the counting task, we also assess the task of repetition segmentation, which is to determine when the contiguous repetitions start and end.

Evaluation Metrics. We use the following metrics in order to evaluate different tasks related to repetition counting: 1. *Counting.* As is common in repetition counting literature we use off-by-one error (OBOE) and mean absolute error (MAE) to measure if the model can accurately count repetitions or not. We also report off-by-zero error (OBZE) and root mean squared error (RMSE) which are newer repetition counting metrics introduced in [32]. 2. *Repetition Segmentation.* In order to measure if models are aware of when the repetition is happening in a video we measure the intersection over union (IOU) between ground truth and predicted repeating segment. In case there are multiple repeating segments in one video we consider only the first/earliest segment to calculate this metric.

Results. We report the results in Table 4. We find that a prior model RepNet on class-agnostic counting is unable to produce accurate counts or repetition segments on our dataset. This is mainly due to RepNet being trained on a cleaner data where videos mostly contain repeating actions. However,

		OVR-Kinetics					OVR-Ego4D				
Model	Cond.	MAE ↓	OBOE ↓	OBZE ↓	RMSE ↓	IOU ↑	MAE ↓	OBOE ↓	OBZE ↓	RMSE ↓	IOU ↑
RepNet [11]	Video	0.86	0.65	0.87	3.57	0.35	0.74	0.57	0.81	3.20	0.26
OVRCounter	Video	0.39	0.41	0.75	2.18	0.45	0.35	0.34	0.71	1.60	0.45
OVRCounter	Text	0.39	0.40	0.75	2.14	0.46	0.35	0.34	0.71	1.60	0.45

Table 4: Results on the OVR dataset for Repetition Counting and Periodicity Localization tasks.

in our dataset only some parts of the video has repeating actions. Our baseline model OVRCounter that is trained on OVR dataset performs much better in all metrics. There is still much room for improvement as the harder counting metric Off-by-Zero-Error is 0.75 for OVR-Kinetics and 0.71 for OVR-Ego4D. We also find a significant increase in the ability of the model to localize repeating segments in videos. For OVR-Kinetics, average IOU increased from 0.3 to 0.45 and for OVR-Ego4D average IOU increased from 0.26 to 0.45.

The second setting we study is the text-conditioned setup where the action of interest is provided as input to the model. We report the results in Table 4. We find our model is able to count without any performance drop when conditioned with text. This shows the flexibility of the model in being used in two different settings. We also study what happens when a mismatched text is provided as conditioning input. On the OVR-Kinetics dataset the off-by-zero error is 0.30 and on OVR-Kinetics dataset is 0.29. This indicates that the model does pay attention to the text conditioning. However, more work is needed to improve the OBZE metric when there is a text mismatch.

We show examples of OVRCounter’s predictions in Figure 6. On the left two columns (green), we show two examples where the model correctly counts and localizes the repetitions. Note how when we provide a mismatched text (bottom row) the density predictions are close to zero indicating the model is ignoring those mis-matched repetitions. On the right two columns (red) we provide examples of incorrect predictions. In the third column the model is counting repetitions in a different part of the video. In the fourth column, the model is not able to count properly. We also observe it is producing counts with a mismatched text conditioning.

6 Limitations and Broader Impact

While we aim to scale the diversity of repetition counting datasets, we limit ourselves to clips that are 10s long as ensuring consistency of count and localization labels between annotators with such short clips was found to be challenging. Text-conditioned repetition counting in videos has broad implications for sports and health analytics, and vision based industrial process counting. However, there are concerns if the model is used for unethical surveillance or used without mitigating biases.

7 Conclusion

We introduce a large dataset of temporal repetitions in videos annotated with free-form text. This dataset contains videos captured from both egocentric and exocentric viewpoints. We also train a baseline model OVRCounter that is able to count repetitions in videos in an end to end manner. We hope this dataset and the model will help the community in developing better temporal reasoning visual models.

References

- [1] N. Amini-Naieni, K. Amini-Naieni, T. Han, and A. Zisserman. Open-world text-specified object counting. In *BMVC*, 2023.
- [2] A. Arnab, M. Dehghani, G. Heigold, C. Sun, M. Lučić, and C. Schmid. Vivit: A video vision transformer. In *Proceedings of the IEEE/CVF international conference on computer vision*, pages 6836–6846, 2021.
- [3] O. Azy and N. Ahuja. Segmentation of periodically moving objects. In *2008 19th International Conference on Pattern Recognition*, pages 1–4. IEEE, 2008.

- [4] A. Briassouli and N. Ahuja. Extraction and analysis of multiple periodic motions in video sequences. *IEEE transactions on pattern analysis and machine intelligence*, 29(7):1244–1261, 2007.
- [5] J. Carreira, E. Noland, C. Hillier, and A. Zisserman. A short note on the kinetics-700 human action dataset. *arXiv preprint arXiv:1907.06987*, 2019.
- [6] H. W. Chung, L. Hou, S. Longpre, B. Zoph, Y. Tay, W. Fedus, Y. Li, X. Wang, M. Dehghani, S. Brahma, et al. Scaling instruction-finetuned language models. *arXiv preprint arXiv:2210.11416*, 2022.
- [7] R. Cutler and L. S. Davis. Robust real-time periodic motion detection, analysis, and applications. *IEEE Transactions on pattern analysis and machine intelligence*, 22(8):781–796, 2000.
- [8] S. Dai, J. Liu, and N.-M. Cheung. Referring expression counting. In *CVPR*, 2024.
- [9] J. Devlin, M. Chang, K. Lee, and K. Toutanova. BERT: pre-training of deep bidirectional transformers for language understanding. *CoRR*, 2018.
- [10] N. Djukic, A. Lukezic, V. Zavrtanik, and M. Kristan. A low-shot object counting network with iterative prototype adaptation. *arXiv preprint arXiv:2211.08217*, 2022.
- [11] D. Dwibedi, Y. Aytar, J. Tompson, P. Sermanet, and A. Zisserman. Counting out time: Class agnostic video repetition counting in the wild. In *Proceedings of the IEEE/CVF conference on computer vision and pattern recognition*, pages 10387–10396, 2020.
- [12] S. Gong, S. Zhang, J. Yang, D. Dai, and B. Schiele. Class-agnostic object counting robust to intraclass diversity. In *ECCV*, 2022.
- [13] K. Grauman, A. Westbury, E. Byrne, Z. Chavis, A. Furnari, R. Girdhar, J. Hamburger, H. Jiang, M. Liu, X. Liu, et al. Ego4d: Around the world in 3,000 hours of egocentric video. In *Proceedings of the IEEE/CVF Conference on Computer Vision and Pattern Recognition*, pages 18995–19012, 2022.
- [14] H. Hu, S. Dong, Y. Zhao, D. Lian, Z. Li, and S. Gao. Transrac: Encoding multi-scale temporal correlation with transformers for repetitive action counting. In *Proceedings of the IEEE/CVF Conference on Computer Vision and Pattern Recognition*, pages 19013–19022, 2022.
- [15] R. Jiang, L. Liu, and C. Chen. Clip-count: Towards text-guided zero-shot object counting. In *Proceedings of the 31st ACM International Conference on Multimedia*, 2023.
- [16] S. Kang, W. Moon, E. Kim, and J.-P. Heo. Vlcounter: Text-aware visual representation for zero-shot object counting. In *Proceedings of the AAAI Conference on Artificial Intelligence*, volume 38, pages 2714–2722, 2024.
- [17] W. Kay, J. Carreira, K. Simonyan, B. Zhang, C. Hillier, S. Vijayanarasimhan, F. Viola, T. Green, T. Back, P. Natsev, et al. The kinetics human action video dataset. *arXiv preprint arXiv:1705.06950*, 2017.
- [18] V. Lempitsky and A. Zisserman. Learning to count objects in images. 2010.
- [19] O. Levy and L. Wolf. Live repetition counting. In *Proceedings of the IEEE international conference on computer vision*, pages 3020–3028, 2015.
- [20] J. Li, B. Chen, Z. Wang, and H. Liu. Full resolution repetition counting. *arXiv preprint arXiv:2305.13778*, 2023.
- [21] W. Lin, K. Yang, X. Ma, J. Gao, L. Liu, S. Liu, J. Hou, S. Yi, and A. Chan. Scale-prior deformable convolution for exemplar-guided class-agnostic counting. In *BMVC*, 2022.
- [22] C. Liu, Y. Zhong, A. Zisserman, and W. Xie. Countr: Transformer-based generalised visual counting. In *BMVC*, 2022.
- [23] E. Lu, W. Xie, and A. Zisserman. Class-agnostic counting. In *ACCV*, 2018.
- [24] T. N. Mundhenk, G. Konjevod, W. A. Sakla, and K. Boakye. A large contextual dataset for classification, detection and counting of cars with deep learning. In *ECCV*, 2016.
- [25] T. Nguyen, C. Pham, K. Nguyen, and M. Hoai. Few-shot object counting and detection. In *ECCV*, 2022.
- [26] W. Peebles and S. Xie. Scalable diffusion models with transformers. In *Proceedings of the IEEE/CVF International Conference on Computer Vision*, pages 4195–4205, 2023.

- [27] J. Pelhan, A. Lukežič, V. Zavrtanik, and M. Kristan. Dave – a detect-and-verify paradigm for low-shot counting. 2024.
- [28] E. Pogalin, A. W. Smeulders, and A. H. Thean. Visual quasi-periodicity. In *2008 IEEE Conference on Computer Vision and Pattern Recognition*, pages 1–8. IEEE, 2008.
- [29] V. Ranjan, U. Sharma, T. Nguyen, and M. Hoai. Learning to count everything. In *CVPR*, 2021.
- [30] T. F. Runia, C. G. Snoek, and A. W. Smeulders. Real-world repetition estimation by div, grad and curl. In *Proceedings of the IEEE conference on computer vision and pattern recognition*, pages 9009–9017, 2018.
- [31] M. Shi, H. Lu, C. Feng, C. Liu, and Z. CAO. Represent, compare, and learn: A similarity-aware framework for class-agnostic counting. In *CVPR*, 2022.
- [32] S. Sinha, A. Stergiou, and D. Damen. Every shot counts: Using exemplars for repetition counting in videos, 2024.
- [33] L. Smaira, J. Carreira, E. Noland, E. Clancy, A. Wu, and A. Zisserman. A short note on the kinetics-700-2020 human action dataset. *arXiv preprint arXiv:2010.10864*, 2020.
- [34] K. Soomro, A. R. Zamir, and M. Shah. Ucf101: A dataset of 101 human actions classes from videos in the wild. *arXiv preprint arXiv:1212.0402*, 2012.
- [35] Z. Tong, Y. Song, J. Wang, and L. Wang. Videomae: Masked autoencoders are data-efficient learners for self-supervised video pre-training. *Advances in neural information processing systems*, 35:10078–10093, 2022.
- [36] P.-S. Tsai, M. Shah, K. Keiter, and T. Kasparis. Cyclic motion detection for motion based recognition. *Pattern recognition*, 27(12):1591–1603, 1994.
- [37] M. Vlachos, P. Yu, and V. Castelli. On periodicity detection and structural periodic similarity. In *Proceedings of the 2005 SIAM international conference on data mining*, pages 449–460. SIAM, 2005.
- [38] J. Xu, H. Le, V. Nguyen, V. Ranjan, and D. Samaras. Zero-shot object counting. In *CVPR*, 2023.
- [39] S.-D. Yang, H.-T. Su, W. H. Hsu, and W.-C. Chen. Class-agnostic few-shot object counting. 2021.
- [40] Z. Yao, X. Cheng, and Y. Zou. Poserac: Pose saliency transformer for repetitive action counting. *arXiv preprint arXiv:2303.08450*, 2023.
- [41] Z. You, K. Yang, W. Luo, X. Lu, L. Cui, and X. Le. Few-shot object counting with similarity-aware feature enhancement. 2023.
- [42] H. Zhang, X. Xu, G. Han, and S. He. Context-aware and scale-insensitive temporal repetition counting. In *Proceedings of the IEEE/CVF Conference on Computer Vision and Pattern Recognition*, pages 670–678, 2020.
- [43] Y. Zhang, L. Shao, and C. G. Snoek. Repetitive activity counting by sight and sound. In *Proceedings of the IEEE/CVF Conference on Computer Vision and Pattern Recognition*, pages 14070–14079, 2021.

A Dataset Release Details

The dataset is being released as 2 JSON files available to download at these links hosted on Google Cloud: [OVR-Ego4D](#) and [OVR-Kinetics](#). Both datasets have the following structure:

1. `description` - Description of the activity that is being repeated.
2. `start_time` - Time in seconds when repetition starts in the video. (Time is calculated as offset from the chosen clip)
3. `end_time` - Time in seconds when repetition ends in the video. (Time is calculated as offset from the chosen clip)
4. `count` - The number of times the action was repeated in the video.
5. `split` - Part of Train or Test split

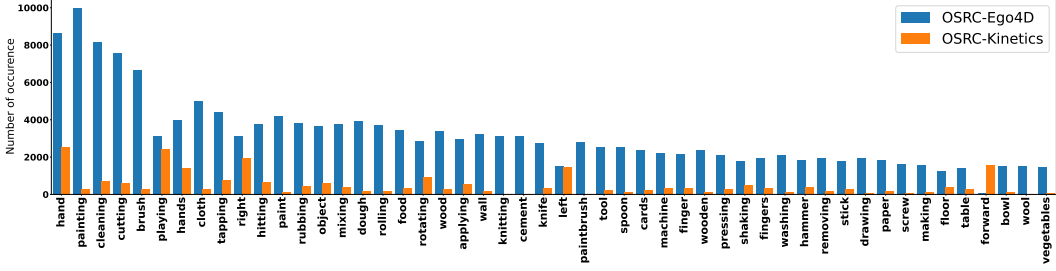


Figure 7: **Frequency distribution of words common to both OVR-Ego4D and OVR-Kinetics.** Better viewed with zoom.

6. `inter_rater_agreement` - Annotation where the labels have 50% IOU and Off-by-One count of 1 with the other annotations. Used to ensure test set has annotations where at least 2 raters agree.

For Kinetics, we provide the `video_id` to identify the unique clip sampled at 25fps. . For Ego4D, we provide a combination of `video_id` and `narration_timestamp_secs` to mark the unique clip as multiple repeating clips exist in a single Ego4D video. Each clip in Ego4D is sampled at $\text{narration_timestamp_secs} \pm 5\text{s}$ at 30fps.

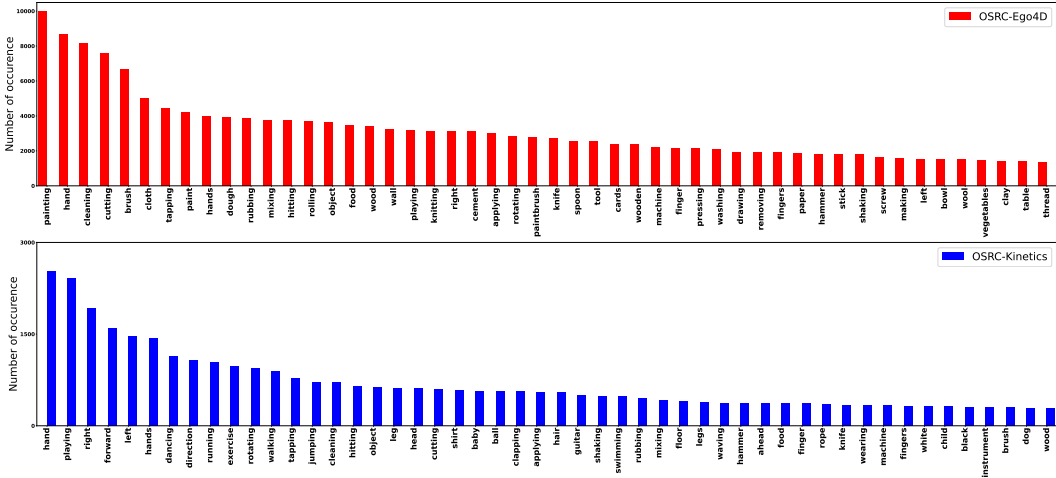


Figure 8: **Frequency distribution of words in OVR-Ego4D and OVR-Kinetics.** Better viewed with zoom.

B Word Distribution

In Figure 7, we plot the distribution of the most common 50 words between the two datasets ordered by the sum of occurrence in both datasets. Note the difference in distribution in chosen verbs and nouns in first-person (OVR-Ego4D) and third-person (OVR-Kinetics) videos. Stop-words and “*person*”, “*man*”, “*woman*”, “*boy*”, “*girl*”, “*moving*” words are removed to concentrate on the differences between the datasets. In Figure 8, we plot the word frequency distribution individually over the two datasets to show how the common verbs and nouns differ in both datasets.

C OVRCounter Details

Architecture. We used two Transformer Cross-Attention layers as our video resampler and two AdaLN [26] Self-Attention layers as our conditional counter. Both of these modules have a 12 attention heads with 768 dims for the self-attention layers and 3072 dims for the MLP layers.

Training. We train OVRCounter with a batch size of 64 videos of 320 frames with learning rate of 10^{-4} with AdamW optimizer for $50K$ steps. The model is trained to predict per-frame densities of the mid-point of repeating periods [32] which can be summed to provide the count. The densities are scaled by 100 before applying the MSE loss. The full loss function is defined as follows:

$$L = \frac{L_{count}^{class-agnostic} + L_{count}^{class-aware} + L_{count}^{mismatch-class-aware} + 10 * L_{contrastive}}{4}$$