

Conserved densities of hard rods: microscopic to hydrodynamic solutions

Mrinal Jyoti Powdel

International Centre for Theoretical Sciences, Tata Institute of Fundamental Research, Bengaluru – 560089, India

Anupam Kundu

International Centre for Theoretical Sciences, Tata Institute of Fundamental Research, Bengaluru – 560089, India

E-mail: mrinal.jyoti@icts.res.in, anupam.kundu@icts.res.in

Abstract. We consider a system of many hard rods moving in one-dimension. As it is an integrable system, it possesses an extensive number of conserved quantities and its evolution on macroscopic scale can be described by generalised hydrodynamics. Using a microscopic approach, we compute the evolution of the conserved densities starting from non-equilibrium initial conditions of both quenched and annealed type. In addition to getting reduced to the Euler solutions of the hydrodynamics in the thermodynamic limit, the microscopic solutions can also capture effects of the Navier-Stokes terms and thus go beyond the Euler solutions. We demonstrate this feature in two problems — first, tracer diffusion in a background of hard rods and second, the evolution from a domain wall initial condition in which the velocity distribution of the rods are different on the two sides of the interface. We supplement our analytical results using extensive numerical simulations.

1. Introduction

The study of dynamics of interacting systems starting from non-equilibrium initial states is an important problem in statistical physics. Generic classical Hamiltonian systems starting from low entropy initial conditions evolve to thermal Gibbs state characterised by few conserved densities of the dynamics, and the evolution is governed by the hydrodynamic evolution of those conserved densities. An example of such initial conditions is domain wall initial condition or, more generally, one with inhomogeneous density profiles on macroscopic scales. One is generally interested in the hydrodynamic evolution of such inhomogeneous initial conditions and its approach to the global equilibrium. While such problems have been well studied in the context of non-integrable systems, there has recently grown a huge interest for investigating such questions in the context of integrable systems. The scenario is different for integrable systems as they possess extensive number of conserved quantities. Such systems are believed to thermalise to Generalised Gibbs Ensemble (GGE) [1–4]. Experiments as well as theoretical studies in the last decade have led to the development of the generalised version of thermodynamics and hydrodynamics for integrable systems [5–12]. The theoretical formulation has provided a fundamental tool to describe and understand the evolution of quantum integrable models in one dimension starting from general inhomogeneous state and thermalisation to generalised Gibbs state [10, 13–18]. While there have been a number of studies in quantum context [1, 14, 19, 20], such studies in the context of classical integrable systems are relatively small. Among the few classical integrable models for which GHD formulation has been studied, a collection of hard rods in one dimension is a simple yet non trivial interacting integrable system that displays most of the essential features both in equilibrium and non-equilibrium states.

A hard-rod system consists of N identical hard rods each of unit mass and length a moving on a one dimensional line which could be of finite or infinite length. The positions and momenta of the rods are denoted by $\{X_i, V_i\}$ for $i = 1, 2, \dots, N$. Since mass of each rod is unity, the momentum of each rod is its velocity and hence denoted by V_i , $i = 1, 2, \dots, N$. The rods move ballistically in between elastic collisions such that when two such rods collide, they exchange their momenta. Since the momenta of two rods are only exchanged in the event of a collision, the sum of the powers of their momenta remains conserved. More precisely, the conserved quantities of the hard rod dynamics are $Q_\alpha = \sum_{i=1}^N V_i^\alpha$ for $\alpha = 1, 2, \dots, N$.

In 1930, hard rod system was introduced by L. Tonks (hence, also known as Tonks gas) in the context of classical equilibrium fluid [21] for which an equation of state, different from that of an ideal gas, was computed analytically. This model and its variants later have been used as examples of simple interacting systems for which other quantities such as density fluctuations, pair correlation functions, distribution functions were computed analytically in thermal equilibrium state [21–26]. Later, time evolution in hard rod systems was studied by deriving hydrodynamic equations from Boltzmann equation [27] as well as from microscopic computations [28–31].

Recently, the hard-rod system has seen a revival of interest with the development of GHD which is written for an integrable system in terms of phase space density of the quasiparticles [10, 12]. These are particles with tracers that jump from one particle to another such that the tracer particle follows a given ‘asymptotic momentum’. For hard rod system, quasiparticles are rods that exchange labels (instead of momenta) at each collision. The GHD for hard rods can be written in terms of the single particle phase space distribution $f(X, V, t)$ defined as

$$f(X, V, t) = \sum_{i=1}^N \langle \delta(X - X_i(t)) \delta(V - v_i) \rangle, \quad (1)$$

where the average $\langle \dots \rangle$ is taken over an ensemble of initial conditions corresponding to specified macroscopic profiles of conserved densities such as mass density, momentum density and/or other conserved densities. The GHD equation at the Euler scale is written as

$$\partial_t f(X, V, t) + \partial_X V_{\text{eff}}(X, V, t) f(X, V, t) = 0, \quad (2a)$$

$$\text{where, } V_{\text{eff}}(X, V, t) = \frac{V - a\rho(X, t)U(X, t)}{(1 - a\rho(X, t))}, \quad (2b)$$

$$\text{with, } \rho(X, t) = \int dV f(X, V, t), \text{ and } U(X, t) = \frac{\int dV V f(X, V, t)}{\rho(X, t)}. \quad (2c)$$

Here, V_{eff} is the effective velocity with which a quasi particle rod with bare velocity V moves, $\rho(X, t)$ is the hard rod density and $U(X, t)$ is velocity of the hard rod flow at position X and time t . Every elastic collision makes a quasi particle hard rod jump by an distance equal to its rod length. Due to the cumulative effect of these jumps over a time duration t , a quasi particle hard rod with velocity V acquires an extra displacement in addition to the displacement, Vt due to the drift. While the total number of jumps gives rise to an effective velocity of the quasiparticle, the fluctuations of the number of jumps give rise to dissipation in the hydrodynamics of hard rods. Such dissipation terms appear as Navier-Stokes (NS) corrections to the GHD equation and was derived by Spohn [32], Boldrighini and Suhov [33] and recently re-derived by Doyon and Spohn [34], and Ferrari and Olla [35]. A simple scenario where the effect of this dissipation term gets manifested is the spreading of the position of a tagged (test) particle (starting from a fixed position). Such a spreading was computed by Lebowitz, Percus and Sykes who demonstrated the effect of dissipation through microscopic calculations [28]. Note the NS term vanishes in the non-interacting limit of hard rods ($a \rightarrow 0$) *i.e.*, for hard point particles, because the collisions between two particles occur at a point and consequently, they can not jump in space at collisions. One generally expects that the presence of the dissipation terms makes the hard rod gas approach GGE. The approach to GGE in hard rod system has recently been addressed by studying evolution of certain types of non-equilibrium initial states [36]. This study indicated that initial states with singular component in the velocity distribution does not seem to reach GGE and in such cases the solutions

of the Euler GHD equations displays most differences with molecular simulation at the locations of the shocks (in the Euler solutions). In [36], such discrepancy was attributed to the presence of the Navier-Stokes corrections to the Euler GHD equation.

In this paper, using a microscopic approach we study the evolution of hard rod system starting from generic non-equilibrium initial states. As mentioned earlier, a hard-rod system has extensive number of conserved quantities. We study how the conserved densities evolve with time for a finite-size system using a microscopic approach. While such expressions of the conserved densities are interesting, it is necessary to obtain the solution of the Euler GHD equation from this microscopic solutions. We demonstrate how one can achieve this in the thermodynamic limit.

The evolution of the conserved densities are often described well by the Euler solutions. However, there are cases (like the one mentioned above) in which Euler solution is not accurate enough. Secondly, the Boltzmann entropy [37, 38] of a system does not grow on the Euler solutions, although the system reaches a stationary state (often the GGE for integrable system) which has higher entropy than the initial state. Hence it is important to find solutions of the GHD equations beyond the Euler solutions. We aim to understand when and where the microscopic solutions provide improvements beyond Euler solutions. We apply our microscopic approach to study two particular initial conditions studied previously: (a) Motion of a velocity tagged rod moving in the background of other rods. (b) Evolution of a domain wall initial condition in which rods with different velocity distributions are separated by a wall.

Most of the studies in the literature concern annealed initial conditions, which are essentially chosen from an ensemble of initial conditions corresponding to some inhomogeneous macroscopic particle density profiles. In this study we also generalise some of our results to quenched initial conditions, in which the positions of the rods are fixed (quenched) initially.

The paper is organised as follows. We start with describing the conserved quantities and conserved densities of the hard rods in Sec. 2. These are our quantities of interest to understand the macroscopic evolution of the system. This is followed by a discussion on the mapping to hard point particles and how one can choose initial conditions in the hard point particle picture and transform them to hard rod configurations. We end this section by providing a summary of our results. In Sec. 3, we discuss the Euler GHD description of hard rod fluids and the possible Navier-Stokes corrections. We present the formalism and computation of the phase space density using a microscopic point of view in Sec. 4 for arbitrary annealed and quenched initial conditions. In this section we show how one can get the Euler solutions from the microscopic solutions in the thermodynamic limit. We also discuss about the possible correction to the Euler solution. The formulation presented in Sec. 4 is applied to two particular problems: (i) tracer diffusion in the background of hard rods in Sec. 5 and (ii) the evolution of the interface separating two species of hard rod fluids having different velocity distributions in Sec. 6. Finally in Sec. 7 we conclude our paper with possible future directions to explore. Some details of the calculations are provided in the appendix.

2. Conserved densities, initial conditions and summary of results

In terms of the phase space density $f(X, V, t)$ defined in Eq. (1), the conserved quantities $Q_\alpha = \sum_{i=1}^N V_i^\alpha$ for $\alpha = 1, 2, \dots, N$ can be re-written as

$$Q_\alpha(t) = \int dX \int dV V^\alpha f(X, V, t). \quad (3)$$

From this equation, it is easy to identify the corresponding densities, $q_\alpha(X, t)$ of the conserved quantities

$$Q_\alpha(t) = \int dX q_\alpha(X, t), \quad \text{where} \quad q_\alpha(X, t) = \int dV V^\alpha f(X, V, t). \quad (4)$$

Note that $\alpha = 0, 1$ and 2 correspond to, respectively, the mass, the momentum and the energy density. The associated density profiles $q_\alpha(X, t)$ can be computed from the phase space density $f(X, V, t)$ for which, as we show in this paper, one can find an exact expression for certain types of initial conditions.

To do so, we first note that each configuration of the rods $\{X_i, V_i\}$ can be mapped to a configuration $\{x_i, v_i\}$ of hard point particles [27–29]. The mapping is obtained by removing the non-accessible spaces between each pair of successive rods and is given by

$$x_i = X_i - (i - 1)a, \quad \text{and} \quad v_i = V_i \quad \text{for } i = 1, 2, \dots, N. \quad (\text{on infinite line}) \quad (5)$$

If, instead of an infinite line, the rods are moving inside a box between two fixed hard walls at $X = 0$ and $X = L$ then the above transformation changes to

$$x_i = X_i - \left(i - \frac{1}{2}\right)a, \quad \text{and} \quad v_i = V_i \quad \text{for } i = 1, 2, \dots, N. \quad (\text{in a box}) \quad (6)$$

The positions of the walls at $X = 0$ and $X = L$ in the hard rod (HR) picture get transformed to, respectively, the wall at $x = 0$ and $x = L - Na$ in the hard point particle (PP) picture. This means the hard point particles move inside a smaller box of size $L' = L - Na$. The hard rods collide with the walls of the box elastically, such that at each collision, their velocities get reversed. Same elastic collisions with the walls happen in the point particle picture as well. Hence, corresponding to a collection of hard rods, there is an equivalent hard point gas (HPG).

We are interested to find the single particle phase space distribution defined in Eq. (1) where the average $\langle \dots \rangle$ is performed over initial configurations $\{X_i, V_i\}$ chosen from an ensemble. Since for each configuration $\{X_i, V_i\}$ of hard rods, there is a unique configuration $\{x_i, v_i\}$ of hard point particles, one can specify the ensemble of initial configurations in terms of the HPG configurations and define the following single particle phase space distribution for hard point particles (denoted by superscript ‘0’)

$$f^0(x, v, t) = \sum_{i=1}^N \langle \delta(x - x_i) \delta(v - v_i) \rangle. \quad (7)$$

It is easy to realise that the single particle phase space density $f^0(x, v, t)$ satisfies the following hydrodynamic (HD) equation

$$\partial_t f^0(x, v, t) + v \partial_x f^0(x, v, t) = 0, \quad (8)$$

which is essentially the Liouville equation in the phase space. In this paper we consider two types of initial ensembles. In each of them, the initial configuration is chosen in PP picture and then transformed to the HR picture. The ensembles are specified as follows:

1. Annealed initial conditions (AIC): In the point particle picture, position and velocity of individual particles are chosen independently and identically from the distribution $\mu_a(x, u)$. The joint distribution of the positions and momenta of the particles, in this case, is

$$\mathbb{P}_a(\{x_i, u_i\}, 0) = \prod_{i=1}^N \mu_a(x_i, u_i) \prod_{i=1}^{N-1} \Theta(x_{i+1} - x_i), \quad (9)$$

where $\Theta(x)$ is the Heaviside theta function. Note that the product over Θ functions ensures the ordering $\{x_i \leq x_{i+1} ; i = 1, 2, \dots, N\}$. The marginal probability densities and the conditional velocity distribution are given by

$$p_a(x) = \int du \mu_a(x, u), \quad h_a(u) = \int dx \mu_a(x, u), \quad h_a(u|x) = \frac{\mu_a(x, u)}{p_a(x)}. \quad (10)$$

Hence the initial phase space density of the point particles is $f^0(x, u, 0) = N \mu_a(x, u)$ such that $\int dx \int du f^0(x, u, 0) = N$. For specified macroscopic density profiles of the conserved quantities such as mass, momenta, energy, etc., one can choose the distribution $\mu_a(x, u)$ appropriately.

2. Quenched initial conditions (QIC): In this case the positions of the particles are fixed $\{\bar{x}_i \mid \bar{x}_i \leq \bar{x}_{i+1} ; i = 1, 2, \dots, N\}$ at $t = 0$ for each realisation, however, the velocities are chosen independently from some distribution $h_q(v|\bar{x})$. The joint distribution of the positions and momenta of the particles can be written as

$$\mathbb{P}_q(\{x_i, u_i\}, 0) = \prod_{i=1}^N \delta(x_i - \bar{x}_i) h_q(u_i|\bar{x}_i). \quad (11)$$

The corresponding phase space density at $t = 0$ is then given by $f^0(x, u, 0) = \sum_i \delta(x - \bar{x}_i) h_q(u|\bar{x}_i)$ which also normalises to N . In this case, one can also arrange the initial positions \bar{x}_i according to a given mass density profile and choose the distribution $h_q(u|x)$ according to given momentum and energy profiles.

Once a position and velocity configuration $\{x_i, v_i\}$ is chosen in PP picture, we convert this to hard rod configurations using the mapping

$$X_i = x_i + (i - 1)a, \quad \text{and} \quad V_i = v_i \quad \text{for } i = 1, 2, \dots, N. \quad (\text{on infinite line}). \quad (12)$$

For configurations inside a box, we use the mapping in Eq. (6). These initial conditions are then evolved to get the final configuration at time t , and the quantities of interest such as the conserved density profiles are computed from the final configurations. It might be useful at this point to provide a brief summary of our results.

- (i) Through microscopic computations, we find exact expressions for the density profiles of the conserved quantities at any time t for arbitrary number of hard rods N . We study both annealed and quenched initial conditions.
- (ii) We demonstrate how taking the thermodynamic limit of the microscopic solutions appropriately, one finds the solutions of the Euler GHD. We find that the Euler solutions, corresponding to same initial conserved density profiles are same for both quenched and annealed initial conditions. However, the solutions beyond the Euler ones are different in the two cases.
- (iii) To demonstrate this more quantitatively we revisit the problem of tracer rod evolution in the background of other rods. This problem was studied previously by LPS in [28] where they had shown that the tracer rod performs a drift-diffusion. For uniform background density, they had computed the effective drift and diffusion constant of the tracer explicitly. In this paper, we provide an alternative microscopic derivation of the solution of the tracer rod diffusion for both quenched and annealed initial conditions. In addition to reproducing the LPS results for homogeneous background, we generalise their results for in-homogeneous backgrounds as well. Second, by finding the variance of the tracer position explicitly, we show that the variance is smaller in the quenched case compared to the annealed case.
- (iv) We find the microscopic solution of the conserved density profiles for the particular domain wall initial condition considered recently in [36]. In this initial condition, the velocities of the particles on the two sides of the interface (or the wall) are chosen from different distributions, as if two different species of hard-rod gas are separated. In [36], it was shown that, while the interface moves with some effective speed, the Euler solution of the density profiles of each species has a jump at the interface. The Euler solution describes the profiles of both components of the gas everywhere well except at the locations of the jumps (or shocks), where they disagree with the numerical simulations. In fact, it was observed that the numerical profiles are slightly broadened at the shock locations. It was argued that such a broadening appears due to the presence of the Navier-Stokes term in the GHD which originates from the fluctuations in the number of collisions encountered by different rods during evolution. Analysing the statistics of the number of such collisions, we obtain a microscopic solution of the mass density profiles and show that our solution can describe and explain this broadening.

3. The Euler GHD equation and the NS correction

The GHD description of hard rods given in Eq. (2a) is a hydrodynamic equation at Euler scale (ballistic scale). Its solution has been discussed in different previous works [10, 34, 36]. For completeness, we here briefly discuss the solution as presented in [36]. The idea for solving the Euler GHD equation is to transform it into the GHD equation for hard point particle as in Eq. (8). Since each configuration of hard rods can be mapped to a unique configuration of hard point particles, there should be a relation between the single particle phase space density of hard rods and that of point particles. If there are n hard rods on a phase space region $\Delta X \Delta V$ around a phase space point (X, V) , then under the transformation in Eq. (5) these rods would map to n point particles on a smaller phase space region $\delta x \delta v$ around a phase space point (x, v) such that $x = X - na$ and $v = V$. Similarly, $\delta x = \Delta X - na$ and $\Delta V = \delta v$. Hence the density of point particles

$$f^0(x, v, t) = \frac{n}{\Delta x \Delta v} = \frac{n}{(\Delta X - na) \Delta V} = \frac{f(X, V, t)}{1 - a\rho(X, t)}, \quad (13)$$

$$\text{with } x = X - aF(X, t), \quad v = V, \quad (14)$$

$$\text{where } \rho(X, t) = \int dV f(X, V, t), \text{ and } F(X, t) = \int^X dY \rho(Y, t). \quad (15)$$

Note that $\rho(X, t)$ represents the mass density of hard rods defined in Eq. (2c) and $F(X, t)$ is the cumulative mass till point X at time t . Also note that the transformation $x = X - aF(X, t)$ is in fact same as the transformation in Eq. (5) except now it is written in terms of hydrodynamic density field. The term $-aF(X, t)$ essentially removes the unaccessible space between rods below position X which is represented by a times the number of rods $F(X, t)$ below X .

Next task is to convert the GHD equation (2a) into the GHD equation of point particles in Eq. (8) using the relations in Eqs. (13) and (14). For this we define the normal density

$$f_n(X, V, t) = \frac{f(X, V, t)}{1 - a\rho(X, t)}, \quad (16)$$

where $\rho(X, t)$ is defined in Eq. (2c). Using Eq. (13) in Eq. (16) we observe

$$f_n(X, V, t) = f^0(X - aF(X, t), V, t). \quad (17)$$

Furthermore, using $\partial_t \rho(X, t) = -\partial_X(\rho U)$, we also find that the normal density function satisfies

$$\partial_t f_n(X, V, t) + V_{\text{eff}}(X, t) \partial_X f_n(X, V, t) = 0, \quad (18)$$

where the expression of $V_{\text{eff}}(X, t)$ is given in Eq. (2b). Now inserting the relation between distributions f_n and f^0 in Eq. (17) and simplifying further using the relation

$\partial_t F(X, t) + \rho U = 0$, one finds Eq. (8) which is very easy to solve. Given initial condition $f^0(x, v, 0)$, the solution at time t is obtained just by translating the function by amount $-vt$ i.e., $f^0(x, v, t) = f^0(x - vt, v, 0)$. Once the solution at time t is known in point particle (PP) picture, one transforms back to the hard rod (HR) picture by the inverse transformation [36]

$$f(X, V, t) = \frac{f^0(x, V, t)}{1 + a\rho^0(x, t)}, \text{ with } X = x + aF^0(x, t), \quad (19)$$

where $\rho^0(x, t) = \int dv f^0(x, v, t)$, and $F^0(x, t) = \int^x dy \rho^0(y, t)$.

It has been shown in [34, 36] that, in the thermodynamic limit, the solution in Eq. (19) describes the molecular dynamics simulation quite well for generic initial conditions. However, as demonstrated in [36], for certain initial conditions the solution of Euler GHD [in Eq. (19)] does not match with molecular dynamics simulation. It was pointed out and argued that these discrepancies arise from the dissipation terms in the GHD [36] which appear as Navier-Stokes (NS) corrections to Euler GHD. Such a correction term for hard-rod systems was first computed by Spohn [32]. Later, Boldrighini and Suhov established the NS term through rigorous calculation [33]. Recently, Doyon and Spohn re-derived the NS term using a Green-Kubo calculation [34], and Ferrari and Olla [35] re-established the form of NS in a more general setting through rigorous calculations. A simpler way of getting the NS term and possible modifications are discussed recently, in the context of revising Enskog equation for hard rod gas [39]. Very recently, a possible correction and new form of the Navier-Stokes term has been proposed [40]. With the NS correction, the GHD equation modifies to [34, 36]

$$\partial_t f(X, V, t) + \partial_X V_{\text{eff}}(X, V, t) f(X, V, t) = \partial_X \mathcal{N}(X, V, t), \text{ where,} \quad (20)$$

$$\mathcal{N}(X, V, t) = a^2 \int dW |V - W| \frac{(f(X, W, t) \partial_X f(X, V, t) - f(X, V, t) \partial_X f(X, W, t))}{2(1 - a\rho(X, t))}.$$

In general, it seems hard to solve Eq. (20). In the next section we investigate if one can find an expression for $f(X, V, t)$ from microscopic calculation which goes beyond the Euler solution in Eq. (19).

4. Phase space density $f(X, V, t)$ from microscopic calculation

In this section we provide exact microscopic computation of the single particle phase space density profile for finite (N) number of rods moving on a line.

We start by noting that the density $f(X, V, t)$ in Eq. (1) can be written as

$$f(X, V, t) = \sum_{i=1}^N \mathbf{P}_i(X, V, t), \text{ where } \mathbf{P}_i(X, V, t) = \langle \delta(X - X_i(t)) \delta(V - V_i) \rangle, \quad (21)$$

represents the probability (density) of finding the i^{th} (counted from the left) hard rod at phase space point (X, V) at time t . Performing the mapping to the HPG coordinates

from Eq. (5) in the above equation, we can write $f(X, V, t)$ as

$$f(X, V, t) = \sum_{i=1}^N P_i(x_i^*, V, t), \quad \text{with } x_i^* = X - (i-1)a \quad (22)$$

$$\text{where, } P_i(x, v, t) = \langle \delta(x_i(t) - x) \delta(v - v_i) \rangle,$$

represents the probability (density) of finding the i^{th} point particle at position x with velocity v at time t . To compute the probability distribution $P_i(x, v, t)$, we start with the N particle propagator of N hard point particles

$$\mathbb{G}_N(\mathbf{y}, \mathbf{v}, t | \mathbf{x}, \mathbf{u}, 0) = \sum_{\tau \in \sigma_N} \prod_{k=1}^N g(y_k, v_k, t | x_{\tau(k)}, u_{\tau(k)}, 0), \quad (23)$$

where $\mathbf{y} = (y_1, y_2, \dots, y_N)$, $\mathbf{v} = (v_1, v_2, \dots, v_N)$, $\mathbf{x} = (x_1, x_2, \dots, x_N)$ and $\mathbf{u} = (u_1, u_2, \dots, u_N)$. The set σ_N in the above equation represents the set of all permutations of N particle labels, τ is an element of this set and $\{x_i, u_i\}$ are initial set of positions and velocities. The function $g(y, v, t | x, u, 0)$ represents the single particle propagator for reaching the phase space point (y, v) at time t starting from phase space point (x, u) . Although for ballistic hard point particles, this propagator can be formally written as

$$g(y, v, t | x, u, 0) = \delta(y - x - ut) \delta(v - u), \quad (24)$$

we, however, present the calculation for general single particle propagator.

Let $\mathcal{P}_i(z, v, t | \mathbf{x}, \mathbf{u})$ represent the probability of finding the i^{th} point particle at position z with velocity v at time t given that initial positions and the velocities of the particles are \mathbf{x} and \mathbf{u} . This probability can be obtained by integrating the N particle propagator $\mathbb{G}_N(\mathbf{y}, \mathbf{v}, t | \mathbf{x}, \mathbf{u}, 0)$ over final positions and velocities of all particles except those for the i^{th} particle which are fixed at z and v respectively. As shown in [Appendix A](#), we find

$$\begin{aligned} \mathcal{P}_i(z, v, t | \mathbf{x}, \mathbf{u}) &= \sum_{m=1}^N \sum_{S_\ell, S_r} g(z, v, t | x_m, u_m, 0) \prod_{k=1}^{i-1} g_{<}(z, t; x_{S_\ell[k]}, u_{S_\ell[k]}, 0) \\ &\quad \times \prod_{k=i+1}^N g_{>}(z, t; x_{S_r[k]}, u_{S_r[k]}, 0), \end{aligned} \quad (25)$$

$$\text{with, } g_{<}(z, t | x, u, 0) = \int_{-\infty}^z dy \int_{-\infty}^{\infty} dv g(y, v, t | x, u, 0),$$

$$\text{and } g_{>}(z, t | x, u, 0) = 1 - g_{<}(z, t | x, u, 0),$$

where summations are done over all possible partitions of N labels of the particles into three groups containing $(i-1)$, one and $(N-i)$ particles, represented by set S_ℓ , index m and set S_r respectively. The notation $S_\ell[k]$ represents the k^{th} element of the set of $(i-1)$ labels in the partition S_ℓ . Similar meaning holds for $S_r[k]$. In the next step one needs to average over the initial configurations $\{x_i, u_i\}$. At this point we present the discussions for the two types of initial conditions annealed [see Eq. (9)] and quenched [see Eq. (11)] separately.

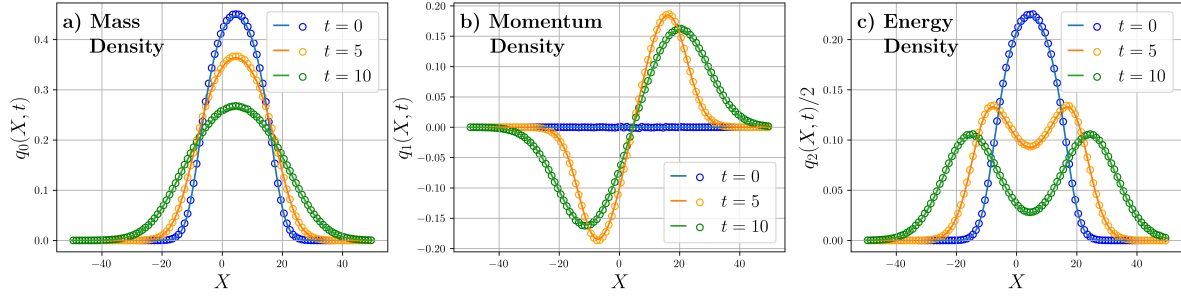


Figure 1: Plot showing comparison of the mass $q_0(X, t)$, momentum $q_1(X, t)$ and energy $\frac{1}{2}q_2(X, t)$ density profiles of $N = 10$ hard rods at different times. The initial positions and velocities of the rods are chosen independently first in PP picture from Gaussian distribution as in Eq. (34) and Eq. (35), and then transformed to rod configurations using the mapping of Eq. (12). The parameters of the plots are $a = 1.0$, $\sigma = 5a$ and $T = 1.0$. The circles represent simulation data obtained after averaging over 10^6 realizations and solid lines represent theoretical result for $q_a(X, t)$ obtained from Eq. (4) using the phase space distribution in Eq. (33).

4.1. Annealed initial conditions:

In this case, both the position and the velocity of the particles are random and chosen independently for each particle from a distribution $\mu_a(x, v)$. Averaging over this initial configuration, one finds [see Appendix A.1 for details]

$$\begin{aligned} P_i(z, v, t) &= \prod_{k=1}^N \int dx_k \int du_k \mathcal{P}_i(z, v, t | \mathbf{x}, \mathbf{u}) \prod_{j=1}^N \mu_a(x_j, u_j) \\ &= N \binom{N-1}{i-1} q_a(z, t)^{i-1} g^0(z, v, t) (1 - q_a(z, t))^{N-i}, \end{aligned} \quad (26)$$

where

$$g^0(z, v, t) = \int dx \int du g(z, v, t | x, u, 0) \mu_a(x, u), \quad (27)$$

$$p_a(z, t) = \int dv g^0(z, v, t), \text{ and } q_a(z, t) = \int^z dy p_a(y, t). \quad (28)$$

The expression in Eq. (26) can be understood in a simpler way as the point particles are identical and their initial position and velocities are chosen independently. Note, the factor $g^0(z, v, t)$ represents the probability of placing a point particle at phase space point (z, v) at time t . This can be done in N ways. The factors $q_a(z, t)^{i-1}$ and $(1 - q_a(z, t))^{N-i}$ represent, the probability to put $(i - 1)$ and $(N - i)$ particles, respectively, below and above the position z and thus making the particle at z to be the i^{th} particle at time t . The binomial factor represents, the number of ways to chose $(i - 1)$ particles from the remaining $(N - 1)$ particles. Inserting the expression of $P_i(z, v, t)$ from Eq. (26) in

Eq. (22), we get

$$f(X, V, t) = \sum_{i=1}^N N \binom{N-1}{i-1} [q_a(X - (i-1)a, t)]^{i-1} g^0(X - (i-1)a, V, t) \quad (29)$$

$$\times [1 - q_a(X - (i-1)a, t)]^{N-i}.$$

The phase space density of point particles is given by

$$f^0(z, v, t) = N g^0(z, v, t), \quad (30)$$

such that the mass density and the cumulative density of the point particles are given by

$$\rho^0(z, t) = N p_a(z, t), \quad (31)$$

$$F^0(z, t) = N q_a(z, t). \quad (32)$$

In terms of $f^0(z, v, t)$ and $F^0(z, t)$ defined above, one can re-write $f(X, V, t)$ as

$$f(X, V, t) = \sum_{i=0}^{N-1} \binom{N-1}{i} \left(\frac{F^0(X - ia, t)}{N} \right)^i f^0(X - ia, V, t) \quad (33)$$

$$\times \left(1 - \frac{F^0(X - ia, t)}{N} \right)^{N-1-i},$$

using which in Eq. (4), one can easily compute the density profiles of other conserved quantities, $q_\alpha(X, t)$ for $\alpha = 1, 2, \dots, N$. Inserting this expression of $f(X, V, t)$ in Eq. (4) and performing the integral over V , one can now find profiles of the conserved densities, such as mass, momenta and energy. In Fig. 1 we compare the mass, momenta and energy profiles for $N = 10$ hard rods obtained theoretically using Eq. (33) with the same obtained from numerical simulation. Initial conditions for the rods are chosen in the PP picture [see eq. (9)] with

$$\mu_a(x, v) = \frac{\exp\left(-\frac{x^2}{2\sigma^2}\right)}{\sqrt{2\pi\sigma^2}} \times h(v), \quad (34)$$

$$\text{where } h(v) = \frac{\exp\left(-\frac{v^2}{2T}\right)}{\sqrt{2\pi T}}. \quad (35)$$

and then transformed to rod configurations using the mapping in Eq. (12). For all three profiles we observe excellent agreement between theory and simulation.

In the thermodynamic limit the expression in Eq. (33) gets simplified. In the $N \rightarrow \infty$, using Stirling approximation, one finds the following expression

$$f(X, V, t) = \sum_{i=0}^{\infty} \exp[-F^0(X - ia, t)] \frac{[F^0(X - ia, t)]^i}{i!} f^0(X - ia, V, t). \quad (36)$$

which was obtained previously by Percus using a different approach in Fourier space [27].

We however would like to check if the microscopic density function in Eq. (36) can reproduce the Euler solution in Eq. (19) in the thermodynamic limit. The summation in the above expression can be performed using saddle point computation. For this, once again we use Stirling approximation to get

$$f(X, V, t) \approx \sum_{i=0}^{\infty} \frac{\exp [i \ln F^0(X - ia, t) - i \ln i + i - F^0(X - ia, t)]}{\sqrt{2\pi i}} f^0(X - ia, V, t),$$

which can be converted to an integral assuming the sum gets dominant contribution from the saddle point. We get,

$$f(X, V, t) \approx \int_0^{\infty} dz \frac{\exp \left[\frac{z}{a} \ln \left(\frac{aF^0(X-z, t)}{z} \right) + \frac{z - aF^0(X-z, t)}{a} \right]}{\sqrt{2\pi za}} f^0(X - z, V, t). \quad (37)$$

This integral can be further approximated by expanding the exponent to leading order near its maxima which occurs at z^* that satisfies

$$z^* = aF^0(X - z^*, t). \quad (38)$$

In the thermodynamic limit, the solution of the above equation is also large in magnitude for any macroscopic point X . Hence keeping only the leading order i.e., quadratic order term seems reasonable. We find,

$$f(X, V, t) \approx \int_{-\infty}^{\infty} dz \exp \left(-\frac{(1 + a\rho^0(X - z^*, t))^2}{2a^2F^0(X - z^*, t)} (z - z^*)^2 \right) \frac{f^0(X - z, V, t)}{\sqrt{2\pi az}}. \quad (39)$$

Note this equation provides an expression beyond the solution of the Euler GHD equation in Eq. (19). In order to get the Euler solution at this stage, one needs to make further approximation. We expand the non-exponential part $f^0(X - z, V, t)/\sqrt{z}$ around z^* . Keeping only the leading order term and performing the integral over z , we get

$$f(X, V, t) = \frac{f^0(x^*(X), V, t)}{1 + a\rho^0(x^*(X), t)}, \text{ where,} \quad (40)$$

$$x^*(X) = X - z^* = X - aF^0(X - z^*, t) = X - aF^0(x^*(X), t),$$

which is exactly the solution of the Euler GHD equation obtained in Eq. (19). Note, while going from Eq. (39) to Eq. (40), it seems like we have approximated the Gaussian kernel in the integrand of Eq. (39) by a delta function $\delta(z - z^*)$ at the leading order.

However for large but finite N another approximate solution can be written from Eq. (33) as

$$f(X, V, t) \approx \int_{-\infty}^{\infty} dz \frac{Nf^0(X - z, V, t)}{\sqrt{2\pi z(Na - z)}} \exp \left(-\frac{N(z - aF^0(X - z, t))^2}{2a^2F^0(X - z, t)(N - F^0(X - z, t))} \right), \quad (41)$$

which in the $N \rightarrow \infty$ limit reduces to Eq. (39) after expanding the exponent around $z = z^*$ and keeping only the quadratic term.

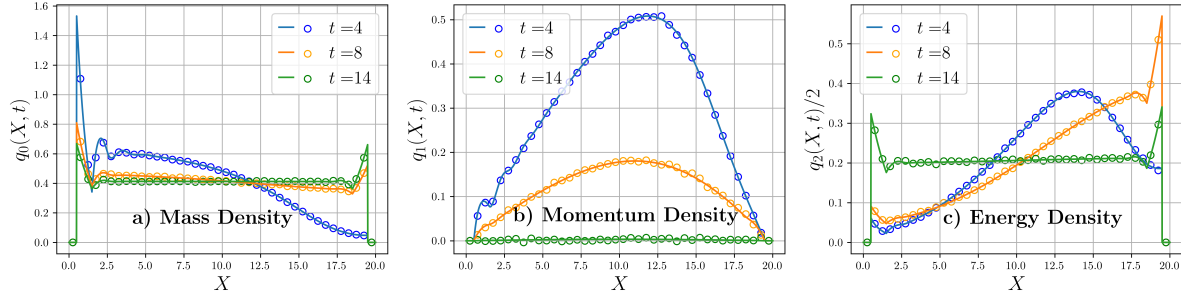


Figure 2: Plot showing comparison of the mass $q_0(X, t)$, momentum $q_1(X, t)$ and energy $\frac{q_2(X, t)}{2}$ density profiles of $N = 8$ hard rods inside a box of length $L = 20$ at different times. The initial configuration is chosen in the PP picture by choosing their individual positions in the left half $[0, (L - Na)/2]$ of the box with uniform probability, and choosing their individual velocities from Maxwell distribution $h(v)$ in Eq.(35). The parameters of the plots are $a = 1.0$ and $T = 1.0$. The circles represent simulation data obtained after averaging over 10^5 realizations and solid lines represent theory.

Rods moving inside a box of length L : The above discussion for the single particle phase space density of rods corresponds to the case in which they are moving on an infinite straight line. One can generalise the steps of the derivation to the case when the rods are restricted to move inside a box $[0, L]$ of length L . In this case one finds that the phase space density $f(X, V, t)$ is given by

$$f(X, V, t) = \sum_{i=1}^N P_i(x_i^*, V, t) \Omega_i[X, L, N], \text{ with, } x_i^* = [X - (i - 1/2)a] \quad (42)$$

$$\text{where, } \Omega_i[X, L, N] = \Theta \left[X - a \left(i - \frac{1}{2} \right) \right] \Theta \left[L - a \left(N - i + \frac{1}{2} \right) - X \right], \quad (43)$$

and $P_i(z, v, t)$ is given in Eq. (26). The function $\Omega_i[X, L, N]$ involving Heaviside theta function $\Theta(z)$ indicates that the maximum available region of space for the i^{th} hard rod inside the box is restricted and it is given by $(i - 1/2)a < X < L - a(N - i + 1/2)$. This corresponds to the configuration in which $(i - 1)$ rods are tightly stuck to the left wall while the remaining $(N - i)$ rods are stuck to the right wall of the box. In Fig. 2, we plot the profiles of the mass, momentum and energy density profiles of $N = 8$ hard rods at three different times. Initially, the positions of the $N = 8$ point particles are chosen in the left half of the box with uniform probability and each of them given a random velocity chosen independently from Maxwell velocity distribution $h(v)$ in Eq. (35) at temperature $T = 1.0$. To compute these profiles, we perform event-driven simulation in which we first evolve each point particle configuration to the final time and then convert the resultant configuration to hard rod configurations using the mapping in Eq. (6). Now in this hard rod configuration we compute the conserved densities and then average over many initial conditions. We observe excellent agreement of the numerical data with the analytical expressions. We also observe that the momentum of the system finally goes to

zero as momentum conservation gets lost at the collisions of the rods with the boundaries of the box. We find that the other two density profiles approach to the stationary values (which is homogeneous in the bulk) at large time limit.

4.2. Position quenched initial conditions:

In this case, the initial positions $\{\bar{x}_k\}$ of the particles are quenched *i.e.*, fixed according to some pattern that may correspond to a macroscopic mass density profile $\varphi_q(\bar{x})$ in the thermodynamic limit. On the other hand, the velocities of the particles are chosen from some distribution $h_q(u|x)$ [see Eq. (11)]. To proceed, we perform average of $\mathcal{P}_i(z, v, t|\bar{\mathbf{x}}, \mathbf{u}, 0)$, given in Eq. (25), over the initial velocities $\{u_i\}$ and get

$$\begin{aligned} \mathcal{P}_i(z, v, t|\bar{\mathbf{x}}) &= \prod_{i=1}^N \int du_k \mathcal{P}_i(z, v, t|\bar{\mathbf{x}}, \mathbf{u}, 0) h(u|\bar{x}_k), \\ &= \sum_{m=1}^N \sum_{S_\ell, S_r} \bar{g}(z, v, t|\bar{x}_m, 0) \prod_{k=1}^{i-1} \bar{g}_<(z, t|\bar{x}_{S_\ell[k]}, 0) \prod_{k=i+1}^N \bar{g}_>(z, t|\bar{x}_{S_r[k]}, 0), \end{aligned} \quad (44)$$

$$\text{where, } \bar{g}(y, v, t|\bar{x}, 0) = \int du g(y, v, t|\bar{x}, u, 0) h_q(u|\bar{x}), \quad (45)$$

$$\bar{g}_<(z, t|\bar{x}, 0) = \int_{-\infty}^z dy \int_{-\infty}^{\infty} dv \bar{g}(y, v, t|\bar{x}, 0), \quad (46)$$

$$\text{and } \bar{g}_>(z, t|\bar{x}, 0) = 1 - \bar{g}_<(z, t|\bar{x}, 0).$$

We introduce variables ϵ_k and functions $\bar{\mathbf{g}}_{\epsilon_k}$ for each k such that, one has $\bar{\mathbf{g}}_0 = \bar{g}_<$ and $\bar{\mathbf{g}}_1 = \bar{g}_>$ for the two values $\epsilon_k = 0$ and $\epsilon_k = 1$, respectively. In terms of these functions, we can rewrite Eq. (44) as

$$\begin{aligned} \mathcal{P}_i(z, v, t|\bar{\mathbf{x}}, 0) &= \sum_{m=1}^N \bar{g}(z, v, t|\bar{x}_m) \prod_{\substack{k=1 \\ k \neq m}}^N \left(\sum_{\epsilon_k=0,1} \right) \delta_{\sum_{k=1}^N \epsilon_k, (N-i)} \bar{\mathbf{g}}_{\epsilon_k}(z, t|\bar{x}_k, 0), \\ &= \frac{1}{2\pi} \int_{-\pi}^{\pi} d\vartheta e^{-\iota(i-1)\vartheta} \sum_{m=1}^N \bar{g}(z, v, t|\bar{x}_m, 0) \prod_{\substack{k=1 \\ k \neq m}}^N (1 + (e^{\iota\vartheta} - 1)\bar{g}_<(z, t|\bar{x}_k, 0)), \end{aligned}$$

In the third line of the above equation we have used the integral representation of Kronecker delta $\delta_{n,0} = (1/2\pi) \int_{-\pi}^{\pi} d\vartheta e^{\iota n\vartheta}$ with $\iota^2 = -1$ and $\bar{g}_< = 1 - \bar{g}_>$.

In the thermodynamic limit ($N \rightarrow \infty$), one can simplify the above expression further. First we write the product over k inside the integral as exponential of a sum over \bar{x}_k . Then we convert such sums into integrals over \bar{x} and finally get

$$\begin{aligned} \mathcal{P}_i(z, v, t) &= \int_{-\pi}^{\pi} \frac{d\vartheta}{2\pi} e^{-\iota(i-1)\vartheta} \exp \left[\int d\bar{x} \varphi_q(\bar{x}) \ln (1 + (e^{\iota\vartheta} - 1)\bar{g}_<(z, t|\bar{x}, 0)) \right] \bar{f}^0(z, V, t) \\ &\quad \text{with, } \bar{f}^0(z, V, t) = \int d\bar{x} \varphi_q(\bar{x}) \bar{g}(z, V, t|\bar{y}, 0), \end{aligned} \quad (47)$$

where $\varphi_q(\bar{x})$ is the density in which the particles initially were arranged in the quenched configuration. Using this form of $P_i(z, v, t)$ in Eq. (22) and converting the sum over i into integral we find

$$f(X, V, t) = \int_{-\infty}^{\infty} \frac{dz}{2\pi} \left[\int_{-\infty}^{\infty} d\alpha e^{-\iota(X-z)\alpha} \times \exp \left(\int d\bar{x} \varphi_q(\bar{x}) \ln[1 + (e^{\iota\alpha a} - 1) \bar{g}_{<}(z, t|\bar{x}, 0)] \right) \right] \bar{f}^0(z, V, t). \quad (48)$$

Expanding the exponent to linear order in αa and performing the integral over α , we get the Euler solution as in Eq. (40) with $F^0(z, t) = \int d\bar{x} \varphi_q(\bar{x}) \bar{g}_{<}(z, t|\bar{x}, 0)$ where $\bar{g}_{<}(z, t|\bar{x}, 0)$ is defined in Eq. (46). If the exponent is expanded to quadratic order in αa we get

$$f(X, V, t) \approx \int_{-\infty}^{\infty} \frac{dz}{2\pi} \left[\int_{-\infty}^{\infty} d\alpha e^{-\iota(X-z)\alpha} \exp \left(\iota\alpha F^0(z, t) - \frac{\alpha^2 a^2}{2} \Sigma_q^2(z, t) \right) \right] \bar{f}^0(z, V, t),$$

where $\Sigma_q^2(z, t) = \int d\bar{x} \varphi_q(\bar{x}) (\bar{g}_{<}(z, t|\bar{x}, 0) - \bar{g}_{<}^2(z, t|\bar{x}, 0))$,

$$= F^0(z, t) - \int d\bar{x} \varphi_q(\bar{x}) \bar{g}_{<}^2(z, t|\bar{x}, 0). \quad (49)$$

Performing the integral over α modifies the Euler solution with a Gaussian kernel as

$$f(X, V, t) \approx \int_{-\infty}^{\infty} dz \exp \left(-\frac{(X - z - F^0(z, t))^2}{2\Sigma_q^2(z, t)} \right) \frac{f^0(X - z, V, t)}{\sqrt{2\pi\Sigma_q^2(z, t)}}. \quad (50)$$

Note the above solution is similar to the solution in Eq. (39) for the annealed initial condition, except now the variance of the distribution is smaller in the quenched initial condition case as expected. In Fig. 3 we compare our analytical expression in Eq. (50) with numerical simulation for a quenched configuration of the positions corresponding to a uniform mass density profile. We observe good agreement.

5. Dynamics of a tracer rod

In this section we discuss dynamics of a single tracer rod moving in the background of many hard rods. This problem was first studied by Lebowitz, Percus and Sykes [28]. They considered a gas of hard rods in equilibrium with the restriction that there was a tracer particle with velocity v_0 at the origin at $t = 0$. We emphasize that at an arbitrary time, the tracer rod is the rod with velocity v_0 which could be completely different from the initial rod. This is different from a tagged particle in single file motion where the tagged particle does not lose its initial label as was assigned initially according to their positions [41–43]. In our case, the tag of the rod is its velocity v_0 .

In due course of time, this tracer rod will move ballistically in between collisions with other rods. At each collision, the tracer tag of the rod jumps to the other rod with which it exchanges velocity and consequently, its position jumps by the rod length. It is important to recall that such jumps do not occur for point particles *i.e.*, when rod

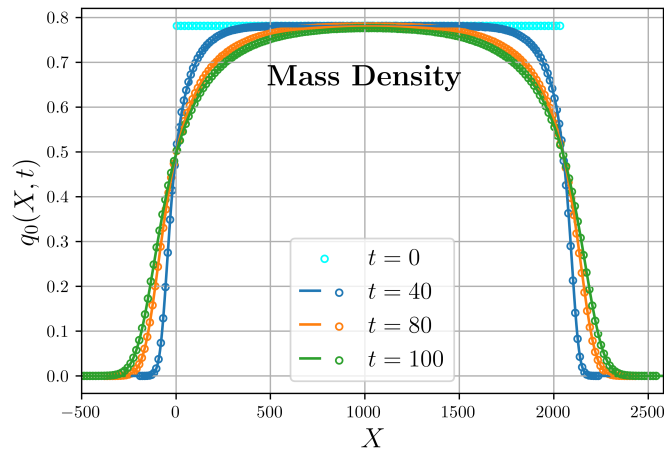


Figure 3: Plot showing the density profile of $N = 1600$ hard rods initially distributed uniformly in position in the range $[0, 2049]$ and velocity chosen from Gaussian distribution in Eq. (35) with $T = 1.0$. The circles denote results from numerical simulation obtained after averaging over 10^5 realizations where the initial distribution in position is quenched. The solid line denote results from the expression (50). We observe that they are in excellent agreement.

length is zero and the displacement of the tracer particle is always $v_0 t$ irrespective of the configuration of other particles. On the other hand for hard rods, the amount of extra displacement made by the tracer rod (rod with velocity v_0) in addition to the ballistic drift, is non zero and it fluctuates from one configuration of the background rods to other. These fluctuations give rise to the spreading of the distribution of the position of the tracer rod with time and at the hydrodynamic level such spreading is supposed to be captured by the NS correction to the Euler GHD as in Eq. (20). LPS had shown that the distribution of the position of tracer rod is a Gaussian at late times and the diffusion constant depends on the velocity distribution of the background particles [28]. The same result has recently been obtained by solving the NS equation (20) starting from the same initial condition as LPS [36]. In this paper we re-derive this result using an alternate microscopic approach. While the derivation in [28] and [36], rely on equilibrium of background rods characterised by homogeneous position distribution, we generalise our derivation to initial conditions, both annealed and quenched, with inhomogeneous mass density profile.

We start by noting that for any given initial configuration of the background rods, the displacement of the tracer rod at time t , starting from the origin, is

$$X(t) = v_0 t + a[\mathcal{N}_{r\ell}(t) - \mathcal{N}_{\ell r}(t)], \quad (51)$$

where $\mathcal{N}_{r\ell}(t)$ is the number of rods that collided with the tracer rod from the right and similarly, $\mathcal{N}_{\ell r}(t)$ is the number of rods that collided from the left of the tracer rod. At each collision from the right, the tracer rod jumps to the right by a . On the other hand, at each collision from the left, the tracer rod jumps by amount a to the left and this is

the reason why there is a minus sign in front of third term in Eq. (51). We aim to find the distribution of X , denoted by $\mathbb{P}_t(X)$ at time t . To find this distribution, we need to find the joint distribution of $\mathcal{N}_{r\ell}(t)$ and $\mathcal{N}_{\ell r}(t)$. At this point, mapping the dynamics of hard rods to hard point particles, as done previously, becomes useful. This is because, in the point particle representation, the tracer point particle will encounter exactly the same number of collisions ($\mathcal{N}_{r\ell}(t)$ from right and $\mathcal{N}_{\ell r}(t)$ from left) as that of the tracer rod in the corresponding hard rod configuration till time t . Hence, we compute the joint distribution of $\mathcal{N}_{r\ell}(t) = n$ and $\mathcal{N}_{\ell r}(t) = m$, which we denote by $\mathcal{P}(n, m, t)$, in the point particle picture. For this we follow a procedure used in the computation of tagged particle motion in single file problem [42, 43].

We assume that initially there are N point particles on the left and N point particles on the right of the tracer which is located at the origin on a one-dimensional straight line. Let the positions of these point particles be denoted by $\{\bar{x}_k\}$ with $k = -N, \dots, -1, 1, \dots, N$ such that $x_k < 0$ if $k < 0$ and $\bar{x}_k > 0$ if $k > 0$. The velocities of the particles are chosen independently from some velocity distribution $h(v)$ except for the tracer particle which has velocity v_0 . At time t this particle will reach position $v_0 t$. Other particles will reach at random positions as their velocities are random. Let $\mathbf{g}(y, t|\bar{x}, 0)$ represent the propagator for a point particle to reach y at time t starting from \bar{x} . It is easy to see that the propagator can be written as

$$\mathbf{g}(y, t|\bar{x}, 0) = \frac{1}{\varsigma_t} h\left(\frac{y - \bar{x}}{\varsigma_t}\right), \quad (52)$$

where for a ballistic particle $\varsigma_t = t$. Note that

$$\bar{g}_<(z, t|\bar{x}, 0) = \int_{-\infty}^z dy \mathbf{g}(y, t|\bar{x}, 0), \quad (53)$$

represents the probability that a particle, starting from \bar{x} , can be found below z at time t . Similarly,

$$\bar{g}_>(z, t|\bar{x}, 0) = \int_z^{\infty} dy \mathbf{g}(y, t|\bar{x}, 0), \quad (54)$$

is the probability of finding it above z at time t . Note these are essentially same quantities as defined in Eq. (46) and hence bear the same notation. In terms of these probabilities, one can now write the joint probability $\mathcal{P}(n, m, t)$ as

$$\begin{aligned} \mathcal{P}(\mathcal{N}_{r\ell}(t) = n, \mathcal{N}_{\ell r}(t) = m, t) &= \left[\prod_{j=1}^N \left(\sum_{\epsilon_j=1,0} \right) \delta_{\sum_{j=1}^N \epsilon_j, (N-n)} \bar{\mathbf{g}}_{\epsilon_j}(v_0 t, t|\bar{x}_j, 0) \right] \\ &\times \left[\prod_{k=1}^N \left(\sum_{\epsilon_{-k}=1,0} \right) \delta_{\sum_{k=1}^N \epsilon_{-k}, m} \bar{\mathbf{g}}_{\epsilon_{-k}}(v_0 t, t|\bar{x}_{-k}, 0) \right], \end{aligned} \quad (55)$$

where $\bar{\mathbf{g}}_{\epsilon} = \delta_{\epsilon,0} \bar{g}_< + \delta_{\epsilon,1} \bar{g}_>$. The Kronecker delta in the first line makes sure that $N - n$ number of particles, starting above origin have reached above position $v_0 t$ at time t .

Similarly, the Kronecker delta in the second line makes sure that m number of particles, starting below origin have reached above position $v_0 t$ at time t . Once again introducing integral representation $\delta_{n,0} = (1/2\pi) \int_{-\pi}^{\pi} d\vartheta e^{i n \vartheta}$ of Kronecker delta and performing some simplifications, we can rewrite Eq. (55) as

$$\mathcal{P}(n, m, t) = \mathcal{P}_r(n, t) \mathcal{P}_\ell(m, t), \quad \text{where} \quad (56)$$

$$\begin{aligned} \mathcal{P}_r(n, t) &= \frac{1}{2\pi} \int_{-\pi}^{\pi} d\vartheta e^{-i n \vartheta} \prod_{k=1}^N [1 + (e^{i \vartheta} - 1) \bar{g}_{<}(v_0 t, t | \bar{x}_k, 0)] \\ \mathcal{P}_\ell(m, t) &= \frac{1}{2\pi} \int_{-\pi}^{\pi} d\xi e^{-i m \xi} \prod_{k=1}^N [1 + (e^{i \xi} - 1) \bar{g}_{>}(v_0 t, t | \bar{x}_{-k}, 0)] . \end{aligned} \quad (57)$$

Once $\mathcal{P}(n, m, t)$ is known, the moment generating function (MGF) of the displacement $X(t)$ of the tracer particle given in Eq. (51), can be computed as

$$\mathfrak{Z}(\alpha, t) = \langle e^{-i \alpha X} \rangle = e^{-i \alpha v_0 t} \mathfrak{Z}_r(\alpha, t) \mathfrak{Z}_\ell(-\alpha, t) \quad \text{with,} \quad (58)$$

$$\mathfrak{Z}_{r,\ell}(\alpha, t) = \sum_{n=0}^N e^{-i \alpha a n} \mathcal{P}_{r,\ell}(n, t). \quad (59)$$

To proceed from here we need to discuss the annealed and quenched initial conditions separately.

5.1. Annealed initial condition

In this case, the initial positions of the particles are chosen randomly from some distribution. We first put the tracer particle at the origin. Then we draw positions of N particles on the left of the tracer particle randomly and independently from a distribution $\frac{\varphi_\ell(\bar{x})}{N}$ such that the average initial density on the left is $\varphi_\ell(\bar{x})$. Similarly, the positions of the particles on the right are chosen randomly and independently from the distribution $\frac{\varphi_r(\bar{x})}{N}$ so that the density on the right is $\varphi_r(\bar{x})$. Performing average over these initial distributions one can simplify the expression in Eq. (56) considerably. We get,

$$\mathcal{P}(n, m, t) = \binom{N}{n} \left[\frac{p_{r\ell}}{N} \right]^n \left[\frac{p_{rr}}{N} \right]^{(N-n)} \times \binom{N}{m} \left[\frac{p_{\ell r}}{N} \right]^m \left[\frac{p_{\ell\ell}}{N} \right]^{(N-m)}, \quad (60)$$

where,

$$\begin{aligned} p_{r\ell}(t) &= \int_0^\infty d\bar{x} \bar{g}_{<}(v_0 t, t | \bar{x}, 0) \varphi_r(\bar{x}), \\ p_{rr}(t) &= \int_0^\infty d\bar{x} \bar{g}_{>}(v_0 t, t | \bar{x}, 0) \varphi_r(\bar{x}) = N - p_{r\ell}, \\ p_{\ell\ell}(t) &= \int_{-\infty}^0 d\bar{x} \bar{g}_{<}(v_0 t, t | \bar{x}, 0) \varphi_\ell(\bar{x}), \\ p_{\ell r}(t) &= \int_{-\infty}^0 d\bar{x} \bar{g}_{>}(v_0 t, t | \bar{x}, 0) \varphi_\ell(\bar{x}) = N - p_{\ell\ell}. \end{aligned} \quad (61)$$

This product of two binomial distributions can be easily understood from the fact that the dynamics of hard-point particles can further be mapped to non-interacting point particles via Jepsen mapping [30]. Inserting the above form of $\mathcal{P}(n, m, t)$ from Eq. (60) in Eq. (58), and performing the summations we get

$$\mathfrak{Z}(\lambda, t) = e^{-\lambda v_0 t} \left[1 + (e^{-\lambda a} - 1) \frac{p_{r\ell}}{N} \right]^N \times \left[1 + (e^{\lambda a} - 1) \frac{p_{\ell r}}{N} \right]^N. \quad (62)$$

Note that, by definition one should be able to expand the function $e^{\lambda v_0 t} \mathfrak{Z}(\lambda, t)$ in integer powers of $e^{-\lambda}$. From the coefficient of $e^{\lambda Y}$ where $Y = X - v_0 t$, one can find the probability of X as

$$\mathbb{P}_t(X = Y + v_0 t) = \sum_{n=0}^N \binom{N}{\frac{Y+na}{a}} \binom{N}{n} \left[\frac{p_{rr}}{N} \right]^{N-\frac{Y+na}{a}} \left[\frac{p_{r\ell}}{N} \right]^{\frac{Y+na}{a}} \left[\frac{p_{\ell\ell}}{N} \right]^{N-n} \left[\frac{p_{\ell r}}{N} \right]^n, \quad (63)$$

where $-N \leq Y \leq N$. This is an exact microscopic expression for the distribution $\mathbb{P}_t(Z)$ valid for arbitrary number of particles N and arbitrary choices of initial particle density profiles $\varphi_\ell(\bar{x})$ and $\varphi_r(\bar{x})$. In Fig. 4a we provide a numerical verification of the above expression for $2N + 1 = 7$ rods. Initially, we place three rods each on both sides of the tracer rod at the origin. The positions of the rods are determined from the corresponding point particle configurations. The positions of the point particles are chosen independently from the following distribution

$$p_a(x) = \Theta(x) \frac{1}{2} \frac{e^{-\frac{(x-l_0)^2}{2\sigma^2}}}{\sqrt{2\pi\sigma^2}} + \Theta(-x) \frac{1}{2} \frac{e^{-\frac{(x+l_0)^2}{2\sigma^2}}}{\sqrt{2\pi\sigma^2}}, \quad (64)$$

with $l_0 = 10$ and $\sigma = 5$ and then converted to hard rod positions following the procedure described above and around Eq. (12). The velocities of these particles are chosen from Maxwell distribution, $h(v)$ given in Eq. (34) with $T = 1.0$. The excellent agreement verifies our analytical result.

While the result in Eq. (63) is exact and explicit, in order to find the important features of the motion of the tracer particle in the hydrodynamic limit we need to consider the $N \rightarrow \infty$ limit. In this limit, the expression of the MGF simplifies to

$$\mathfrak{Z}(\alpha, t) = \langle e^{-\iota\alpha X} \rangle = \exp \left[-\iota\alpha v_0 t + (e^{-\iota\alpha a} - 1) p_{r\ell}(t) + (e^{\iota\alpha a} - 1) p_{\ell r}(t) \right]. \quad (65)$$

Now, as done before expanding the $e^{\pm\iota\alpha a}$ factors to quadratic order we find

$$\mathfrak{Z}(\alpha, t) \approx \exp \left(-\iota\alpha [v_0 t + a p_{r\ell}(t) - a p_{\ell r}(t)] - \frac{1}{2} a^2 [p_{\ell r}(t) + p_{r\ell}(t)] \alpha^2 \right) \quad (66)$$

which can be inverted to provide a gaussian form for the distribution $\mathbb{P}_t(Z)$ as

$$\mathbb{P}_t(X) = \frac{1}{\sqrt{2\pi\Sigma_a^2(t)}} \exp \left(-\frac{(X - \langle X \rangle)^2}{2\Sigma_a^2(t)} \right), \quad \text{where} \quad (67)$$

$$\langle X \rangle = v_0 t + a[p_{r\ell}(t) - p_{\ell r}(t)], \quad \text{and} \quad \Sigma_a^2(t) = a^2[p_{\ell r}(t) + p_{r\ell}(t)], \quad (68)$$

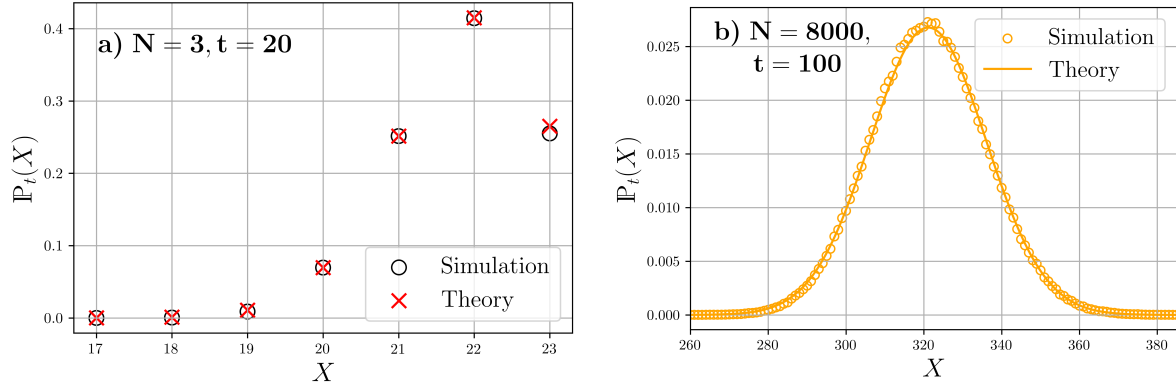


Figure 4: Plots showing comparison between analytical result in Eq. (63) for the probability $P_t(X)$ of finding the tracer rod at position X at time t , with the same obtained from numerical simulation for annealed initial condition. The plot (a) corresponds to $N = 3$ and $t = 20$ whereas plot (b) corresponds to $N = 8000$ and $t = 100$. The initial individual positions of the background rods are chosen independently in the PP picture according to Eq. (64). In plot (a), the parameters are $l_0 = 10$ and $\sigma = 5$ while in plot (b), the parameters are $l_0 = 300$ and $\sigma = 30$. The simulation data are obtained after averaging over 10^7 initial configurations in (a) and over 5×10^5 realizations in (b). For both the plots, other parameters used are $a = 1.0$ and $v_0 = 1$, and the velocities of background rods are chosen from Maxwell distribution in Eq. (35) with $T = 1.0$.

with $p_{r\ell}(t)$ and $p_{\ell r}(t)$ being provided in Eq. (61). Note, from the above expression one can reproduce the distribution of the displacements of tracer rod obtained in [28, 36] for specific choice of uniform density of the background rods, say ϱ_0 which gets transformed to uniform density $\varphi_0 = \frac{\varrho_0}{1 - a\varrho_0}$ for point particles. For such initial state, the expressions of $p_{r\ell}(t)$ and $p_{\ell r}(t)$ in Eq. (61) get simplified and one has

$$p_{r\ell} = \frac{\varrho_0}{1 - a\varrho_0} t \int_{-\infty}^{v_0} dv (v_0 - v) h(v), \quad (69)$$

$$p_{\ell r} = \frac{\varrho_0}{1 - a\varrho_0} t \int_{v_0}^{\infty} dv (v - v_0) h(v). \quad (70)$$

Inserting these expressions in Eq. (68), one gets

$$\langle X \rangle = \frac{v_0 - a\varrho_0 u}{1 - a\varrho_0} t, \quad \text{with } u = \int_{-\infty}^{\infty} dv v h(v), \quad (71)$$

$$\Sigma_a^2(t) = \frac{\varrho_0 t}{1 - a\varrho_0} \int_{-\infty}^{\infty} dv |v - v_0| h(v). \quad (72)$$

Note that the mean velocity $\langle X \rangle / t$ extracted from Eq. (71) is essentially equal to V_{eff} as given in Eq. (2b). Also note that the diffusion constant $D_a = \Sigma^2 / t$ extracted from Eq. (72) agrees with the expression obtained in [36] by solving the Navier-Stokes equation (20). The results in Eqs. (67) and (68) generalises these results for arbitrary initial density profiles $\varphi_{\ell}(\bar{x})$ and $\varphi_r(\bar{x})$ and velocity distribution $h(v)$.

5.2. Position quenched initial condition

In this case one does not choose the initial positions $\{\bar{x}_k\}$ from some distribution, instead they are arranged in such a way that in the thermodynamic limit they correspond to a macroscopic mass density profile $\varphi_q(\bar{x})$. In general, the mass density function could be different on the +ve and -ve axes and we denote them by $\varphi_{q,r}(\bar{x})$ and $\varphi_{q,\ell}(\bar{x})$ respectively. As done previously, we write the distributions in Eq. (57) as integral over $\varphi_{q,r/\ell}(\bar{x})$ in the $N \rightarrow \infty$ limit. This can be done by writing the products over k in Eq. (57) as exponential of sum over k and then converting this sum as integral over \bar{x} with density $\varphi_{q,r/\ell}(\bar{x})$. In the large t limit, it is easy to realise that the distributions $\mathcal{P}_{q,r/\ell}(n, t)$ would be highly peaked around large values of n . This limit can be obtained equivalently by taking small a limit, in which case Eq. (57) can be written as

$$\begin{aligned} \mathcal{P}_r(n, t) &= \int_{-\infty}^{\infty} \frac{d\alpha}{2\pi} e^{-i n \alpha} \exp \left(\int_0^{\infty} d\bar{x} \varphi_{q,r}(\bar{x}) \ln [1 + (e^{i\alpha a} - 1) \bar{g}_{<}(v_0 t, t | \bar{x}, 0)] \right) \\ \mathcal{P}_\ell(m, t) &= \int_{-\infty}^{\infty} \frac{d\alpha}{2\pi} e^{-i m \alpha} \exp \left(\int_{-\infty}^0 d\bar{x} \varphi_{q,\ell}(\bar{x}) \ln [1 + (e^{i\alpha a} - 1) \bar{g}_{>}(v_0 t, t | \bar{x}, 0)] \right). \end{aligned} \quad (73)$$

From these two expressions, one can easily find that

$$\mathfrak{Z}_r(\alpha, t) = \exp \left(\int_0^{\infty} d\bar{x} \varphi_r(\bar{x}) \ln [1 + (e^{i\alpha} - 1) \bar{g}_{<}(v_0 t, t | \bar{x}, 0)] \right), \quad (74)$$

$$\mathfrak{Z}_\ell(\alpha, t) = \exp \left(\int_{-\infty}^0 d\bar{x} \varphi_\ell(\bar{x}) \ln [1 + (e^{i\alpha} - 1) \bar{g}_{>}(v_0 t, t | \bar{x}, 0)] \right). \quad (75)$$

inserting which in Eq. (58), we get the MGF $\mathfrak{Z}(\alpha, t)$ of the distribution of the displacement $X(t)$ of the tracer rod. As done in the annealed case, expanding the $e^{\pm i\alpha}$ to quadratic orders in α we get

$$\mathfrak{Z}(\alpha, t) \approx \exp \left(-i\alpha [v_0 t + a p_{\ell r}(t) - a p_{r\ell}(t)] - \frac{a^2 \alpha^2}{2} [p_{\ell r}(t) + p_{r\ell}(t) - \mathbf{q}_{\ell r}(t) - \mathbf{q}_{r\ell}(t)] \right), \quad (76)$$

where $p_{\ell r}(t)$ and $p_{r\ell}(t)$ are same functions defined in Eq. (61) except now the density functions $\varphi_{r/\ell}(\bar{x})$ are replaced by $\varphi_{q,r/\ell}(\bar{x})$, and

$$\begin{aligned} \mathbf{q}_{r\ell}(t) &= \int_0^{\infty} d\bar{x} \varphi_{q,r}(\bar{x}) \bar{g}_{<}^2(v_0 t, t | \bar{x}, 0), \\ \mathbf{q}_{\ell r}(t) &= \int_{-\infty}^0 d\bar{x} \varphi_{q,\ell}(\bar{x}) \bar{g}_{>}^2(v_0 t, t | \bar{x}, 0). \end{aligned} \quad (77)$$

Performing inverse Fourier transform of $\mathfrak{Z}(\alpha, t)$ in Eq. (76), we find the following Gaussian form for the $\mathbb{P}_t(X)$ in the quenched case as

$$\mathbb{P}_t(X) = \frac{1}{\sqrt{2\pi \Sigma_a^2(t)}} \exp \left(-\frac{(X - \langle X \rangle)^2}{2 \Sigma_a^2(t)} \right), \quad \text{where} \quad (78)$$

$$\langle X \rangle = v_0 t + a[p_{\ell r}(t) - p_{r\ell}(t)], \quad \text{and} \quad \Sigma_a^2(t) = a^2[p_{\ell r}(t) + p_{r\ell}(t) - \mathbf{q}_{\ell r}(t) - \mathbf{q}_{r\ell}(t)]. \quad (79)$$

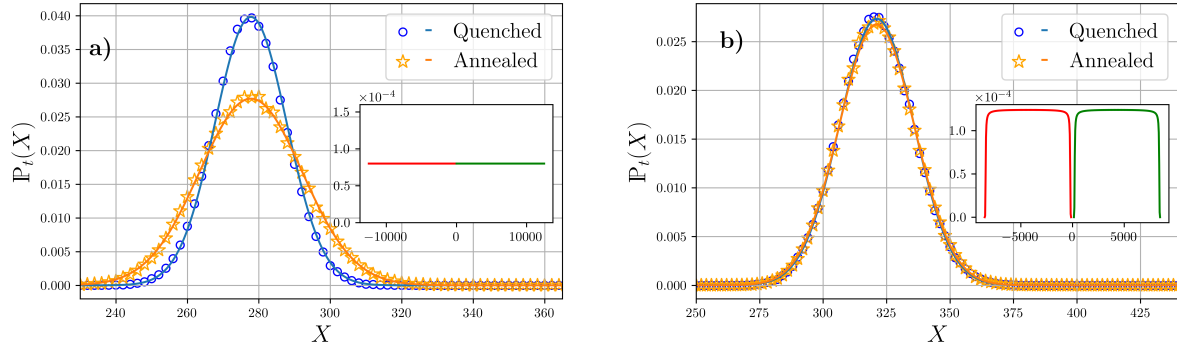


Figure 5: Plots showing comparison between simulation (circles) and theoretical result from Eq. (78) (solid lines) for the probability $P_t(X)$ for two quenched initial conditions. The plot (a) corresponds to uniform mass density on both sides of the tracer at the origin initially (see inset) whereas plot (b) corresponds to doubly peaked mass density profile at $t = 0$. The two peaks are on the two sides of the tracer at the origin (see inset). In the PP picture, these two double peaks correspond to two Gaussian peaks on the two sides, respectively at $x = \pm 300$ with variance 900. For comparison, we also plot theoretical (from Eq. (67), orange dashed lines) and simulation data (stars) for annealed initial configuration corresponding to same mass density profiles. In both the plots (a) and (b), we have chosen $N = 8000$, $t = 100$, $a = 1.0$ and $v_0 = 1$. Simulation data in both plots are averaged over 5×10^5 realizations. We observe that the uniform distribution of hard rods on both sides display a significant difference between the annealed and quenched cases, however the one with the Gaussian distribution does not display such significant difference.

Note that the variance of the displacement is smaller in the quenched case than that in the annealed case [see Eq. (68)], however the mean remains the same. Once again the expressions become more explicit for uniform mass density ϱ_0 of the background rods for which case the corresponding density for point particles is also uniform with value $\varphi_0 = \frac{\varrho_0}{1-a\varrho_0}$. For this case one gets the same mean $\langle X \rangle$ as given in Eq. (71). However, the variance now is modified to

$$\Sigma_q^2(t) = \Sigma_a^2(t) - 2 \frac{\varrho_0 t}{1-a\varrho_0} \left[\int_{v_0 t}^{\infty} dz H_-^2(z) + \int_{\infty}^{v_0 t} dz H_+^2(z) \right], \quad (80)$$

$$\text{where } H_{\pm}(z) = \int_{-\infty}^{\infty} dz' \theta(\pm(z-z')) h(z'). \quad (81)$$

The result in Eq. (78), corresponds to the distribution of the tracer position in thermodynamic limit. This result is verified numerically in Fig. 5 for two (quenched) initial conditions. The figure on the left (figure a) corresponds to uniform particle density profile on both sides of the tracer particle (see the inset). On the other hand, for the plot on the right (figure b), we consider a different initial condition with two peaks on the two sides of the tracer rod at the middle. For comparison, we also plot the distributions of the tracer position in the annealed case (from Eq. (67)) corresponding

to the same initial density profiles. We observe that the distribution in quenched case is narrower than the one in annealed case. However, this effect is more pronounced in case of uniform initial profiles (Fig. 5a).

6. Evolution from domain wall initial condition

In this section, we consider domain wall initial condition in which $2N$ rods are distributed over the box $[-L, L]$. On the left half of the box $[-L, 0]$, we distribute N rods uniformly with density $\varrho_0 = N/L$ and the remaining N rods are also distributed uniformly with density $\varrho_0 = N/L$ on the right half of the box $[0, L]$. Eventually we would like to take the thermodynamic limits $N \rightarrow \infty$ and $L \rightarrow \infty$ keeping ϱ_0 fixed. Each rod on the left half starts with a fixed velocity v_0 whereas the velocities of the rods on the right half are chosen from a distribution $h(V)$. Note that this initial condition is slightly different from the one discussed in Eq. (9). The initial phase space density is given by

$$f(X, V, t=0) = \varrho_0 [\Theta(-X) \Theta(X+L) \delta(V-v_0) + \Theta(X) \Theta(L-X) h(V)]. \quad (82)$$

Note that the phase space density at $t=0$ has two parts $f(X, V, 0) = f_s(X, V, 0) + f_b(X, V, 0)$. The first part $f_s(X, V, 0)$ corresponds to the phase space density for the special rods with velocity v_0 on the left half of the box and the other part $f_b(X, V, 0)$ corresponds to the rods with velocity chosen from distribution $h(V)$. We call these rods to be background rods (marked by the subscript ‘b’). These rods are then allowed to move on the infinite line. Since under the collision dynamics the velocities of the rods do not mix but only get exchanged, one would continue to observe two parts in the phase space distribution $f(X, V, t)$ at later time t . More precisely, we expect the following form for $f(X, V, t)$

$$f(X, V, t) = g(X, t) \delta(V-v_0) + f_b(X, V, t), \quad (83)$$

at later time as well. We are interested to find the mass density profiles of these two components, respectively denoted by $g(X, t)$ for the special rods and $\rho_b(X, t)$ for the background rods where

$$\rho_b(X, t) = \int_{-\infty}^{\infty} dV f_b(X, V, t). \quad (84)$$

The density profiles $g(X, t)$ and $\rho_b(X, t)$ of the special rods and the background rods, respectively, were determined recently in [36] by solving the Euler GHD equations. It was observed that the initial jump of the two density profiles at the interface remains there for all times in the Euler solutions. At the locations of these jumps, the Euler solutions disagree with the numerical simulation density profiles which show broadening of the jumps. Here using microscopic approach we compute the density profiles $g(X, t)$ and $\rho_b(X, t)$ that capture such broadening and thus go beyond the Euler solution. The microscopic approach we use in this case is also based on finding the joint distribution of the number of collisions with different types of rods as done in the previous section.

6.1. Computation of density profile, $g(X, t)$ for special rods

To compute $g(X, t)$, we look at the dynamics of a quasiparticle hard rod from the special component, starting from position $X_0 < 0$ with velocity $V = v_0$. Since all the special rods move with the same velocity v_0 , they would not collide with each other. The special rods will, however, undergo collisions with the background rods approaching them from the right. At each collision, the quasiparticle special rod jumps by rod length a to the right. Hence, at time t the position of this quasiparticle hard rod is

$$X(t) = X_0 + v_0 t + a\mathcal{N}_t, \quad (85)$$

where \mathcal{N}_t is number of background rods it has collided with in duration t and this accounts for an extra displacement due to the finite extent of the rods. The number of collisions \mathcal{N}_t fluctuates from one initial configuration of the positions (of the background particles) to another. To find the distribution of $X(t)$ given in Eq. (85), we need to find the distribution of \mathcal{N}_t and for that we consider an equivalent point particle picture as done before.

In the point particle picture we construct an equivalent problem in which we have $2N$ point particles starting from initial positions inside a smaller box $[-L', L']$ with $L' = L(1 - a\rho_0)$ and equally divided between the two halves. The point particles on the left half of this box have velocity $v = v_0$ and the particles on the right half have velocities chosen from $h(v)$. A rod at $X_0 \in [-L, L]$ maps to a point particle at position $x_0 \in [-L', L']$. The mapping from X_0 to x_0 and the inverse mapping are given by

$$x_0 = X_0(1 - a\rho_0), \quad X_0 = x_0(1 + a\varphi_0), \quad \text{with} \quad \varphi_0 = \frac{\rho_0}{1 - a\rho_0}. \quad (86)$$

Hence, corresponding to every quasi-particle special hard rod with the dynamics given by Eq. (85), there is a special quasi point particle which has a ballistic dynamics unhindered by the number of background point particles it passes through. This quasi particle starts from position $x_0 = X_0(1 - a\rho_0)$ with a velocity v_0 and reaches position $x(t) = x_0 + v_0 t$ at time t during which it encounters exactly \mathcal{N}_t number of collisions with background point particles which is the same as that the corresponding quasiparticle hard rod would face.

To compute the probability $\mathcal{P}(n, t|x) = \text{Prob.}(\mathcal{N}_t = n)$, we first note that the number of collisions \mathcal{N}_t till time t is the same as the number of background particles, starting from positions on the right of the origin, reaching positions below $x = x_0 + v_0 t$ at time t . The probability for one background particle to reach position below w , starting above position w_0 , can be written in terms of the single particle propagator $\mathbf{g}(y, t|\bar{x}, 0)$

in Eq. (52) and it is given by

$$\mathbf{p}_{r\ell} = \frac{p_{r\ell}(w, t|w_0)}{N} \quad \text{with,} \quad (87)$$

$$p_{r\ell}(w, t|w_0) = \int_{w_0}^{\infty} d\bar{x} \, \varphi_0 \int_{-\infty}^w dy \, \mathbf{g}(y, t|\bar{x}, 0) \quad (88)$$

$$= \varphi_0 \, t \int_{-\infty}^{\psi} dv (\psi - v) h(v), \quad \text{where } \psi = \frac{w - w_0}{t}. \quad (89)$$

Since the particles are identical hard core point particles, at each collision they exchange their velocities. If, at each collision, one also exchanges the labels of the particles along with their velocities, one gets a gas of non-interacting point particles [30]. Since the quantity \mathcal{N}_t is invariant under permutation of the labels of the hard-core point particles, one can use the non-interacting picture to compute the distribution $\mathcal{P}(n, t|x)$. Using such a picture, it is easy to show that this distribution is given by the binomial distribution

$$\mathcal{P}(n, t|x) = \binom{N}{n} [\mathbf{p}_{r\ell}(x, t|0)]^n [1 - \mathbf{p}_{r\ell}(x, t|0)]^{N-n}, \quad (90)$$

$$= \binom{N}{n} \left(\frac{p_{r\ell}(x, t|0)}{N} \right)^n \left(1 - \frac{p_{r\ell}(x, t|0)}{N} \right)^{N-n} \quad \text{where } x = x_0 + v_0 t, \quad (91)$$

and $x_0 = X_0(1 - a\varphi_0)$. Using this probability, one can easily show that the probability of finding the quasiparticle hard rod at position X at time t starting from position $X_0 < 0$ is

$$P(X, t|X_0) = \sum_{n=0}^N \delta_{n, \lfloor \frac{X - X_0 - v_0 t}{a} \rfloor} \mathcal{P}(n, t|x), \quad (92)$$

$$= \binom{N}{N(X, x_0)} \left(\frac{p_{r\ell}(x, t|0)}{N} \right)^{N(X, x_0)} \left(1 - \frac{p_{r\ell}(x, t|0)}{N} \right)^{N - N(X, x_0)}, \quad (93)$$

$$\text{where } N(X, x_0) = \frac{X - X_0 - v_0 t}{a} = \frac{X - x_0(1 + a\varphi_0) - v_0 t}{a}, \quad (94)$$

and $\lfloor \cdot \rfloor$ represents the floor function. Recall $X_0 = x_0(1 + a\varphi_0)$ [see Eq. (86)]. Now integrating $P(X, t|X_0)$ over x_0 with density φ_0 one gets the density profile of the special hard rods (those with velocity v_0)

$$g(X, t) = \int_{-L/2}^0 dX_0 \, \varrho_0 P(X, t|X_0) = \int_{-L/2}^0 dx_0 \, \varphi_0 P(X, t|x_0(1 + a\varphi_0)), \quad (95)$$

$$= \varphi_0 \int_{-L/2}^0 dx_0 \left[\binom{N}{N(X, x_0)} \left(\frac{p_{r\ell}(x_0 + v_0 t, t|0)}{N} \right)^{N(X, x_0)} \right. \\ \left. \times \left(1 - \frac{p_{r\ell}(x_0 + v_0 t, t|0)}{N} \right)^{N - N(X, x_0)} \right]. \quad (96)$$

To take the thermodynamic limit $N \rightarrow \infty$, $L' \rightarrow \infty$ keeping $\varphi_0 = N/L'$ fixed, it seems convenient to perform this limit first on the MGF $\mathcal{Z}(\alpha, t|x_0) = \langle e^{-i\alpha X} | x_0 \rangle$ and then

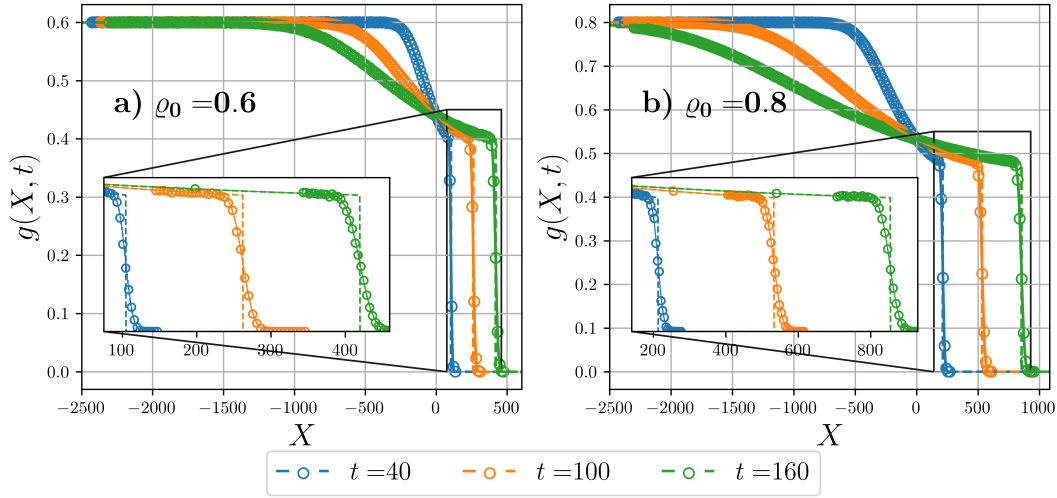


Figure 6: Plots showing the density profiles for special hard rods at $t = 40$ (blue), $t = 100$ (orange) and $t = 160$ (green) for $\varrho_0 = 0.6$ (left) and $\varrho_0 = 0.8$ (right). The circles represent simulation data. The solid lines correspond to the solution Eq. (96) and the dashed lines correspond to the Euler solution Eq. (103). The simulations are performed inside a 1D box of size $X \in [-2500, 2500]$. Both microscopic as well as the Euler solution agree with the simulation data in both plots except at locations of the jumps. The density profiles are zoomed near the jump locations in the insets, where we observe that the microscopic solution in Eq. (96) has an excellent agreement as compared to the Euler GHD solution. The times are chosen such that the effect from the collisions from the boundaries of the box are negligible and one can use theoretical expressions in Eq. (96) and Eq. (103). The simulation data are obtained after averaging over 10^5 realizations.

perform the inverse Fourier transform. The MGF simplifies as

$$\mathcal{Z}(\alpha, t|x_0) = \int dX e^{-i\alpha X} P(X, t|X_0). \quad (97)$$

Inserting the form of $P(X, t|X_0)$ from Eq. (92) and simplifying, we get

$$\mathcal{Z}(\alpha, t|x_0) = e^{-i\alpha(x_0(1+a\varphi_0)+v_0t)} \left[1 + (e^{-i\alpha a} - 1) \frac{p_{r\ell}(x_0 + v_0t, t|0)}{N} \right]^N, \quad (98)$$

which in the $N \rightarrow \infty$ limit provides,

$$\mathcal{Z}(\alpha, t|x_0) = \exp \left[-i\alpha(x_0(1+a\varphi_0) + v_0t) + (e^{-i\alpha a} - 1) p_{r\ell}(x_0 + v_0t, t|0) \right] \quad (99)$$

Then $g(X, t)$ in the thermodynamic limit becomes

$$g(X, t) = \varphi_0 \int_{-\infty}^0 dx_0 \int_{-\infty}^{\infty} \frac{d\alpha}{2\pi} e^{i\alpha X} \exp \left[-i\alpha(x_0(1+a\varphi_0) + v_0t) + (e^{-i\alpha a} - 1) p_{r\ell}(x_0 + v_0t, t|0) \right]. \quad (100)$$

As before, we expand the factor $(e^{-\iota\alpha a} - 1) = -\iota\alpha a - a^2\alpha^2/2 + \dots$. At the leading order, one gets the Euler solution and at the quadratic order one gets diffusive solution for the GHD equation. It is easy to see that, keeping the terms only upto linear order in αa in the integrand, we get

$$g(X, t) = \varphi_0 \int_{-\infty}^{v_0 t} dx \delta[X - \langle X \rangle(x)], \quad \text{where,} \quad (101)$$

$$\langle X \rangle(x) = [x + a(x - v_0 t)\varphi_0 + ap_{r\ell}(x, t|0)]. \quad (102)$$

In the above we have used the variable transformation $x = x_0 + v_0 t$. Performing the integral over x yields

$$g(X, t) = \frac{\varphi_0 \Theta(v_0 t - x^*(X))}{1 + a\varphi_0 + a[\partial_x p_{r\ell}(x, t|0)]_{x=x^*(X)}}, \quad (103)$$

where $x^*(X)$ is a solution of the equation

$$x + a\varphi_0(x - v_0 t) + ap_{r\ell}(x, t|0) = X. \quad (104)$$

Note the expression of $g(X, t)$ in Eq. (103) along with Eq. (104) is indeed the Euler solution of the form in Eq. (19) with velocity V integrated. One can also get this solution by directly solving the Euler GHD equation (2) as done in [36].

In Fig. 6, we provide a numerical verification of the analytical result for the density $g(X, t)$ of the special hard rods for two values of the mass density $\varrho_0 = 0.6$ (left) and $\varrho_0 = 0.8$ (right). For comparison, we also plot the Euler solution from Eq. (103) along with Eq. (104). As noted in [36], the Euler solution matches with the numerical solution everywhere except at the location of the jumps. The microscopic computation provides exact solution for the density profile $g(X, t)$ in Eq. (96) which goes beyond the Euler solution and indeed agrees well with the numerical data as shown in the insets of both the plots in Fig. 6 where we have zoomed in the regions near the jump (shock) locations at different times.

6.2. Computation of the density profile $\rho_b(X, t)$ for background rods

In this section we study the density profile of the background rods. Like in the case of special rods considered in the previous section, we look at the dynamics of a quasiparticle background rod. Such a rod with initial position, $X_0 > 0$ and velocity v , can undergo collisions with both the special rods approaching from the left, and the background rods approaching from either the left or the right. Any collision from the left (right) will make the quasiparticle background rod jump by rod length a to the left (right). Hence, at any time t the position of the quasiparticle background rod having velocity, v is given by:

$$X(t) = X_0 + vt + a(N_r^{(b)} - N_\ell^{(b)} - N^{(s)}), \quad (105)$$

where $N_r^{(b)}$ ($N_\ell^{(b)}$) denotes the number of collisions with the background rods from the right (left) while $N^{(s)}$ denotes the number of collisions with the special rods till time, t . The superscript ‘s’ (‘b’) stands for special (background) hard rods while the subscript r (ℓ) stands for right (left). In the corresponding point particle picture, the same background rod is mapped to a background point particle with initial position, $x_0 = X_0(1 - a\rho_0)$ moving with the same velocity, v in a box of reduced length, $L' = L(1 - a\rho_0)$. Till time t , a background quasiparticle will encounter exactly the same number of particles as the number of collisions the corresponding quasiparticle background rod would undergo.

To find the distribution for $X(t)$, we need to find the distribution of $\mathcal{P}(N_r^{(b)}, N_\ell^{(b)}, N^{(s)}, t)$ which is easier to compute in the point particle picture. The collisions of the background point particles with the special point particles is independent of the collisions with the background point particles. Hence, we can write

$$\mathcal{P}(N_r^{(b)}, N_\ell^{(b)}, N^{(s)}, t) = \mathcal{P}^{(b)}(N_r^{(b)}, N_\ell^{(b)}, t) \times \mathcal{P}^{(s)}(N^{(s)}, t), \quad (106)$$

where $\mathcal{P}^{(s)}(N^{(s)}, t)$ is the probability that the background point particle faces exactly $N^{(s)}$ encounter with special point particles till time, t while $\mathcal{P}^{(b)}(N_r^{(b)}, N_\ell^{(b)}, t)$ is the probability that the background point particle encounters $N_r^{(b)}$ and $N_\ell^{(b)}$ background particles from the right and the left respectively till time t . The calculation of the probability $\mathcal{P}(n_r, n_\ell, n_s, t)$ is provided in [Appendix B](#) in detail.

Having found these probabilities explicitly in Eq. (B.4), one can write the probability that a quasiparticle background rod with velocity v moves to X from X_0 at time t as

$$P^{(b)}(X, t|X_0, v) = \sum_{n_s=0}^N \sum_{n_r=0}^{N-1} \sum_{n_\ell=0}^{N-n_r-1} \delta_{(n_r-n_\ell-n_s), \lfloor \frac{X-X_0-vt}{a} \rfloor} \mathcal{P}^{(s)}(n_s, t) \mathcal{P}^{(b)}(n_r, n_\ell, t). \quad (107)$$

Here one should note that the probabilities $\mathcal{P}^{(s)}$ and $\mathcal{P}^{(b)}$ also depend explicitly on $x = X_0(1 - a\rho_0) + vt$ and v [see Eq. (B.4)]. For simplicity of notations we have suppressed their explicit dependencies. The density, $\rho_b(X, t)$ of background rods at any time, t is then obtained by integrating over the initial position X_0 and the velocity v

$$\rho_b(X, t) = \rho_0 \int_0^\infty dX_0 \int_{-\infty}^\infty dv h(v) P^{(b)}(X, t|X_0, v), \quad (108)$$

where, $h(v)$ is the velocity distribution of the background rods. We numerically evaluate the background density $\rho_b(X, t)$ and compare with the same obtained from numerical simulation of the hard rod dynamics directly. The comparison between the two is given in Fig. 7 where we observe good agreement between the two. As mentioned earlier, the solution of the Euler solution of the GHD equation for the background rods, starting from this domain wall initial configuration, was obtained recently in [\[36\]](#) (see section (4.1) of this paper) where it was shown that the initial jump at the interface

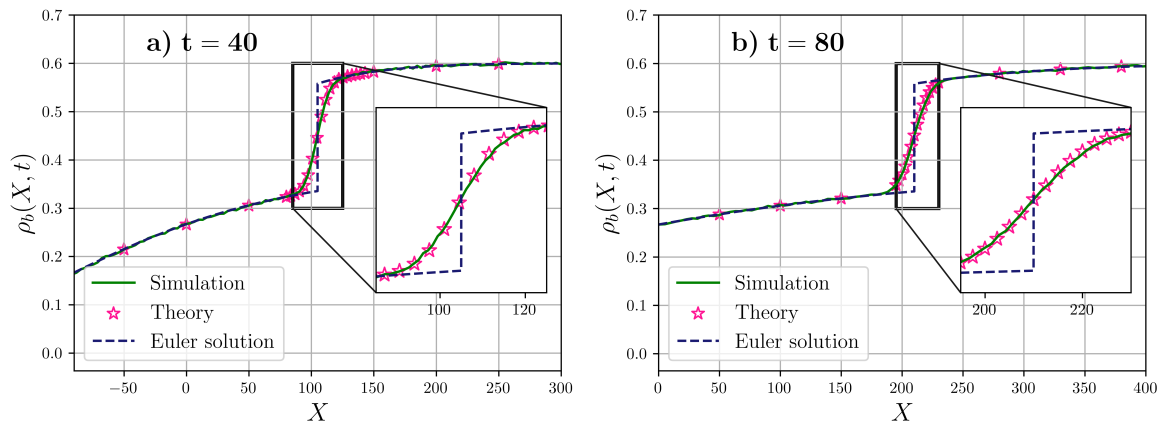


Figure 7: Plots showing a comparison of the density profile of background rods at $t = 40$ and $t = 80$ starting from the domain wall initial condition. The initial overall density of the rods is $\varrho_0 = 0.6$. The velocity of the special rods are $v_0 = 1$ and the velocities of the background rods are chosen from Maxwell distribution in Eq. (35) with $T = 1.0$. The solid lines (green) are results from numerical simulation and the stars (deep pink) are obtained evaluating the theoretical result in Eq. (108) numerically (see Appendix C for details of numerical evaluation). The simulation data are obtained after averaging over 10^5 realizations. For comparison we also plot the Euler solution (dashed lines in midnight blue) of the GHD equation from given in section (4.1) of [36]. We observe that both our microscopic solution as well as the Euler solution agree with numerical simulation data well except at the locations of the jumps. At this location, the density profiles, instead of having a discontinuity as predicted by the Euler solutions, is smooth and widened. In order to demonstrate the agreement between the microscopic solution and the Euler solution, we have zoomed the region near the jump locations in the insets. The simulations are performed inside a 1D box of size $X \in [-1250, 1250]$ with $N = 750$ and $a = 1$.

with the special rods remains at all times and moves with an effective velocity. As shown in the inset of Fig. 7, the numerically simulated density profile displays widening of this discontinuity which indeed is captured by our result in Eq. (108) obtained microscopically. We also notice from Fig. 7 that the width of the shock increases with time and in [36] it was argued that the width grows as \sqrt{t} . We end this section by making the remark that, multiplying v^α in the integrand under the v integral in Eq. (108) one can also compute other conserved densities $q_\alpha(X, t)$ of the background rods.

7. Conclusion

The macroscopic evolution of the densities of many interacting particle systems from non-equilibrium initial state and its approach to equilibrium is an important problem. Such a problem is often studied by hydrodynamics. While in the context of non-integrable systems such studies are quite old, but in the context of integrable systems,

they have grown a large interest in last decade. In this paper we have studied the macroscopic evolution of non-equilibrium initial state in a collection of hard-rods in one dimension, but from a microscopic point of view. Obtaining exact and explicit solutions of the conserved density profiles for finite-size systems, we have demonstrated how in the thermodynamic limit one can get the Euler solutions of the GHD equations. Furthermore, we showed how one can get corrections to the Euler solutions and thus go beyond Euler solutions. We showed that these corrections are different for quenched and annealed initial conditions. We have demonstrate such difference quantitatively in the specific problem of tracer diffusion in the in-homogeneous background. Finally, we applied our microscopic approach to the case of a specially designed domain wall initial condition, in which there are locations of the jumps in the Euler solutions. We demonstrate that our solution can describe the density profiles accurately even at the locations of the jumps (shocks) where the Euler solution fails.

Our microscopic approach can be explored further in different directions. The non-equilibrium space-time correlation functions of the conserved densities provides information about the fluctuations as well as the relaxation of the system to the stationary state. Recently, for integrable systems to compute such correlations, a ballistic macroscopic fluctuation theory has been developed, which makes precise computable predictions [44, 45]. It would be interesting to reproduce those predictions from a microscopic approach for hard-rod systems. It is known that the Euler solutions do not produce any entropy. It would also be interesting to see how the microscopic solutions on macroscopic scale incur entropy with time. Recently, for integrable systems another question has drawn a lot of interest: if a few of the conserved laws are broken (while still having extensive number of them), then how would the dynamics at macroscale get modified? It would be interesting to explore this question in the context of hard-rod system.

8. Acknowledgements

AK would like to acknowledge the support of DST, Government of India Grant under Project No. CRG/2021/002455 and the MATRICS grant MTR/2021/000350 from the SERB, DST, Government of India. MJP and AK acknowledge the Department of Atomic Energy, Government of India, for their support under Project No. RTI4001.

Appendix A. Derivation of Eq. (25)

We start with the probability

$$\begin{aligned}
\mathcal{P}_i(z, v, t | \mathbf{x}, \mathbf{u}) &= \int_{-\infty}^z dy_{i-1} \dots \int_{-\infty}^{y_2} dy_1 \times \int_z^\infty dy_N \dots \int_z^\infty dy_{i+1} \left[\prod_{k=1}^N \int_{-\infty}^\infty dv_k \right] \delta(v_i - v) \\
&\quad \times \mathbb{G}_N(y_1, \dots, y_{i-1}, z, y_{i+1}, \dots, y_N; \mathbf{v}; t | \mathbf{x}, \mathbf{u}, 0), \\
&= \int_{-\infty}^z dy_{i-1} \dots \int_{-\infty}^{y_2} dy_1 \times \int_z^\infty dy_N \dots \int_z^\infty dy_{i+1} \\
&\quad \times \sum_{\tau \in \sigma_N} g(z, v, t | x_{\tau(i)}, u_{\tau(i)}, 0), \prod_{\substack{k=1 \\ k \neq i}}^N \int_{-\infty}^\infty dv_k g(y_k, v_k, t | x_{\tau(k)}, u_{\tau(k)}, 0),
\end{aligned} \tag{A.1}$$

where σ_N represents the set of permutations over N distinct elements. The summation over these permutations can be performed into three steps. In the first step we sum over groups $S_\ell = [\tau(1), \dots, \tau(i-1)]$, $\tau(i)$ and $S_r = [\tau_{i+1}, \dots, \tau(N)]$ and in the second step we sum over permutations $\tau_\ell \in S_\ell$ and $\tau_r \in S_r$ respectively.

$$\begin{aligned}
\mathcal{P}_i(z, v, t | \mathbf{x}, \mathbf{u}) &= \sum_{S_\ell, m, S_r} g(z, v, t | x_m, u_m, 0) \\
&\quad \times \sum_{\tau_\ell \in \sigma_{(i-1)}} \int_{-\infty}^z dy_{i-1} \dots \int_{-\infty}^{y_2} dy_1 \prod_{k=1}^{i-1} \int_{-\infty}^\infty dv_k g(y_k, v_k, t | x_{S_\ell[\tau_\ell(k)]}, u_{S_\ell[\tau_\ell(k)]}, 0) \\
&\quad \times \sum_{\tau_r \in \sigma_{(N-i)}} \int_z^\infty dy_N \dots \int_z^{y_{i+2}} dy_{i+1} \prod_{j=i+1}^N g(y_j, v_j, t | x_{S_r[\tau_r(j)]}, u_{S_r[\tau_r(j)]}, 0), \\
&= \sum_{S_\ell, m, S_r} g(z, v, t | x_m, u_m, 0) \\
&\quad \times \prod_{k=1}^{i-1} g_{>}(z, t | x_{S_\ell[k]}, u_{S_\ell[k]}, 0) \prod_{j=i+1}^N g_{<}(z, t | x_{S_r[j]}, u_{S_r[j]}, 0),
\end{aligned} \tag{A.2}$$

where $x_{S_\ell[k]}$ represents the k^{th} element of the set of $(i-1)$ labels in the partition S_ℓ . Similar meaning holds for $x_{S_r[k]}$. In the fourth line of Eq. (A.2) we have used the

following results

$$\begin{aligned}
& \sum_{\tau_\ell \in \sigma_{(i-1)}} \int_{-\infty}^z dy_{i-1} \dots \int_{-\infty}^{y_2} dy_1 \prod_{k=1}^{i-1} \int_{-\infty}^{\infty} dv_k g(y_k, v_k, t | x_{S_\ell[\tau_\ell(k)]}, u_{S_\ell[\tau_\ell(k)]}, 0) \\
& \quad = \prod_{k=1}^{i-1} g_{>}(z, t | x_{S_\ell[k]}, u_{S_\ell[k]}, 0), \\
& \sum_{\tau_r \in \sigma_{(N-i)}} \int_z^{\infty} dy_N \dots \int_z^{y_{i+2}} dy_{i+1} \prod_{k=i+1}^N g(y_k, v_k, t | x_{S_r[\tau_r(k)]}, u_{S_r[\tau_r(k)]}, 0) \\
& \quad = \prod_{k=i+1}^N g_{<}(z, t | x_{S_r[k]}, u_{S_r[k]}, 0),
\end{aligned}$$

where

$$\begin{aligned}
g_{>}(z, t | x, u, 0) &= \int_{-\infty}^z dy \int_{-\infty}^{\infty} dv g(y, v, t | x, u, 0), \\
\text{and } g_{<}(z, t | x, u, 0) &= 1 - g_{>}(z, t | x, u, 0).
\end{aligned} \tag{A.3}$$

Appendix A.1. Annealed Case:

Now to obtain $P_i(z, v, t)$ defined in Eq. (26) we need to average over the initial conditions in $\mathcal{P}_i(z, v, t | \mathbf{x}, \mathbf{u})$

$$\begin{aligned}
P_i(z, v, t) &= \prod_{k=1}^N \int dx_k \int du_k \mathcal{P}_i(z, v, t | \mathbf{x}, \mathbf{u}) \mathbb{P}_a(\{x_j, v_j\}, 0), \\
&= \prod_{k=1}^N \int dx_k \int du_k \mathcal{P}_i(z, v, t | \mathbf{x}, \mathbf{u}) \prod_{j=1}^N \mu_a(x_j, u_j)
\end{aligned} \tag{A.4}$$

Inserting the expression of $\mathcal{P}_i(z, v, t | \mathbf{x}, \mathbf{u})$ from Eq. (A.2) we get

$$P_i(z, v, t) = \sum_{S_\ell, m, S_r} g^0(z, v, t) \prod_{k=1}^{i-1} q(z, t) \prod_{k=i+1}^N [1 - q(z, t)], \quad \text{where} \tag{A.5}$$

$$g^0(z, v, t) = \int dx \int du g(z, v, t | x, u, 0) \mu_a(x, u), \tag{A.6}$$

$$q(z, t) = \int dx \int du g_{>}(z, t | x, u, 0) \mu_a(x, u). \tag{A.7}$$

Now it is easy to simplify the expression of $P_i(z, v, t)$ in Eq. (A.5) and one finds

$$\begin{aligned}
P_i(z, v, t) &= g^0(z, v, t) [q(z, t)]^{i-1} [(1 - q(z, t))^{N-i}] \left[\sum_{S_\ell, m, S_r} 1 \right], \\
&= g^0(z, v, t) [q(z, t)]^{i-1} [(1 - q(z, t))^{N-i}] \left[N \binom{N-1}{i-1} \right].
\end{aligned} \tag{A.8}$$

Appendix B. Computation of the joint probability $\mathcal{P}(n_r, n_\ell, n_s, t)$ in Eq. (106)

To compute these probabilities, we first note that $N^{(s)}$ is also equal to the number of special point particles that reach positions above $z = z_0 + vt$ at time t . Similarly, $N_r^{(b)}$ ($N_\ell^{(b)}$) also denotes the number of background point particles that starting from positions above (below) $x_0 = X_0(1 - a\varrho_0)$ reach positions below (above) $x = x_0 + vt$ at time t . Let $\mathbf{p}_{\ell r}^{(s)}$ represent the probability for a single special point particle to go from positions $x \leq 0$ to $x \geq x_0 + vt$. It is given by

$$\mathbf{p}_{\ell r}^{(s)} = \frac{\varphi_0}{N} (v_0 t - x_0 - vt) \Theta(v_0 t - x_0 - vt). \quad (\text{B.1})$$

On the other hand, let $\mathbf{p}_{\ell r}^{(b)}$ ($\mathbf{p}_{r\ell}^{(b)}$) represents the probability for a single background point particle to go from positions below (above) x_0 to positions above (below) $x = x_0 + vt$ at time t . From the propagator of a single background point particle $\mathbf{g}(y, t | \bar{x}, 0) = \frac{1}{t} h\left(\frac{y - \bar{x}}{t}\right)$ [see Eq. (52)], these probabilities can be computed easily and they are given by

$$\mathbf{p}_{\ell r}^{(b)}(x, v, t) = \frac{t \varphi_0}{N} \int_v^{x/t} du \int_u^\infty du' h(u'), \quad (\text{B.2})$$

$$\mathbf{p}_{r\ell}^{(b)}(x, v, t) = \frac{t \varphi_0}{N} \int_v^\infty du \int_{-\infty}^u du' h(u'), \quad (\text{B.3})$$

where, recall $\varphi_0 = \frac{\varrho_0}{1 - a\varrho_0}$. In terms of these probabilities, one can write the probabilities $\mathcal{P}^{(s)}(N^{(s)}, t)$ and $\mathcal{P}^{(b)}(N_r^{(b)}, N_\ell^{(b)}, t)$ as the following multinomial distributions

$$\begin{aligned} \mathcal{P}^{(s)}(n_s, t) &= \binom{N}{n_s} \left(\mathbf{p}_{\ell r}^{(s)}(x, v, t) \right)^{n_s} \left(1 - \mathbf{p}_{\ell r}^{(s)}(x, v, t) \right)^{N - n_s}, \\ \mathcal{P}^{(b)}(n_r, n_\ell, t) &= \frac{(N - 1)!}{n_\ell! n_r! (N - n_\ell - n_r - 1)!} \left(\mathbf{p}_{r\ell}^{(b)}(x, v, t) \right)^{n_r} \left(\mathbf{p}_{\ell r}^{(b)}(x, v, t) \right)^{n_\ell}, \\ &\quad \times \left(1 - \mathbf{p}_{\ell r}^{(b)}(x, v, t) - \mathbf{p}_{r\ell}^{(b)}(x, v, t) \right)^{N - n_r - n_\ell - 1}, \end{aligned} \quad (\text{B.4})$$

$$\text{where } x = X_0(1 - a\varrho_0) + vt. \quad (\text{B.5})$$

Once again to write the above expressions we have followed the procedure in Sec. 5.1.

Appendix C. Numerical evaluation of $\rho_b(Z, t)$ in Eq. (108)

In this appendix we provide details about the numerical evaluation of the integrals in Eq. (108). It seems to be more convenient to perform the integral over X_0 and v first in this and then perform the multiple sums in the expression of $P^{(b)}(X, t | X_0, v)$ in Eq. (107). After performing the integration over X_0 , the integrand for integral over v looks like the following (without the summation):

$$\bar{\mathbb{P}}(v, n_s, n_r, n_\ell) = \varrho_0 h(v) \mathcal{P}^{(s)}(n_s, t) \mathcal{P}^{(b)}(n_r, n_\ell, t) \Big|_{X_0 = X - vt - (n_r - n_\ell - n_s)a}, \quad (\text{C.1})$$

which is a function of v for every triplet (n_s, n_r, n_ℓ) . Here, $h(v)$ is a Gaussian function in v and hence it decays very fast with increasing $|v|$. This allows us to work with a smaller range of integration for v . The integration over v can then be performed with Simpson's rule or any other suitable integration scheme. To reduce time consumption, we can perform the integration over v for each triplet (n_s, n_r, n_ℓ) parallelly. This is achieved by noting that for each value of v , Eq. (C.1) denotes an element of a 3D matrix of shape $N \times (N - 1) \times (N - 1)$ indexed by n_s, n_r and n_ℓ respectively. It is hence possible to define a function that takes an input v' for the value of v and returns the 3D array \mathbb{P} evaluated at $v = v'$. Using this function, one can apply the Simpson's rule of integration for each triplet (n_s, n_r, n_ℓ) parallelly. At the end, we get the result of integration over v for all the triplets in a matrix form. The multiple summation then reduces to the sum of the elements located on and below (or above) one of the diagonals of the resultant 3D matrix after integration.

References

- [1] Marcos Rigol, Vanja Dunjko, Vladimir Yurovsky, and Maxim Olshanii. Relaxation in a completely integrable many-body quantum system: an ab initio study of the dynamics of the highly excited states of 1d lattice hard-core bosons. *Physical review letters*, 98(5):050405, 2007.
- [2] Balázs Pozsgay. The generalized gibbs ensemble for heisenberg spin chains. *Journal of Statistical Mechanics: Theory and Experiment*, 2013(07):P07003, 2013.
- [3] Tim Langen, Sebastian Erne, Remi Geiger, Bernhard Rauer, Thomas Schweigler, Maximilian Kuhnert, Wolfgang Rohringer, Igor E Mazets, Thomas Gasenzer, and Jörg Schmiedmayer. Experimental observation of a generalized gibbs ensemble. *Science*, 348(6231):207–211, 2015.
- [4] Lev Vidmar and Marcos Rigol. Generalized gibbs ensemble in integrable lattice models. *Journal of Statistical Mechanics: Theory and Experiment*, 2016(6):064007, 2016.
- [5] Toshiya Kinoshita, Trevor Wenger, and David S Weiss. A quantum newton's cradle. *Nature*, 440(7086):900–903, 2006.
- [6] Neel Malvania, Yicheng Zhang, Yuan Le, Jerome Dubail, Marcos Rigol, and David S Weiss. Generalized hydrodynamics in strongly interacting 1d bose gases. *Science*, 373(6559):1129–1133, 2021.
- [7] Olalla A Castro-Alvaredo, Benjamin Doyon, and Takato Yoshimura. Emergent hydrodynamics in integrable quantum systems out of equilibrium. *Physical Review X*, 6(4):041065, 2016.
- [8] Bruno Bertini, Mario Collura, Jacopo De Nardis, and Maurizio Fagotti. Transport in out-of-equilibrium xxz chains: exact profiles of charges and currents. *Physical review letters*, 117(20):207201, 2016.
- [9] Benjamin Doyon. Generalized hydrodynamics of the classical toda system. *Journal of Mathematical Physics*, 60(7), 2019.
- [10] Benjamin Doyon. Lecture notes on Generalised Hydrodynamics. *SciPost Phys. Lect. Notes*, page 18, 2020.
- [11] Herbert Spohn. Interacting and noninteracting integrable systems. *Journal of Mathematical Physics*, 59(9), 2018.
- [12] Herbert Spohn. *Hydrodynamic Scales of Integrable Many-Body Systems*. World Scientific, 2024.
- [13] Alvis Bastianello, Bruno Bertini, Benjamin Doyon, and Romain Vasseur. Introduction to the special issue on emergent hydrodynamics in integrable many-body systems. *Journal of Statistical Mechanics: Theory and Experiment*, 2022(1):014001, 2022.

- [14] Vincenzo Alba, Bruno Bertini, Maurizio Fagotti, Lorenzo Piroli, and Paola Ruggiero. Generalized-hydrodynamic approach to inhomogeneous quenches: correlations, entanglement and quantum effects. *Journal of Statistical Mechanics: Theory and Experiment*, 2021(11):114004, 2021.
- [15] Jean-Sébastien Caux, Benjamin Doyon, Jerome Dubail, Robert Konik, and Takato Yoshimura. Hydrodynamics of the interacting bose gas in the quantum newton cradle setup. *SciPost Physics*, 6(6):070, 2019.
- [16] Amy C Cassidy, Charles W Clark, and Marcos Rigol. Generalized thermalization in an integrable lattice system. *Physical review letters*, 106(14):140405, 2011.
- [17] Pasquale Calabrese, Fabian HL Essler, and Maurizio Fagotti. Quantum quench in the transverse-field ising chain. *Physical review letters*, 106(22):227203, 2011.
- [18] Jens Eisert. Entangling power and quantum circuit complexity. *Physical Review Letters*, 127(2):020501, 2021.
- [19] Max Schemmer, Isabelle Bouchoule, Benjamin Doyon, and Jérôme Dubail. Generalized hydrodynamics on an atom chip.
- [20] Paola Ruggiero, Pasquale Calabrese, Benjamin Doyon, and Jérôme Dubail. Quantum generalized hydrodynamics. *Physical review letters*, 124(14):140603, 2020.
- [21] Lewi Tonks. The complete equation of state of one, two and three-dimensional gases of hard elastic spheres. *Physical Review*, 50(10):955, 1936.
- [22] A Robledo and JS Rowlinson. The distribution of hard rods on a line of finite length. *Molecular Physics*, 58(4):711–721, 1986.
- [23] Zevi W Salsburg, Robert W Zwanzig, and John G Kirkwood. Molecular distribution functions in a one-dimensional fluid. *The Journal of Chemical Physics*, 21(6):1098–1107, 1953.
- [24] Robert L Sells, CW Harris, and Eugene Guth. The pair distribution function for a one-dimensional gas. *The Journal of Chemical Physics*, 21(8):1422–1423, 1953.
- [25] JK Percus. The pair distribution function in classical statistical mechanics. *The Equilibrium Theory of Classical Fluids*, pages 33–170, 1964.
- [26] Donald Koppel. Partition function for a generalized tonks’ gas. *Physics of Fluids*, 6(5):609–616, 1963.
- [27] JK Percus. Exact solution of kinetics of a model classical fluid. *Physics of Fluids*, 12(8):1560–1563, 1969.
- [28] JL Lebowitz, JK Percus, and J Sykes. Time evolution of the total distribution function of a one-dimensional system of hard rods. *Physical review*, 171(1):224, 1968.
- [29] M Bernstein and JK Percus. Expansion into a vacuum: a one-dimensional model. *Physical Review A*, 37(5):1642, 1988.
- [30] D. W. Jepsen. Dynamics of a Simple Many-Body System of Hard Rods. *Journal of Mathematical Physics*, 6(3):405–413, 03 1965.
- [31] JP Valleau. Time evolution in the hard-rod system. *Physical Review A*, 1(4):1240, 1970.
- [32] Herbert Spohn. *Large scale dynamics of interacting particles*. Springer Science & Business Media, 2012.
- [33] Carlo Boldrighini and Yu M Suhov. One-dimensional hard-rod caricature of hydrodynamics: “navier-stokes correction” for local equilibrium initial states. *Communications in mathematical physics*, 189(2):577–590, 1997.
- [34] Benjamin Doyon and Herbert Spohn. Dynamics of hard rods with initial domain wall state. *Journal of Statistical Mechanics: Theory and Experiment*, 2017(7):073210, 2017.
- [35] Pablo A Ferrari and Stefano Olla. Macroscopic diffusive fluctuations for generalized hard rods dynamics. *arXiv preprint arXiv:2305.13037*, 2023.
- [36] Sahil Kumar Singh, Abhishek Dhar, Herbert Spohn, and Anupam Kundu. Thermalization and hydrodynamics in an interacting integrable system: the case of hard rods. *Journal of Statistical Physics*, 191(6):66, 2024.
- [37] Subhadip Chakraborti, Abhishek Dhar, Sheldon Goldstein, Anupam Kundu, and Joel L Lebowitz. Entropy growth during free expansion of an ideal gas. *Journal of Physics A: Mathematical and*

- Theoretical, 55(39):394002, 2022.
- [38] Saurav Pandey, Junaid Majeed Bhat, Abhishek Dhar, Sheldon Goldstein, David A Huse, Manas Kulkarni, Anupam Kundu, and Joel L Lebowitz. Boltzmann entropy of a freely expanding quantum ideal gas. Journal of Statistical Physics, 190(8):142, 2023.
 - [39] Vir B Bulchandani. Revised enskog equation for hard rods. Journal of Statistical Mechanics: Theory and Experiment, 2024(4):043205, 2024.
 - [40] Friedrich Hübner and Benjamin Doyon. A new quadrature for the generalized hydrodynamics equation and absence of shocks in the lieb-liniger model. arXiv preprint arXiv:2406.18322, 2024.
 - [41] Chaitra Hegde, Sanjib Sabhapandit, and Abhishek Dhar. Universal large deviations for the tagged particle in single-file motion. Physical review letters, 113(12):120601, 2014.
 - [42] Paul L Krapivsky, Kirone Mallick, and Tridib Sadhu. Tagged particle in single-file diffusion. Journal of Statistical Physics, 160:885–925, 2015.
 - [43] Julien Cividini and Anupam Kundu. Tagged particle in single-file diffusion with arbitrary initial conditions. Journal of Statistical Mechanics: Theory and Experiment, 2017(8):083203, 2017.
 - [44] Benjamin Doyon, Gabriele Perfetto, Tomohiro Sasamoto, and Takato Yoshimura. Emergence of hydrodynamic spatial long-range correlations in nonequilibrium many-body systems. Physical Review Letters, 131(2):027101, 2023.
 - [45] Benjamin Doyon, Gabriele Perfetto, Tomohiro Sasamoto, and Takato Yoshimura. Ballistic macroscopic fluctuation theory. SciPost Physics, 15(4):136, 2023.