

LawLuo: A Chinese Law Firm Co-run by LLM Agents

Jingyun Sun¹, Chengxiao Dai², Zhongze Luo¹, Yangbo Chang³, Yang Li^{1,*}

College of Computer and Control Engineering, Northeast Forestry University
Faculty of Information and Communication Technology, Universiti Tunku Abdul Rahman
College of Architecture and Arts Design, Shijiazhuang Tiedao University

Abstract

Large Language Models (LLMs) demonstrate substantial potential in delivering legal consultation services to users without a legal background, attributed to their superior text comprehension and generation capabilities. Nonetheless, existing Chinese legal LLMs **limit interaction to a single model-user dialogue**, unlike the collaborative consultations typical of law firms, where multiple staff members contribute to a single consultation. This limitation prevents an authentic consultation experience. Additionally, extant Chinese legal LLMs suffer from critical limitations: (1) insufficient control over the quality of instruction fine-tuning data; (2) increased model hallucination resulting from users’ ambiguous queries; and (3) a reduction in the model’s ability to follow instructions over multiple dialogue turns. In response to these challenges, we propose a novel legal dialogue framework that leverages the collaborative capabilities of multiple LLM agents, termed **LawLuo**. This framework encompasses four agents: a receptionist, a lawyer, a secretary, and a boss, each responsible for different functionalities, collaboratively providing a comprehensive legal consultation to users. Additionally, we constructed two high-quality legal dialogue datasets, **KINLED** and **MURLED**, and fine-tuned ChatGLM-3-6b using these datasets. We propose a legal query clarification algorithm called **ToLC**. Experimental results demonstrate that LawLuo outperforms baseline LLMs, including GPT-4, across three dimensions: lawyer-like language style, the usefulness of legal advice, and the accuracy of legal knowledge. Our code and datasets are available at <https://github.com/NEFUJing/LawLuo>

1. Introduction

Since the release of ChatGPT, the development of Chinese Large Language Models (LLMs) has advanced rapidly, resulting in the emergence of several influential base models, including ChatGLM (Du et al. 2022), LLaMa (Touvron et al. 2023a), and BaiChuan (Yang et al. 2023). These models excel in fluent Chinese dialogue and comprehension of complex contexts and user intentions. Additionally, domain-specific Chinese LLMs such as Medical LLMs (Yang et al. 2024; Zhang et al. 2023a), Legal LLMs (Huang et al. 2023; Zhou et al. 2024), and Financial LLMs (Zhang and

Yang 2023) have emerged, showcasing exceptional domain-specific conversational abilities and meeting diverse user needs.

Chinese Legal LLMs offer users without a legal background timely, accurate, and clear solutions to legal issues, effectively addressing the shortage of legal resources. Recently, notable Chinese Legal LLMs such as LawGPT (Zhou et al. 2024) and lawyer-llama (Huang et al. 2023) have emerged. They leverage extensive Chinese legal dialogue datasets to fine-tune Chinese base large models, resulting in LLMs equipped with comprehensive Chinese legal knowledge and the capability to engage in legal consultation dialogues. Nevertheless, a standalone legal LLM **fall short in simulate the Standard Operating Procedure (SOP) of real-world legal consultations**, thus failing to deliver an authentic consulting experience to users. Additionally, existing LLMs encounter several issues: (1) Users consulting these models often lack a legal background, leading to vague and imprecise queries that exacerbate models’ tendency to produce hallucinations; (2) Despite utilizing large datasets for instruction fine-tuning, current legal LLMs do not sufficiently control for data quality; (3) Existing models employ single-turn legal dialogue data for fine-tuning, neglecting multi-turn dialogue data, which undermines models’ ability to follow instructions after multi-turn conversation.

To address the aforementioned issues, we propose a novel legal dialogue framework, termed **LawLuo**, grounded in LLM multi-agents. Initially, we fine-tune the Chinese base LLM, ChatGLM-3-6b, leveraging our meticulously constructed high-quality legal dialogue dataset, **KINLED**, alongside the multi-turn legal consultation dataset, **MURLED**. Contrary to other models of employing extensive datasets, our findings indicate that fine-tuning with a smaller, high-quality legal dialogue dataset yields superior performance. Subsequently, we design multiple agents—receptionist, lawyer, secretary, and boss—based on the SOP of actual law firms. We design a collaborative framework wherein these agents synergistically handle a user’s legal consultation, thereby enhancing the user consultation experience. We further specialize the roles of lawyer agents via role enhancement (Shao et al. 2023; Wang et al. 2023b), according to different consultation domains. For instance, a corporate lawyer is designated to engage with users seeking advice on corporate law, whereas a traffic accident




Figure 1: To simulate a realistic legal consultation Standard Operating Procedure (SOP), we introduce the LawLuo framework, which encompasses four distinct agents: a receptionist, lawyers, the boss, and a secretary. Each of these agents is driven by language models: the receptionist by RoBERTa, the lawyers by our fine-tuned ChatGLM, the secretary by the base ChatGLM, and the boss by a reward model. These agents work in concert to provide a comprehensive and high-quality legal consultation experience.

lawyer is dedicated to consultations concerning traffic accidents. Moreover, to address users’ imprecise and ambiguous queries, we draw inspiration from the Tree of Clarification (ToC) (Kim et al. 2023) and propose a novel Tree of Legal Clarification (ToLC) algorithm. ToLC employs a retrieve-generate-active choosing process to guide users in refining their legal queries.

Experiment results demonstrate that LawLuo significantly outperforms the baselines across three key dimensions: lawyer-like language style, the utility of legal advice, and the accuracy of legal knowledge. Specifically, LawLuo exhibits a winning rate of 72% against ChatGLM-3-6b, the base LLM we utilized, which underscores the efficacy of our instruction fine-tuning. Remarkably, LawLuo achieves superior performance compared to other legal LLMs while utilizing fewer instruction fine-tuning data, emphasizing the critical role of data quality over quantity. Additionally, our experimental results indicate that LawLuo consistently generates high-quality responses even after multiple dialogue turns, highlighting the importance of using real multi-turn legal consultation data for instruction fine-tuning. Lastly, we confirmed the contribution of each component through a comprehensive ablation study.

Overall, our primary contributions are as follows:

- We propose a legal dialogue framework, LawLuo, based on the collaboration of multiple LLM agents.
- We construct a high-quality dataset, KINLED, for legal

LLM instruction fine-tuning.

- We develop a real-world multi-turn legal consultation dataset, MURLED.
- We introduce an algorithm for clarifying legal queries, ToLD.

2. Related work

Legal Question Answering. Legal Question Answering (LQA) is considered one of the most challenging tasks in legal artificial intelligence due to its flexible input-output requirements. In this task, users ask legal questions, and systems provide detailed answers that meet their expectations. Early LQA systems fall into three main categories: retrieval-based LQA systems (Yoshioka, Aoki, and Suzuki 2021), knowledge-based LQA systems (Taniguchi and Kano 2017), and machine reading comprehension-based LQA systems (Xiao et al. 2021). Significant advancements in Chinese LQA have been driven by datasets like the Chinese Judicial Reading Comprehension dataset (CJRC) (Duan et al. 2019) and the Judicial Examination Chinese QA dataset (JEC-QA) (Zhong et al. 2020). However, early methods struggle to personalize answers. Additionally, many legal consultations require multi-turn dialogues rather than a single question and answer exchange.

In recent years, applying LLM to LQA has shown great promise. Compared to traditional LQA models, LLMs generate personalized responses based on user queries and sup-

port multi-turn dialogues for more precise legal inquiry resolution. LawGPT (Zhou et al. 2024) continuing pre-trains and instruction fine-tunes Chinese-LLaMa-7B (Touvron et al. 2023a), a Chinese base model, with publicly available legal documents and judicial examination data, thereby enhancing its understanding and execution of legal content. LexiLaw¹ fine-tunes ChatGLM-6B with data from Huazhi.com², judicial examination data, and Q&A data with legal references, using Freeze, Lora, and P-Tuning-V2 techniques to boost training efficiency. LawGPT_zh fine-tunes ChatGLM-6B using existing legal datasets and scenario-based Q&A data with statutory references, while lawyer-llama (Huang et al. 2023) uses judicial examination data to fine-tune Chinese-LLaMA-13, enhancing its application of legal knowledge to dialogue scenarios. However, these models only use a single LLM for legal consultations, unlike real-world law firms where multiple staff collaborate on a user’s consultation. This limitation fails to provide users with the most realistic and expected LQA experience. Additionally, while current legal LLMs use numerous fine-tuning datasets, their quality varies significantly, contradicting recent findings that in large model instruction fine-tuning, “less is more” (i.e., data quality is more important than quantity) (Wei et al. 2023b; Xia et al. 2024).

Multi-Agent Collaboration. In LLM-based multi-agent systems, an agent is defined as an autonomous entity capable of perceiving, thinking, learning, making decisions, and interacting with other agents (Xi et al. 2023). Research shows that breaking complex tasks into simpler subtasks and tackling these with agents that have diverse functions can significantly enhance the problem-solving capabilities of LLMs. (Wang et al. 2024). Fundamentally, Retrieval-Augmented Generation (RAG) based on LLMs constitutes a straightforward multi-agent system wherein a retrieval agent is tasked with sourcing relevant knowledge from a vector database, while an LLM agent is responsible for generating responses based on the query and associated knowledge (Louis, van Dijck, and Spanakis 2024). Furthermore, some works have developed more complex multi-agent collaborative systems to address intricate challenges. For instance, (Qian et al. 2023) designed a multi-agent collaborative workflow in which agents assuming roles such as CTO, programmer, designer, and tester work closely together to complete software development and document the development process. (Hemmer et al. 2022) have facilitated the construction of machine learning models through collaboration between multiple agents and humans. Additionally, LLM-based multi-agent systems can also be employed for realistic environment simulation. For example, (Wang et al. 2023a) utilized multiple generative LLM agents in a sandbox environment to simulate consumer behavior in merchandise recommendation scenarios, (Wei et al. 2023a) assigned various roles to agents for the collection and evaluation of multi-party dialogue data, and (Du et al. 2023) leveraged debates among agents with different personalities to enhance the factual accuracy of LLM reasoning.

3. LawLuo Framework for LQA

In real-world scenarios, a consultation in law firms is conducted through the collaboration of multiple staff members, whereas existing legal LLMs generally engage with a user in isolation. To bridge this gap, we introduce a multi-agent collaborative legal dialogue framework, named LawLuo.

Firstly, we perform LoRA fine-tuning on ChatGLM-3-6b using knowledge-intensive dialogue data and real multi-turn dialogue data from a Chinese law firm, resulting in a multi-turn dialogue LLM with a legal background, denoted as $LLM_{Legal} : (s_0, U_{1:T}) \mapsto R_{1:T}$, where $U_{1:T}$ represents the sequence of user queries from the first to the T -th turn, $R_{1:T}$ represents the sequence of model responses, and s_0 represents the initial dialogue state.

Next, we design various agents with different roles, including a receptionist agent responsible for allocating lawyers from different fields based on user queries, lawyer agents for conducting multi-turn LQA with users, a secretary agent for organizing the dialogue between users and lawyers into consultation reports, and a boss agent supervising other agents. Finally, we construct a collaborative framework to guide interactions among these agents, thereby providing users with a high-quality LQA experience.

3.1 Instruction Fine-tuning

Existing LLMs in the legal domain, despite leveraging a substantial volume of dialogue data during the instruction fine-tuning process, frequently contend with quality deficiencies. Figure 2 presents the lawyer consultation data³ utilized by LawGPT_zh and the Baidu Zhidao Q&A data⁴ employed by LexiLaw. It is apparent that the questions’ clarity and the responses’ professionalism in these dialogues are suboptimal, impairing models’ instruction follow capabilities in LQA.

Recent studies indicate that utilizing fewer but higher-quality data can significantly enhance the instruction-following capabilities of LLMs (Wei et al. 2023b; Xia et al. 2024). Consequently, we developed a smaller but higher-quality dataset, termed **Knowledge-INTensive LEgal Dialogue (KINLED)** dataset. Firstly, we screened existing legal dialogue datasets, discarding lower-quality dialogues and retaining those of higher-quality. Moreover, to enhance the model’s application of critical legal terminologies, we constructed legal term and explanation dialogue data. Additionally, to improve the model’s understanding of significant charges and legal provisions, we created legal judgment dialogue and judicial interpretation dialogue. The KINLED dataset construction employed the self-instruct strategy, with specific construction details provided in Appendix A. Table 1 presents the statistical information of the KINLED dataset.

The existing legal LLMs have all been fine-tuned using single-turn dialogue data, which hinders their ability to follow instructions in multi-turn dialogue scenarios. To address this limitation, we constructed a fine-tuning dataset based on 3,260 anonymized multi-turn legal consultations from a law firm, termed **MUltiple Rounds LEgal Dialogue (MURLED)**. Figure 3 presents an example of a multi-turn

¹<https://github.com/CSHaitao/LexiLaw>

²<https://www.66law.cn/>

³<https://github.com/liuhuanyong/CrimeKgAssitant>

⁴https://pan.baidu.com/s/18Lwq16VB0wBD_qLb3i33g

Legal consultation data used by LawGPT_zh	
Q: 我要离婚(I want a divorce)	A: 现在就可以离婚(You can get a divorce right now)
Q: 和未成年人性发生关系, 要坐牢吗? (Will I go to jail for having a relationship with a minor female?)	A: 双方自愿就没有事(If both parties consent, there will be no issue)
Q: 撞死人逃跑怎么处理? (What will happen if I hit someone with my car and flee the scene?)	A: 等待警察处理(Wait for the police to handle it)
Data from Baidu Zhidao used by LexiLaw	
Q: 基本保险金额是什么意思(What does basic insurance amount mean?)	A: 基本保险金额是保单上明确标注的金额...(The basic insurance amount is the amount explicitly stated on the policy...)
Q: 贷款买养老保险如何办理? (How to apply for a loan to purchase pension insurance?)	A: 担保贷款主要是针对中断缴纳基本养老保险费的接近退休年龄无力续保的困难(Assistance and Guarantee Loans are primarily aimed at individuals nearing retirement age who have interrupted their basic pension insurance payments and...)
Q: 儿子不履行赡养义务是不是要判刑? (Can my son be sentenced for failing to fulfill his duty of support?)	A: 现在是什么情况了(What's the situation now?)

Figure 2: Examples of dialogue data used for instruction fine-tuning of existing Chinese legal LLMs. The upper section shows legal consultation data used by LawGPT_zh, while the lower section displays Q&A data from Baidu Zhidao used by LexiLaw. It is evident from these examples that the professionalism of both the questions and answers is relatively low.

Composition	No. Dialogue Entries
Legal Term Explanation Dialogue	3,125
Legal Judgment Dialogue	533
Judicial Interpretation Dialogue	4,382
Scenario Q&A Based on Legal Grounds	3,026
Single-Turn Legal Dialogue	995
Judicial Examination Dialogue	985

Table 1: Statistical information of the **K**nowledge-**I**ntensive **L**egal **D**ialogue (KINLED) dataset we constructed. The legal term and explanation dialogues, legal judgment dialogues, as well as judicial interpretation dialogues, were created by us, while the other dialogues were selected from existing works.

dialogue from MURLED, demonstrating the clarity of the questions and the professionalism of the responses.

We use KINLED and MURLED to fine-tune ChatGLM-3-6b, a Chinese base LLM. To mitigate the risk of overfitting, we incorporated general conversational data from Alpaca-GPT4⁵, which comprises 52,000 generic Chinese dialogues, into the instruction fine-tuning process. To expedite the fine-tuning of the model and reduce reliance on computational resources, we employed the LoRA fine-tuning strategy, as illustrated in Equation 1:

$$\theta_{Legal} = LoRA \left(\theta, \left\{ (s_0^n, U_{1:T}^n, R_{1:T}^n)_{n=1}^N \right\} \right) \quad (1)$$

where θ represents the initial parameters of ChatGLM-3-6b, while θ_{Legal} denotes the parameters of our fine-tuned legal

⁵<https://www.modelscope.cn/datasets/AI-ModelScope/alpaca-gpt4-data-zh/summary>


A multi-turn dialogue		English Translation
	<p>律师您好, 我在半个月前发现丈夫出轨了, 我们在争吵过程中他羞辱了我, 我想请问这种情况下我能获得哪些赔偿? 如果离婚的话, 我能否要求精神赔偿?</p> <p>您好, 出轨和家暴是离婚的法律理由, 因此您完全可以提起离婚诉讼。但是, 您要尽可能地收集对方出轨和家暴的证据, 例如通话记录、医疗报告或者照片等。因为法院需要根据这些证据来判定对方出轨和家暴的真实性。另外, 您可以提出精神赔偿, 但是具体的赔偿数额还应根据案件情况由法院最终确定。</p> <p>我们名下有两套房子还有一些财产, 我们还有一个孩子, 那么遇到这种情况下我能否要求他净身出户, 财产和孩子都归我?</p> <p>您好, 通常法院会优先考虑孩子的最佳利益, 您作为本案中的无过错方, 获得抚养权的可能性较大。此外, 由于您丈夫的过错行为, 在财产分割上法院会对您进行倾斜, 因此您会分割到更多的财产。</p>	<p>I discovered half a month ago that my husband was having an affair. During our argument, he committed domestic violence against me. I would like to ask if I can file for divorce under these circumstances? If I proceed with the divorce, can I request compensation for emotional distress?</p> <p>Infidelity and domestic violence are legal grounds for divorce, so you can definitely file for divorce. However, you should try to gather as much evidence of your husband's infidelity and domestic violence as possible, such as call records, medical reports, or photos. The court needs to rely on this evidence to determine the authenticity of the infidelity and domestic violence. Additionally, you can claim compensation for emotional distress, but the specific amount of compensation should ultimately be determined by the court based on the circumstances of the case.</p> <p>We have two houses and some assets under our names, and we also have one child. In this situation, can I demand that he leave with nothing, so that both the property and the child belong to me?</p> <p>typically the court will prioritize the best interests of the child. As the non-fault party in this case, you are likely to obtain custody. Additionally, due to your husband's wrongful behavior, the court will favor you in the division of property, meaning you will receive a larger share of the assets.</p>

Figure 3: An example dialogue from the **M**ultiple **R**ounds **L**egal **D**ialogue (MURLED) dataset. As can be seen, the user's inquiries are clear, and the lawyer's responses are professional.

LLM. Besides, $(s_0^n, U_{1:T}^n, R_{1:T}^n)$ indicates the n -th training sample, and $LoRA(\cdot)$ represents LoRA fine-tuning.

3.2 Agent Definition

We define the following agents based on the Standard Operating Procedures (SOP) of law firms: 1) **Receptionist**, responsible for assigning lawyers to users based on the queries they present. 2) **Lawyers**, engage in multiple rounds dialogue to resolve users' legal issues. 3) **Secretary**, responsible for compiling the dialogues between users and lawyers into consultation reports, and then submitting them to both the users and the boss. 4) **Boss**, charged with evaluating the lawyers and the secretary. Subsequently, we will provide a detailed exposition of these agents.

Receptionist Given the user's initial question u_1 and the initial dialogue state s_0 , the role of the receptionist agent is to assign it a consultation domain label $d \in \mathcal{D}$, as shown in Equation 2:

$$Rec : (u_1, s_0) \mapsto d \in \mathcal{D} \quad (2)$$

where the set \mathcal{D} represents our predefined consultation domains. We adhere to the classification of legal consultation domains as outlined on the HuLaw website⁶, encompassing a total of 16 domains, as depicted in Figure 4. Of these, 15 are common consultation fields, while other less common consultation areas are collectively categorized under "Others".

We use a contrastive trained RoBERTa as the secretary agent. We first crawled 35,060 legal questions with domain tags from HuaLaw web, with the number of questions in each domain illustrated in Figure 4. Subsequently, we used the current question as the anchor, questions from the same domain as positive examples, and questions from different domains as negative examples. We optimized the semantic distance between samples using contrastive loss, as depicted in Equation 3.

$$\mathcal{L} = \frac{1}{N} \sum_{n=1}^N \left[\|\vec{a}_i - \vec{p}_i\|^2 + \max(0, \alpha - \|\vec{a}_i - \vec{n}_i\|)^2 \right] \quad (3)$$

⁶<https://www.66law.cn/>

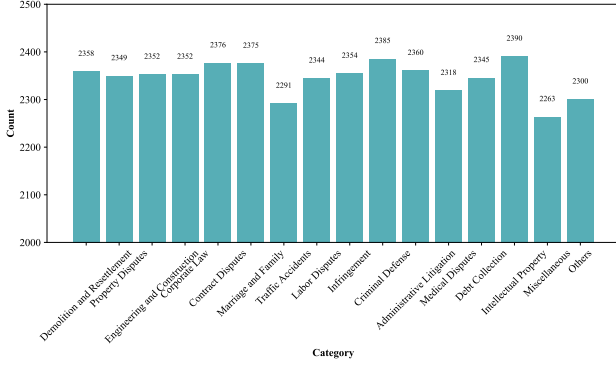


Figure 4: Predefined legal consultation domains and statistical information

where \vec{a}_i represents the embedded representation of the i -th anchor sample, \vec{p}_i denotes the representation of the positive sample from the same domain as the anchor, and \vec{n}_i signifies the embedded representation of the negative sample from a different domain than the anchor. Furthermore, α is the hyperparameter in the contrastive loss, and $\|\cdot\|$ denotes the Euclidean distance. We utilize Lawformer (Xiao et al. 2021) as the embedding model.

Lawyers We utilize the LLM_{Legal} we fine-tuned as the lawyer engine and employ role enhancement to guide LLM_{Legal} in acting as lawyers proficient in various fields. For consultation domain d , the lawyer proficient in that domain is denoted as $Lawyer_d$, as shown in Equation 4

$$Lawyer_d \leftarrow RE_d(LLM_{Legal}) \quad (4)$$

where $RE_d(\cdot)$ represents the prompt function used for role enhancement.

In addition, existing legal LLMs overlook a critical challenge in LQA: the legal questions posed by users are often rough and ambiguous. Directly inputting such questions into the LLM makes it difficult to obtain the desired answers. By contrast, in real-world practice, lawyers typically guide users to clarify their questions, resulting in clear and detailed inquiries. Therefore, we propose the Tree of Legal Clarifications (ToLC) algorithm, which builds on the Tree of Clarifications (ToC) proposed by (Kim et al. 2023). The ToC uses top-K articles from Wikipedia to guide LLM in generating clarification questions. We adapted this by searching for top-K relevant cases from a legal case database to guide LLM in generating necessary legal clarifications. The ToC prunes unhelpful nodes through LLM’s self-verification, while we altered this process to involve active Yes/No answering by users. We believe users understand their own cases better than any language model or external knowledge. In other words, lawyers should guide users in clarifying legal facts, not fabricate the facts involved. Algorithm 1 describes the implementation of ToLC.

Secretary The duty of the secretary agent is organizing the dialogue between the user and the lawyer into a consultation report and then submitting it to both the user and the boss,

Algorithm 1: Tree of Legal Clarifications (ToLC)

Require: User’s query in the t -th round u_t , ChatGPT-4o’s API, lawyer agent $Lawyer_d$, maximum height H , maximum width $K^{(H-1)}$, Case bank \mathcal{C}

Ensure: $Lawyer_d$ ’s response r_t

- 1: Initialize tree $T \leftarrow \{\}$
- 2: $N_1 = root \leftarrow u_t$ \triangleright The root node is numbered 1
- 3: Add N_1 into T
- 4: **for** $h = 1$ to $H - 1$ **do**
- 5: **for** $k = 1$ to $K^{(h-1)}$ **do**
- 6: $i \leftarrow \frac{K^{(h-1)} - 1}{k - 1} + k$ \triangleright Index of the k -th node on the h -th layer.
- 7: $\mathcal{C}_i \leftarrow Retriever(N_i, \mathcal{C})$ \triangleright Retrieve relevant cases from \mathcal{C}
- 8: $Children \leftarrow ChatGPT(N_i, \mathcal{C}_i)$ \triangleright Generate legal elements
- 9: Add $Children$ into T
- 10: **end for**
- 11: **end for**
- 12: $\mathcal{V} \leftarrow User(T)$ \triangleright User actively choose Yes/No nodes
- 13: $r_t \leftarrow Lawyer_d(\mathcal{V})$ \triangleright Lawyer agent generates a response

as shown in Equation 5.

$$Sec : (s_0, U_{1:T}, R_{1:T}) \mapsto r \quad (5)$$

where r denotes the consultation report generated by the secretary agent. We utilize ChatGLM-3-6b as the secretary agent and employ In-Context Learning (ICL) to guide the model in producing consultation reports that meet expectations. We have constructed four standard consultation report samples, as shown in Appendix B, to serve as demonstrations in ICL reasoning.

Boss The boss agent is responsible for evaluating the lawyer and secretary agents. Essentially, the boss agent is a Reward Model (RM). We first train a binary evaluation RM, $RM : o \mapsto y$, where o represents the output of the lawyer or secretary agent, and y represents the RM’s evaluation of o , categorized into “better” and “worse”. The training objective of the RM is to minimize the following loss function:

$$\mathcal{L}_{RM} = -\frac{1}{N} \sum_{i=1}^N [y_i \cdot \log(\hat{y}_i(o_i; \theta_{RM})) + (1 - y_i) \cdot \log(1 - \hat{y}_i(o_i; \theta_{RM}))] \quad (6)$$

where y_i represents the true label of the i -th sample, taking values of either 0 or 1, which correspond to “worse” and “better”, respectively. Besides, $\hat{y}_i(o_i; \theta_{RM})$ denotes the probability that RM predicts the i -th output o_i as “better.”

We employed the PPO algorithm (Wang, He, and Tan 2020) during the reinforcement learning phase, an efficient reinforcement learning method that utilizes RM’s evaluation outcomes to guide the updates of the LLM. This approach further aligns the LLM’s performance with the preferences of human experts (the boss agent).

Based on the definitions of the agents, we constructed a collaborative pipeline designed to imitate the SOP of legal

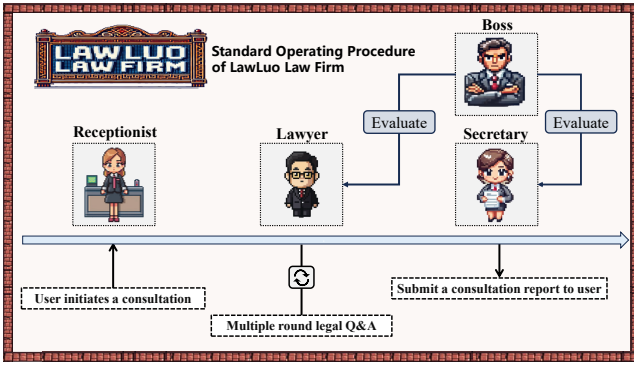


Figure 5: Collaborative workflow of agents designed according to Standard Operating Procedures (SOP) of actual law firms

consultations in real law firms, as illustrated in Figure 5. The pipeline begins with the user initiating a consultation. Subsequently, the receptionist agent refers the user to an appropriate lawyer agent based on the user’s inquiry. The lawyer agent then engages in a dialogue with the user, utilizing the ToLC algorithm to clarify any ambiguous inquiries. Once the consultation concludes, the secretary agent compiling the conversation records between the user and the lawyer agent into a consultation report and submitting it to the user and the boss. The boss agent evaluate the responses generated by the lawyer agent and the reports generated by the secretary agent to optimize the their subsequent outputs.

4. Experimental Setup

All our experiments were conducted on a 40G A100 GPU. The PyTorch 2.3.0 and the HuggingFace Transformers 4.40.0 were used. The learning rate for LoRA fine-tuning was set to 0.00005, with a training batch size of 2, over a total of 3 epochs, and model weights were saved every 1,000 steps. Additionally, the rank of LoRA was set to 16, the alpha parameter was set to 32, and the dropout rate was set to 0.05. The case database used in the ToLC algorithm was sourced from the China Judgments Online website.

5. Results and Analysis

5.1 Results on Single-turn Questions

We follow the current mainstream evaluation methods for large models to assess our LawLuo (Thirunavukarasu et al. 2023; Xiong et al. 2023; Zhang et al. 2023b). We engaged both human experts and GPT-4o to evaluate the model’s performance based on the following criteria: lawyer-like language style, usefulness of legal advice, and accuracy of legal knowledge. We employed pairwise evaluation, where given a response from LawLuo and a baseline response, the better one is selected. Figure 6 shows the win rate of LawLuo compared to baselines. Overall, LawLuo significantly outperforms the baselines. Additionally, as seen in the figure, LawLuo achieved a 72% win rate against ChatGLM-3-6b, demonstrating the effectiveness of our instruction fine-tuning process, given that LawLuo was fine-

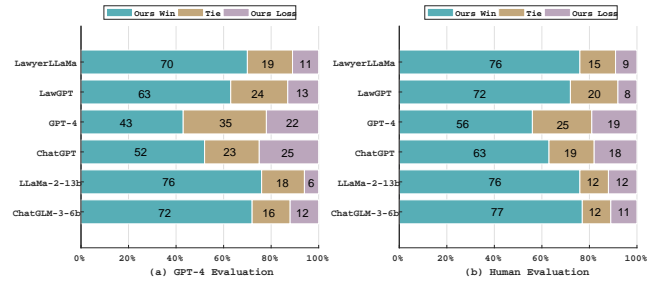


Figure 6: Win rate of LawLuo compared to the baselines

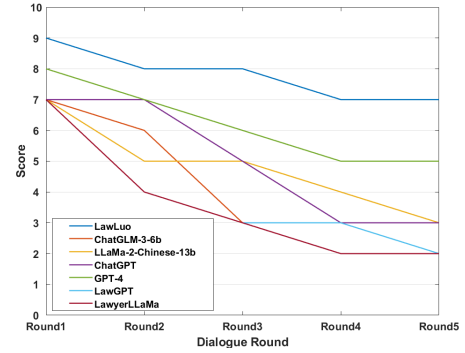


Figure 7: The variation in the quality of model-generated responses with increasing dialogue turns

tuned on ChatGLM-3-6b. Furthermore, the figure indicates that LawLuo outperforms the other two legal large models, LawGPT and LawyerLLaMa. Lastly, even when compared to GPT-4, LawLuo still exhibits a significant advantage.

5.2 Results on Multi-turn Dialogues

This section aims to analyze the advantages of LawLuo in multi-turn dialogue scenarios. We employed GPT-4o to rate the responses generated by the model in each turn of the dialogue, assessing the quality variation of the responses as the number of dialogue turns increased. We set a scoring range of 1-10, using the criteria of lawyer-like language style, the usefulness of legal advice, and the accuracy of legal knowledge as mentioned in Section 5.1. The prompt driving GPT-4o’s scoring is provided in Appendix C. As shown in Figure 7, LawLuo’s responses maintain a high score as the number of dialogue turns increases. This result is primarily attributed to our use of multi-turn dialogue data, enhanced by ChatGPT and sourced from actual law firms, for instruction fine-tuning, as opposed to other legal LLMs that only use single-turn dialogue data.

5.3 Ablation Study

This section aims to validate the contributions of each component within the framework. We continue to use GPT-4o as the evaluator to assess the win rate of LawLuo over ChatGPT after ablation, as illustrated in Figure 8. From the figure, it is evident that the win rate of LawLuo over ChatGPT decreases by 3% after ablating the receptionist agent

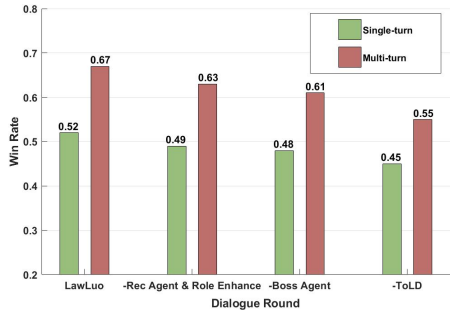


Figure 8: Results of Ablation Experiments

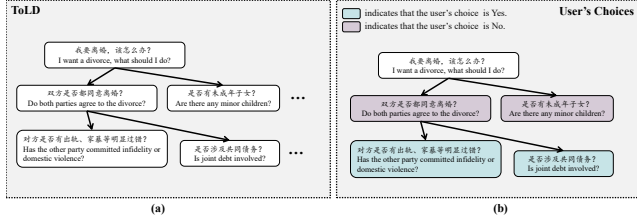


Figure 9: Subfigure (a) presents the clarification tree generated by the ToLD algorithm, while subfigure (b) depicts the outcome after the user has marked the nodes on the tree with Yes/No.

and role enhancement. This result validates our hypothesis that legal LLMs should be assigned different domain-specific roles to provide more targeted answers based on the user’s consultation field. Additionally, the figure shows that the boss agent also contributes to LawLuo’s performance, as it can optimize the responses generated by the lawyer. Finally, we observe a significant decline in model performance after removing the ToLD module. This indicates that clarifying users’ vague and ambiguous queries is crucial for generating high-quality responses in legal question-answering.

5.4 Case Study of ToLD

This section elucidates the contributions of ToLD through a specific case study. We take the query “我要离婚，该怎么办？(I want a divorce, what should I do?)” as an example initiated by a user. The left side of Figure 9 displays the clarifying questions generated by the ToLD algorithm. The results after the user actively marked Yes/No are shown on the right side of Figure 9.

Additionally, the first row of Table 2 in Appendix D presents the answer generated by LawLuo without ToLD, while the second row shows the answer generated by LawLuo with ToLD. It can be observed that ToLD assists legal LLMs in generating more accurate and personalized responses.

6. Discussion

Enlightenment

This study has provided us with several intriguing insights. Firstly, we discovered that omitting continue pre-training

and directly conducting instruction fine-tuning does not impact the effectiveness of the legal LLM. This indicates that the Chinese base model has already acquired a certain degree of legal knowledge during the pre-training phase, obviating the need for additional pre-training with legal corpora. In fact, the pre-training corpora used by many Chinese base models are extraordinarily large and likely encompass a substantial amount of legal text. We also found that the instruction fine-tuning phase does not require tens of thousands or even hundreds of thousands of dialogue data; approximately thousands high-quality legal dialogue data are sufficient to elicit the model’s legal knowledge application capabilities in dialogue scenarios. This paves a new path for the future fine-tuning of legal LLMs. Lastly, the effectiveness of role enhancement and multi-agent collaboration in our method validated our hypothesis that a legal consultation should not be a mere conversational process but a complex task involving multiple business processes.

Limitation and Future Work

Although we observed that the receptionist agent achieved a question classification accuracy rate exceeding 98% in our experiments, any misclassification leads to the lawyer agent continuing the interaction based on the initial error (a matrimonial lawyer could handle legal inquiries related to traffic accidents, albeit with reduced effectiveness). In the future, we plan to design a dynamic receptionist mechanism that reallocates the user to the appropriate lawyer based on conversation content whenever a domain mismatch is detected during the interaction with the legal LLM.

Despite introducing the concept of multi-agent collaboration, not every agent is an LLM, resulting in limited thinking and decision-making capabilities. In the future, we intend to develop a collaborative framework in which all agents are LLMs, thereby enhancing the overall framework’s cognitive and decision-making abilities.

Conclusion

We propose a multi-agent collaboration framework for legal dialogue, termed LawLuo. Experimental results demonstrate that LawLuo outperforms baseline LLMs in three dimensions: lawyer-like language style, the usefulness of legal advice, and the accuracy of legal knowledge. Moreover, it continues to produce high-quality answer even after multiple rounds of dialogue. We contribute two high-quality datasets for legal LLM instruction fine-tuning, KINLED and MURLED. Experimental results indicate that using these datasets can fine-tune more effective legal LLMs.

Acknowledgments

This work is supported by “the Fundamental Research Funds for the Central Universities, xxxx”

References

Du, Y.; Li, S.; Torralba, A.; Tenenbaum, J. B.; and Mor-datch, I. 2023. Improving factuality and reasoning in language models through multiagent debate. *arXiv preprint arXiv:2305.14325*.

- Du, Z.; Qian, Y.; Liu, X.; Ding, M.; Qiu, J.; Yang, Z.; and Tang, J. 2022. GLM: General Language Model Pretraining with Autoregressive Blank Infilling. In *Proceedings of the 60th Annual Meeting of the Association for Computational Linguistics (Volume 1: Long Papers)*, 320–335.
- Duan, X.; Wang, B.; Wang, Z.; Ma, W.; Cui, Y.; Wu, D.; Wang, S.; Liu, T.; Huo, T.; Hu, Z.; et al. 2019. Cjrc: A reliable human-annotated benchmark dataset for chinese judicial reading comprehension. In *Chinese Computational Linguistics: 18th China National Conference, CCL 2019, Kunming, China, October 18–20, 2019, Proceedings 18*, 439–451. Springer.
- Hemmer, P.; Schellhammer, S.; Vössing, M.; Jakubik, J.; and Satzger, G. 2022. Forming Effective Human-AI Teams: Building Machine Learning Models that Complement the Capabilities of Multiple Experts. In *Proceedings of the Thirty-First International Joint Conference on Artificial Intelligence*, 2478.
- Huang, Q.; Tao, M.; Zhang, C.; An, Z.; Jiang, C.; Chen, Z.; Wu, Z.; and Feng, Y. 2023. Lawyer llama technical report. *arXiv preprint arXiv:2305.15062*.
- Kim, G.; Kim, S.; Jeon, B.; Park, J.; and Kang, J. 2023. Tree of Clarifications: Answering Ambiguous Questions with Retrieval-Augmented Large Language Models. In *Proceedings of the 2023 Conference on Empirical Methods in Natural Language Processing*, 996–1009.
- Louis, A.; van Dijk, G.; and Spanakis, G. 2024. Interpretable long-form legal question answering with retrieval-augmented large language models. In *Proceedings of the AAAI Conference on Artificial Intelligence*, volume 38, 22266–22275.
- Qian, C.; Cong, X.; Yang, C.; Chen, W.; Su, Y.; Xu, J.; Liu, Z.; and Sun, M. 2023. Communicative agents for software development. *arXiv preprint arXiv:2307.07924*.
- Shao, Y.; Li, L.; Dai, J.; and Qiu, X. 2023. Character-LLM: A Trainable Agent for Role-Playing. In *Proceedings of the 2023 Conference on Empirical Methods in Natural Language Processing*, 13153–13187.
- Taniguchi, R.; and Kano, Y. 2017. Legal yes/no question answering system using case-role analysis. In *New Frontiers in Artificial Intelligence: JSAI-isAI 2016 Workshops, LENLS, HAT-MASH, AI-Biz, JURISIN and SKL, Kanagawa, Japan, November 14–16, 2016, Revised Selected Papers*, 284–298. Springer.
- Thirunavukarasu, A. J.; Ting, D. S. J.; Elangovan, K.; Gutierrez, L.; Tan, T. F.; and Ting, D. S. W. 2023. Large language models in medicine. *Nature medicine*, 29(8): 1930–1940.
- Touvron, H.; Martin, L.; Stone, K.; Albert, P.; Almahairi, A.; Babaei, Y.; Bashlykov, N.; Batra, S.; Bhargava, P.; Bhosale, S.; et al. 2023a. Llama 2: Open foundation and fine-tuned chat models. *arXiv preprint arXiv:2307.09288*.
- Touvron, H.; Martin, L.; Stone, K.; Albert, P.; Almahairi, A.; Babaei, Y.; Bashlykov, N.; Batra, S.; Bhargava, P.; Bhosale, S.; et al. 2023b. Llama 2: Open foundation and fine-tuned chat models. *arXiv preprint arXiv:2307.09288*.
- Wang, L.; Ma, C.; Feng, X.; Zhang, Z.; Yang, H.; Zhang, J.; Chen, Z.; Tang, J.; Chen, X.; Lin, Y.; et al. 2024. A survey on large language model based autonomous agents. *Frontiers of Computer Science*, 18(6): 186345.
- Wang, L.; Zhang, J.; Chen, X.; Lin, Y.; Song, R.; Zhao, W. X.; and Wen, J.-R. 2023a. Recagent: A novel simulation paradigm for recommender systems. *arXiv preprint arXiv:2306.02552*.
- Wang, Y.; He, H.; and Tan, X. 2020. Truly proximal policy optimization. In *Uncertainty in artificial intelligence*, 113–122. PMLR.
- Wang, Z. M.; Peng, Z.; Que, H.; Liu, J.; Zhou, W.; Wu, Y.; Guo, H.; Gan, R.; Ni, Z.; Zhang, M.; et al. 2023b. Rolellm: Benchmarking, eliciting, and enhancing role-playing abilities of large language models. *arXiv preprint arXiv:2310.00746*.
- Wei, J.; Shuster, K.; Szlam, A.; Weston, J.; Urbanek, J.; and Komeili, M. 2023a. Multi-party chat: Conversational agents in group settings with humans and models. *arXiv preprint arXiv:2304.13835*.
- Wei, L.; Jiang, Z.; Huang, W.; and Sun, L. 2023b. Instructiongpt-4: A 200-instruction paradigm for fine-tuning minigpt-4. *arXiv preprint arXiv:2308.12067*.
- Xi, Z.; Chen, W.; Guo, X.; He, W.; Ding, Y.; Hong, B.; Zhang, M.; Wang, J.; Jin, S.; Zhou, E.; et al. 2023. The rise and potential of large language model based agents: A survey. *arXiv preprint arXiv:2309.07864*.
- Xia, M.; Malladi, S.; Gururangan, S.; Arora, S.; and Chen, D. 2024. Less: Selecting influential data for targeted instruction tuning. *arXiv preprint arXiv:2402.04333*.
- Xiao, C.; Hu, X.; Liu, Z.; Tu, C.; and Sun, M. 2021. Law-former: A pre-trained language model for chinese legal long documents. *AI Open*, 2: 79–84.
- Xiong, H.; Wang, S.; Zhu, Y.; Zhao, Z.; Liu, Y.; Huang, L.; Wang, Q.; and Shen, D. 2023. Doctorglm: Fine-tuning your chinese doctor is not a herculean task. *arXiv preprint arXiv:2304.01097*.
- Yang, A.; Xiao, B.; Wang, B.; Zhang, B.; Bian, C.; Yin, C.; Lv, C.; Pan, D.; Wang, D.; Yan, D.; et al. 2023. Baichuan 2: Open large-scale language models. *arXiv preprint arXiv:2309.10305*.
- Yang, S.; Zhao, H.; Zhu, S.; Zhou, G.; Xu, H.; Jia, Y.; and Zan, H. 2024. Zhongjing: Enhancing the chinese medical capabilities of large language model through expert feedback and real-world multi-turn dialogue. In *Proceedings of the AAAI Conference on Artificial Intelligence*, volume 38, 19368–19376.
- Yoshioka, M.; Aoki, Y.; and Suzuki, Y. 2021. Bert-based ensemble methods with data augmentation for legal textual entailment in collee statute law task. In *Proceedings of the eighteenth international conference on artificial intelligence and law*, 278–284.
- Zhang, H.; Chen, J.; Jiang, F.; Yu, F.; Chen, Z.; Chen, G.; Li, J.; Wu, X.; Zhiyi, Z.; Xiao, Q.; et al. 2023a. HuatuoGPT, Towards Taming Language Model to Be a Doctor. In *Findings of the Association for Computational Linguistics: EMNLP 2023*, 10859–10885.

Zhang, H.; Chen, J.; Jiang, F.; Yu, F.; Chen, Z.; Chen, G.; Li, J.; Wu, X.; Zhiyi, Z.; Xiao, Q.; et al. 2023b. HuatuoGPT, Towards Taming Language Model to Be a Doctor. In *Findings of the Association for Computational Linguistics: EMNLP 2023*, 10859–10885.

Zhang, X.; and Yang, Q. 2023. Xuanyuan 2.0: A large chinese financial chat model with hundreds of billions parameters. In *Proceedings of the 32nd ACM international conference on information and knowledge management*, 4435–4439.

Zhong, H.; Xiao, C.; Tu, C.; Zhang, T.; Liu, Z.; and Sun, M. 2020. JEC-QA: a legal-domain question answering dataset. In *Proceedings of the AAAI conference on artificial intelligence*, volume 34, 9701–9708.

Zhou, Z.; Shi, J.-X.; Song, P.-X.; Yang, X.-W.; Jin, Y.-X.; Guo, L.-Z.; and Li, Y.-F. 2024. LawGPT: A Chinese Legal Knowledge-Enhanced Large Language Model. *arXiv preprint arXiv:2406.04614*.

Appendix

A. Construction of the KINLED Dataset

The KINLED dataset consists of six parts: legal term and explanation dialogues, legal judgment dialogues, judicial interpretation dialogues, scenario-based question-and-answer dialogues with legal grounds, single-round legal consultation dialogues and judicial examination dialogues.

Legal Term and Explanation Dialogue We first obtained 625 legal terms and their corresponding explanations from the Chinese Legal Terminology Compilation website, covering various legal fields such as civil law, criminal law, and jurisprudence. Subsequently, we called the official API of Moonshot AI, using the moonshot-v1-8k model to generate scenario dialogues related to these legal term explanations. To ensure the diversity of the dialogue data, we generated five different contextual question-and-answer pairs for each legal term and its corresponding explanation. The prompts we designed is as shown in Figure 10:

```
{ "role": "system", "content": "你是一个法律专家。",
  "role": "user", "content": "请根据以下法律术语及其解释联想出五个不同的具体情景并提出相关的问题, 然后给出回答。请按以下格式生成内容: \n\n问题1: [问题描述] \n\n回答1: [回答描述] \n\n问题2: [问题描述] \n\n回答2: [回答描述] \n\n问题3: [问题描述] \n\n回答3: [回答描述] \n\n问题4: [问题描述] \n\n回答4: [回答描述] \n\n问题5: [问题描述] \n\n回答5: [回答描述] \n\n法律术语: {term} \n解释: {Explanation}" }
```

Figure 10: Prompt template to guide the moonshot-v1-8k model in generating legal term and explanation dialogues

Legal Judgment Dialogue We obtained 200 representative legal judgments from the China Judgments Online database and performed data cleaning. These documents cover three different types of cases: civil, criminal, and administrative. Subsequently, we utilized the official API of Moonshot AI, employing the moonshot-v1-128k model to generate question-answer dialogues based on these 200 judgment documents. After human expert review, we produced 533 high-quality question-answer dialogues. To ensure diversity in the dialogues, multiple sets of question-

answer pairs were generated for each judgment document. The prompts we designed is as shown in Figure 11:

```
{ "role": "system", "content": "你是一个法律专家。",
  "role": "user", "content": "请阅读以下法律判决书, 根据判决书内容提出五个法律相关的专业问题, 然后给出回答。请按照以下格式生成内容: \n\n问题1: 根据以下判决书内容, [文书内容], [问题描述] \n\n回答1: [回答描述] \n\n问题2: 根据以下判决书内容, [文书内容], [问题描述] \n\n回答2: [回答描述] \n\n问题3: 根据以下判决书内容, [文书内容], [问题描述] \n\n回答3: [回答描述] \n\n问题4: 根据以下判决书内容, [文书内容], [问题描述] \n\n回答4: [回答描述] \n\n问题5: 根据以下判决书内容, [文书内容], [问题描述] \n\n回答5: [回答描述] \n\n文书标题: {title} \n文书类别: {classification} \n文书内容: {contents}" }
```

Figure 11: Prompt template to guide the moonshot-v1-8k model in generating legal judgment dialogues

Judicial Interpretation dialogue We obtained 1,000 judicial interpretations from the official website of the Supreme People’s Court of China, covering various laws and categories. Utilizing the official API of Moonshot AI, we employed the moonshot-v1-128k large language model to generate and refine 4,382 high-quality judicial interpretation dialogues based on these interpretations, with human experts conducting the screening. To ensure the diversity and professionalism of the question-answer data, multiple sets of question-answer dialogues were constructed for each judicial interpretation.

Scenario-based Q&A Dialogue with Legal Grounds

The scenario-based Q&A data with legal references was generated by (Zhou et al. 2024) using ChatGPT, based on the most essential 9,000 legal provisions from the Chinese Legal Handbook. The original dataset comprised 92,000 dialogue samples. We invited human experts to manually screen these samples, resulting in a final collection of 3,026 high-quality scenario-based Q&A pairs.

Single-round Legal Consultation Dialogue The single single-round legal consultation dialogues are derived from real legal consultation questions and relevant legal provisions collected by (Huang et al. 2023). These inputs were processed through GPT-4 to generate single-turn legal consultation dialogues, resulting in a total of 1,000 dialogue samples. We invited human experts to further refine these dialogues, ultimately yielding 995 high-quality dialogue samples.

Judicial Examination Dialogue The judicial examination dialogue data was constructed by (Huang et al., 2023) based on the Chinese judicial examination dataset JEC-QA. They input the questions and answers from JEC-QA into ChatGPT, allowing the model to generate detailed explanations for each answer, ultimately resulting in 1,000 dialogue samples. We invited human experts to screen these dialogue data, and 985 high-quality dialogue samples were obtained.

B. Sample Consulting Report

Figure 12 is a sample consultation report, serving as a demonstration for ICL. This consultation report comprises nine sections: report number, consultation date, client, subject of consultation, purpose of consultation, facts and background, legal analysis, legal advice, and risk warnings.

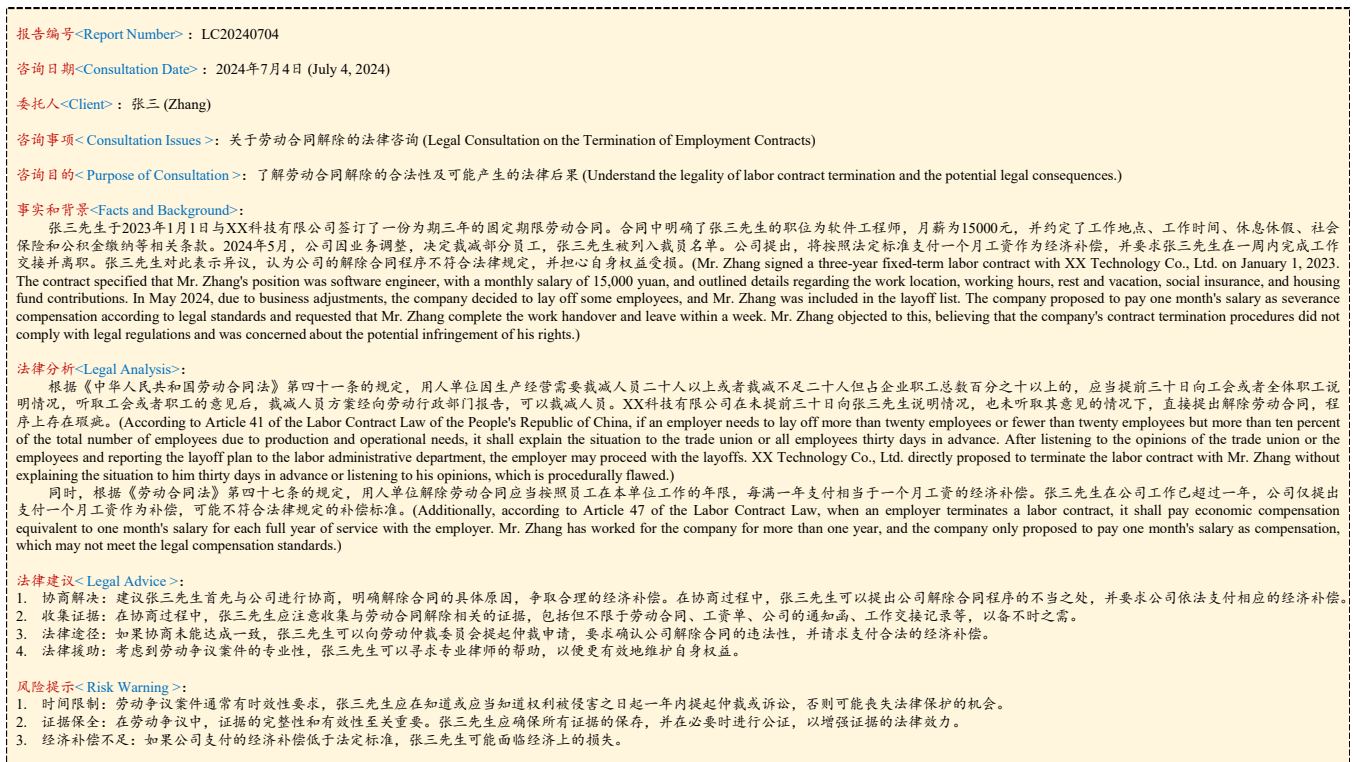


Figure 12: A sample consulting report for in-context learning

C. Prompt Template for Guiding GPT-4o in Scoring

Figure 13 is a prompt template for guiding GPT-4o in scoring.

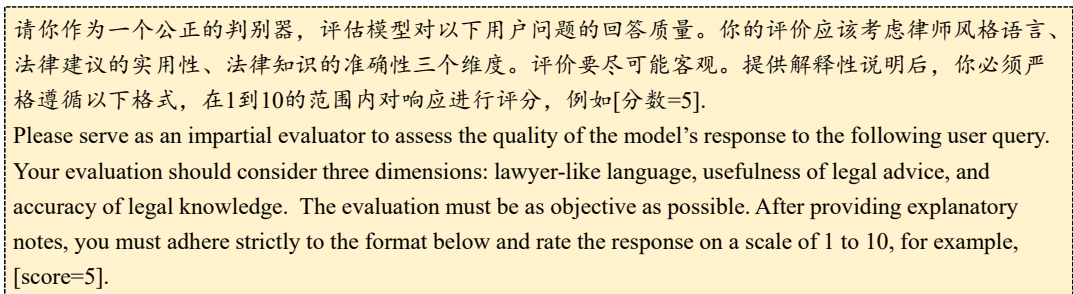


Figure 13: Prompt template for guiding GPT-4o in scoring

D. Case Study of ToLC

w/ ToLD	<p>首先，收集对方出轨的证据，这可能包括通信记录、照片或证人证言等。接着，对你们的共同财务状况进行彻底审计，明确债务的性质、金额和责任分配。尝试与对方协商离婚条件，包括财产分割和债务处理，如果协商失败，准备必要的法律文件，如离婚申请书和财产清单，并向法院提交离婚申请。如果对方不同意离婚，法院可能会介入调解，调解失败则进入正式的法庭程序。在法庭审理中，法官会根据法律规定和你们的具体情况，决定财产和债务的分割方式。一旦法院作出离婚判决，遵守判决内容，处理财产分割和债务偿还等后续事宜。在整个过程中，保持冷静和理智，避免情绪化决策，并确保在专业法律人士的帮助下保护自己的权益。(First, gather evidence of the partner's infidelity, which may include communication records, photos, or witness testimonies. Then, conduct a thorough audit of your joint financial situation to clarify the nature, amount, and allocation of debts. Attempt to negotiate divorce terms with the partner, including property division and debt handling. If negotiations fail, prepare the necessary legal documents, such as the divorce petition and property inventory, and file for divorce in court. If the partner disagrees with the divorce, the court may intervene for mediation. If mediation fails, the case will proceed to a formal court hearing. During the trial, the judge will decide the division of property and debts based on legal provisions and your specific circumstances. Once the court issues a divorce decree, comply with the decree's contents and handle subsequent matters such as property division and debt repayment. Throughout the process, remain calm and rational, avoid emotional decisions, and ensure the protection of your rights with the help of professional legal experts.)</p>
w/o ToLD	<p>离婚是一个重要的决定，涉及到情感、法律和财务等多个方面。以下是一些基本步骤，但请注意，具体情况可能因地区和个人情况而异，最好咨询专业的法律顾问：沟通与协商：首先尝试与配偶进行沟通，看是否能够就离婚达成共识，包括财产分割、子女抚养等问题。咨询律师：在正式提出离婚前，咨询专业的离婚律师，了解你所在地区的具体法律规定和程序。准备文件：根据律师的建议，准备必要的文件，如离婚协议书、财产清单等。提交申请：向法院或相关部门提交离婚申请，并按照规定提供相应的证据和文件。等待审理：法院将对离婚申请进行审理，可能包括调解程序。财产分割和子女抚养：根据法院的判决或双方的协议，进行财产分割和确定子女的抚养权。离婚证明：一旦离婚判决生效，你将获得离婚证明。后续调整：离婚后可能需要进行一些后续的调整，如更改个人文件、处理财务事务等。(Getting a divorce is an important decision involving multiple aspects such as emotions, legalities, and finances. The following are some basic steps, but please note that the specifics may vary depending on the region and individual circumstances. It is best to consult a professional legal advisor: 1. Communication and negotiation: First, try to communicate with your spouse to see if a consensus on divorce can be reached, including issues like property division and child custody. 2. Consult a lawyer: Before formally filing for divorce, consult a professional divorce lawyer to understand the specific legal regulations and procedures in your area. 3. Prepare documents: According to the lawyer's advice, prepare the necessary documents, such as a divorce agreement and a property list. 4. Submit the application: Submit the divorce application to the court or relevant department, and provide the required evidence and documents as requested. 5. Wait for the hearing: The court will review the divorce application, which may include mediation procedures. 6. Property division and child custody: Based on the court's judgment or the agreement between the parties, proceed with the property division and determine child custody. 7. Divorce certificate: Once the divorce decree takes effect, you will receive a divorce certificate. 8. Post-divorce adjustments: After the divorce, some follow-up adjustments may be needed, such as updating personal documents and handling financial matters.)</p>

Table 2: The first row presents the answer generated by LawLuo with (w/) ToLD, while the second row presents the answer generated by LawLuo without (w/o) ToLD.