

SLOWFAST-LLaVA: A STRONG TRAINING-FREE BASELINE FOR VIDEO LARGE LANGUAGE MODELS

Mingze Xu*, Mingfei Gao*, Zhe Gan, Hong-You Chen, Zhengfeng Lai,
Haiming Gang, Kai Kang, Afshin Dehghan

Apple

{mingze_xu2, mgao22, z_gan, kai_kang, adehghan}@apple.com

ABSTRACT

We propose **SlowFast-LLaVA** (or **SF-LLaVA** for short), a training-free video large language model (LLM) that can jointly capture detailed spatial semantics and long-range temporal context without exceeding the token budget of commonly used LLMs. This is realized by using a two-stream SlowFast design of inputs for Video LLMs to aggregate features from sampled frames in an effective way. Specifically, the Slow pathway extracts features at a low frame rate while keeping as much spatial detail as possible (*e.g.*, with 12×24 tokens), and the Fast pathway operates on a high frame rate but uses a larger spatial pooling stride (*e.g.*, downsampling $6\times$) to focus on the motion cues. As a result, this design allows us to adequately capture both spatial and temporal features that are beneficial for detailed video understanding. Experimental results show that SF-LLaVA outperforms existing training-free methods on a wide range of video tasks. On some benchmarks, it achieves comparable or even better performance compared to state-of-the-art Video LLMs that are fine-tuned on video datasets. Code has been made available at: <https://github.com/apple/ml-slowfast-llava>.

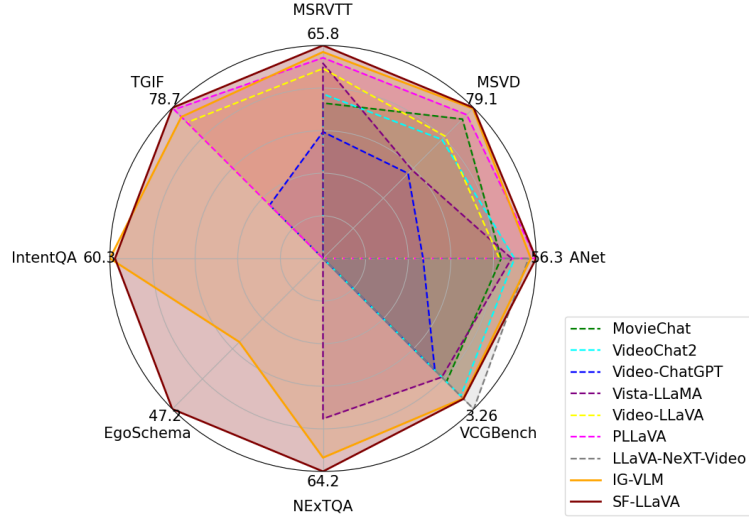


Figure 1: Comparison with state-of-the-art 7B Video LLMs on 8 video benchmarks. Training-free and supervised fine-tuned (SFT) Video LLMs are marked using solid (—) and dashed (---) lines, respectively. SF-LLaVA outperforms existing training-free methods on all benchmarks, and achieves even better results compared to most SFT methods that are fine-tuned on video datasets.

1 INTRODUCTION

Video large language models (LLMs) process video inputs and generate coherent and contextually appropriate responses to user commands by using a pre-trained LLM (Achiam et al., 2023; Chiang et al., 2023; Touvron et al., 2023b; Jiang et al., 2024). Although achieving convincing results, most

*Mingze Xu and Mingfei Gao contributed equally.

Video LLMs (Maaz et al., 2024b; Lin et al., 2023; Xu et al., 2024; Zhang et al., 2024b) are fine-tuned on large-scale labeled video datasets, leading to high computational and labeling cost. Recently, training-free methods (Kim et al., 2024; Wu, 2024; Zhang et al., 2024b) have been proposed as a simple and highly cost-efficient solution. They directly use well-trained Image LLMs for video tasks without additional fine-tuning and demonstrate encouraging performance. However, most existing Video LLMs have two main drawbacks: (1) they work effectively only with a limited number of frames as inputs (*e.g.*, 6 for IG-VLM (Kim et al., 2024) and 16 for PLLaVA (Xu et al., 2024)), making them difficult to capture fine-grained spatial and temporal content throughout the video, and (2) they simply feed the video features into an LLM without a proper temporal modeling design and fully rely on the capability of the LLM to model the motion patterns.

We present **SlowFast-LLaVA** (or **SF-LLaVA** for short), a training-free Video LLM that is built upon LLaVA-NeXT (Liu et al., 2024) without further fine-tuning. Inspired by the successful two-stream networks (Simonyan & Zisserman, 2014; Feichtenhofer et al., 2019) for action recognition, we propose a new SlowFast design of inputs for Video LLMs to capture both detailed spatial semantics and long-range temporal context. Specifically, the Slow pathway extracts features at a low frame rate while keeping spatial information at a higher resolution (*e.g.*, 8 frames each with 24×24 tokens), and the Fast pathway operates on a high frame rate but uses an aggressive spatial pooling stride (*e.g.*, downsampling each frame to 4×4 tokens) to focus on motion cues. SF-LLaVA combines the “Slow and Fast features” together as an effective video representation for various tasks. SF-LLaVA has two main advantages over prior work. First, it integrates complementary features from the slowly changing visual semantics and rapidly changing motion dynamics, providing a comprehensive understanding of videos. Second, the dual-pathway design balances the modeling capability and computational efficiency, and enables us to input more video frames to preserve adequate details.

SF-LLaVA takes a video as input by uniformly sampling a large number of frames (denoted as N) to maintain as much detail as possible. Frame features \mathbf{F}_v are extracted independently via a visual encoder (*e.g.*, CLIP-L (Radford et al., 2021)) followed by a visual-language adaptor for feature alignment. Then, the features \mathbf{F}_v are fed into the Slow and Fast pathways separately. The Slow pathway uniformly samples $N^{\text{slow}} \ll N$ features from \mathbf{F}_v . Prior work (Xu et al., 2024) found that properly pooling frame features can improve both efficiency and robustness. We follow them to aggregate features in the Slow pathway by using a pooling with a small stride (*e.g.*, 1×2) over the spatial dimensions. The Fast pathway takes all $N^{\text{fast}} = N$ features and performs a more aggressive spatial pooling of each frame to focus on a finer temporal resolution. Finally, visual tokens from both pathways are concatenated and fed into the LLM to generate the answer.

We extensively evaluate SF-LLaVA on 3 video tasks (*i.e.*, Open-Ended VideoQA, Multiple Choice VideoQA, and Text Generation) with 8 benchmark, including videos from various types (*e.g.*, first- and third-person views) and lengths (*e.g.*, short and long videos). Experimental results (as shown in Fig. 1) show that SF-LLaVA outperforms existing training-free methods by a clear margin on all benchmarks, and achieves on-par or even better performance compared to SFT models that have been carefully fine-tuned on video datasets. We also conduct comprehensive ablation studies on our SlowFast design recipe, which hopefully provide some valuable insights for future work.

2 RELATED WORK

Image Large Language Models. Significant advances have been observed in the development of multimodal large language models (LLMs) (Achiam et al., 2023; Team et al., 2023; McKinzie et al., 2024; Abdin et al., 2024; Liu et al., 2024). As a pioneer work, Flamingo (Alayrac et al., 2022) accepts arbitrarily interleaved visual and text data as inputs and generates text in an open-ended manner. BLIP-2 (Li et al., 2023b) uses pre-trained visual and text models, and bridges the domain gap with the proposed Q-Former. LLaVA(-v1.5/NeXT) (Liu et al., 2023b;a; 2024) achieves remarkable performance by leveraging a simple linear connector or an MLP between visual and text models and designing an efficient instruction following data pipeline assisted with GPT. More recently, MM1 (McKinzie et al., 2024) conducts comprehensive ablation studies on model components and data choices, and offers valuable insights for understanding Image LLMs. There are also efforts to ingest other modalities. Ferret (You et al., 2023; Zhang et al., 2024a) focuses on the box/shape modality and enhances a model’s language grounding capability at any granularity. 3D-LLM (Hong et al., 2023) enables open-ended question answering in 3D by injecting 3D representations into an LLM. 4M (Mizrahi et al., 2023; Bachmann et al., 2024) presents a general any (modality) to any (modality) framework with strong out-of-box perceptual and generative capabilities.

Video Large Language Models. With the rapid development of LLMs (Achiam et al., 2023; Team et al., 2023; Chiang et al., 2023; Touvron et al., 2023a;b), there is increasing interest in generalist video models that can perform a wide range of video tasks. Video-ChatGPT (Maaz et al., 2024b) extracts per-frame features then aggregates them by using two spatial and temporal pooling operations before inputting them to an LLM. VideoChat (Li et al., 2023c) encodes a video as both video text descriptions and video appearance embeddings. Video-LLaVA (Lin et al., 2023) pre-aligns the image and video encoders, and learns a shared projector to project them to the language space. PLLaVA (Xu et al., 2024) achieves convincing performance by fine-tuning a pre-trained Image LLM on video understanding data. LLaVA-NeXT-Video (Zhang et al., 2024b) improves LLaVA-NeXT (Liu et al., 2024) by fine-tuning it on video data, and its DPO version (Zhang et al., 2024b) further aligns the model responses with AI feedbacks.

Training-Free Video LLMs are built upon Image LLMs and require no additional fine-tuning to work for video scenarios. FreeVA (Wu, 2024) explores different temporal aggregation methods and effectively pools video features before sending them to an LLM. IG-VLM (Kim et al., 2024) assembles multiple video frames into an image grid and uses the Image LLM as it is on the image grid for video tasks. These training-free models show encouraging results on various benchmarks, but they have two main drawbacks. First, they can only successfully process a few frames from a video (e.g., 4 frames in FreeVA and 6 frames in IG-VLM), which limits them to work only for short and simple videos. Second, they simply ingest the video features and fully rely on the capability of the LLMs to capture the temporal dependency along the video. In this paper, we propose a new SlowFast design to capture both detailed spatial and temporal cues for video understanding by effectively and efficiently taking more frames (e.g., 50) as inputs.

3 SLOWFAST-LLAVA

We introduce a training-free Video LLM, named **SlowFast-LLaVA** (or **SF-LLaVA** for short), based on the LLaVA-NeXT (Liu et al., 2024), as shown in Fig. 2. Inspired by (Simonyan & Zisserman, 2014; Feichtenhofer et al., 2019) for action recognition, we propose a SlowFast design that uses two-stream inputs for Video LLMs to jointly capture detailed spatial semantic and long-range temporal context without exceeding the token budget of commonly used LLMs. (e.g., 4096 in Vicuna-v1.5). Specifically, the Slow pathway includes “high-resolution”¹ but low-frame-rate frame features (e.g., 8 frames each with 12×24 tokens) to capture spatial detail as much as possible, and the Fast pathway includes “low-resolution” but high-frame-rate frame features (e.g., 64 frames each with 4×4 tokens) to model greater temporal context. This design allows us to adequately preserve both spatial and temporal information, and aggregate them together as a powerful video representation.

3.1 PRELIMINARIES: TRAINING-FREE VIDEO LLMs

A training-free Video LLM is built upon a pre-trained Image LLM *without further fine-tuning on any data*. It saves significant computation resources and model training time, and offers a greater flexibility that can be quickly adapted into different application scenarios. The main effort of this research direction is to improve the visual representation (e.g., organizing sampled frames (Kim et al., 2024) or incorporating textual descriptions (Zhang et al., 2023a)) and effectively leveraging the knowledge of a pre-trained LLM to better fit into the video tasks.

Given a video \mathbf{V} , a frame sampler first selects N key frames (denoted as \mathbf{I}).² The sampled frames are either arranged to a combined image grid (Kim et al., 2024) or treated independently (Wu, 2024; Zhang et al., 2024b) as the inputs to the model. Video features are extracted as $\mathbf{F}_v = \text{Visual}_{\text{enc}}(\mathbf{I})$, where $\text{Visual}_{\text{enc}}$ is an image-based visual encoder, such as CLIP-L (Radford et al., 2021).³ Note that IG-VLM (Kim et al., 2024) uses the AnyRes (Liu et al., 2024) technique to extract features from a combined image grid, and most other methods, such as FreeVA (Wu, 2024), extracts features from each frame independently. Before inputting the video features \mathbf{F}_v into the LLM, a feature aggregator, $\mathbf{F}_v^{\text{aggr}} = \text{Aggregator}(\mathbf{F}_v)$, is usually used to aggregate visual features using pre-defined pooling operations. This stage aims to (1) leverage the temporal prior knowledge for better

¹We mean “high- or low-resolution” frames by their number of tokens after the visual encoder and pooling, such as 24×24 or 4×4 , not the raw image size. We extract features for all frames in size of 336×336 .

²Most existing methods uniformly sample frames from a video for both effectiveness and simplicity.

³An Image LLM usually has a projector, such as MLPs, between its visual encoder and the LLM to align the visual and text modalities. Unless noted otherwise, we extract the features after the projector.

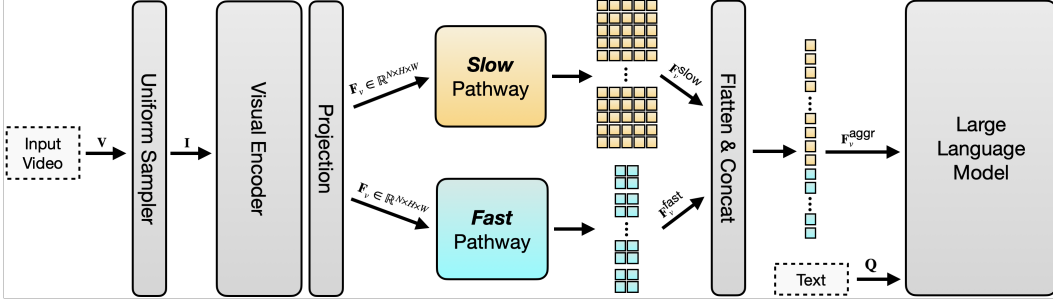


Figure 2: *Visualization of SlowFast-LLaVA*, which is a training-free model built upon LLaVA-NeXT without further fine-tuning. The Slow pathway (in color yellow) extracts features at a low frame rate while keeping as much spatial detail as possible with more tokens, and the Fast pathway (in color blue) operates on a high frame rate but applies a larger spatial pooling stride to focus on the motion cue. This design allows us to adequately preserve adequate spatial and temporal information, and aggregate them together as an effective representation for detailed video understanding.

video representation and (2) reduce the number of video tokens to avoid exceeding the LLM’s token limit. Finally, the aggregated video features $\mathbf{F}_v^{\text{aggr}}$ and the question \mathbf{Q} are fed into the LLM to get a corresponding answer, as shown in Eq. 1.

$$\mathbf{A} = \text{LLM}(\text{Prompt}, \text{Aggregator}(\text{Visual}_{\text{enc}}(\mathbf{I})), \mathbf{Q}), \quad (1)$$

where **Prompt** denotes the system prompt or the instruction that is used to properly guide an LLM for obtaining desirable answers. Since training-free Video LLMs directly use an image-based vision-language model (VLM) for video understanding, it is essential to modify the original prompt to accommodate the change from image to video scenarios. We will experiment for different prompts and show the importance of using a proper instruction design for Video LLMs in Sec. 4.5.

3.2 SLOWFAST ARCHITECTURE

As shown in Fig. 2, our SF-LLaVA follows the standard training-free Video LLM pipeline. It takes a video \mathbf{V} and a question \mathbf{Q} as inputs, and outputs an answer \mathbf{A} , in response to \mathbf{Q} . For the input, we uniformly sample N frames, $\mathbf{I} = \{I_1, I_2, \dots, I_N\}$, from each video in an arbitrary size and length, without special frame assembling. The video features are extracted frame by frame independently as $\mathbf{F}_v \in \mathbb{R}^{N \times H \times W}$, where H and W are the height and width of the frame feature. Then, we further process \mathbf{F}_v in two streams (*i.e.*, the Slow and Fast pathways as follows), and combine them together as an effective video representation.

The Slow pathway uniformly samples N^{slow} frame features from \mathbf{F}_v , where $N^{\text{slow}} \ll N$ since it operates on a low frame rate. Since prior work (Xu et al., 2024) found that pooling “properly” (*e.g.*, stride 2×2) along the spatial dimension improves both the efficiency and robustness, we reserve the opportunity to apply the pooling over \mathbf{F}_v with stride $\sigma_h \times \sigma_w$ and gets the final feature $\mathbf{F}_v^{\text{slow}} \in \mathbb{R}^{N^{\text{slow}} \times H^{\text{slow}} \times W^{\text{slow}}}$, where $H^{\text{slow}} = H/\sigma_h$ and $W^{\text{slow}} = W/\sigma_w$. The whole process of the Slow pathway can be summarized in Eq. 2.

$$\mathbf{F}_v \in \mathbb{R}^{N \times H \times W} \xrightarrow[\text{temporal downsample}]{\text{spatial pool}} \mathbf{F}_v^{\text{slow}} \in \mathbb{R}^{N^{\text{slow}} \times H^{\text{slow}} \times W^{\text{slow}}} \quad (2)$$

The Fast pathway keeps all frame features from \mathbf{F}_v to capture temporal context as much as possible along the video. Specifically, we aggressively downsample \mathbf{F}_v with a large spatial pooling stride $\gamma_h \times \gamma_w$ and gets the final feature $\mathbb{R}^{N^{\text{fast}} \times H^{\text{fast}} \times W^{\text{fast}}}$, where $N^{\text{fast}} = N$, $H^{\text{fast}} = H/\gamma_h$, and $W^{\text{fast}} = W/\gamma_w$. We set $H^{\text{fast}} \ll H$ and $W^{\text{fast}} \ll W$ to make the Fast pathway to focus on modeling the temporal context and motion cues. Formally, the whole process of the Fast pathway is as in Eq. 3.

$$\mathbf{F}_v \in \mathbb{R}^{N \times H \times W} \xrightarrow{\text{spatial pool}} \mathbf{F}_v^{\text{fast}} \in \mathbb{R}^{N^{\text{fast}} \times H^{\text{fast}} \times W^{\text{fast}}}, \text{ where } N^{\text{fast}} = N \quad (3)$$

Finally, the aggregated video feature is obtained by $\mathbf{F}_v^{\text{aggr}} = [\text{flat}(\mathbf{F}_v^{\text{slow}}), \text{flat}(\mathbf{F}_v^{\text{fast}})]$, where flat and $[\cdot]$ indicate the flatten and concatenation operations, respectively. As the equation implies,

we do not use any special tokens in $\mathbf{F}_v^{\text{aggr}}$ to separate the Slow and Fast pathways. Thus, SF-LLaVA uses $N^{\text{slow}} \times H^{\text{slow}} \times W^{\text{slow}} + N^{\text{fast}} \times H^{\text{fast}} \times W^{\text{fast}}$ video tokens in total.

The visual features $\mathbf{F}_v^{\text{aggr}}$ will be concatenated with the text tokens (including both prompt and question) as the inputs to the LLM as in Eq. 1. An overview of our SlowFast pipeline is summarized as in Eq. 4, where `Slow` and `Fast` indicate our Slow and Fast aggregation pipelines as above.

$$\mathbf{A} = \text{LLM}(\text{Prompt}, [\text{Slow}(\mathbf{F}_v), \text{Fast}(\mathbf{F}_v)], \mathbf{Q}), \text{ where } \mathbf{F}_v = \text{Visual}_{\text{enc}}(\mathbf{I}) \quad (4)$$

4 EXPERIMENTS

4.1 BENCHMARKS AND METRICS

Open-Ended VideoQA expects the model to generate answers in freestyle in response to a question for a video. We include MSVD-QA (Chen & Dolan, 2011), MSRVT-QA (Xu et al., 2016), TGIF-QA (Li et al., 2016) and ActivityNet-QA (or ANet-QA in tables) (Yu et al., 2019) as the benchmarks for this task. Except for ActivityNet-QA, we follow prior work (Maaz et al., 2024b) and report the performance on the validation set. We use the GPT-assisted evaluation to assess the accuracy (accuracy with the answer being true or false) and the quality (score ranging from 0 to 5) of the models. As pointed out by FreeVA (Wu, 2024) different GPT versions can significantly impact the results, we report to use GPT-3.5-Turbo-0125 to perform a fair comparison.

Multiple Choice VideoQA presents a set of multiple choice options to Video LLMs and evaluates their capability of picking the correct choice. Specifically, we evaluate our model on NExTQA (Xiao et al., 2021), EgoSchema (Mangalam et al., 2024) and IntentQA (Li et al., 2023a). The accuracy of selecting the correct answer from the options is used as the evaluation metric.

Text Generation is used to evaluate the text generation performance of a Video LLM, and especially focuses on the following aspects: Correctness of Information (CI), Detail Orientation (DO), Contextual Understanding (CU), Temporal Understanding (TU), and Consistency (CO). We use the VCGBench (Maaz et al., 2024b) to evaluate these tasks and follow its official pipeline to evaluate this capability. Specifically, we use GPT-3.5-Turbo-0125 for evaluation.

4.2 IMPLEMENTATION DETAILS

Experimental Settings. We perform all experiments on a system with 8 Nvidia A100 80G graphics cards. SF-LLaVA is built upon LLaVA-NeXT (Liu et al., 2024) 7B and 34B models. We use their pre-trained weights available on HuggingFace⁴. To deal with long sequences, we follow LLaVA-NeXT-Video (Zhang et al., 2024b) to apply the rotary position embedding (RoPE) (Su et al., 2024), and use the scaling factor of 2, which doubles the context length to 8192 tokens.

Input and Model Settings. SF-LLaVA takes as inputs a video with arbitrary size and length, and uniformly samples $N = 50$ frames as key frames. The key frames are resized to 336×336 , and the visual encoder (*i.e.*, OpenAI’s CLIP-L-14) will output 24×24 tokens for each of them. For the Slow pathway, we uniformly select $N^{\text{slow}} = 10$ frame features from \mathbf{F}_v and pool their extracted features to $10 \times 12 \times 24$; for the Fast pathway, we use features of all frames (*i.e.*, $N^{\text{fast}} = N = 50$) and pool their extracted features to $50 \times 4 \times 4$. Thus, SF-LLaVA uses $10 \times 12 \times 24 + 50 \times 4 \times 4 = 3680$ visual tokens in total, and we choose this as the maximum number since the inference on the SF-LLaVA-34B model already reaches 80G GPU memory. The SlowFast video tokens are then concatenated with the text tokens as inputs to the LLM.

4.3 MAIN RESULTS

Open-Ended VideoQA results are shown in Table 1. SF-LLaVA obtains better performance than existing training-free methods on all benchmarks. Specifically, SF-LLaVA outperforms IG-VLM (Kim et al., 2024) by 2.1% and 5.0% on MSRVT-QA, 5.7% and 1.5% on TGIF-QA, 1.2% and 0.8% on ActivityNet-QA, using 7B and 34B LLMs, respectively. When even compared to state-of-the-art SFT methods, SF-LLaVA achieves on-par results on most benchmarks (*i.e.*, MSVD-QA, MSRVT-QA, and TGIF-QA), and only the results of PLLaVA (Xu et al., 2024) and LLaVA-NeXT-Video-DPO (Zhang et al., 2024b) are better than ours on ActivityNet-QA.

⁴<https://huggingface.co/collections/liuhaotian/llava-16-65b9e40155f60fd046a5ccf2>

Method	LLM Size	Vision Encoder	Open-Ended VideoQA (Accuracy/Score)			
			MSVD-QA	MSRVTT-QA	TGIF-QA	ANet-QA
Video-LLaMA (Zhang et al., 2023b)	7B	CLIP-G	51.6/2.5	29.6/1.8	-	12.4/1.1
Video-LLaMA2 (Cheng et al., 2024)	7B	CLIP-L	70.9/3.8	-	-	50.2/3.3
Video-ChatGPT (Maaz et al., 2024b)	7B	CLIP-L	64.9/3.3	49.3/2.8	51.4/3.0	35.2/2.7
VideoGPT+ (Maaz et al., 2024a)	3.8B	CLIP-L	72.4/3.9	60.6/3.6	74.6/4.1	50.6/3.6
Video-LLaVA (Lin et al., 2023)	7B	ViT-L	70.7/3.9	59.2/3.5	70.0/4.0	45.3/3.3
MovieChat (Song et al., 2023)	7B	CLIP-G	75.2/3.8	52.7/2.6	-	45.7/3.4
MovieChat+ (Song et al., 2024)	7B	CLIP-G	76.5/3.9	53.9/2.7	-	48.1/3.4
VideoChat (Li et al., 2023c)	7B	CLIP-G	56.3/2.8	45.0/2.5	34.4/2.3	26.5/2.2
VideoChat2 (Li et al., 2023d)	7B	UMT-L	70.0/3.9	54.1/3.3	-	49.1/3.3
Vista-LLaMA (Ma et al., 2023)	7B	CLIP-G	65.3/3.6	60.5/3.3	-	48.3/3.3
LLaMA-VID (Li et al., 2023e)	13B	CLIP-G	69.7/3.7	57.7/3.2	-	47.4/3.3
PLLaVA (Xu et al., 2024)	7B	CLIP-L	76.6/4.1	62.0/3.5	77.5/4.1	56.3/3.5
LLaVA-NeXT-Video (Zhang et al., 2024b)	7B	CLIP-L	-	-	-	53.5/3.2
LLaVA-NeXT-Video-DPO (Zhang et al., 2024b)	7B	CLIP-L	-	-	-	60.2/3.5
FreeVA (Wu, 2024)	7B	CLIP-L	73.8/4.1	60.0/3.5	-	51.2/3.5
DeepStack-L (Meng et al., 2024)	7B	CLIP-L	76.0/4.0	-	-	49.3/3.1
LLaVA-NeXT-Image (Zhang et al., 2024b)	7B	CLIP-L	-	-	-	53.8/3.2
IG-VLM (LLaVA-v1.6) (Kim et al., 2024)	7B	CLIP-L	78.8/4.1	63.7/3.5	73.0/4.0	54.3/3.4
SF-LLaVA-7B	7B	CLIP-L	79.1/4.1	65.8/3.6	78.7/4.2	55.5/3.4

(a) All models use 7B or comparable LLMs. SF-LLaVA outperforms state-of-the-art training-free methods by 0.3% on MSVD-QA, 2.1% on MSRVTT-QA, 5.7% on TGIF-QA, and 2.0% on ANet-QA. SF-LLaVA also achieves better performance than most SFT methods on these benchmarks.

Method	LLM Size	Vision Encoder	Open-Ended VideoQA (Accuracy/Score)			
			MSVD-QA	MSRVTT-QA	TGIF-QA	ANet-QA
Video-LLaMA2 (Cheng et al., 2024)	46.7B	CLIP-L	70.5/3.8	-	-	50.3/3.4
PLLaVA (Xu et al., 2024)	34B	CLIP-L	79.9/4.2	68.7/3.8	80.6/4.3	60.9/3.7
LLaVA-NeXT-Video (Zhang et al., 2024b)	34B	CLIP-L	-	-	-	58.8/3.4
LLaVA-NeXT-Video-DPO (Zhang et al., 2024b)	34B	CLIP-L	-	-	-	64.4/3.6
LLaVA-NeXT-Image (Zhang et al., 2024b)	34B	CLIP-L	-	-	-	55.6/3.3
IG-VLM (LLaVA-v1.6) (Kim et al., 2024)	34B	CLIP-L	79.6/4.1	62.4/3.5	79.1/4.2	58.4/3.5
SF-LLaVA-34B	34B	CLIP-L	79.9/4.1	67.4/3.7	80.6/4.3	59.2/3.5

(b) All models use 34B or stronger LLMs. SF-LLaVA outperforms state-of-the-art training-free methods by 0.3% on MSVD-QA, 5.0% on MSRVTT-QA, 1.5% on TGIF-QA, and 0.8% on ANet-QA.

Table 1: *Open-Ended VideoQA results.* **Bold numbers** are the best among training-free methods and underlined numbers are the best among all Video LLMs. Methods below the dashed line (- - -) are the training-free baselines, and others are models fine-tuned on additional video data.

Multiple Choice VideoQA results are shown in Table 2. SF-LLaVA outperforms other training-free methods that use comparable LLMs and visual encoders, such as IG-VLM (Kim et al., 2024) on all benchmarks. Specifically, on the challenging EgoSchema dataset, which involves complex long-form temporal reasoning (Mangalam et al., 2024), SF-LLaVA outperforms IG-VLM by 11.4% and 2.2% when using 7B and 34B LLMs, respectively. This highlights the ability of SF-LLaVA on long-form video understanding. Note that VideoTree (Wang et al., 2024b) is leading the benchmark because it is built upon a proprietary LLM (*i.e.*, GPT-4 (Achiam et al., 2023)) whose performance is much better than the open-sourced LLMs. When compared to SFT methods (Cheng et al., 2024), SF-LLaVA 34B model also achieves better results (+2.5%) on EgoSchema, which confirms the capability of our SlowFast design on long videos.

Text Generation benchmarks are shown in Table 3, where SF-LLaVA-34B outperforms all training-free baselines on average. First, we observe that SF-LLaVA consistently performs worse than LLaVA-NeXT-Image (Zhang et al., 2024b) on Detail Orientation (DO). This is because LLaVA-NeXT-Image takes more “high-resolution” input frames than ours (*i.e.*, 32 frames with 12×12 tokens *v.s.* 10 frames with 12×24 tokens), thus is able to capture more spatial information. Second, SF-LLaVA takes advantage of the SlowFast design to cover a longer temporal context by using even fewer visual tokens (*i.e.*, 4608 tokens *v.s.* 3680 tokens), thus excels in all other tasks, especially in Temporal Understanding (TU). Third, we observe that SF-LLaVA-34B is superior to most SFT methods (*e.g.*, outperforming Video-LLaMA2 (Cheng et al., 2024) +0.1 score on TU and +0.31 score on CO), but only needs to catch up with LLaVA-NeXT-Video-DPO (Zhang et al., 2024b).

4.4 DESIGN CHOICES OF SLOWFAST

We first validate if both the Slow and Fast pathways are essential, and continue to experiment for their design choices respectively. These ablation studies are conducted on ActivityNet-QA (an

Method	LLM Size	Vision Encoder	Multiple Choice VideoQA (Accuracy)		
			NExTQA	EgoSchema	IntentQA
Video-LLaMA2 (Cheng et al., 2024)	7B	CLIP-L	-	<u>51.7</u>	-
MovieChat+ (Song et al., 2024)	7B	CLIP-G	54.8	-	-
Vista-LLaMA (Ma et al., 2023)	7B	CLIP-G	60.7	-	-
DeepStack-L (Meng et al., 2024)	7B	CLIP-L	61.0	<u>38.4</u>	-
IG-VLM (LLaVA-v1.6) (Kim et al., 2024)	7B	CLIP-L	63.1	35.8	60.3
SF-LLaVA-7B	7B	CLIP-L	64.2	47.2	60.1

(a) All models use 7B or comparable LLMs. SF-LLaVA outperforms state-of-the-art training-free methods by 1.1% on NExTQA and 11.4% on EgoSchema.

Method	LLM Size	Vision Encoder	Multiple Choice VideoQA (Accuracy)		
			NExTQA	EgoSchema	IntentQA
Video-LLaMA2 (Cheng et al., 2024)	46.7B	CLIP-L	-	53.3	-
LLoVi (Zhang et al., 2023a)	GPT-3.5	Unknown	67.7	50.3	64.0
VideoAgent (Wang et al., 2024a)	GPT-4	Unknown	71.3	60.2	-
VideoTree (Wang et al., 2024b)	GPT-4	Unknown	73.5	66.2	66.9
IG-VLM (LLaVA-v1.6) (Kim et al., 2024)	34B	CLIP-L	70.9	53.6	65.3
SF-LLaVA-34B	34B	CLIP-L	72.0	55.8	66.5

(b) All models use 34B or stronger LLMs. VideoAgent and VideoTree use proprietary stronger LLMs, thus win the leaderboard. On the other hand, SF-LLaVA outperforms baselines using comparable LLMs.

Table 2: *Multiple Choice VideoQA results.* **Bold numbers** are the best among training-free methods and underlined numbers are the best among all Video LLMs. Methods below the dashed line (- - -) are the training-free baselines, and others are SFT methods fine-tuned by massive video data.

Method	LLM Size	Vision Encoder	Text Generation (Score)					
			CI	DO	CU	TU	CO	Average
Video-LLaMA (Zhang et al., 2023b)	7B	CLIP-G	1.96	2.18	2.16	1.82	1.79	1.98
Video-LLaMA2 (Cheng et al., 2024)	7B	CLIP-L	3.16	3.08	3.69	2.56	3.14	3.13
Video-ChatGPT (Maaz et al., 2024b)	7B	CLIP-L	2.50	2.57	2.69	2.16	2.20	2.42
VideoGPT+ (Maaz et al., 2024a)	3.8B	CLIP-L	3.27	3.18	3.74	2.83	3.39	3.28
MovieChat (Song et al., 2023)	7B	CLIP-G	2.76	2.93	3.01	2.24	2.42	2.67
VideoChat (Li et al., 2023c)	7B	CLIP-G	2.23	2.50	2.53	1.94	2.24	2.29
VideoChat2 (Li et al., 2023d)	7B	UMT-L	3.02	2.88	3.51	2.66	2.81	2.98
Vista-LLaMA (Ma et al., 2023)	7B	CLIP-G	2.44	2.64	3.18	2.26	2.31	2.57
LLaMA-VID (Li et al., 2023e)	13B	CLIP-G	2.96	3.00	3.53	2.46	2.51	2.89
LLaVA-NeXT-Video (Zhang et al., 2024b)	7B	CLIP-L	3.39	3.29	3.92	2.60	3.12	3.26
LLaVA-NeXT-Video-DPO (Zhang et al., 2024b)	7B	CLIP-L	3.64	<u>3.45</u>	<u>4.17</u>	<u>2.95</u>	<u>4.08</u>	<u>3.66</u>
LLaVA-NeXT-Image (Zhang et al., 2024b)	7B	CLIP-L	3.05	3.12	3.68	2.37	3.16	3.07
IG-VLM (LLaVA-v1.6) (Kim et al., 2024)	7B	CLIP-L	3.11	2.78	3.51	2.44	3.29	3.03
SF-LLaVA-7B	7B	CLIP-L	3.09	2.70	3.57	2.52	3.35	3.04

(a) All models use 7B or comparable LLMs. SF-LLaVA is leading the Temporal Understanding (TU) benchmark, which confirms the capability of our SlowFast design on modeling temporal context.

Method	LLM Size	Vision Encoder	Text Generation (Score)					
			CI	DO	CU	TU	CO	Average
Video-LLaMA2 (Cheng et al., 2024)	46.7B	CLIP-L	3.08	3.11	3.64	2.67	3.26	3.15
LLaVA-NeXT-Video (Zhang et al., 2024b)	34B	CLIP-L	3.48	3.37	3.95	2.64	3.28	3.34
LLaVA-NeXT-Video-DPO (Zhang et al., 2024b)	34B	CLIP-L	3.81	<u>3.55</u>	<u>4.24</u>	<u>3.14</u>	<u>4.12</u>	<u>3.77</u>
LLaVA-NeXT-Image (Zhang et al., 2024b)	34B	CLIP-L	3.29	3.23	3.83	2.51	3.47	3.27
IG-VLM (LLaVA-v1.6) (Kim et al., 2024)	34B	CLIP-L	3.11	2.78	3.51	2.44	3.29	3.03
SF-LLaVA-34B	34B	CLIP-L	3.48	2.96	3.84	2.77	3.57	3.32

(b) All models use 34B or stronger LLMs. SF-LLaVA outperforms the state-of-the-art training-free method (LLaVA-NeXT-Image) by +0.05 score on average and gets +0.19 score on CI and +0.26 score on TU.

Table 3: *Text Generation results.* **Bold numbers** are the best among training-free methods and underlined numbers are the best among all Video LLMs. Methods below the dashed line (- - -) are the training-free baselines, and others are SFT methods fine-tuned by massive video data.

Open-Ended VideoQA dataset that contains videos of human activities) and EgoSchema (a Multiple Choice VideoQA dataset requiring long-form understanding of egocentric videos).

Can we remove the Slow pathway? First, we simply remove the Slow pathway, while keeping the Fast pathway as 50 frames, each with 4×4 tokens. Fig. 3 shows that, on all benchmarks, removing Slow pathway (N^{slow} equals to 0) will introduce much lower performance. Second, we validate if the performance gain is caused by the necessity of the Slow pathway or the increased visual tokens brought by using more frames. We test this by gradually increasing N^{fast} from 50 to 225 to compensate for the loss of visual tokens. Results in Table 4 show that using larger N^{fast} generally obtains better results, but the results quickly saturate when N^{fast} is larger than 150. We

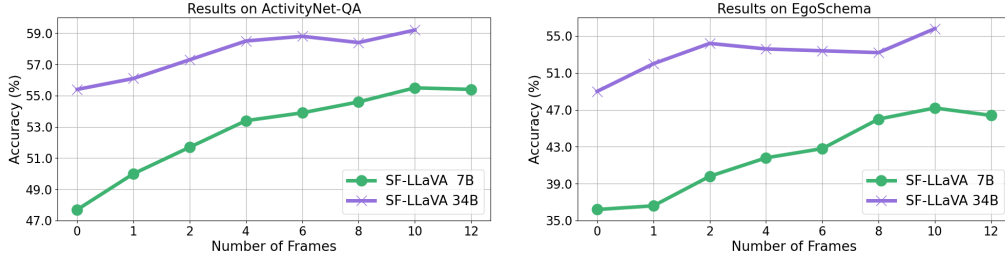


Figure 3: Effect of using different numbers of frames in the Slow pathway.

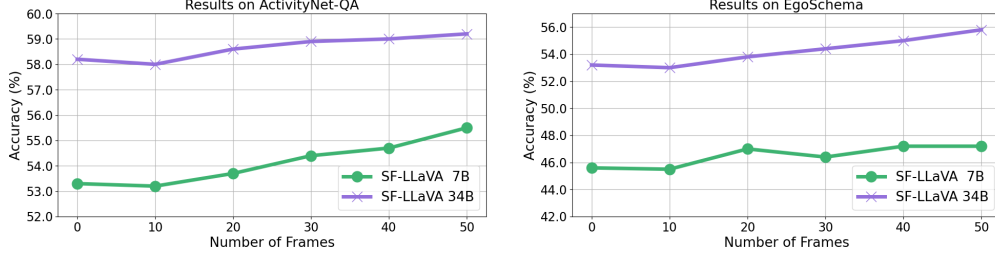


Figure 4: Effect of using different numbers of frames in the Fast pathway.

		Number of Frames in the Fast Pathway					
		100	125	150	175	200	225
SF-LLaVA-7B	ANet-QA	48.8/3.2	49.1/3.2	49.6/3.2	50.0/3.2	49.7/3.2	50.0/3.2
	EgoSchema	36.2	37.0	36.6	36.8	37.0	38.2
SF-LLaVA-34B	ANet-QA	55.6/3.4	55.8/3.4	55.5/3.4	55.1/3.4	55.4/3.4	-
	EgoSchema	49.8	51.4	50.6	52.2	52.0	-

Table 4: Effect of increasing N^{fast} while keeping $N^{\text{slow}} = 0$. Each frame in the Fast pathway outputs 4×4 tokens. The symbol “-” means the setting gets out-of-memory on 80GB GPUs.

also compare the baselines in Table 4, which use $N^{\text{fast}} = 200$, and SF-LLaVA models in Fig. 3 with $N^{\text{slow}} = 8$ and $N^{\text{fast}} = 50$, since these models use comparable number of tokens (3200 v.s. 3104) in total. Results show that SF-LLaVA outperforms this new baseline under all settings (e.g., 54.6% v.s. 49.7% and 46.0% v.s. 37.0% using 7B LLMs on ActivityNet-QA and EgoSchema, respectively). All of the above results demonstrate that it is essential to use the Slow pathway in SF-LLaVA.

Can we remove the Fast pathway? We validate this by removing the Fast pathway while retaining the Slow pathway (having 10 frames, each with 12×24 tokens). Fig. 4 shows that SF-LLaVA with $N^{\text{fast}} = 50$ consistently outperforms this baseline. Similar to the experiments for the Slow pathway, we increase N^{slow} to ensure SF-LLaVA and this new baseline have a comparable number of input video tokens. Specifically, we increase N^{slow} to 12 frames, which is the maximum number of frames that the 34B model can afford under 80GB GPU memory. SF-LLaVA still outperforms this baseline on both ActivityNet-QA (55.5% v.s. 54.1% on 7B model and 59.2% v.s. 58.8% on 34B model) and EgoSchema (47.2% v.s. 46.6% on 7B model and 55.8% v.s. 54.6% on 34B model). We observe that the performance gap is more significant on EgoSchema, since it mostly contains long-form videos and answering the questions requires capturing longer context using the Fast pathway.

Pooling impact on Slow pathway. We analyze the effect of using different pooling strategies over $\mathbf{F}_v^{\text{slow}}$. The Fast pathway is kept as in Sec. 4.2. First, Table 5 (row 1 v.s. others) shows that keeping visual tokens as many as possible is a viable way to obtain better results on average, however, to cover longer context, we can easily reach the limits of an LLM’s context window and the GPU memory (e.g., the 34B model). Second, pooling properly over either the spatial or temporal dimension (e.g., $2 \times$ in row 2 and 4) can also improve the performance (e.g., $\sim 1\%$ on ActivityNet-QA) but using an aggressive pooling can decrease the performance a lot (row 1 v.s. row 6). This also matches the observations in prior work (Xu et al., 2024; Wu, 2024). Third, when preserving the same number of tokens (e.g., row 2 and row 4), spatial pooling is better than temporal pooling, especially on the benchmarks (e.g., EgoSchema) that require strong temporal modeling capabilities.

Number of frames in Slow pathway. We evaluate the effect of using different numbers of frames N_s in the Slow pathway. In particular, we test $N_s \in \{1, 2, 4, 6, 8, 10\}$ as shown in Fig. 3, while keeping $\mathbf{F}_v^{\text{fast}}$ in size of $50 \times 4 \times 4$. Note that we choose the max length to make sure the GPU

Model Size	Output #tokens	ANet-QA	EgoSchema	Model size	Output #tokens	ANet-QA	EgoSchema
7B	$10 \times 24 \times 24$	54.0/3.3	53.2	34B	$10 \times 24 \times 24$	-	-
	$10 \times 12 \times 24$	55.5/3.3	47.2		$10 \times 12 \times 24$	59.2/3.5	55.8
	$10 \times 12 \times 12$	54.7/3.3	39.0		$10 \times 12 \times 12$	58.5/3.5	50.8
	$5 \times 24 \times 24$	54.5/3.3	44.4		$5 \times 24 \times 24$	58.3/3.5	54.4
	$5 \times 12 \times 24$	53.9/3.3	39.4		$5 \times 12 \times 24$	57.2/3.4	51.2
	$5 \times 12 \times 12$	51.4/3.2	36.4		$5 \times 12 \times 12$	55.6/3.4	47.8

(a) Results on SF-LLaVA-7B models.

(b) Results on SF-LLaVA-34B models.

Table 5: *Effect of applying different pooling strategies on the Slow pathway of SF-LLaVA*, where symbol “-” means the model inference gets out-of-memory on 80GB GPUs under this setting.

Model Size	Output #tokens	ANet-QA	EgoSchema	Model Size	Output #tokens	ANet-QA	EgoSchema
7B	$50 \times 8 \times 8$	54.9/3.3	48.6	34B	$50 \times 8 \times 8$	-	-
	$50 \times 4 \times 8$	55.0/3.3	46.8		$50 \times 4 \times 8$	-	-
	$50 \times 6 \times 6$	55.2/3.3	46.2		$50 \times 6 \times 6$	-	-
	$50 \times 3 \times 6$	54.9/3.3	46.6		$50 \times 3 \times 6$	58.5/3.5	55.3
	$50 \times 4 \times 4$	55.5/3.3	47.2		$50 \times 4 \times 4$	59.2/3.5	55.8
	$50 \times 2 \times 4$	54.7/3.3	47.4		$50 \times 2 \times 4$	58.6/3.5	55.2
	$50 \times 1 \times 1$	54.4/3.3	47.1		$50 \times 1 \times 1$	58.9/3.5	56.0

(a) Results on SF-LLaVA-7B models.

(b) Results on SF-LLaVA-34B models.

Table 6: *Effect of applying different pooling strategies on the Fast pathway of SF-LLaVA*, where symbol “-” means the model inference gets out-of-memory on 80GB GPUs under this setting.

Model Size	Task Instruction Prompt	Input Data Prompt	Structured Answer Prompt	ANet-QA	EgoSchema
7B	✓	✓	✓	54.9/3.3	47.2
	✗	✓	✓	55.5/3.4	43.0
	✓	✗	✓	52.6/3.2	44.8
	✓	✓	✗	52.7/3.4	44.4

34B	✓	✓	✓	58.4/3.5	55.8
	✗	✓	✓	59.2/3.5	52.2
	✓	✗	✓	56.4/3.3	55.4
	✓	✓	✗	58.5/3.5	55.6

Table 7: *Results of using different prompt designs for SF-LLaVA*.

memory usage of SF-LLaVA-34B inference is under 80GB. The results show that increasing the number of frames in the Slow pathway can improve the performance on both ActivityNet-QA and EgoSchema. Thus we set N^{slow} to 10 to achieve the best possible performance of SF-LLaVA.

Pooling impact on Fast pathway. We keep $\mathbf{F}_v^{\text{slow}} \in \mathbb{R}^{10 \times 12 \times 24}$ and $N^{\text{fast}} = 50$, while reducing $\mathbf{F}_v^{\text{fast}}$ to $\{8 \times 8, 4 \times 8, 6 \times 6, 3 \times 6, 4 \times 4, 2 \times 4, 1 \times 1\}$ tokens by pooling. Note that 1×1 is an extreme case that loses all spatial information and can only contribute to temporal modeling. Table 6 shows that keeping more tokens, such as 8×8 , generally gets better results on average, but the performance gap is not obvious. Considering that (i) SF-LLaVA-34B cannot afford more than $50 \times 3 \times 6$ output tokens due to out-of-memory and (ii) 50 frames are able to cover most videos in existing benchmarks, we use 4×4 as our default setting to trade-off between spatial and temporal information. However, if we extend SF-LLaVA for long-form video understanding (e.g., over 30 minutes), using 1×1 in the Fast pathway could be a better choice to cover more input frames.

Number of frames in Fast pathway. We evaluate the effect of using different N^{fast} . Similar to the above experiments, we keep the Slow pathway as its default in Sec. 4.2, and test to increase N^{fast} from 10 to 50 frames. Note that we chose 50 frames as our maximum because this reaches the GPU memory limit for the 34B model. The results in Fig. 4 show that using more frames in Fast pathway improves the performance on both ActivityNet-QA and EgoSchema datasets (e.g., using 50 frames outperforms 10 frames by 1.7% and 2.8% on EgoSchema on 7B and 34B models, respectively). Thus, by default, SF-LLaVA uses $N^{\text{fast}} = 50$ in the Fast pathway.

4.5 DESIGN CHOICES OF PROMPT

SF-LLaVA is built upon a pre-trained Image LLM for VideoQA without further fine-tuning. Here we evaluate if we should design new prompts for SF-LLaVA to better understand the video inputs and tasks. We decompose the prompt into three main parts, and respectively explore their best designs.

Task instruction prompt clarifies the goal of the target task. In particular, we use “Answer the question precisely based on the input” for the open-ended task, and “Select the best option to answer the question” for the multiple choice task. Table 7 (row 1 and 2) shows that using the task instruction prompt can improve the performance on EgoSchema (47.2% v.s. 43.0% and 55.8% v.s. 52.2% on 7B

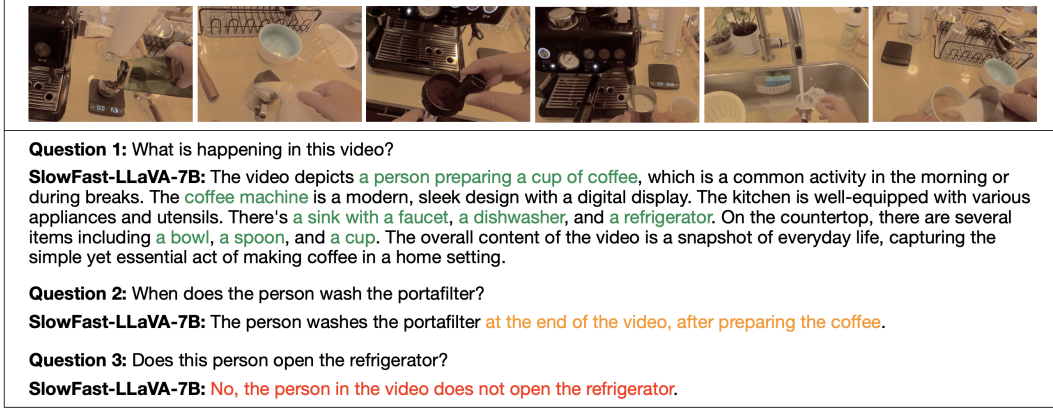


Figure 5: *Qualitative results of SF-LLaVA-7B.* Our model can correctly understand the video content and capture important details. On the other hand, error cases show that SF-LLaVA lacks the capability of fine-grained temporal grounding and may miss certain moments due to uniform sampling.

and 34B) but is not helpful for ActivityNet-QA (54.9% v.s. 55.5% and 58.4% v.s. 59.2% on 7B and 34B). Thus, SF-LLaVA uses the task instruction prompt *only* for Multiple Choice VideoQA.

Input data prompt describes the structure of the inputs, such as the image grid in IG-VLM (Kim et al., 2024) and image sequence in PLLaVA (Xu et al., 2024). For all tasks, SF-LLaVA uses the same prompt “The input consists of a sequence of key frames from a video”. Table 7 (row 1 and 3) shows that using input data prompt obtains better results on both ActivityNet-QA (54.9% v.s. 52.6% and 58.4% v.s. 56.4%) and EgoSchema (47.2% v.s. 44.8% and 55.8% v.s. 55.4%). This demonstrates the importance of offering input data details to better understand the structure of visual tokens, which we think is especially important to training-free methods.

Structured answer prompt guides Video LLMs to generate answers in a more desirable format. This is especially important to the Multiple Choice VideoQA task, since it makes the answer easier to be parsed and improves the performance out of the box (Li et al., 2023d). We follow MV Bench (Li et al., 2023d) to use “Best Option:” as the answer prompt for Multiple Choice VideoQA and follow Image Grid (Kim et al., 2024) to use “In this video,” to guide the Open-Ended VideoQA tasks. Table 7 (row 1 and 4) shows that using structured answer prompts improves results by 2.2% on ActivityNet-QA and 2.8% on EgoSchema with the 7B LLM.

4.6 ERROR ANALYSIS

First, although SF-LLaVA can understand the relative sequence of different events, it still lacks the capability to detect the precise start and end time of a video moment, such as the Question 2 in Fig. 5. This is because SF-LLaVA is never trained on any video datasets and relevant tasks. Fine-tuning SF-LLaVA on fine-grained time-related video datasets could be a promising direction to gain this capability, and incorporating multimodal inputs (e.g., the timestamp, subtitle, and audio of each frame) can further improve the performance. Second, as observed in many other methods, SF-LLaVA possibly misses some key frames due to its uniform frame sampling. Question 3 in Fig. 5 is an example, in which the frames showing a quick moment of “opening refrigerator” are unintentionally missed (thus not shown in Fig. 5). Drastically sampling more frames can mitigate this issue but is limited by an LLM’s context window. This suggests we may explore dynamic sampling strategies to ensure a more comprehensive sampling of important video segments.

5 CONCLUSION

We present SF-LLaVA, a training-free Video LLM that is built upon LLaVA-NeXT and requires no additional fine-tuning to work effectively for various video tasks. Especially, we propose a SlowFast design that uses two-stream inputs for Video LLMs. It aggregates frame features as an effective video representation that can capture both detailed spatial semantics and long-range temporal context. Our experiments on a diverse set of 8 video benchmarks demonstrate the effectiveness of SF-LLaVA, where it outperforms existing training-free methods. On some benchmarks, SF-LLaVA achieves on-par or even better results than state-of-the-art SFT Video LLMs that have been extensively fine-tuned on large-scale video data. We hope SF-LLaVA can serve as a simple but strong

baseline in the whole picture of Video LLMs, and our ablation on its design choices can provide valuable insights for future research on modeling video representations for Multimodal LLMs.

ACKNOWLEDGEMENT

We thank Yizhe Zhang, Bowen Zhang, Jiaming Hu, and Elmira Amirloo for their kind help.

REFERENCES

- Marah Abdin, Sam Ade Jacobs, Ammar Ahmad Awan, Jyoti Aneja, Ahmed Awadallah, Hany Awadalla, Nguyen Bach, Amit Bahree, Arash Bakhtiari, Harkirat Behl, et al. Phi-3 technical report: A highly capable language model locally on your phone. *arXiv:2404.14219*, 2024.
- Josh Achiam, Steven Adler, Sandhini Agarwal, Lama Ahmad, Ilge Akkaya, Florencia Leoni Aleman, Diogo Almeida, Janko Altschmidt, Sam Altman, Shyamal Anadkat, et al. GPT-4 technical report. *arXiv:2303.08774*, 2023.
- Jean-Baptiste Alayrac, Jeff Donahue, Pauline Luc, Antoine Miech, Iain Barr, Yana Hasson, Karel Lenc, Arthur Mensch, Katherine Millican, Malcolm Reynolds, et al. Flamingo: a visual language model for few-shot learning. *NeurIPS*, 2022.
- Roman Bachmann, Oğuzhan Fatih Kar, David Mizrahi, Ali Garjani, Mingfei Gao, David Griffiths, Jiaming Hu, Afshin Dehghan, and Amir Zamir. 4M-21: An any-to-any vision model for tens of tasks and modalities. *arXiv:2406.09406*, 2024.
- David L. Chen and William B. Dolan. Collecting highly parallel data for paraphrase evaluation”. In *ACL*, 2011.
- Zesen Cheng, Sicong Leng, Hang Zhang, Yifei Xin, Xin Li, Guanzheng Chen, Yongxin Zhu, Wenqi Zhang, Ziyang Luo, Deli Zhao, and Lidong Bing. VideoLLaMA 2: Advancing spatial-temporal modeling and audio understanding in video-llms. *arXiv:2406.07476*, 2024.
- Wei-Lin Chiang, Zhuohan Li, Zi Lin, Ying Sheng, Zhanghao Wu, Hao Zhang, Lianmin Zheng, Siyuan Zhuang, Yonghao Zhuang, Joseph E. Gonzalez, Ion Stoica, and Eric P. Xing. Vicuna: An open-source chatbot impressing gpt-4 with 90%* chatgpt quality, 2023. URL <https://lmsys.org/blog/2023-03-30-vicuna/>.
- Christoph Feichtenhofer, Haoqi Fan, Jitendra Malik, and Kaiming He. Slowfast networks for video recognition. In *ICCV*, 2019.
- Yining Hong, Haoyu Zhen, Peihao Chen, Shuhong Zheng, Yilun Du, Zhenfang Chen, and Chuang Gan. 3D-LLM: Injecting the 3d world into large language models. *NeurIPS*, 2023.
- Albert Q Jiang, Alexandre Sablayrolles, Antoine Roux, Arthur Mensch, Blanche Savary, Chris Bamford, Devendra Singh Chaplot, Diego de las Casas, Emma Bou Hanna, Florian Bressand, et al. Mixtral of experts. *arXiv:2401.04088*, 2024.
- Wonkyun Kim, Changin Choi, Wonseok Lee, and Wonjong Rhee. An image grid can be worth a video: Zero-shot video question answering using a vlm. *arXiv:2403.18406*, 2024.
- Jiapeng Li, Ping Wei, Wenjuan Han, and Lifeng Fan. IntentQA: Context-aware video intent reasoning. In *ICCV*, 2023a.
- Junnan Li, Dongxu Li, Silvio Savarese, and Steven Hoi. BLIP-2: Bootstrapping language-image pre-training with frozen image encoders and large language models. In *ICML*, 2023b.
- Kunchang Li, Yanan He, Yi Wang, Yizhuo Li, Wenhui Wang, Ping Luo, Yali Wang, Limin Wang, and Yu Qiao. VideoChat: Chat-centric video understanding. *arXiv:2305.06355*, 2023c.
- Kunchang Li, Yali Wang, Yanan He, Yizhuo Li, Yi Wang, Yi Liu, Zun Wang, Jilan Xu, Guo Chen, Ping Luo, Limin Wang, and Yu Qiao. MVBench: A comprehensive multi-modal video understanding benchmark. *arXiv:2311.17005*, 2023d.

- Yanwei Li, Chengyao Wang, and Jiaya Jia. LLaMA-VID: An image is worth 2 tokens in large language models. *arXiv:2311.17043*, 2023e.
- Yuncheng Li, Yale Song, Liangliang Cao, Joel Tetreault, Larry Goldberg, Alejandro Jaimes, and Jiebo Luo. TGIF: A new dataset and benchmark on animated gif description. In *CVPR*, 2016.
- Bin Lin, Bin Zhu, Yang Ye, Munan Ning, Peng Jin, and Li Yuan. Video-LLaVA: Learning united visual representation by alignment before projection. *arXiv:2311.10122*, 2023.
- Haotian Liu, Chunyuan Li, Yuheng Li, and Yong Jae Lee. Improved baselines with visual instruction tuning. *arXiv:2310.03744*, 2023a.
- Haotian Liu, Chunyuan Li, Qingyang Wu, and Yong Jae Lee. Visual instruction tuning. In *NeurIPS*, 2023b.
- Haotian Liu, Chunyuan Li, Yuheng Li, Bo Li, Yuanhan Zhang, Sheng Shen, and Yong Jae Lee. LLaVA-NeXT: Improved reasoning, ocr, and world knowledge, 2024. URL <https://llava-vl.github.io/blog/2024-01-30-llava-next/>.
- Fan Ma, Xiaojie Jin, Heng Wang, Yuchen Xian, Jiashi Feng, and Yi Yang. Vista-LLaMA: Reliable video narrator via equal distance to visual tokens. *arXiv:2312.08870*, 2023.
- Muhammad Maaz, Hanoona Rasheed, Salman Khan, and Fahad Khan. VideoGPT+: Integrating image and video encoders for enhanced video understanding. *arXiv:2406.09418*, 2024a.
- Muhammad Maaz, Hanoona Rasheed, Salman Khan, and Fahad Shahbaz Khan. Video-ChatGPT: Towards detailed video understanding via large vision and language models. In *ACL*, 2024b.
- Karttikeya Mangalam, Raiymbek Akshulakov, and Jitendra Malik. Egoschema: A diagnostic benchmark for very long-form video language understanding. *NeurIPS*, 2024.
- Brandon McKinzie, Zhe Gan, Jean-Philippe Fauconnier, Sam Dodge, Bowen Zhang, Philipp Dufter, Dhruvi Shah, Xianzhi Du, Futang Peng, Floris Weers, et al. MM1: Methods, analysis & insights from multimodal llm pre-training. *arXiv:2403.09611*, 2024.
- Lingchen Meng, Jianwei Yang, Rui Tian, Xiyang Dai, Zuxuan Wu, Jianfeng Gao, and Yu-Gang Jiang. Deepstack: Deeply stacking visual tokens is surprisingly simple and effective for llms. *arXiv:2406.04334*, 2024.
- David Mizrahi, Roman Bachmann, Oğuzhan Fatih Kar, Teresa Yeo, Mingfei Gao, Afshin Dehghan, and Amir Zamir. 4M: Massively multimodal masked modeling. In *NeurIPS*, 2023.
- Alec Radford, Jong Wook Kim, Chris Hallacy, Aditya Ramesh, Gabriel Goh, Sandhini Agarwal, Girish Sastry, Amanda Askell, Pamela Mishkin, Jack Clark, et al. Learning transferable visual models from natural language supervision. In *ICML*, 2021.
- Karen Simonyan and Andrew Zisserman. Two-stream convolutional networks for action recognition in videos. *NeurIPS*, 2014.
- Enxin Song, Wenhao Chai, Guan hong Wang, Yucheng Zhang, Haoyang Zhou, Feiyang Wu, Xun Guo, Tian Ye, Yan Lu, Jenq-Neng Hwang, et al. MovieChat: From dense token to sparse memory for long video understanding. *arXiv:2307.16449*, 2023.
- Enxin Song, Wenhao Chai, Tian Ye, Jenq-Neng Hwang, Xi Li, and Gaoang Wang. Moviechat+: Question-aware sparse memory for long video question answering. *arXiv:2404.17176*, 2024.
- Jianlin Su, Murtadha Ahmed, Yu Lu, Shengfeng Pan, Wen Bo, and Yunfeng Liu. Roformer: Enhanced transformer with rotary position embedding. *Neurocomputing*, 2024.
- Gemini Team, Rohan Anil, Sebastian Borgeaud, Yonghui Wu, Jean-Baptiste Alayrac, Jiahui Yu, Radu Soricut, Johan Schalkwyk, Andrew M Dai, Anja Hauth, et al. Gemini: a family of highly capable multimodal models. *arXiv:2312.11805*, 2023.

- Hugo Touvron, Thibaut Lavril, Gautier Izacard, Xavier Martinet, Marie-Anne Lachaux, Timothée Lacroix, Baptiste Rozière, Naman Goyal, Eric Hambro, Faisal Azhar, et al. Llama: Open and efficient foundation language models. *arXiv:2302.13971*, 2023a.
- Hugo Touvron, Louis Martin, Kevin Stone, Peter Albert, Amjad Almahairi, Yasmine Babaei, Nikolay Bashlykov, Soumya Batra, Prajjwal Bhargava, Shruti Bhosale, et al. Llama 2: Open foundation and fine-tuned chat models. *arXiv:2307.09288*, 2023b.
- Xiaohan Wang, Yuhui Zhang, Orr Zohar, and Serena Yeung-Levy. VideoAgent: Long-form video understanding with large language model as agent. *arXiv:2403.10517*, 2024a.
- Ziyang Wang, Shoubin Yu, Elias Stengel-Eskin, Jaehong Yoon, Feng Cheng, Gedas Bertasius, and Mohit Bansal. VideoTree: Adaptive tree-based video representation for llm reasoning on long videos. *arXiv:2405.19209*, 2024b.
- Wenhao Wu. FreeVA: Offline mllm as training-free video assistant. *arXiv:2405.07798*, 2024.
- Junbin Xiao, Xindi Shang, Angela Yao, and Tat-Seng Chua. NExT-QA: Next phase of question-answering to explaining temporal actions. In *CVPR*, 2021.
- Jun Xu, Tao Mei, Ting Yao, and Yong Rui. MSR-VTT: A large video description dataset for bridging video and language. In *CVPR*, 2016.
- Lin Xu, Yilin Zhao, Daquan Zhou, Zhijie Lin, See Kiong Ng, and Jiashi Feng. PLLaVA: Parameter-free llava extension from images to videos for video dense captioning. *arXiv:2404.16994*, 2024.
- Haoxuan You, Haotian Zhang, Zhe Gan, Xianzhi Du, Bowen Zhang, Zirui Wang, Liangliang Cao, Shih-Fu Chang, and Yinfei Yang. Ferret: Refer and ground anything anywhere at any granularity. *arXiv:2310.07704*, 2023.
- Zhou Yu, Dejing Xu, Jun Yu, Ting Yu, Zhou Zhao, Yueting Zhuang, and Dacheng Tao. ActivityNet-QA: A dataset for understanding complex web videos via question answering. In *AAAI*, 2019.
- Ce Zhang, Taixi Lu, Md Mohaiminul Islam, Ziyang Wang, Shoubin Yu, Mohit Bansal, and Gedas Bertasius. A simple llm framework for long-range video question-answering. *arXiv:2312.17235*, 2023a.
- Hang Zhang, Xin Li, and Lidong Bing. Video-LLaMA: An instruction-tuned audio-visual language model for video understanding. *arXiv:2306.02858*, 2023b.
- Haotian Zhang, Haoxuan You, Philipp Dufter, Bowen Zhang, Chen Chen, Hong-You Chen, Tsu-Jui Fu, William Yang Wang, Shih-Fu Chang, Zhe Gan, et al. Ferret-v2: An improved baseline for referring and grounding with large language models. *arXiv:2404.07973*, 2024a.
- Yuanhan Zhang, Bo Li, haotian Liu, Yong jae Lee, Liangke Gui, Di Fu, Jiashi Feng, Ziwei Liu, and Chunyuan Li. LLaVA-NeXT: A strong zero-shot video understanding model, 2024b. URL <https://llava-vl.github.io/blog/2024-04-30-llava-next-video/>.