

SETTP: Style Extraction and Tunable Inference via Dual-level Transferable Prompt Learning

Chunzhen Jin^{a;b;**}, Yongfeng Huang^{c;**}, Yaqi Wang^{a;b}, Peng Cao^{a;b;d;*} and Osmar Zaiane^e

^aComputer Science and Engineering, Northeastern University, Shenyang, China

^bKey Laboratory of Intelligent Computing in Medical Image of Ministry of Education, Northeastern University, Shenyang, China

^cDepartment of Computer Science and Engineering, The Chinese University of Hong Kong

^dNational Frontiers Science Center for Industrial Intelligence and Systems Optimization, Shenyang, China

^eAmii, University of Alberta, Edmonton, Alberta, Canada

Abstract. Text style transfer, an important research direction in natural language processing, aims to adapt the text to various preferences but often faces challenges with limited resources. In this work, we introduce a novel method termed Style Extraction and Tunable Inference via Dual-level Transferable Prompt Learning (SETTP) for effective style transfer in low-resource scenarios. First, SETTP learns source style-level prompts containing fundamental style characteristics from high-resource style transfer. During training, the source style-level prompts are transferred through an attention module to derive a target style-level prompt for beneficial knowledge provision in low-resource style transfer. Additionally, we propose instance-level prompts obtained by clustering the target resources based on the semantic content to reduce semantic bias. We also propose an automated evaluation approach of style similarity based on alignment with human evaluations using ChatGPT-4. Our experiments across three resourceful styles show that SETTP requires only 1/20th of the data volume to achieve performance comparable to state-of-the-art (SOTA) methods. In tasks involving scarce data like writing style and role style, SETTP outperforms previous methods by 16.24%.

1 Introduction

Text style transfer (TST) is a critical and challenging task in natural language generation. It aims to endow the text with a new style without altering its fundamental meaning [5]. Recently, pre-trained language models (PLMs) have demonstrated significant potential in TST [19] [29]. Numerous studies concentrated on TST with abundant resources, such as sentiment transfer [26] or format transfer [13]. They have achieved notable results through fine-tuning with datasets reaching hundreds of thousands of entries. In real-world scenarios, it is inevitable to confront styles with only limited labeled data, particularly in the context of writing style transfer [37] and specific role style transfer [34]. Conventional methods via fine-tuning with scarce data frequently failed to yield satisfactory results. A common approach involves leveraging large-scale datasets from different domains, such as the transferable prompts method [14]. This technique utilizes the source prompts generated from the source tasks to transfer knowledge to the target task, successfully alleviating data scarcity.

* Corresponding Author. Email: caopeng@mail.neu.edu.cn.

** Equal contribution.

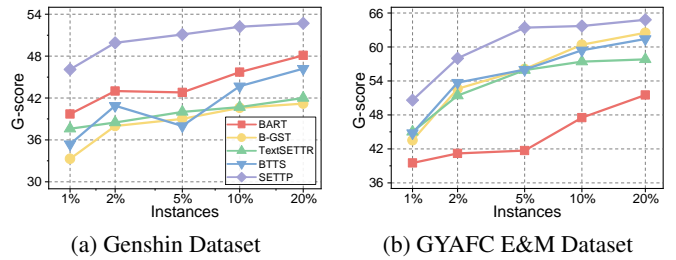


Figure 1: Comparison under various shots of instances.

However, applying transferable prompts method to the TST field presents two main challenges. **Challenge 1:** The prompts from the source TST tasks are highly specialized, making it challenging to transfer the knowledge to new TST tasks effectively. **Challenge 2:** For a single TST task, even a well-learned prompt may not fit all data in a large population, leading to semantic bias [10]. Devising an adaptive prompt transfer strategy to mitigate this bias is non-trivial.

This work introduces a novel method named *Style Extraction and Tunable Inference via Dual-level Transferable Prompt Learning* (SETTP) to overcome the aforementioned challenges. We first learn some transferable soft prompts in high-resource style transfer tasks called **Source Style-level Prompts**. These prompts encapsulate general representations beneficial to low-resource styles and are stored in the style-level Prompt Pool for subsequent reuse. Then, valuable parts of the source style-level prompts are integrated to derive a **Target Style-level Prompt** through the Adaptive Attentional Retrieval (AAR) technique, addressing Challenge 1. AAR learns a set of Key vectors for style-level prompts and uses the average embedding of the target style as the Query vector to derive target style-level prompts (Value), which are used to transfer knowledge. Additionally, considering the transferable comprehensive representation might not be fully adaptable to all data in a low-resource style, we design Prompt-tunable Inference and **Instance-level Prompts**, addressing Challenge 2. In advance, we cluster the target low-resource data according to content, aiming to handle semantically complex scenarios and train a prompt for each cluster. These prompts are called instance-level prompts and contain specific style representation modes based on semantics. The most content-relevant prompts

will be embedded during inference to enhance semantic alignment.

Another **Challenge** is Inappropriate Evaluation Metrics. Recent studies [3] [20] highlight that the correlation between automated metrics and human evaluations is notably weak. In response, we propose an evaluation method that utilizes **CHATGPT-4** [19], which more closely aligns with human judgments concerning style similarity.

SETTP offers three **Key Advantages** over previous TST methods: First, Figure 1 demonstrates SETTP has strong few-shot learning capabilities and outperforms the strong baseline by 16.24% in extreme low-resource scenarios. Second, the prompt pool is a modular component that allows for the easy addition, reuse, and removal of soft prompts, sharing knowledge across different tasks. Third, whereas previous methods designed additional experience-dependent regularization constraints to reduce semantic bias, SETTP is more flexible and adjusts stylistic expressions based on Prompt-tunable Inference.

Our contributions are as follows: (1) We propose a TST method based on transferable prompts to address the challenges of low-resource style transfer. (2) Our method achieve the best average performance in thirteen TST tasks compared with ten strong baselines. (3) We propose an automatic evaluation method based on ChatGPT-4 and demonstrate its high consistency with human evaluations regarding style similarity. Our code is available ¹.

2 Preliminary

2.1 Formulation of Text Style Transfer

Natural language generation (NLG) is designed to model the conditional probability $\Pr(y|x)$, where $x = \{w_1, \dots, w_{t_x}\}$ represents the input text in the source style, and $y = \{z_1, \dots, z_{t_y}\}$ denotes the output text in the target style. Formally, x and y are sequences of tokens from a vocabulary \mathcal{V} , while t_x and t_y are the number of tokens.

Text Style Transfer (TST), as a specialized task within NLG, aims to change the style of x to produce y , which keeps the original meaning but adopts a new style. We use prompt techniques to achieve this, adding extra stylistic details to PLMs during generation. Unlike traditional methods that attach fixed prompts to the input, we use learnable continuous (soft) prompts. For an input of t_x tokens $x = \{w_1, \dots, w_{t_x}\}$, we embed it using a PLM into an embedding matrix $E_x \in \mathbb{R}^{t_x \times e}$, where e is the dimension of the embedding space. Our style prompt P is represented as a matrix $E_P \in \mathbb{R}^{m \times e}$, where m is the number of prompt vectors. Then, P is combined with the embedded input to create a unified matrix $[E_P; E_x] \in \mathbb{R}^{(m+t_x) \times e}$. The PLM processes this matrix as a standard sequence, aiming to maximize the likelihood of generating the stylistically transformed ground truth y , i.e., $\Pr(y|[P; x])$.

2.2 Transfer Learning and Prompt Learning

Transfer learning is a machine learning strategy where a model $f_{\theta_S}(\cdot)$ is first trained on a source task S under the learnable parameter θ_S . θ_S can effectively capture feature expressions beneficial to the source task. Subsequently, $f_{\theta_S}(\cdot)$ is transferred to a target task T . A fine-tuning process updates the model parameters to θ_T to effectively adapt to the target task with the initial parameter θ_S .

Prompt learning guides PLMs in exhibiting output on specific tasks by designing specific prompts. With a given model $f(\cdot)$ and corresponding parameter θ_S , we only need to adjust a specific prompt P_T to achieve an approximate equivalence between $f_{\theta_T}(\cdot)$ and

$f_{\theta_S}(\cdot; P_T)$, thereby effectively enhancing the model’s performance on the target task T .

2.3 Transferable Prompt Learning for TST

Considering a set of source style transfer tasks $S = \{S_1, \dots, S_N\}$, each task $S_n = \{(x_i^n, y_i^n)\}_{i=1}^{k_n}$ comprises k_n tuples of input text x_i^n in the source style and its corresponding output text y_i^n in the target style. The objective for a new style transfer task T is to leverage the stylistic knowledge extracted from the source tasks S to enhance the model’s performance in rendering the target style. In this setting, the parameters of the underlying model remain unchanged, and the style transfer tasks are facilitated by appending soft prompts to the input. Specifically, we will learn a distinct source style prompt P_n for each source task S_n , based on a shared, unmodified model $f_{\theta_S}(\cdot; P)$, by maximizing the likelihood $\Pr(y_i^n|[P_n; x_i^n])$. The key innovation lies in transferring P_n to a new style transfer task via interpolated target prompt P_T , enabling the target task to be executed effectively in low-resource scenarios. Ultimately, our objective is to ensure that the initial model equipped with a knowledgeable prompt $f_{\theta_S}(\cdot; P_T)$ outperforms $f_{\theta_T}(\cdot)$ after optimizing θ_S to θ_T in environments characterized by limited data availability.

3 Methodology

3.1 Overview

As shown in Figure 2, the proposed method **Style Extraction and Tunable Inference via Dual-level Transferable Prompt Learning (SETTP)** consists of three stages:

Stage 1: Source Dual-level Prompt Pool Construction involves learning and storing two types of prompts through a frozen model. Style-level prompts are designed to capture the overarching style of the source domain, which encapsulates comprehensive knowledge and serves as the primary representation for prompt interpolation in the next stage. Instance-level prompts are obtained through content-based clustering, containing reinforced information about the coupling between content and style, thereby reducing semantic bias.

Stage 2: Target Dual-level Prompt Training utilizes techniques such as AAR and Domain Temperature constraints to interpolate the previously isolated style-level prompt effectively. The attention mechanism selectively focuses on relevant aspects of styles, while Domain Temperature constraints regulate the influence of each domain, ensuring a balanced and effective interpolation. For the target instance-level prompt, the training process is the same as the source.

Stage 3: Adapting to Target Domain Styles with Prompt-Tunable Inference is the phase where the frozen model parameters are tuned by leveraging the most relevant prompts for specific instances. This stage is characterized by a strategic retrieval of prompts most applicable to the instance. Drawing on the rich pool of instance-level prompts reduces semantic bias during inference.

3.2 Source Dual-level Prompt Pool Construction

In the first stage, we obtain transferable knowledge in the source domain through prompt learning like Section 2.3. Learned source style-level prompt P_S^{style} and source instance-level prompt P_S^{ins} are stored in style-level and instance-level prompt pools, respectively.

¹ <https://github.com/Kimo1116/tst>

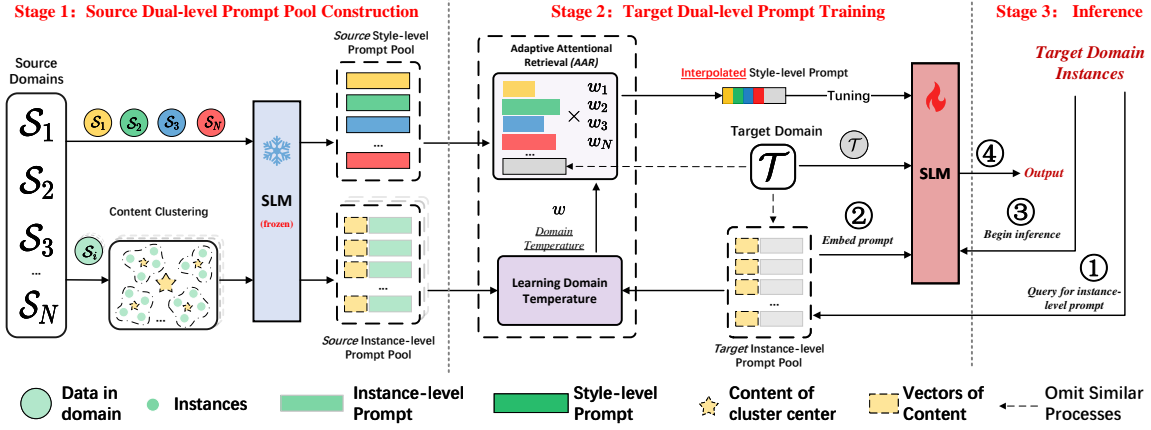


Figure 2: The overall architecture of the proposed SETTP. In *stage 1*, we adopt a frozen PLM (e.g., BART) to extract both style-level and instance-level prompts from source domain \mathcal{S} . In *stage 2*, based on the constructed prompt pools, we embed style-level prompts for the target domain \mathcal{T} by fusing source style-level information via AAR. In *stage 3*, we embed the target instance-level prompt for each sentence during inference by calculating the L2 distance. ①②③④ represents the order of the inference process.

3.2.1 Source Style-level Prompt Pre-training

We learn Style-level Prompts by freezing the model parameters. Specifically, the style-level prompt P_S^{style} is randomly initialized as a parameter vector. Then, optimal P_S^{style} is obtained by maximizing the likelihood of the ground truth. Given a supervised dataset $(\mathcal{X}, \mathcal{Y})_n$ for the specific style transfer task S_n , the loss of pre-training the style-level prompt is defined as follows:

$$\mathcal{L}_{\text{pre-style}}(\theta_S) = - \mathbb{E}_{(x,y) \sim (\mathcal{X}, \mathcal{Y})_n} \left[\log \Pr \left(y | [P_S^{style}; x]; \theta_S \right) \right] \quad (1)$$

During training, the parameter θ_S of the overall model is frozen, and P_S^{style} can be optimized. This process will be repeated N times until all source style transfer tasks have corresponding P_S^{style} .

3.2.2 Source Instance-level Prompt Pre-training

Instance-level Prompts are designed to generate fine-grained prompts for input instances with similar content, thus necessitating data pre-processing. Through the spectral clustering algorithm, we categorize the inputs of the source corpus into several content clusters $\mathcal{C} \in \mathcal{G}$, where \mathcal{G} is a weighted undirected graph. Specifically, each input is treated as a node p , and the weight between node p_i and p_j is $\mathbb{W}_{i,j} = 1/(1 + \|p_i - p_j\|)$. To ensure each cluster has sufficient nodes, we employ the min-max cut strategy to segment \mathcal{G} , resulting in $\mathcal{C} = \{\mathcal{C}_1, \mathcal{C}_2, \dots, \mathcal{C}_L\}$, where L is the number of clusters.

Subsequently, we train a specific instance-level prompt for each \mathcal{C}_k . The training process of the specific style transfer task S_n is similar to Equations 1. Formally, the loss is defined as follows:

$$\mathcal{L}_{\text{pre-ins}}(\theta_S) = - \sum_{k=1}^L \mathbb{E}_{(x,y) \sim (\mathcal{X}, \mathcal{Y})_n^k} \left[\log \Pr \left(y | [P_k^{ins}; x]; \theta_S \right) \right] \quad (2)$$

where θ_S is frozen and shared among all tasks. After training, we obtain prompts set $P_n^{ins} = \{P_1^{ins}, P_2^{ins}, \dots, P_L^{ins}\}$, where each prompt aligns with different semantics.

3.2.3 Structure and Retrieval of Prompt Pool

Given the source style-level prompts P_S^{style} and a set of source instance-level prompts P_S^{ins} for each domain, we construct two

Prompt Pool \mathbf{P}^{style} and \mathbf{P}^{ins} to store these prompts for facilitating the reuse and retrieval respectively. From a technical implementation perspective, the prompt pools are two types of memory networks: *Key-Value* memory network [18] and *End-to-End* [30] memory network. Both can learn how to retrieve relevant information from a vast amount of stored data. The storage structures are as follows:

$$\mathbf{P}^{style} = \{P_n^{style}; \mathbf{k}^n\}_{n=1}^N \quad (3)$$

$$\mathbf{P}^{ins} = \{(P_l^{ins}; \mathbf{t}^l)\}_{l=1}^L\}_{n=1}^N \quad (4)$$

where \mathbf{k} is a learnable key vector of the style-level prompt and $\mathbf{t} \in \mathbb{R}^e$ is the embedded content vector of the clustering center.

The retrieval methods are different: In \mathbf{P}^{style} , the stored P_S^{style} can serve as a basis for representation, which can be derived through key-value queries in the next stage; In \mathbf{P}^{ins} , we perform L_2 distance searches between target content vector $\tilde{\mathbf{t}}$ and stored content vector \mathbf{t} . Searches require additional computing resources and pre-clustering can reduce the amount of computing.

3.3 Target Dual-level Prompt Training

In the target TST task, we first employ similar methods described in *Stage 1* to generate **Preliminary** Target Style-level Prompt and Target Instance-level Prompts. Subsequently, Section 3.3.1 retrieves useful parts of source style-level prompts for interpolating the **Final** Target Style-level Prompt in Section 3.3.2.

3.3.1 Attentional Retrieval of Source Prompt

SETTP introduces the computation of attention between input prompts to control the influence of source prompts on the target prompt. We name this module **Adaptive Attentional Retrieval (AAR)**. Specifically, we assign a learnable *Key* vector $\mathbf{k} \in \mathbb{R}^d$ to each style-level prompt P^{style} , where d is the *Key* embedding size. The style-level prompt vectors are the initialization of the *Key*, further optimized with gradient propagation. We then average each style's content embedding to obtain *Query* vectors for both source-domain and target-domain styles, denoted as $\mathbf{q}_S \in \mathbb{R}^d$ and $\mathbf{q}_T \in \mathbb{R}^d$. This conversion leverages the capabilities of BERT [4]. For a source style S_n , its Retrieval Score s_n is calculated as follows:

$$s_n = \text{softmax} \left([w_n \cdot \mathbf{q}_S^n + (1 - w_n) \cdot \mathbf{q}_T]^\top \cdot \mathbf{k}_S^n \right) \quad (5)$$

where w_n represents the parameter **Domain Temperature**, which balances the learning levels between high and low-resource domains. Acknowledging that knowledge acquired from high-resource domains is generally perceived as more convincing [6], this parameter is designed to maintain equilibrium by addressing the potential biases low-resource settings might cause. The specific learning process is detailed in Appendix Algorithm 1.

3.3.2 Target Prompt Interpolation

After obtaining the preliminary target style-level prompt P_T^{style} and retrieval scores s_n of all source style-level prompts P_S^{style} , the final target style-level prompt P_T^{style} is computed as follows:

$$P_T^{\tilde{style}} = P_T^{style} + \lambda \cdot \sum_{n=1}^N s_n \cdot P_S^{style} \quad (6)$$

where N is the number of source domain, λ is a hyperparameter.

3.3.3 Interpolated Target Prompt Tuning

The interpolated final target style-level prompt $P_T^{\tilde{style}}$ contains the overall style characteristics of the target domain and supplementary knowledge from the source domain. Subsequently, $P_T^{\tilde{style}}$ is added to the embedding layer, enabling the model $f(\theta; P_T^{\tilde{style}})$ to acquire knowledge for more efficient training initiation. θ_T is optimized in the target domain using Maximum Likelihood Estimation as follows:

$$\mathcal{L}_{style}(\theta_T) = - \mathbb{E}_{(x,y) \sim (\mathcal{X}, \mathcal{Y})_T} \left[\log \Pr(y | [P_T^{\tilde{style}}, x]; \theta_T) \right] \quad (7)$$

where θ_T is updated via gradient descent, while P_S^{style} and $P_T^{\tilde{style}}$ are untouched to preserve the encoded style-related knowledge.

3.4 Adapting to Target Domain Styles with Prompt-Tunable Inference

In preliminary experiments, we found that style-level prompts containing style-invariant representations might not fully adapt to the target domain. The model exhibits overly high semantics bias and insufficiently clear style variation. To address this issue, we introduce **Prompt-Tunable Inference**.

3.4.1 Query and Embed Instance-level Prompts (① ②)

For any given input instance, the first step involves transforming the content into an embedded vector $\mathbf{t}_i \in \mathbb{R}^e$, which is aligned with content vectors in the instance-level prompt pool.

Following the encoding, the process matches the encoded query about \mathbf{t}_i against a pre-defined set of instance-level prompts. These prompts are organized around cluster centers within an instance-level prompt pool, which essentially acts as a repository of content-related prompts designed to guide the model’s response generation. The matching criterion relies on the L_2 distance, a measure of the Euclidean distance between vectors, to identify the matched prompt \mathbf{t}_l that minimizes this distance to \mathbf{t}_i , indicating the highest content similarity. Mathematically, this retrieval process is as follows:

$$P_T^{ins} = \mathbf{P}^{ins} \{ P_l^{ins}; (\mathbf{t}_l \min \|\mathbf{t}_i - \mathbf{t}_l\|) \} \quad (8)$$

Where P_l^{ins} represents the instance-level prompt corresponding to \mathbf{t}_l that satisfies $\|\mathbf{t}_i - \mathbf{t}_l\|$. This expression formalizes the selection of the most relevant instance-level prompts P_T^{ins} based on the input instance.

3.4.2 Tunable Inference (③ ④)

Once P_T^{ins} is identified, the next step involves generating a response. The generation process is grounded in the principles of language modeling, explicitly leveraging the probability distribution $\Pr(y|P_T^{ins}; x)$, which models the likelihood of various potential responses. The final response is refined through beam search, an algorithm that systematically explores a range of possible sequences to identify the one that maximizes the overall probability.

4 Experiment

4.1 Experimental Setup

Datasets We selected high-resource and low-resource datasets as follows: YELP [16] includes parallel sentences of positive and negative reviews. GYAFC [24] provides parallel sentences of formal and informal expressions within the domains of Entertainment&Music and Family&Relationships, respectively. Shakespeare [37] contains the works of Shakespeare for the study of stylistic transfer between old and modern English. Genshin [34] is based on game roles and contains **six sub-datasets**: Xiangling, Hutao, Mona, Diluc, Venti, and Noelle.

Table 1: Statistics of our datasets after pre-processing. The top three are considered **high-resource** styles and the bottom two are considered **low-resource** styles.

Dataset	Attributes	Train	Validation	Test
YELP	Positive	440K	10K	3,000
	Negative	440K	10K	3,000
GYAFC E&M	Formal	52,595	2,877	1,416
	Informal	52,595	2,356	1,082
GYAFC F&R	Formal	51,967	2,788	1,332
	Informal	51,967	2,247	1,019
Shakespeare	Auther	2322	290	290
Genshin(6 ROLES)	Roles	1653	220	220

Baselines We compare our method with two types of methods, covering four unsupervised methods and seven supervised methods. The following baselines: **CP-G & CP-B** [32] use VAEs to fix decoding issues in unsupervised text learning by constraining the posterior means in the latent space. **TEXTSETTR** [25] constructs a style vector space encoding many style features through unlabeled training. **BTTs** [34] strengthens the style vector space through contrastive learning to extract complex features. **B-GST** [28] utilizes a method of supervised learning by leveraging the Transformer’s internal mechanism to remove stylistic attributes from the source sentence. **STROYTRANS** [37] utilizes discourse representations to capture source content and transfer it to target styles using adaptable style embeddings. We also selected **BART_{BASE}**, **BART_{LARGE}** [12], **GPT-2_{LARGE}** [2], **T5_{BASE}**, and **T5_{LARGE}** [23] based on **fine-tuning** as baselines.

Parameter Settings We use the **BART_{LARGE}** as the generation backbone. To process a series of source prompts, we set the prompt length to 200 and the learning rate to 1×10^{-3} . During fine-tuning, the learning rate during training is set to 3×10^{-5} , and the batch size is set to 16. We perform fine-tuning using NVIDIA’s RTX4090. Each experiment involves training for at least 50 epochs. To ensure a fair comparison, the learning rate for all baselines is set to 3×10^{-5} . The value of λ is set to 0.5 based on the performance in the validation set. We also refrain from using techniques like label smoothing, warm-up learning rates, and length penalties in our model and the baselines.

Table 2: To assess the TST capabilities of LLMs, we examine three renowned TST models with publicly accessible human evaluations (ARAE [36], CAAE [27], DAR [13]). The numbers represent Spearman’s rank correlation coefficients, with higher values indicating greater consistency with human assessments. \diamond represents the data from [21].

Method	ARAE	CAAE	DAR	All
FASTTEXT \diamond	0.498	0.550	0.332	0.473
TEXTCNN \diamond	0.512	0.525	0.331	0.458
BERTSCORE \diamond	0.513	0.559	0.408	0.497
FALCON-7B \diamond	-0.027	-0.219	-0.118	-0.131
LLAMA2-7B \diamond	0.091	-0.128	-0.064	-0.039
INSGPT \diamond	0.618	0.543	0.584	0.574
CG4	0.659	0.612	0.623	0.631

Evaluation Metrics To estimate *Style Accuracy (ACC)*, previous work used a pre-trained BERT classifier called BERTScore [35]. In our approach, we use prompts to guide CHATGPT-4 [19] in the evaluation process, which we refer to as **CG4**. Specifically, following the approach proposed by [7], we feed the model with supervised sentences and their manually assigned scores to guide its assessment of stylistic accuracy. Additionally, we require the model to justify its scores, as [21] found that this enhances the precision of evaluations.

We benchmarked above method against fastText [8], TextCNN [11], and BERTScore [35] in tabel 2. Results show that CG4 aligns more closely with human evaluations across all TST models. We briefly introduce the evaluation method in the main text and provide experimental details in Appendix B.

To assess the *Content Consistency (CC)* in the target style, we adopted methods proposed by [33] and [22], utilizing SacreBLEU to calculate self-BLEU between the output and input. Following [31], we used "G" (geometric mean of Acc and content) as the metric for assessing the overall model quality.

4.2 Full Dataset Setting

Table 3 demonstrates SETTP’s capability for style transfer through cross-style knowledge, employing all available training data from the target task. In our experiments, prompts extracted from the source prompt pool are transferred to the target style. For instance, we extract transferable representations as prompts from source domains YELP, GYAFC E&M, GYAFC F&R, and Genshin for training on the low-resource Shakespeare dataset.

Results on High-resource Style Transfer SETTP has achieved the highest G-score across these three high-resource datasets, with G-scores of 58.3, 65.8, and 70.3, respectively, marking improvements of 6.17%, 0.61%, and 1.88% over the previous best methods. Surprisingly, the result demonstrates that transferable knowledge is also effective for well-resourced tasks.

Results on Low-resource Style Transfer In the context of low resources, the performance of models has significantly declined, which seems to be related to both the complex nature and quantity of the datasets. All methods exhibited low CC for the Shakespeare, while ACC was generally high. This may be due to using Early Modern English syntax, which challenges models. PLMs are primarily exposed to modern English during pre-training. On the Genshin, SETTP demonstrated a clear advantage over most baseline models. Significant improvements in more complex transfer tasks can be attributed to effective dual-level prompt learning.

Summary of Main Results Overall, SETTP has achieved an 8.36% improvement over the previous SOTA(average G-score: 53.8),

reaching an average G-score of 58.3 across all different datasets. In high-resource TST tasks, backbone **BART_{LARGE}** achieved an average G-score of 60.0, while STEEP scored an average of 64.8, marking an 8.00% increase. In low-resource TST, the average G-score for **BART_{LARGE}** was 41.4, with STEEP reaching 48.6, an increase of 17.39%. Hence, our initial findings indicate the need to incorporate external knowledge increases as dataset size decreases.

4.3 Few-Shot Setting

To further simulate extreme low-resource scenarios in actual environments, experiments are conducted using varying amounts of target domain data, n% of the full training instances. We randomly sample each size five times and take the average as the final result. To ensure fairness with other baselines, the data selection for the target domain should be limited to a randomly extracted range, which will serve as the basis for generating target style-level prompts.

Results on Few Instances Table 4 indicates that SETTP achieves the best result among all the methods under limited training data. Compared to the baseline model, SETTP has significantly improved few-shot learning capabilities. In the Genshin, when using 5% instances, our performance (average G-score: 51.1) exceeded the best baseline (average G-score: 42.8) by 16.24%. In the high-resource dataset GYAFC E&M, we used about 250 parallel data to achieve a similar effect (G-score: 63.4) as the baselines did with over 50,000 (G-score: 65.4). As shown in Figure 1, SETTP is capable of effective learning when the data is extremely limited. However, as the quantity of data increases, this advantage gradually diminishes, which is consistent with the findings in Section 4.2.

Human Evaluation To supplement automatic metrics, we perform human evaluations, sampling 50 instances from each dataset (YELP, GYAFC E&M, GYAFC F&R, Shakespeare, Genshin). Fifty participants are enlisted to assess each model on three criteria: (1) strength of style transfer, (2) semantic integrity, and (3) sentence fluency. Based on performance, models are ranked from best 1 to worst 5. Table 5 presents the average rankings of the five models, as determined by participant feedback. In the assessment of Content and Fluency, participants seem to struggle with making a choice; however, SETTP significantly leads in terms of Style Accuracy.

5 Analysis

5.1 Ablation Study

We conduct an ablation study in Table 6 to investigate the importance of the components in SETTP. "w/o AAR" denotes ablating Adaptive Attentional Retrieval, i.e., Equations 4 and 5, and directly using target low-resource prompt P_T . "w/o Style" denotes that we trained $f_{\theta_S}(\cdot)$ directly without any P_T . "w/o DT" indicates ablating Domain Temperature, i.e., changing s_n in Equation 5 to a fixed value of $1/N$. "w/o PI" signifies ablating Prompt-tunable Inference, i.e., random prompts are used during inference. "w/o Cluster" denotes ablating the clustering process, reducing the coupling of content and style.

Effect of AAR and Style-level Prompt From Table 6 (row 1 and row 2), using style-level prompts without interpolation and not using style-level prompts significantly diminish performance, particularly in ACC. The former demonstrates the effectiveness of knowledge transfer(**Challenge 1**) via AAR, while the latter shows that the **Style-level Prompts** aid in initializing training.

Effect of PI and Instance-level Prompt From Table 6 (row 4 and row 5), using random prompts or using prompts that do not cluster based on semantics both lead to a decline in content consistency,

Table 3: Comparison of Full Dataset in TST. Underlined data shows SETTP versus backbone. **Bold** indicates the best, and *italicized* the second. [♡] denotes average metrics for sub-tasks, and expanded results on **thirteen** TST tasks are shown in the Appendix E.

Dataset	YELP [♡]			GYAFC E&M [♡]			GYAFC F&R [♡]			Shakespeare			Genshin [♡]			avg-G
	CC	ACC	G	CC	ACC	G	CC	ACC	G	CC	ACC	G	CC	ACC	G	
CP-G	35.7	51.1	42.7	34.1	68.5	48.3	37.0	71.8	51.5	-	-	-	-	-	-	47.5
CP-B	36.5	51.5	43.4	40.1	72.5	53.9	42.8	76.1	57.1	-	-	-	-	-	-	51.4
TEXTSETTR	44.9	54.5	49.5	47.2	75.6	59.7	51.7	77.5	63.3	13.8	78.6	32.9	32.5	52.6	41.3	49.4
BTTS	54.7	53.7	54.2	52.9	75.9	63.4	53.4	79.6	65.2	17.4	74.6	36.0	47.6	62.7	54.6	54.7
BART _{BASE}	42.1	53.7	47.5	32.5	67.2	46.7	34.6	62.4	46.5	10.9	71.4	27.9	36.5	47.6	41.7	42.1
BART _{LARGE}	48.9	<u>55.2</u>	<u>52.0</u>	<u>50.6</u>	<u>70.4</u>	<u>59.7</u>	<u>56.8</u>	82.6	<u>68.5</u>	<u>12.7</u>	<u>72.6</u>	<u>30.4</u>	<u>48.7</u>	<u>56.3</u>	<u>52.4</u>	51.7
GPT-2 _{LARGE}	32.1	48.6	39.5	30.7	56.2	41.5	31.7	52.7	40.9	14.6	67.4	31.4	31.5	41.2	36.0	37.9
T5 _{BASE}	39.9	53.6	46.2	37.2	62.9	48.4	30.0	60.2	42.5	11.7	68.7	28.4	36.1	44.1	39.9	41.1
T5 _{LARGE}	52.0	56.7	54.4	45.7	71.5	57.2	57.3	70.7	63.6	12.8	73.4	30.7	53.1	55.6	54.3	52.0
B-GST	52.1	57.8	54.9	53.4	80.0	65.4	58.6	81.2	69.0	16.7	82.5	37.1	30.7	60.1	43.0	53.8
STROYTRANS	50.7	53.4	52.0	51.9	57.2	54.5	52.5	49.9	51.2	12.7	83.4	32.5	52.1	46.7	49.3	47.9
OURS _{BASE}	42.7	59.7	50.5	49.4	61.7	55.2	51.5	66.0	58.3	15.6	81.3	35.6	40.3	46.1	43.1	48.6
OURS _{LARGE}	<u>54.5</u>	62.3	58.3	54.7	<u>79.2</u>	65.8	58.9	83.9	70.3	<u>16.5</u>	85.7	37.6	55.1	64.5	59.6	58.3

Table 4: Comparison of the methods under the different numbers of training data.

Dataset	Genshin [♡] (CC/ACC/G)			GYAFC E&M [♡] (CC/ACC/G)			
	# Instances	1%	2%	5%	1%	2%	5%
TEXTSETTR		50.7/29.8/38.9	45.3/32.7/38.5	43.5/36.7/40.0	50.4/40.2/45.0	47.6/55.4/51.4	48.6/64.2/55.9
BTTS		47.4/26.5/35.4	48.6/34.5/40.9	44.9/32.2/38.0	48.2/41.7/44.8	48.5/59.5/53.7	49.1/63.8/56.0
BART _{BASE}		41.5/28.9/34.6	42.1/35.2/38.5	40.7/36.9/38.8	40.5/38.6/39.5	39.1/43.5/41.2	35.6/48.9/41.7
BART _{LARGE}		50.1/32.6/40.4	49.3/37.5/43.0	46.0/39.8/42.8	50.3/43.7/46.9	50.4/53.5/51.9	51.2/62.8/56.7
B-GST		36.8/30.2/33.3	39.2/36.9/38.0	32.7/46.4/39.0	42.8/44.2/43.5	47.5/58.2/52.6	49.8/63.1/56.1
OURS _{BASE}		40.5/35.7/38.0	42.7/42.7/42.7	41.5/43.2/42.3	42.7/40.6/41.6	40.6/44.2/42.4	43.6/50.6/47.0
OURS _{LARGE}		49.8/42.6/46.1	50.3/49.6/49.9	48.6/53.7/51.1	49.5/51.8/50.6	51.0/65.9/58.0	53.7/74.9/63.4

Table 5: Human Evaluation Metrics.

Method	Style	Content	Fluency	avg
TEXTSETTR	4.02	4.14	2.46	3.54
BTTS	2.56	2.45	2.52	2.52
B-GST	1.96	3.46	3.52	2.98
STROYTRANS	4.80	2.27	3.78	3.62
OURS _{LARGE}	1.66	2.28	2.82	2.25

especially the latter, which aligns with our hypothesis that *Instance-level Prompts* can reduce semantic bias (**Challenge 2**). We found that clusters of semantically similar data generated through clustering can reduce the impact of irrelevant content.

Effect of Domain Temperature Eliminating *DT* did not result in significant performance degradation, indicating that the improvement brought by Domain Temperature is valuable but limited.

5.2 Visualization

Stylistic Feature We visualize the stylistic features of source texts, golden target texts, and transformed texts by SETTP via 2D UMAP [17] in Figure 3. Due to space limitations, we showcase the results on a low-resource dataset from Genshin. We selected 12 features for visualization dimensions: these include three stylistic features, i.e., quantities of punctuation, the number of sentences, and the number of words [37]; and nine less-correlated vertical style types[9], i.e., Humorous, Polite, Formal, Romantic, Gender, Dominance, Exciting, Sadness, and Offense. The first set of features are determined statistically, while the latter are evaluated using a BERT classifier [9].

The results clearly illustrate that SETTP’s transformed texts (in BLUE) are distinctly different from the original text style (in RED) and closely align with the supervised target results (in GOLDEN).




Figure 3: 2D-Visualization of Stylistic Feature.

Task Similarity Our approach is inspired by transferable prompt learning, leveraging multi-task prompts for transfer learning. Initial experiments [14] indicate that tasks with low relevance do not effectively transfer knowledge, whereas multi-style prompts exhibit higher similarity.

Figure 4 presents a clustered heatmap of the cosine similarity between multi-task and multi-style prompts. We further examined three additional tasks: story writing (WritingPrompts), summarization (Xsum, CNN/Daily Mail), and dialogue (PersonaChat). The results show higher similarities within the same tasks, for instance, between Xsum and CNN/Daily Mail; similarly, high similarities are observed in style transfers, especially among the six characters of GENSHIN. This observation confirms our conclusion: in our method, TST tasks can be mutually enhanced by learning and applying specific style cues to the target style. This suggests that transferable styles

Table 6: The ablation study of the methods under the different numbers of training data. **Bold** fonts indicate the biggest performance drop after ablation and *italicized* the second.

Dataset	Genshin [♡] (CC/ACC/G)			GYAFC E&M [♡] (CC/ACC/G)			
	# Instances	1%	2%	5%	1%	2%	5%
Ours _{LARGE} W/O AAR		51.7/ 33.6 / <i>41.7</i>	51.3/ 40.2 / <i>45.4</i>	50.3/ 48.6 / <i>49.4</i>	49.6/ 45.5 / <i>47.5</i>	52.2/ 56.7 / <i>54.4</i>	51.3/ 64.8 / <i>57.7</i>
Ours _{LARGE} W/O Style		51.3/ 33.2 / <i>41.3</i>	51.2/ 38.0 / <i>44.1</i>	51.0/ 46.1 / <i>48.5</i>	49.7/ 45.1 / <i>47.3</i>	52.1/ 55.6 / <i>53.8</i>	50.9/ 64.3 / <i>57.2</i>
Ours _{LARGE} W/O DT		51.2/40.6/45.6	51.1 /44.5/47.7	49.8/50.8/50.3	50.1/50.2/50.1	51.5/59.6/55.4	53.4/66.9/59.8
Ours _{LARGE} W/O PI		50.3 /41.2/45.5	52.1/46.8/49.4	48.7 /52.2/50.4	47.6 /47.6/47.6	48.9 /63.2/55.6	50.2 /71.5/59.9
Ours _{LARGE} W/O Cluster		50.4 /40.5/45.2	51.3/45.3/48.2	48.5 /51.7/50.1	47.3 /47.5/47.4	49.1 /63.7/55.9	49.7 /70.5/59.2
Ours _{LARGE}		49.8/42.6/46.1	50.3/49.6/49.9	48.6/53.7/51.1	49.5/51.8/50.6	51.0/65.9/58.0	53.7/74.9/63.4

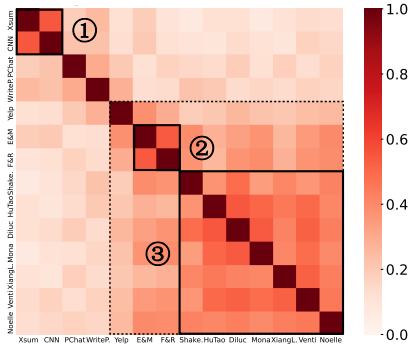


Figure 4: The confusion matrix for 14 datasets, where a deeper color indicates a higher similarity. ① corresponds to two summarization tasks, showcasing a high level of internal similarity; ② represents two style transfer tasks between formal and informal styles, indicating a high similarity; ③ involves the Shakespeare and Genshin Impact datasets, also showing a high similarity. Observations from the dashed-line areas reveal that the similarity among style transfer tasks is generally higher than that of other tasks.

can be identified effectively through this method.

Case Study We also provide some examples in Appendix D to illustrate the effectiveness of SETTP.

6 Comparison with advanced LLMs

Fine-tuning LLMs often requires high-resource datasets to avoid overfitting. Closed-source LLMs (e.g., ChatGPT, Claude³) have demonstrated strong Zero-Shot capabilities. Still, they are constrained by high interface costs and potential privacy leaks during transmission. We compare commonly used LLMs with our method using the Genshin dataset. In addition to the evaluation metrics for TST, we also tested the average memory usage of LLMs on the edge side and the token cost of LLMs on the cloud side.

Table 7 demonstrates that SETTP has achieved performance comparable to SFT LLAMA2-7B and LLAMA2-13B, with significantly lower memory consumption. Additionally, our method’s results are closely similar to those of Zero-Shot approaches, particularly CHATGPT-3.5, which shows obvious weakness in the CC metrics. A notable gap exists when compared to the Few-Shot approaches. This divergence is expected due to the considerably higher operational costs (API expenses, parameter requirements) associated with Closed-source LLMs. Our cost-effective solution can partially replace the Zero-Shot approach, especially in environments with limited internet and computational resources. Experimental details are provided in Appendix C.

² The specific versions of LLMs we used are gpt-3.5-turbo-1106, gpt-4-1106 and claude-3-sonnet-20240229.

Table 7: SFT stands for Supervised Fine-Tuning model. Zero-shot and Few-Shot mean learning from examples contained in prompts. Notably, [△] represents possible **Self-bias** as our evaluation is based on CHATGPT-4. 110T (in & out) means that each conversation input message and reply together consume 110 tokens.

Dataset	Genshin			
	Method	CC	ACC	G
SFT LLAMA2-7B	56.9	63.7↓	60.2	14.3GB VRAM
SFT LLAMA2-13B	54.7↓	69.5	61.7	27.1GB VRAM
Zero-Shot CHATGPT-4 [△]	51.8↓	70.1	60.3	110T (in & out)
Zero-Shot CHATGPT-3.5	45.8↓	68.3	55.9↓	110T (in & out)
Zero-Shot CLAUDE3	53.6↓	67.0	59.9	107T (in & out)
Few-Shot CHATGPT-4 [△]	58.9	83.9	70.3	160T (in & out)
Few-Shot CHATGPT-3.5	53.8↓	72.8	62.6	160T (in & out)
Few-Shot CLAUDE3	60.7	78.6	69.1	160T (in & out)
Ours _{LARGE}	<u>55.0</u>	<u>64.5</u>	<u>59.6</u>	3.2GB VRAM

7 Related Work

Text Style Transfer has been significantly propelled forward, leveraging the robust generalization capabilities of PLMs. Recent TST techniques are mainly categorized into supervised and unsupervised methods. Supervised methods rely on extensive annotated data, and models well-tuned with sufficient data often achieve exceptional performance [16] [28]. However, annotated data for specific styles tend to be scarce in natural settings, leading many studies to use unsupervised methods [24] [37]. These methods reduce the reliance on annotated data but still require a certain amount of data, and their performance typically falls short of supervised methods [33].

Prompt is a method of controlling PLMs. Early prompt learning focused on manually crafted *hand-crafted prompts* [23], whose limitation lies in the rigidity of the prompt templates, unable to adapt flexibly to different tasks and requirements. Some studies have proposed methods for optimizing continuous prompts [15], achieving optimal results in both continuous and discrete spaces. The *soft prompts* are essentially adjustable vectors or embeddings that guide the model to generate text meeting specific requirements [1] [14]. The recently popular *prompt engineering* [2] is an application in instruct learning where independent prompt engineering does not affect the adjustment of model parameters, focusing instead on leveraging the current capabilities of LLMs.

8 Conclusion

We present a framework named SETTP to extract style-level prompts from high-resource styles using a specialized attention mechanism. It also proposes instance-level prompts to reduce semantic bias. Experiments show that SETTP achieves comparable performance to SOTA methods with only 1/20th of the data volume.

Acknowledgements

This research was supported by the National Natural Science Foundation of China (No.62076059) and the Science and Technology Joint Project of Liaoning province (2023JH2/101700367, ZX20240193). Osmar Zaiane acknowledges the funding from NSERC and the Canada CIFAR AI Chairs Program.

References

- [1] Akari Asai, Mohammadreza Salehi, Matthew E. Peters, and Hannaneh Hajishirzi. Attempt: Parameter-efficient multi-task tuning via attentional mixtures of soft prompts, 2022.
- [2] Tom B. Brown and Benjamin Mann. Language models are few-shot learners, 2020.
- [3] Yi Chen, Rui Wang, Haiyun Jiang, Shuming Shi, and Ruifeng Xu. Exploring the use of large language models for reference-free text quality evaluation: An empirical study, 2023.
- [4] Jacob Devlin, Ming-Wei Chang, Kenton Lee, and Kristina Toutanova. Bert: Pre-training of deep bidirectional transformers for language understanding, 2019.
- [5] Luyu Gao, Xueguang Ma, Jimmy Lin, and Jamie Callan. Precise zero-shot dense retrieval without relevance labels, 2022.
- [6] Koustava Goswami, Lukas Lange, Jun Araki, and Heike Adel. Switchprompt: Learning domain-specific gated soft prompts for classification in low-resource domains, 2023.
- [7] Somayeh Jafaritazehjani, Gwénolé Lécroché, Damien Lolive, and John Kelleher. ‘Style versus content: A distinction without a (learnable) difference?’, in *Proceedings of the 28th International Conference on Computational Linguistics*, eds., Donya Scott, Nuria Bel, and Chengqing Zong, pp. 2169–2180, Barcelona, Spain (Online), (December 2020). International Committee on Computational Linguistics.
- [8] Armand Joulin, Edouard Grave, Piotr Bojanowski, and Tomas Mikolov. Bag of tricks for efficient text classification, 2016.
- [9] Dongyeop Kang and Eduard Hovy. Style is not a single variable: Case studies for cross-style language understanding, 2021.
- [10] Doyoung Kim, Susik Yoon, Dongmin Park, Youngjun Lee, Hwanjun Song, Jihwan Bang, and Jae-Gil Lee. One size fits all for semantic shifts: Adaptive prompt tuning for continual learning, 2023.
- [11] Yoon Kim. Convolutional neural networks for sentence classification, 2014.
- [12] Mike Lewis, Yinhan Liu, Naman Goyal, Marjan Ghazvininejad, Abdelrahman Mohamed, Omer Levy, Ves Stoyanov, and Luke Zettlemoyer. Bart: Denoising sequence-to-sequence pre-training for natural language generation, translation, and comprehension, 2019.
- [13] Juncen Li, Robin Jia, He He, and Percy Liang. ‘Delete, retrieve, generate: a simple approach to sentiment and style transfer’, *arXiv preprint arXiv:1804.06437*, (2018).
- [14] Junyi Li, Tianyi Tang, Jian-Yun Nie, Ji-Rong Wen, and Wayne Xin Zhao. Learning to transfer prompts for text generation, 2022.
- [15] Xiao Liu, Yanan Zheng, Zhengxiao Du, Ming Ding, Yujie Qian, Zhilin Yang, and Jie Tang. Gpt understands, too, 2023.
- [16] Michael Luca, ‘Reviews, reputation, and revenue: The case of yelp. com’, *Com (March 15, 2016). Harvard Business School NOM Unit Working Paper*, (12-016), (2016).
- [17] Leland McInnes, John Healy, and James Melville. Umap: Uniform manifold approximation and projection for dimension reduction, 2020.
- [18] Alexander Miller, Adam Fisch, Jesse Dodge, Amir-Hossein Karimi, Antoine Bordes, and Jason Weston. Key-value memory networks for directly reading documents, 2016.
- [19] OpenAI. Gpt-4 technical report, 2023.
- [20] Phil Ostheimer, Mayank Nagda, Marius Kloft, and Sophie Feltenz. A call for standardization and validation of text style transfer evaluation, 2023.
- [21] Phil Ostheimer, Mayank Nagda, Marius Kloft, and Sophie Feltenz. Text style transfer evaluation using large language models, 2023.
- [22] Matt Post. A call for clarity in reporting bleu scores, 2018.
- [23] Colin Raffel, Noam Shazeer, Adam Roberts, Katherine Lee, Sharan Narang, Michael Matena, Yanqi Zhou, Wei Li, and Peter J. Liu. Exploring the limits of transfer learning with a unified text-to-text transformer, 2023.
- [24] Sudha Rao and Joel Tetreault. Dear sir or madam, may i introduce the gyafc dataset: Corpus, benchmarks and metrics for formality style transfer, 2018.
- [25] Parker Riley, Noah Constant, Mandy Guo, Girish Kumar, David Uthus, and Zarana Parekh. Textsettr: Few-shot text style extraction and tunable targeted restyling, 2021.
- [26] Cicero Nogueira dos Santos, Igor Melnyk, and Inkit Padhi. ‘Fighting offensive language on social media with unsupervised text style transfer’, *arXiv preprint arXiv:1805.07685*, (2018).
- [27] Tianxiao Shen, Tao Lei, Regina Barzilay, and Tommi Jaakkola. Style transfer from non-parallel text by cross-alignment, 2017.
- [28] Akhilesh Sudhakar, Bhargav Upadhyay, and Arjun Maheswaran. Transforming delete, retrieve, generate approach for controlled text style transfer, 2019.
- [29] Hugo Touvron, Louis Martin, Kevin Stone, Peter Albert, Amjad Almahairi, Yasmine Babaei, and Nikolay Bashlykov. Llama 2: Open foundation and fine-tuned chat models, 2023.
- [30] Jason Weston, Sumit Chopra, and Antoine Bordes. Memory networks, 2015.
- [31] Jingjing Xu, Xu Sun, Qi Zeng, Xuancheng Ren, Xiaodong Zhang, Houfeng Wang, and Wenjie Li. Unpaired sentiment-to-sentiment translation: A cycled reinforcement learning approach, 2018.
- [32] Peng Xu, Jackie Chi Kit Cheung, and Yanshuai Cao. On variational learning of controllable representations for text without supervision, 2020.
- [33] Peng Xu, Jackie Chi Kit Cheung, and Yanshuai Cao. On variational learning of controllable representations for text without supervision, 2020.
- [34] Ruiqi Xu, Yongfeng Huang, Xin Chen, and Lin Zhang. ‘Specializing small language models towards complex style transfer via latent attribute pre-training’, in *ECAI 2023*, 2802–2809, IOS Press, (2023).
- [35] Tianyi Zhang, Varsha Kishore, Felix Wu, Kilian Q. Weinberger, and Yoav Artzi. Bertscore: Evaluating text generation with bert, 2020.
- [36] Jake Zhao, Yoon Kim, Kelly Zhang, Alexander M. Rush, and Yann LeCun. Adversarially regularized autoencoders, 2018.
- [37] Xuekai Zhu, Jian Guan, Minlie Huang, and Juan Liu. Storytrans: Non-parallel story author-style transfer with discourse representations and content enhancing, 2023.

A Domain Temperature

In neural machine translation, researchers have introduced MultiUAT to address the imbalance between high-resource and low-resource domains in machine learning aimed at maintaining balance across different domains. This approach involves a dynamic adjustment strategy where the model’s use of training data is adjusted based on the uncertainty associated with a small set of highly credible clean data. This method uses uncertainty metrics to regulate the data from each domain during training, allowing the model to effectively learn from high-resource and low-resource domains without bias towards any domain. In Section 3.3.1, we have further applied this approach to the field of style transfer, simplifying it as a means to constrain low-resource styles.

Precisely, we measure the cosine similarity between each content embedding t_S^i in the source prompt pool and t_T^j in the target prompt pool, as well as their respective prompt words E_i^{ins} and E_j^{ins} . A similarity that exceeds certain thresholds (θ_t and θ_e) indicates a high reference value. Through this exhaustive statistical method, we have learned a parameter for each source domain, referred to as "domain temperature," which helps us balance the availability and quality differences between domains, ensuring that low-resource settings do not overly impact the overall model performance.

Algorithm 1: Domain Temperature

Input: Content threshold θ_t , Embedding threshold θ_e , \mathcal{P}^{style} , \mathcal{P}^{ins}
Output: $w = \{w_1, w_2, w_3 \dots w_N\}$

```

while  $j < (n + 1)$  do
  Initialize  $ctSim$ ,  $ebdSim$ , and  $Sim$ ;
  for  $D_k \in \mathcal{P}$  do
    for  $t_l \in D_k$  do
      if  $\|t_l, t_j\| \geq ctSim \wedge \|E_l^{ins}, E_j^{ins}\| \geq ebdSim$  then
         $ctSim \leftarrow \|t_l, t_j\|$ ;
         $ebdSim \leftarrow \|E_l^{ins}, E_j^{ins}\|$ ;
      end
    end
    if  $ctSim \geq \theta_t \wedge ebdSim \geq \theta_e$  then
       $Sim = k$ ;
    end
  end
  if  $Sim \neq null$  then
     $w_{Sim} \leftarrow w_{Sim} + 1$ ;
  end
   $j \leftarrow j + 1$ 
end
return softmax( $w$ );

```

B LLM Evaluation for Style Accuracy

To estimate the *Style Accuracy (ACC)*, We use prompts to guide LLMs for evaluation. Specifically, we followed the ideas of [7]. And designed a series of prompts to guide the evaluation of LLMs. We tested the performance of large-scale models using consistency judgments from human evaluators. Furthermore, we discussed and proposed viable solutions to the biases that may arise in automatic evaluation, such as sequence bias or self-generation bias, to ensure evaluation accuracy.

B.1 Comparison of Classifier Methods

We first conduct a comparative experiment using the classifier method. We examine the performance differences between small-scale Pretrained Language Models like BERT, RoBERTa, MacBERT,

and LLMs. For small-scale PLMs, we extensively fine-tune them using datasets such as GYAFC, Yelp, Shakespeare, and Genshin. In contrast, LLMs rely on the knowledge embedded within their pre-training corpora. The experimental results are presented in Table 8.

This study presents a comparative analysis of BERT and ChatGPT models, focusing on their classification accuracy across high-resource and low-resource datasets. The results indicate that both models exhibit high accuracy levels when dealing with high-resource datasets. However, there is a notable decrease in accuracy for more low-resource styles for small-scale pre-trained language models. In contrast, the evaluation performance of LLMs like ChatGPT remains consistently high, demonstrating their robustness in handling low-resource datasets.

Table 8: The table describes the classification accuracy values that serve as the basis for classifiers comparison.

Model	High-resource		Low-resource	
	GYAFC	YELP	Genshin	SHAKESP.
BERT	89.71	91.33	32.61	42.71
ROBERTA	92.63	93.31	39.52	52.69
MACBERT	88.92	92.84	37.18	55.32
CHATGPT-4	99.21	98.69	76.22	82.11
CHATGPT-3.5	98.28	97.33	69.35	80.35

B.2 Comparison of Rating Methods

B.2.1 Methods Description

We have designed several evaluation strategies based on ChatGPT or similar LLM, and different strategies use different prompts. The prompts below can be found in Table 14.

No-Reference Explicit Rating(NER) The core of this method relies on LLM’s huge training corpus and uses prior knowledge to make judgments. By using given input texts, we guide ChatGPT to directly generate ratings, independently assessing the absolute quality of each text in specific aspects or overall. It is worth noting that if the model gives detailed reasons, the evaluation results will be more consistent with humans, so we require the model to give a specific analysis.

Reference-Based Explicit Rating(RER) Using given input texts, we conversationally guide ChatGPT in generating ratings directly. Specifically, we pre-design the answers of the LLM and use them as input texts. As known, LLMs provide responses based on previous conversation history. By providing preset prior answers, we can effectively guide the model in evaluation.

Paired Comparison Rating(PCR) This method focuses on assessing the relative quality of texts. We employed a cross-blind casting strategy to overcome biases such as order and self-generation (where models tend to prefer their own generated answers).

Specifically, we conducted blind casting by randomly exchanging the order of answers generated by various models with the 'gold standard' answers. The voting criteria are categorized into (strong win, weak win, tie, weak loss, strong loss), corresponding to scores of (50, 40, 30, 20, 10). Ultimately, the average score of each stage is used as the measurement standard.

The final score for each passage is calculated as follows:

$$Score = \sum_{d=1}^n (Score_1 + Score_2) \quad (9)$$

Here, n represents the number of models participating in the voting process. In this study, we have selected four different LLMs for voting, namely **CHATGPT-4** and **LLAMA2-13B**. This multi-model voting approach is aimed at ensuring objectivity and accuracy in scoring.

B.2.2 Benchmark for human evaluation

To assess the evaluation capabilities of law masters in TST, we considered three renowned TST models with publicly available human evaluation results.

CROSS-ALIGNED AUTOENCODER (CAAE) [27]: An autoencoder model for style transfer.

ADVERSARIALLY REGULARIZED AUTOENCODER (ARAE) [36]: An autoencoder optimized through adversarial regularization.

DELETE-AND-RETRIEVE APPROACH (DAR) [13]: A model implements style transfer through deletion and retrieval strategies.

We had LLMs evaluate the outputs from these models and calculate their correlation with human assessments to demonstrate their performance relative to existing automated metrics. For each model, we assessed the human-annotated sentences provided for the Yelp dataset, which includes an equal number of positive and negative examples from the test set (244 each), totaling 732 sentences.

B.2.3 Correlations of LLM Evaluations with Human Evaluations

To assess the effectiveness of LLMs in TST evaluation, we compare the correlation between the assessments produced by LLMs and the corresponding human evaluations across various aspects.

Table 9 presents a comparison of various methods. **CG4-NER** represents the evaluation tests conducted on the **CHATGPT-4** platform using the No-Reference Explicit Rating (NER) strategy; **CG3.5-RER** refers to evaluations performed on ChatGPT-3.5-Turbo using the Reference-Based Explicit Rating (RER) strategy. Additionally, **PCR** denotes the mixed results obtained using the Paired Comparison Rating (PCR) strategy on **CHATGPT-4** and **LLaMA-2 13B**. It is important to note that the symbol \diamond indicates that we directly used the data from [21].

The experiment result shows that the **CG4-RER** demonstrated high consistency with human performance, therefore we chose **CG4-NER** to represent **CG4** in the main text.

Table 9: To assess the TST capabilities of LLMs, we examine three renowned TST models with publicly accessible human evaluations (**ARAE** [36], **CAAE** [27], **DAR** [13]). The numbers represent Spearman’s rank correlation coefficients, with higher values indicating greater consistency with human assessments.

Method	ARAE	CAAE	DAR	All
FASTTEXT \diamond	0.498	0.550	0.332	0.473
TEXTCNN \diamond	0.512	0.525	0.331	0.458
BERTSCORE \diamond	0.513	0.559	0.408	0.497
FALCON-7B \diamond	-0.027	-0.219	-0.118	-0.131
FALCON-40B \diamond	0.206	0.389	0.313	0.307
LLAMA2-7B \diamond	0.091	-0.128	-0.064	-0.039
LLAMA2-13B \diamond	0.103	0.018	0.106	0.067
INSGPT \diamond	0.618	0.543	0.584	0.574
CG3.5-NER	0.275	0.262	0.281	0.273
CG3.5-RER	0.356	0.392	0.307	0.352
CG4-NER	0.315	0.279	0.361	0.318
CG4-RER	0.659	0.612	0.623	0.631
PCR	0.535	0.512	0.512	0.519

C Comparison with Advanced LLMs

C.1 SFT Methods Setting

To demonstrate our model’s strong generalization capability under low-resource conditions, we conducted a comparison with the renowned large language model, **LLAMA2-7B** and **LLAMA2-13B**. We employed a **QLORA**-based supervised fine-tuning approach to ensure a fair comparison.

Specifically, the parameter $lora_r$ determines the rank of the update matrix BA , which we set to a small rank of 1. When updating the parameter w_0 , we modulate the impact of BA using a scaling factor α , which also acts as the learning rate, referred to as $lora_\alpha$. We also introduce $loradropout$, a typical dropout strategy used for regularization. The number of training epochs is set to 3. Regarding the settings for $fp16$ and $bf16$, we choose to set both to *false* since we do not use mixed precision training when employing **QLORA**. The learning rate r is set to 2×10^{-4} . All other settings are kept at their default values. We perform tuning using $2 \times A100$ (80G).

C.2 Zero-Shot and Few-Shot Methods Setting

The current closed-source LLMs demonstrate outstanding zero-shot and few-shot performance, but this depends on carefully crafted prompt engineering. In Table 15, we have designed a series of prompt schemes aimed at fully harnessing the potential of these large models, which include: **CHATGPT-4**, **CHATGPT-3.5**, and **CLAUDE3**.

C.3 Cost Comparison

Table 10 displays the performance comparison of the **LLAMA2** series fine-tuned with **QLORA**, **CHATGPT-4**, **CHATGPT-3.5**, and **CLAUDE3** adjusted with prompting techniques, against our method. We conducted evaluations on two datasets, Genshin and GYAF E&M. In addition to comparing content consistency (CC) and style accuracy (ACC), we also analyzed Inference Cost and Inference Speed.

D Case Study

In Table 11, we list successful examples from our model in simple style transfer: formal and informal, positive and negative, and role style transfer: Hu Tao and Noelle.

For the Comparison in the task of simple style transfer, the three competing models tend to add negative words (e.g., "not") to make the text more negative. Additionally, we are surprised that the phrases learned by SETTP are not present in the training corpus (e.g., "no intention of"). In contrast, the other two models used words in the training corpus. In the task of role style transfer, we chose two specific characters, Hu Tao and Noelle. Hu Tao is lively and extroverted, while Noelle is meticulous and elegant. During the style transfer, our model alters punctuation marks (e.g., "!" "..."), whereas BTTS does not. Additionally, regarding word choice, our transformed words lean more towards Noelle’s character (e.g., "careful").

E Expanded Results

Table 12 and Table 13 are extensions of Table 3.

Table 10: Comparison of advantages and disadvantages with LLMs. SFT stands for Supervised Fine-Tuning model. Zero-shot and Few-Shot means learning from examples contained in prompts. Notably, Δ represents possible **self-bias** as our evaluation is based on **CHATGPT-4**. 110T (in & out) means that each conversation input message and reply together consume 110 tokens. \downarrow means the score is lower than ours, and * means results are subject to network fluctuations

Dataset	Genshin			GYAFC E&M			AVERAGE COST		
	Method	CC	ACC	G	CC	ACC	G	Memory	Speed
QLora-based SFT LLAMA2-7B	56.9	63.7 \downarrow	60.2	57.8	82.8	69.2	14.3GB VRAM	25.5T/S	7B
QLora-based SFT LLAMA2-13B	54.7 \downarrow	69.5	61.7	56.9	83.7	69.0	27.1GB VRAM	17.2T/S	13B
Zero-Shot Prompt 1 CHATGPT-4 Δ	51.8 \downarrow	70.1	60.3	51.0 \downarrow	85.6	66.1	47T (in & out)	5.4T/S*	
Zero-Shot Prompt 1 CHATGPT-3.5	45.8 \downarrow	68.3	55.9 \downarrow	53.2 \downarrow	78.9 \downarrow	64.8 \downarrow	47T (in & out)	8.7T/S*	1750B
Zero-Shot Prompt 1 CLAUDE3	53.6 \downarrow	65.7	69.3	55.7	83.5	68.2	45T (in & out)		
Few-Shot Prompt 2 CHATGPT-4 Δ	48.2 \downarrow	73.9	59.7	48.7 \downarrow	86.2	64.8	120T (in & out)	5.4T/S*	
Few-Shot Prompt 2 CHATGPT-3.5	45.9 \downarrow	68.2	55.9	53.2 \downarrow	83.3	66.5	120T (in & out)	8.7T/S*	1750B
Few-Shot Prompt 2 CLAUDE3	50.2 \downarrow	72.7	60.4	51.7 \downarrow	82.2	65.2 \downarrow	120T (in & out)		
Few-Shot Prompt 3 CHATGPT-4 Δ	55.9	81.2	67.4	58.7	85.9	71.0	180T (in & out)	5.4T/S*	
Few-Shot Prompt 3 CHATGPT-3.5	52.7 \downarrow	70.3	60.9	59.5	84.7	70.0	180T (in & out)	8.7T/S*	1750B
Few-Shot Prompt 3 CLAUDE3	52.7 \downarrow	76.6	63.5	53.9 \downarrow	86.8	68.4	180T (in & out)		
Few-Shot Prompt 4 CHATGPT-4 Δ	58.9	83.9	70.3	62.0	91.2	75.2	160T (in & out)	5.4T/S*	
Few-Shot Prompt 4 CHATGPT-3.5	53.8 \downarrow	72.8	62.6	57.8	86.2	70.6	160T (in & out)	8.7T/S*	1750B
Few-Shot Prompt 4 CLAUDE3	60.7	78.6	69.1	59.7	90.5	73.5	160T (in & out)		
OURS-LARGE	55.1	64.5	59.6	54.7	79.2	65.8	3.2GB VRAM	147.8T/S	440M

Table 11: Examples of transferred sentences by our method, **BTTS** and **B-GST**. Attributes are colored for formality and sentiment transfers in both directions. The deleted words from the input are colored by **red**, and the inserted words in the output are colored by **blue**.

	Formal \Rightarrow Informal	Positive \Rightarrow Negative
<i>Input</i>	I find movies to be a captivating blend of art and story.	I will definitely come to this restaurant again for a meal.
B-GST	I feel like movies are a fun mix of art and story.	I have no desire to dine at this restaurant in the future .
BTTS	I think movies a pretty neat mix of art and story.	I'm unlikely to return to this restaurant for another meal.
SETTP	I reckon movies are this fun blend of art stuff and story.	I have no intention of returning to this restaurant for another meal.
	Hu Tao \Rightarrow Noelle	Noelle \Rightarrow Hu Tao
<i>Input</i>	Lemme show you some fire tricks . First... Fire! And then... Whoosh! Fire butterfly! Be free!	I cannot rest on my laurels . After all, I am not even formally a knight yet. Until that day , I must work even harder .
B-GST	Allow me to demonstrate a bit of my training . First, a focused spark... Ignite! Next, with precision ... Whoosh! A butterfly of flames, gently soaring! Away you go, free and guided!	A rest? In my path , not a trace! An unmarked knight in life's whimsical race. I'll stride through the day , pursuing my dreams with ethereal light!
SETTP	Let me share with you a technique I've been practicing . Firstly, a controlled flame. Ignition. Then, with careful guidance , a flame takes the form of a butterfly, dancing freely.	...Resting? Not my style! A formal knight, I'm not yet to be. But ah... the journey's fun, full of laughter and art . Until that day, I'll play my spirited part!

Table 12: Comparison of Full Dataset in TST.

Dataset	YELP (CC/ACC/G)		GYAFC E&M (CC/ACC/G)		GYAFC F&R (CC/ACC/G)		
	Task Attribute	Positive	Negative	Formal	Informal	Formal	Informal
CP-G		35.3/51.4/42.6	36.1/50.8/42.8	33.7/68.1/47.9	34.5/68.9/48.8	37.1/37.4/37.2	36.9/36.6/36.7
CP-B		36.3/51.2/43.1	36.7/51.8/43.6	40.6/72.3/54.2	39.6/72.7/53.7	43.3/43.0/43.1	42.3/42.6/42.4
TEXTSETTR		44.7/53.8/49.0	45.1/55.2/49.9	47.5/75.4/59.8	46.9/75.8/59.6	52.0/51.9/51.9	51.4/51.5/51.4
BTTS		55.0/53.2/54.1	54.4/54.2/54.3	53.1/76.2/63.6	52.7/75.6/63.1	53.9/53.1/53.5	52.9/53.7/53.3
BART _{BASE}		42.0/54.5/47.8	42.2/52.9/47.2	31.7/67.1/46.1	33.3/67.3/47.3	33.8/34.7/34.2	35.4/34.5/34.9
BART _{LARGE}		49.6/55.1/52.3	48.2/55.3/51.6	50.7/71.1/60.0	50.5/69.7/59.3	56.9/56.1/56.5	56.7/57.5/57.1
GPT-2 _{LARGE}		31.8/48.1/39.1	32.4/49.1/39.9	31.2/55.9/41.8	30.2/56.5/41.3	32.2/32.0/32.1	31.2/31.4/31.3
T5 _{BASE}		40.1/54.7/46.8	39.7/52.5/45.7	36.7/63.1/48.1	37.7/62.7/48.6	29.5/29.8/29.6	30.5/30.2/30.3
T5 _{LARGE}		52.1/55.8/53.9	52.1/57.6/54.8	46.0/71.5/57.3	45.4/71.5/57.0	58.2/57.3/57.7	56.4/57.3/56.8
B-GST		51.7/56.6/54.1	52.5/59.0/55.7	54.6/78.9/65.6	52.2/79.7/64.5	59.8/59.0/59.4	57.4/58.2/57.8
STROYTRANS		51.1/53.7/52.4	50.3/53.1/51.7	51.6/57.6/54.5	52.2/56.8/54.5	52.2/52.1/52.1	52.8/52.9/52.8
OURS _{BASE}		42.5/59.2/50.2	42.9/60.2/50.8	49.9/61.5/55.4	48.9/61.9/55.0	52.0/51.7/51.8	51.0/51.3/51.1
OURS _{LARGE}		54.2/62.2/58.1	54.8/62.4/58.5	54.0/78.9/65.3	55.4/79.5/66.4	58.2/59.2/58.7	59.6/58.6/59.1

Table 13: Comparison of Full Dataset in TST.

Dataset	Genshin (CC/ACC/G)					
	Task Attribute	Hutao	Venti	Diluc	Noelle	Mona
TEXTSETTR	34.7/51.4/42.23	31.7/53.0/40.99	32.0/52.5/40.99	31.0/49.9/39.33	34.3/55.1/43.47	31.3/53.7/41.00
BTTS	48.8/63.7/55.75	47.2/62.1/54.14	47.7/63.2/54.91	50.3/62.7/56.16	45.1/61.9/52.84	46.5/62.6/53.95
BART _{BASE}	37.6/48.5/42.70	35.2/48.4/41.28	38.1/47.1/42.36	32.8/47.2/39.35	36.1/48.3/41.76	39.2/46.1/42.51
BART _{LARGE}	53.9/54.1/54.00	55.7/57.1/56.40	51.9/56.8/54.29	50.7/57.8/54.13	55.4/54.5/54.95	48.6/57.5/52.86
GPT-2 _{LARGE}	33.0/40.5/36.56	30.7/42.7/36.21	31.1/40.3/35.40	31.8/40.9/36.06	30.8/41.9/35.92	31.6/40.9/35.95
T5 _{BASE}	34.1/42.9/38.25	36.6/47.6/41.74	38.8/42.5/40.61	33.4/43.7/38.20	36.0/44.7/40.11	37.7/43.2/40.36
T5 _{LARGE}	52.4/57.6/54.94	53.8/55.1/54.45	52.6/52.9/52.75	52.3/58.3/55.22	53.5/55.7/54.59	54.0/54.0/54.00
B-GST	29.8/59.4/42.07	29.9/61.6/42.92	31.2/59.2/42.98	31.1/59.8/43.13	30.0/60.8/42.71	32.2/59.8/43.88
STROYTRANS	53.3/45.6/49.30	48.6/48.0/48.30	53.7/45.1/49.21	52.5/50.4/51.44	51.5/47.1/49.25	53.0/44.0/48.29
OURS _{BASE}	39.3/44.6/41.87	40.9/46.9/43.80	39.8/46.5/43.02	40.3/45.8/42.96	41.1/46.8/43.86	40.4/46.0/43.11
OURS _{LARGE}	55.8/65.2/60.32	53.6/63.8/58.48	56.0/65.0/60.33	55.4/65.3/60.15	54.4/64.1/59.05	55.4/63.6/59.36

Table 14: Prompts for Evaluation.

Baseline	Prompt
NER	<p>System: [Role] [Background] [Personality]</p> <p>User: Based on your understanding of [Role], please rate the following generated content: [Generated Text] Give a continuous rating between 0 (worst) and 100 (best), where 0 means "completely inconsistent with [Role]'s style," and 100 means "this is definitely [Role]'s style, expressed perfectly." Please follow the requirements: [Requirements]</p> <p>Assistant: [Score] [Reasons]</p>
RER	<p><i>Supervised History:</i></p> <p>System: [Role] [Background] [Personality]</p> <p>User: Based on your understanding of [Role], please rate the following generated content: [Supervised Text 1] Give a continuous rating between 0 (worst) and 100 (best), where 0 means "completely inconsistent with [Role]'s style," and 100 means "this is definitely [Role]'s style, expressed perfectly." Please follow the requirements: [Requirements]</p> <p>Assistant: [Supervised Score 1] [Reasons 1]</p> <p>User: [Supervised Text 2]</p> <p>Assistant: [Supervised Score 2] [Reasons 2]</p> <p>User: [Supervised Text 3]</p> <p>Assistant: [Supervised Score 3] [Reasons 3]</p> <p>User: [Supervised Text 4]</p> <p>Assistant: [Supervised Score 4] [Reasons 4]</p> <p><i>Rating:</i> User: [Generated Text] Assistant: [Score] [Reasons]</p>
PCR	<p><i>Stage 1</i></p> <p>System: [Role] [Background] [Personality]</p> <p>User: Passage 1: [Generated Text] Passage 2: [Golden Text] Please participate in a vote based on your understanding of [Role], with the goal of selecting the passage that most closely resembles the style of [Role]. Here are the voting rules: Your voting criteria should include the following five levels: <i>Strong Win (Score: 50) Weak Win (Score: 40) Tie (Score: 30) Weak Loss (Score: 20) Strong Loss (Score: 10)</i> Please follow other requirements: [Requirements]</p> <p>Assistant: [Score 1] [Reasons 1]</p> <p><i>Stage 2</i> ===Exchange the order of Passages=== Assistant: [Score 2] [Reasons 2]</p>

Table 15: Prompts for Comparison with Advanced LLMs.

Baseline	Prompt
Zero-Shot Prompt 1	<p>System: [Role] [Background] [Personality] User: If you are [Role], how would you express the following sentence: [Original Text] Please follow the requirements: First, the style has to be very [Role]-like. The contents of the converted sentence must be consistent with the original sentence. Assistant: [Generated Text]</p>
Few-Shot Prompt 2	<p>System: [Role] [Background] [Personality] User: This is a dialogue attributed to the character [role]: [Golden Text 1] [Golden Text 2] [.....] [Golden Text n] In light of the [role]'s background, distinctive personality traits, and other relevant information, coupled with the given dialogue, you are tasked with precisely emulating the stylistic and tonal aspects of [role]'s speech. The text you are required to mimic is as follows: [Original Text] Please follow the requirements: [Requirements] Assistant: [Generated Text]</p>
Few-Shot Prompt 3	<p>User: There are two paragraphs from different characters. Rewrite the target paragraph according to the speaking style, personality, mood, word usage and punctuation of the origin paragraph. Pay attention to imitating the speaking style of the first paragraph as much as possible and use different words. Here is an example. Original Paragraph: [Original Text 1] Target Paragraph: [Golden Text] The text you are required to rewrite is as follows: [Original Text 2] Please follow the requirements: [Requirements] Assistant: [Generated Text]</p>
Few-Shot Prompt 4	<p><i>Supervised History:</i> System: [Role] [Background] [Personality] User: In light of the [role]'s background, distinctive personality traits, and other relevant information, coupled with the given dialogue, you are tasked with precisely emulating the stylistic and tonal aspects of [role]'s speech. The text you are required to mimic is as follows: [Original Text] Please follow the requirements: [Requirements] User: [Original Text 1] Assistant: [Golden Text 1] User: [Original Text 2] Assistant: [Golden Text 2] User: [Original Text n] Assistant: [Golden Text n] <i>Generating:</i> User: [Original Text] Assistant: [Generated Text]</p>