

Perturbative and nonperturbative QCD corrections in polarized nucleon structure functions and spin asymmetries of nucleons

F. Zaidi,¹ M. Sajjad Athar*,¹ and S. K. Singh¹

¹*Department of Physics, Aligarh Muslim University, Aligarh - 202002, India*

We have studied the deep inelastic scattering (DIS) of polarized charged leptons from polarized nucleon targets and evaluated the polarized nucleon structure functions $g_{1N,2N}(x, Q^2)$ as well as the nucleon asymmetries $A_{1N,2N}(x, Q^2)$ for protons and neutrons. The higher order perturbative corrections up to the Next-to-Next-to-the-Leading Order (NNLO), using the parameterization of Polarized Parton Distribution Functions (PPDFs) given by Borsa, Stratmann, Vogelsang, de Florian and Sassot (BDSSV24) in the 3-flavor $\overline{\text{MS}}$ scheme, along with the nonperturbative corrections—namely the twist-3 corrections and the Target Mass Corrections (TMC)—have been included in the calculations. The numerical results for the polarized nucleon structure functions, the nucleon asymmetries and the sum rule integrals of the nucleon structure functions—corresponding to the Ellis-Jaffe, Bjorken, and Burkhardt-Cottingham sum rules—have been evaluated numerically and are found to be in agreement with the experimental results from SLAC, CERN, DESY and JLab. The benchmarking of the PPDFs of BDSSV24 at NNLO using the present data on polarized nucleon structure functions and other observables will be useful in studying the nuclear medium effects in the scattering of the charged leptons from nuclei at the JLab, EIC, DESY, etc., and the scattering of the (anti)neutrinos from polarized nucleons and nuclei at the proposed neutrino factories.

PACS numbers: 13.15.+g, 13.60.Hb, 21.65.+f, 24.10.-i

I. INTRODUCTION

The results from the pioneering experiments by the European Muon Collaboration (EMC) at CERN on the spin structure function of the proton i.e., $g_{1p}(x, Q^2)$ [1], (where x and Q^2 being the standard kinematic variables to describe the Deep Inelastic Scattering (DIS)), when interpreted in light of the predictions of the naive Quark Parton Model (QPM) [2, 3], along with the results of neutron and hyperon β decays analyzed assuming the $SU(3)$ symmetry, showed that the simple picture of proton spin in terms of the quark spins is not valid. It was found that (i) the total spin contribution from quark spins accounts for only a small fraction of the proton's spin, and (ii) the contribution from the strange quark sea is not negligible, but large and negative. This surprising result is known in the literature as the “proton spin crisis”. The resolution of the “proton spin crisis” needs very precise experimental measurements of the polarized structure function $g_{1p}(x, Q^2)$, not only from the DIS of charged leptons but also from the DIS of (anti)neutrinos from polarized nucleons. These measurements are essential to obtain a full flavor decomposition of nucleon spin and its interpretation based on the theoretical analyses going beyond the QPM by including the contributions from the higher order perturbative and nonperturbative corrections. In view of this, extensive efforts have been made to make further measurements of the polarized spin structure functions of the nucleon over a wide kinematic range of x and Q^2 , through various experiments on deep inelastic scattering done with the charged leptons at SLAC [4–11], CERN [12–18], DESY [19–22] and JLAB [23–32]. The measurement of these structure functions off the scattering of (anti)neutrinos from polarized nucleon targets is a subject of considerable interest at future neutrino factories [33–37]. Theoretically, many attempts have been made to study the polarized spin structure functions of the nucleon by including various corrections to the results obtained in the QPM for charged lepton scattering [38–49], and in the case of (anti)neutrinos scattering from nucleons [37, 39, 44, 47, 50–52].

In the naive QPM calculations, the charged particles are assumed to scatter from the point like individual constituents of nucleon called quark partons, which are considered to be free, non-interacting and massless spin 1/2 targets. In the asymptotic limit of kinematic variables Q^2 and ν , i.e., $Q^2 \rightarrow \infty, \nu \rightarrow \infty$ such that $\frac{Q^2}{2M\nu} = x$, the nucleon structure functions are found to scale, i.e., they depend only on one variable x and not on Q^2 , thus satisfying the phenomenon called Bjorken scaling [53]. However, experimentally the measured structure functions $F_{1N,2N}(x, Q^2)$ in the case of scattering from the unpolarized nucleon targets, and $g_{1N,2N}(x, Q^2)$; ($N = p, n$) in the case of polarized nucleon targets exhibit mild Q^2 dependence [54–57]. This mild Q^2 dependence implies that the quark partons taking part in the scattering process are not completely free but are interacting with other quark partons through gluon exchange as envisaged in the QCD picture of the nucleon. Inclusion of this interaction in the kinematic region of

* Corresponding author: sajathar@gmail.com

very high but finite non-asymptotic Q^2 and ν introduces some Q^2 dependence in the nucleon structure functions. Moreover, the gluons themselves are self interacting inside the nucleon which also contribute to the nucleon structure functions with a Q^2 dependence. The corrections to the nucleon structure functions due to the interactions of quark partons through the exchange of gluons and the self interaction of gluons inside the nucleon are calculated using the methods of perturbative QCD treating it in increasing orders of strong coupling α_s of the quarks and gluons interactions, generally, labeled as the Leading Order (LO), Next-to-Leading Order (NLO), Next-to-Next-to-Leading Order (NNLO) depending on the higher order terms in the perturbative QCD. The theoretical formulation for calculating these corrections is based on the Dokshitzer-Gribov-Lipatov-Altarelli-Parisi (DGLAP) evolution equations of QCD [58] as well as the methods discussed in Refs. [59–64], which describes the Q^2 evolution of the nucleon structure functions as one moves towards lower Q^2 from the asymptotic limits of $Q^2 \rightarrow \infty$. These constitute the higher order perturbative corrections.

In addition, there are nonperturbative corrections such as TMC effect which is related to the finite mass of the target nucleon and result in the modification of the scattering kinematics as well as some Q^2 dependence, and the corrections arising due to the contribution of Higher Twist (HT) terms like twist-3, twist-4, etc., in the Operator Product Expansion (OPE) of the hadronic tensor which describes the effect of parton (quark and gluon) correlations beyond the twist-2 operators in the calculation of nucleon structure functions [65–67]. These nonperturbative effects can be significant in the kinematic region characterized by high x and low to moderate Q^2 , particularly for $W \leq 2$ GeV. This region of moderate Q^2 and W includes the inclusive production of charged leptons produced along with pions through inelastic non-resonant Born processes, which start at $W = 1.08$ GeV, corresponding to the threshold for pion production. As W increases, resonance excitations begin with the excitation of the Δ -resonance at $W = 1.232$ GeV and continue up to $W = 2$ GeV and beyond into the third resonance region producing pions and other mesons. In the absence of constraints on Q^2 and W , the inclusive production of charged leptons in a DIS process, therefore, includes contributions from the inelastic region of pion production both from the non-resonant and resonant excitation processes which are described by the hadron dynamics, in addition to contributions from genuine DIS processes described by perturbative QCD. In order to apply perturbative QCD predictions to explain various observables in DIS processes, some kinematic constraints on Q^2 and W are necessary to define a safe DIS region, for which there is no consensus in the community. However, some experimental analyses have used a cut of $W \geq 2$ GeV for a given Q^2 to analyze their data and compare with theoretical predictions of perturbative QCD, with and without higher-order perturbative and non-perturbative QCD corrections. Recently, Athar and Morfin [68] discussed in detail the problems associated with defining such constraints and suggested a value of $W \geq 2$ GeV and $Q^2 \geq 1$ GeV² to define a safe DIS region. Therefore, caution is needed when comparing DIS data without a cut on W and Q^2 with perturbative QCD predictions. In the present work, such kinematic constraints are specifically mentioned when discussing our theoretical results and their comparison with experimental data.

Various theoretical groups like the groups of Amiri et al. [69], Khanpour et al. [70] Blumlein et al. [71], Leader et al. [72], Nocera et al. [73], Ethier et al. [74] and de Florian et al. [75], etc. have phenomenologically determined the polarized parton distribution functions using the experimental data on the DIS of charged leptons from the polarized nucleons at NLO. Khanpour et al. [70], have compared the results for the PPDFs obtained by various authors and find that there is significant differences among them. They arise due to the differences in the experimental inputs and the phenomenology used by the various authors. This induces considerable model dependence in the determination of PPDFs at NLO. In recent years the determination of the PPDFs using experimental data on various observables in the DIS of the polarized electrons on polarized protons, semi inclusive electron DIS i.e. SIDIS and in some cases also the proton-proton scattering has been done at NNLO by some authors like Mirjalili et al. [76], Borsa et al. [36, 49], Bertone et al. [48], etc. For example, Mirjalili et al. [76] have evaluated the spin structure functions $g_{1N}(x, Q^2)$ and $g_{2N}(x, Q^2)$ by analyzing the updated world data up to NNLO using Jacobi polynomials expansion approach. They have also included the TMC effect following Ref. [77] and the higher-twist corrections following the BLMP model [78] in which nucleon structure functions are fitted phenomenologically. In most recent determination of PPDFs by the MAPPDF [48] and BDSSV24 [49] groups at NLO and NNLO, a comparison has been made of the values of the PPDFs obtained at the NLO and NNLO. It has been found that the differences in the values of PPDFs evaluated at NLO and NNLO are quite small suggesting stability of the higher order perturbative corrections. Such a perturbation stability has been also reported in a review of PPDFs at NLO and NNLO done by Chieffia [79] who also confirms the model dependence of the PPDFs at NLO found earlier by Khanpour et al. [70]. However, the model dependence of the PPDFs at NNLO has not been studied. We have used the PPDFs at NLO and NNLO given by Borsa, Stratmann, Vogelsang, de Florian and Sassot (BDSSV24) [49] to study the higher order perturbative corrections by including the nonperturbative corrections due to the TMC and HT (twist-3) on the nucleon structure functions and other observables in the DIS of polarized electrons on polarized nucleons.

In this work, we focus on the theoretical calculation of obtaining the polarized structure functions by including the higher order perturbative and nonperturbative QCD corrections to the QPM results. Using the unpolarized structure function $F_{1N}(x, Q^2)$, and the polarized structure functions $g_{1N,2N}(x, Q^2)$, the nucleon asymmetries $A_{1N,2N}(x, Q^2)$;

$N = p, n$ have been obtained and compared with the experimental results. We have also obtained the integrated spin dependent structure functions to obtain the various sum rule integrals corresponding to the Ellis-Jaffe [80], Bjorken [53] and Burkhardt-Cottingham [81] sum rules and compared them with the experimental results. In the case of $g_{1N,2N}(x, Q^2)$, the higher order perturbative corrections up to NNLO have been incorporated by using the polarized PDFs grids of BDSSV24 parameterization [49]. The nonperturbative corrections from twist-3 operators and the target mass corrections have been included in a 3-quark flavor $\overline{\text{MS}}$ scheme [77, 82–84]. The aim of the present work is to perform an analysis of the polarized nucleon structure functions and other observables in the DIS of polarized electrons from polarized nucleons:

- (i) to study the model dependence of PPDFs at NLO using various parametrizations for this available in literature as well as to study the perturbative stability at NLO and NNLO using the PPDFs from BDSSV24 [49].
- (ii) to include the nonperturbative corrections due to the TMC and HT (twist-3) effects to describe the experimental data.
- (iii) to benchmark a set of PPDFs at NNLO using experimental data on the polarized nucleon structure functions in the DIS of charged leptons, nucleon asymmetries and various sum rule integrals involving these structure functions in order to apply them in future to study:
 - (a) the polarized nucleon structure functions in the case of DIS of the (anti)neutrino from polarized nucleon targets as done by us earlier in the case of unpolarized structure functions [85].
 - (b) the nuclear effects in the polarized nucleon structure functions in the case of DIS of charged leptons and (anti)neutrinos from nuclear targets following a field theoretical approach as done in our earlier work [86].

In section II, we describe the formulae used to incorporate the higher order perturbative and nonperturbative corrections to the results obtained in the QPM. In section III, we present the numerical results for the polarized structure functions $g_{1N,2N}(x, Q^2)$, the nucleon asymmetries $A_{1N,2N}(x, Q^2)$, and the sum rule integrals corresponding to the Ellis-Jaffe, Bjorken and Burkhardt-Cottingham sum rules and compare them with the experimental results. We discuss explicitly the role of higher order perturbative and nonperturbative QCD corrections in the relevant region of kinematic variables x and Q^2 . The significance of choosing a kinematic cut on the variables Q^2 and W (the center of mass energy) in defining a true DIS process in the calculation of the nucleon structure functions has also been discussed. In section IV, we give conclusion of our work.

II. PERTURBATIVE AND NONPERTURBATIVE CORRECTIONS TO THE QPM RESULTS

A. Structure Functions in the Quark Parton Model

The quark-parton-model calculation of nucleon structure functions considers scattering only from the free, non-interacting quark partons in the nucleon and neglects the contribution of scattering from gluons, as well as from quark partons while interacting with gluons and other partons within the nucleon. This can be considered as the leading order calculation in the perturbative QCD description of nucleon structure. In this model, $F_{1N}(x, Q^2)$ and $g_{1N,2N}(x, Q^2)$ are found to be independent of Q^2 . $F_{1N}(x, Q^2)$ is given by [86, 87]:

$$F_{1N}(x, Q^2) = \frac{F_{2N}(x, Q^2)}{2x} = \frac{1}{2} \sum_{i=1}^{n_f} e_i^2 (q_i(x) + \bar{q}_i(x)), \quad (1)$$

where n_f is the number of quark flavors, e_i is the charge of the corresponding quark q_i , the sum over i extends over all flavors of quarks and antiquarks in the nucleon, $q_i(x)$ and $\bar{q}_i(x)$ are respectively the quarks and antiquarks density distribution. The polarized structure functions $g_{1N,2N}(x, Q^2)$ are given by [39, 43, 82]:

$$g_{1N}(x, Q^2) = \frac{1}{2} \sum_{i=1}^{n_f} e_i^2 (\Delta q_i(x) + \Delta \bar{q}_i(x)), \quad (2)$$

$$g_{2N}(x, Q^2) = 0, \quad (3)$$

with $\Delta q_i(x)$ and $\Delta \bar{q}_i(x)$ defined as

$$\Delta q_i(x) = q^+(x) - q^-(x), \quad \Delta \bar{q}_i(x) = \bar{q}^+(x) - \bar{q}^-(x), \quad (4)$$

where $q^+(x)(\bar{q}^+(x))$ and $q^-(x)(\bar{q}^-(x))$ are the quarks (antiquarks) momentum distribution having spins parallel and antiparallel to the nucleon spin.

B. Higher order perturbative corrections

Beyond the leading order contributions from the scattering of leptons off free, non-interacting quarks, there are contributions from gluons and the corrections due to the quark partons interacting with gluons and other quark partons in the nucleon. Moreover, gluons are also self interacting, further modifying their contribution. These effects induce a Q^2 dependence in the structure functions and Q^2 evolution is performed using the DGLAP evolution equations [58] as well as the methods discussed in Refs. [59–64, 88–92]. In general, the nucleon structure functions are calculated by convoluting the parton distribution functions of the unpolarized (polarized) partons with the parton coefficient function $C_f(x)$ ($\Delta C_f(x)$) and summing over all the parton contributions $f(=q, g)$ ($\Delta f(= \Delta q, \Delta g)$) in the nucleon. In the case of unpolarized structure functions they are discussed in detail in Ref. [86]. $g_{1N}(x, Q^2)$ is written as [82, 83]:

$$g_{1N}(x, Q^2) = \sum_{f=q,g} \Delta C_f^{(n)}(x, Q^2) \otimes \Delta f(x, Q^2), \quad (5)$$

where $n = 0, 1, 2, \dots$ is the order in the perturbative expansion of QCD corresponding to LO, NLO, NNLO, etc., and \otimes represents the Mellin transform defined as:

$$\Delta C_{f,i}(x, Q^2) \otimes \Delta f(x, Q^2) = \int_x^1 \Delta C_{f,i}(y, Q^2) \Delta f\left(\frac{x}{y}, Q^2\right) \frac{dy}{y}$$

The above expression (Eq. 5) for $g_{1N}(x, Q^2)$ may be decomposed in terms of singlet (S), non-singlet (NS) and gluonic (g) terms as [82, 83]:

$$\begin{aligned} g_{1N}(x, Q^2) = & \frac{1}{n_f} \sum_{j=1}^{n_f} e_j^2 \left(\underbrace{\Delta C_{q,S}^{(n)}(x, Q^2) \otimes \Delta \Sigma(x, Q^2)}_{\text{singlet}} + \underbrace{\Delta C_g^{(n)}(x, Q^2) \otimes \Delta G(x, Q^2)}_{\text{gluonic}} \right) \\ & + \underbrace{\Delta C_{q,NS}^{(n)}(x, Q^2) \otimes \Delta^{NS}(x, Q^2)}_{\text{nonsinglet}}, \end{aligned}$$

where $\Delta \Sigma(x, Q^2) = \sum_{i=1}^{n_f} (\Delta q_i(x, Q^2) + \Delta \bar{q}_i(x, Q^2))$ is the singlet (S) quark PPDFs, ΔG is the polarized gluonic distribution function, $\Delta_{NS}(x, Q^2) = \sum_{i=1}^{n_f} (e_i^2 - \frac{1}{n_f} \sum_{j=1}^{n_f} e_j^2) (\Delta q_i(x, Q^2) + \Delta \bar{q}_i(x, Q^2))$ is the non-singlet (NS) quark PPDFs, $\Delta C_{q,S}^{(n)}$ and $\Delta C_{q,NS}^{(n)}$ are the singlet and non-singlet coefficient functions for the polarized quarks/antiquarks, respectively, and $\Delta C_g^{(n)}$ is the coefficient function for the gluons with $n = 1, 2, 3, \dots$ for $N^{(n)}$ LO [51, 82, 83]. Introducing a renormalization scale μ in the parton coefficient functions and densities, the above expression at $N^{(n)}$ LO; ($n = 1, 2, \dots$) is written as [82, 83]:

$$\begin{aligned} g_{1N}(x, Q^2) = & \frac{1}{2} \int_x^1 \frac{dy}{y} \left[\frac{1}{n_f} \sum_{j=1}^{n_f} e_j^2 \left\{ \Delta \Sigma\left(\frac{x}{y}, \mu^2\right) \Delta C_{q,S}^{(n)}\left(y, \frac{Q^2}{\mu^2}\right) + \Delta G\left(\frac{x}{y}, \mu^2\right) \Delta C_g^{(n)}\left(y, \frac{Q^2}{\mu^2}\right) \right\} \right. \\ & \left. + \Delta^{NS}\left(\frac{x}{y}, \mu^2\right) \Delta C_{q,NS}^{(n)}\left(y, \frac{Q^2}{\mu^2}\right) \right]. \quad (6) \end{aligned}$$

The singlet coefficient function $\Delta C_{q,S}^{(n)}$ for the quarks is further decomposed in terms of the non-singlet and the pure singlet (PS) contributions as:

$$\Delta C_{q,S}^{(n)}(x, Q^2) = \Delta C_{q,NS}^{(n)}(x, Q^2) + \Delta C_{q,PS}^{(n)}(x, Q^2). \quad (7)$$

At NLO, the pure singlet coefficient function $\Delta C_{q,PS}^{(1)} = 0$ [82], and therefore, $\Delta C_{q,S}^{(1)} = \Delta C_{q,NS}^{(1)}$, and Eq. 6 may be written as:

$$\begin{aligned} g_{1N}(x, Q^2) = & \frac{1}{2} \int_x^1 \frac{dy}{y} \left[\left\{ \frac{1}{n_f} \sum_{j=1}^{n_f} e_j^2 \Delta \Sigma\left(\frac{x}{y}, \mu^2\right) + \Delta^{NS}\left(\frac{x}{y}, \mu^2\right) \right\} \Delta C_{q,NS}^{(1)}\left(y, \frac{Q^2}{\mu^2}\right) \right. \\ & \left. + \frac{1}{n_f} \sum_{j=1}^{n_f} e_j^2 \Delta G\left(\frac{x}{y}, \mu^2\right) \Delta C_g^{(1)}\left(y, \frac{Q^2}{\mu^2}\right) \right] \quad (8) \end{aligned}$$

Following Refs. [51, 82, 83], the expressions for the non-singlet and gluonic coefficient functions which have been used in the present calculations are obtained as:

$$\Delta C_{q,NS}^{(1)}(y, Q^2) = \frac{\alpha_s(Q^2)}{4\pi} C_F \left[\ln\left(\frac{Q^2}{\mu^2}\right) \left\{ \frac{4}{(1-y)_+} - 2(1+y) + 3\delta(1-y) \right\} + 4 \frac{\ln(1-y)}{(1-y)_+} - \frac{3}{(1-y)_+} \right. \\ \left. - 2(1+y)\ln(1-y) - 2 \frac{(1+y^2)}{(1-y)} \ln(y) + 4 + 2y + \delta(1-y) \left(-\frac{4\pi^2}{6} - 9 \right) \right], \quad (9)$$

$$\Delta C_g^{(1)}(y, Q^2) = \frac{\alpha_s(Q^2)}{4\pi} T_F n_f \left[4(2y-1)\ln\left(\frac{Q^2}{\mu^2}\right) + 4(2y-1)(\ln(1-y) - \ln(y)) + 4(3-4y) \right], \quad (10)$$

with $C_F = 3$, $T_F = \frac{1}{2}$ and $\alpha_s(Q^2)$ as the strong coupling constant. In the limit of $\mu^2 = Q^2$, the above coefficient functions reduce to the coefficient functions given in Ref. [83]. Following the works of Vogelsang et al. [83] and Zijlstra et al. [82], we have performed the numerical evaluation of $g_{1N}(x, Q^2)$ up to NNLO. The simplified expressions for the coefficient functions at NNLO are lengthy enough [82], therefore, we have not given them here explicitly.

The other polarized structure function $g_{2N}(x, Q^2)$ may be written as:

$$g_{2N}(x, Q^2) = g_{2N}^{WW}(x, Q^2) + \bar{g}_{2N}(x, Q^2), \quad (11)$$

where $g_{2N}^{WW}(x, Q^2)$ corresponds to the leading twist (twist-2) term which is given by Wandzura-Wilczek (WW) relation [93]:

$$g_{2N}^{WW}(x, Q^2) = -g_{1N}(x, Q^2) + \int_x^1 g_{1N}(y, Q^2) \frac{dy}{y} \quad (12)$$

and $\bar{g}_{2N}(x, Q^2)$ is the contribution from the higher twist terms. In the present work, we have evaluated the higher twist correction for $g_{2N}(x, Q^2)$ up to the twist-3 term only and has been discussed in brief in section II C.

Following a similar analogy, the unpolarized nucleon structure functions $F_{iN}(x, Q^2)$ ($i = 2, L$) are also expressed in terms of the convolution of parton coefficient function ($C_{i,f}^{(n)}(x)$; ($f = q, g$)) with the parton density distribution ($f(x)$) inside the nucleon. The details of the evolution of the unpolarized structure functions and the nonperturbative QCD corrections have been discussed in Refs. [86, 87].

C. Nonperturbative Corrections

After performing the perturbative evolution of parton densities up to NNLO, we have incorporated the nonperturbative target mass correction effect as well as the twist-3 effect following Refs. [77, 84, 94].

1. Twist-3 corrections

We have used twist-3 corrected structure functions which are given by [77, 84]:

$$g_{1N}^{\tau=3}(x, Q^2) = \frac{\gamma^2}{(1+\gamma^2)^{3/2}} g_{1N}(\xi, Q^2) - \frac{3\gamma^2}{(1+\gamma^2)^2} \int_\xi^1 \frac{dv}{v} g_{1N}(v, Q^2) \\ + \frac{\gamma^2(2-\gamma^2)}{(1+\gamma^2)^{5/2}} \int_\xi^1 \frac{dv}{v} \log\left(\frac{v}{\xi}\right) g_{1N}(v, Q^2) \quad (13)$$

and

$$g_{2N}^{\tau=3}(x, Q^2) = \frac{g_{2N}(\xi, Q^2)}{(1+\gamma^2)^{3/2}} - \frac{(1-2\gamma^2)}{(1+\gamma^2)^2} \int_\xi^1 \frac{dv}{v} g_{2N}(v, Q^2) \\ - \frac{3\gamma^2}{(1+\gamma^2)^{5/2}} \int_\xi^1 \frac{dv}{v} \log\left(\frac{v}{\xi}\right) g_{2N}(v, Q^2), \quad (14)$$

with $\gamma^2 = \frac{4M^2 x^2}{Q^2}$ and $\xi = \frac{2x}{1+\sqrt{1+\gamma^2}}$.

2. Target Mass Corrections

The target mass corrected polarized structure functions are given by [77, 94]:

$$g_{1N}^{TMC}(x, Q^2) = \frac{1}{(1+\gamma^2)^{3/2}} \frac{x}{\xi} g_{1N}(\xi, Q^2) + \frac{\gamma^2}{(1+\gamma^2)^2} \int_{\xi}^1 \frac{dv}{v} \left\{ \frac{x+\xi}{\xi} + \frac{\gamma^2-2}{2\sqrt{1+\gamma^2}} \log\left(\frac{v}{\xi}\right) \right\} g_{1N}(v, Q^2), \quad (15)$$

$$g_{2N}^{TMC}(x, Q^2) = -\frac{1}{(1+\gamma^2)^{3/2}} \frac{x}{\xi} g_{2N}(\xi, Q^2) + \frac{x}{\xi} \frac{(1-\frac{\xi}{x}\gamma^2)}{(1+\gamma^2)^2} \int_{\xi}^1 \frac{dv}{v} g_{2N}(v, Q^2) + \frac{3}{2} \frac{\gamma^2}{(1+\gamma^2)^{5/2}} \int_{\xi}^1 \frac{dv}{v} \log\left(\frac{v}{\xi}\right) g_{2N}(v, Q^2), \quad (16)$$

III. RESULTS AND DISCUSSION

With the perturbative and nonperturbative QCD corrections as discussed in section II, the polarized nucleon structure functions ($g_{iN}(x, Q^2)$; ($i = 1-2$)) are given by

$$g_{iN}(x, Q^2) = \underbrace{g_{iN}^{(n)}(x, Q^2)}_{\substack{pQCD(n=0,1,2,\dots) \\ \text{leading twist } (\tau=2)}} + g_{iN}^{TMC}(x, Q^2) + \underbrace{g_{iN}^{\tau=3}(x, Q^2)}_{\text{higher twist}}. \quad (17)$$

We have obtained the numerical results for the polarized nucleon structure functions $g_{1N}(x, Q^2)$, $g_{2N}(x, Q^2)$ using Eq. 17, and for the nucleon asymmetries $A_{1N}(x, Q^2)$ and $A_{2N}(x, Q^2)$ using Eqs. 18 and 19. We have also studied various sum rule integrals defined for $g_{1p,1n}(x, Q^2)$ and $g_{2p}(x, Q^2)$ given by Ellis-Jaffe [80], Bjorken [53], and Burkhardt-Cottingham [81] in section III C. The numerical results for $F_{1N}(x, Q^2)$ needed to evaluate the nucleon asymmetries $A_{1N,2N}(x, Q^2)$ are taken from our earlier work [85]. In the present work, the unpolarized structure functions are evaluated up to NNLO with TMC and HT effects using the PDF parameterization of Martin, Motylinski, Harland-Lang, Thorne (MMHT) 2014 for the nucleons [95].

We have performed the numerical calculations by taken into account the higher order perturbative corrections up to NNLO with and without a cut on the center of mass energy $W = \sqrt{(q+p)^2}$ (where p is the four momentum of the polarized nucleon target). All the results are obtained for the kinematic region of $Q^2 \geq 1 \text{ GeV}^2$ and incorporating the nonperturbative target mass correction effect. Furthermore, the nonperturbative HT (twist-3) corrections are also included (wherever mentioned). The numerical results obtained at NNLO with the TMC and twist-3 effects are labeled as “full model” in the text. These results are presented and discussed below. The present results have been compared with the experimental results from EMC, E142, E143, E154, E155, HERMES, SMC, CLAS, EG1b, CEBAF, E99-117, E06-014, COMPASS, etc. [1, 4–32]. Some of the experimental results have been obtained with a kinematic cut of 2 GeV on W and therefore, we have also obtained the numerical results with a cut of $W \geq 2 \text{ GeV}$.

A. Polarized nucleon structure functions

1. $g_{1p}(x, Q^2)$

In the literature, different parameterizations are available for the polarized parton distribution functions at NLO, for example, by Gluck et al. [96, 98], Leader et al. [72, 99–101], Blumlein et al. [71, 102], De Florian et al. [103–106], Borsa et al. [36, 49], Hirai et al. [107, 108], etc. To observe the dependence of various PPDFs parameterization, on the evaluation of polarized structure functions, in Fig. 1, we have presented the results for $g_{1p}(x, Q^2)$ vs x at $Q^2 = 3 \text{ GeV}^2$ (left panel) and $Q^2 = 10 \text{ GeV}^2$ (right panel) using the central values of different PPDFs parameterizations at NLO—namely, GRVS01 by Gluck et al. [96] (dash dotted line), LSS05 by Leader et al. [72] (dashed line), KTAO10 by Khorramian et al. [97] (double dotted-dash line), BB10 by Blumlein et al. [71] (double dash-dotted line) and BDSSV24 by Borsa et al. [49] (solid line). We find that there is a significant variation in $g_{1p}(x, Q^2)$ especially in the region of low and intermediate x , for example, at $Q^2 = 3 \text{ GeV}^2$ the difference in the numerical results obtained using BB10 [71]

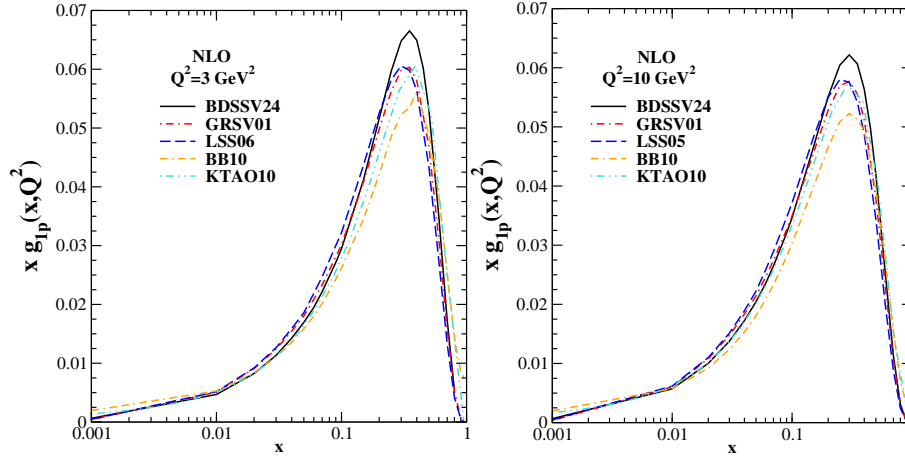


FIG. 1: $xg_{1p}(x, Q^2)$ vs x using different PPDFs parameterizations viz. Gluck et al. [96] (dash-dotted line), Leader et al. [72] (dashed line), Blumlein et al. [71] (double dash-dotted line), Khorramian et al. [97] (dash double dotted line) and Borsa et al. [49] (solid line) at NLO for $Q^2 = 3 \text{ GeV}^2$ (left panel) and $Q^2 = 10 \text{ GeV}^2$ (right panel) without applying any kinematical cut on W .

and BDSSV24 [49] parameterizations is approximately 11-20% in the peak region of $x(0.2 \leq x \leq 0.4)$ while it becomes 12-16% at $Q^2 = 10 \text{ GeV}^2$. It is noticeable that the difference in the numerical results due to the model dependence of PPDFs decreases as Q^2 increases though it remains significant even at high Q^2 . These PPDFs parameterizations have uncertainty bands (not shown here) and there is an overlap among the different PPDFs parameterizations when errors are taken into account along with the central values. This is consistent with earlier conclusions about the model dependence of nucleon structure functions quoted by Khanpour et al. [70] and Chiefa [79]. Hence, the choice of PPDFs at NLO would also introduce uncertainties in the evaluation of polarized structure functions, which needs to be minimized to within a precision of a few percent. Hopefully, the model dependence of the PPDFs at NNLO will be small as envisaged by Chiefa [79], Borsa et al. [49], Bertone et al. [48] while comparing the results of PPDFs at NLO and NNLO levels. Among the aforementioned PPDFs, Borsa et al. [49] have recently provided the global NNLO grids which are obtained by using the world experimental data for DIS, SIDIS, and proton-proton spin asymmetry. Therefore, in the present work, to study the impact of higher order perturbative corrections on the polarized nucleon structure functions and to investigate the perturbative stability of PPDFs, we have used the recent PPDFs provided by Borsa et al. [49], namely BDSSV24 at NLO and NNLO.

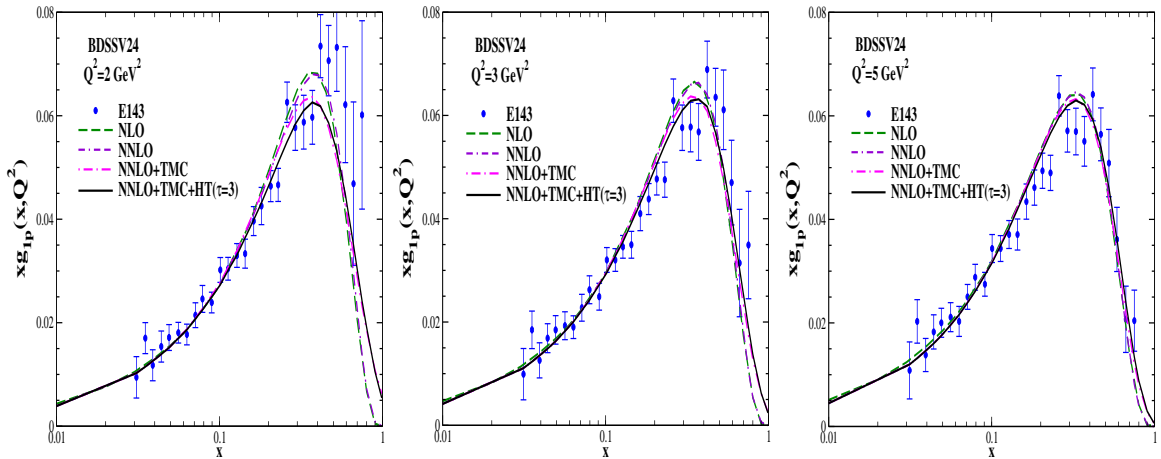


FIG. 2: $xg_{1p}(x, Q^2)$ vs x at the different values of Q^2 using the PPDFs parameterization of Borsa et al. [49] at (i) NLO (dashed line) and NNLO (double dash-dotted line) without TMC and twist-3 correction, and (ii) NNLO incorporating the TMC effect without (dash-dotted line) and with (solid line) twist-3 correction. Solid lines represent the results with our full model. These numerical results are obtained without applying any constraint on the center of mass energy W to compare it with the E143 experimental data [6].

To explicitly show the effect of nonperturbative corrections like TMC and HT, as well as the effect of higher order perturbative corrections in QCD (NLO vs NNLO), in Fig. 2, we have presented the results for $xg_{1p}(x, Q^2)$ vs x at $Q^2 = 2, 3$ and 5 GeV^2 without applying any cut on the center of mass energy W using the PPDFs parameterization of Borsa et al. [49]. From the figure, it may be noticed that:

- (i) The results for $g_{1p}(x, Q^2)$ evaluated at NNLO have very small difference from the results evaluated at NLO in the entire range of x . These results imply the perturbative stability of polarized PPDFs beyond NLO at the values of Q^2 taken into considerations.
- (ii) The TMC effect at NNLO is significant in the intermediate to high x region. As expected it decreases with increase in Q^2 . Quantitatively, the inclusion of TMC effect results in a reduction (from no TMC effect) of about 3% at $x = 0.3$, 9% at $x = 0.5$ and an enhancement of $\sim 66\%$ at $x = 0.75$ for $Q^2 = 2 \text{ GeV}^2$, which reduces to 1% at $x = 0.3$, $\sim 2\%$ at $x = 0.5$, and 48% at $x = 0.75$ for $Q^2 = 5 \text{ GeV}^2$.
- (iii) The effect of the twist-3 correction (black solid lines) is quite small and leads to a mild suppression in the value of $xg_{1p}(x, Q^2)$ in the peak region compared to the results obtained using the TMC effect alone (magenta dash-dotted line). For example, twist-3 correction is found to be 4% at $x = 0.3$ for $Q^2 = 2 \text{ GeV}^2$, reducing to $\sim 1\%$ for $Q^2 = 5 \text{ GeV}^2$.
- (iv) The numerical results are compared with the experimental data for $xg_{1p}(x, Q^2)$ from E143 [6]. From the figure, it can be observed that our results for $xg_{1p}(x, Q^2)$ show qualitatively good agreement with the experimental data at all the values of $Q^2 = 2, 3$ and 5 GeV^2 considered here.

In this paper, we are discussing the various observables in the scattering of polarized electrons on polarized protons and their description using the PPDFs at NNLO with the effect of TMC and HT in order to benchmark the PPDFs at NNLO.

In Fig. 3, we have shown the explicit dependence of $g_{1p}(x, Q^2)$ on Q^2 by plotting it at fixed values of x in the kinematic region of $0.0063 \leq x < 0.8$ for Q^2 varied in the range of $1 \leq Q^2 \leq 60 \text{ GeV}^2$ without applying any cut on W . The numerical results are obtained with TMC effect at NLO (dashed lines) and NNLO (dotted lines), and at NNLO with TMC and twist-3 corrections (solid lines) using BDSSV24 PPDFs parameterization [49]. We observe a difference in the results due to the higher order perturbative evolution (NLO vs NNLO) of parton densities at lower values of x ($x < 0.05$) which becomes small with the increase in x and Q^2 . For example, at $x = 0.0141$ the reduction in the results evaluated at NNLO from the results at NLO is found to be 10 – 12% for $3 \leq Q^2 \leq 10 \text{ GeV}^2$, however, at $x = 0.0346$, it becomes 6 – 12%. The effect of twist-3 correction is found to be almost negligible for $x < 0.173$ at all the values of Q^2 , while for $x \geq 0.173$ and $Q^2 < 5 \text{ GeV}^2$ it is significant. We have calculated the χ^2/dof for the available world data [1, 6, 10, 16, 17, 20, 21, 23, 29, 32] in the kinematic region of $Q^2 \geq 1 \text{ GeV}^2$ and $W \geq 2 \text{ GeV}$, usually considered as the safe DIS region in the literature [68], and found it to be 1.5 at NNLO with TMC and twist-3 corrections. In the last panel, we have also shown the value of $W \simeq 2 \text{ GeV}$ corresponding to a given Q^2 and x by a downward arrow (\downarrow) on the x-axis. While comparing the numerical results for $g_{1p}(x, Q^2)$ with the data available from the EMC [1], E143 [6], E155 [10], SMC [12], COMPASS [16, 17], HERMES [20, 21], CLAS [23] and EG1b [32] experiments, we have found that our full model at NNLO shows reasonable agreement with the experimental observations.

In Fig. 4, we have presented the results for $g_{1p}(x, Q^2)$ vs W in the different Q^2 bins varied in the range $\sim 2 \text{ GeV}^2 \leq Q^2 \leq 6 \text{ GeV}^2$ and compare them with the experimental data showing different peaks corresponding to the nucleon resonances spanning from first to the third resonance regions. This comparison basically highlights, to which extent the DIS curve scales over the experimental data showing nucleon resonances and the applicability of DIS formalism in the kinematic region of low W and low Q^2 . Present numerical results are obtained using BDSSV24 PPDFs parameterization [49] with our full model. These numerical results are compared with the experimental data of Eg1b [32], Eg1-dvcs [29] and E143 [6]. It may be observed that the numerical results qualitatively explain the experimental data from these experiments in the entire range of W for $Q^2 \geq 4 \text{ GeV}^2$, however, for $Q^2 < 4 \text{ GeV}^2$ numerical results are lower in magnitude than the experimental data even at the higher values of the center of mass energy W . It implies that in the region of $1.08 \leq W \leq 2 \text{ GeV}$, where the non-resonant and resonance induced inelastic production of mesons may also contribute, the DIS is not adequate as long as Q^2 is small. It may also be mentioned the data are not consistent among themselves. More study is needed both theoretically and experimentally to understand this region.

In Fig. 5, we have shown the results for $g_{1p}(x, Q^2)$ vs x which are obtained for a wide range of Q^2 by applying a cut of $W \geq 2 \text{ GeV}$ in order to compare them with the data from CLAS [27], EG1b [32] and SMC [12] experiments. The numerical results are obtained by performing the PPDFs evolution up to NNLO in the region of $1 \leq Q^2 \leq 5 \text{ GeV}^2$ (left panel: shown by shaded bands), at $Q^2 = 10 \text{ GeV}^2$ (middle panel) and for a wide range of Q^2 ($1.3 \leq Q^2 \leq 58 \text{ GeV}^2$) in the right panel incorporating the TMC effect and the twist-3 corrections. We find that $g_{1p}(x, Q^2)$ decreases

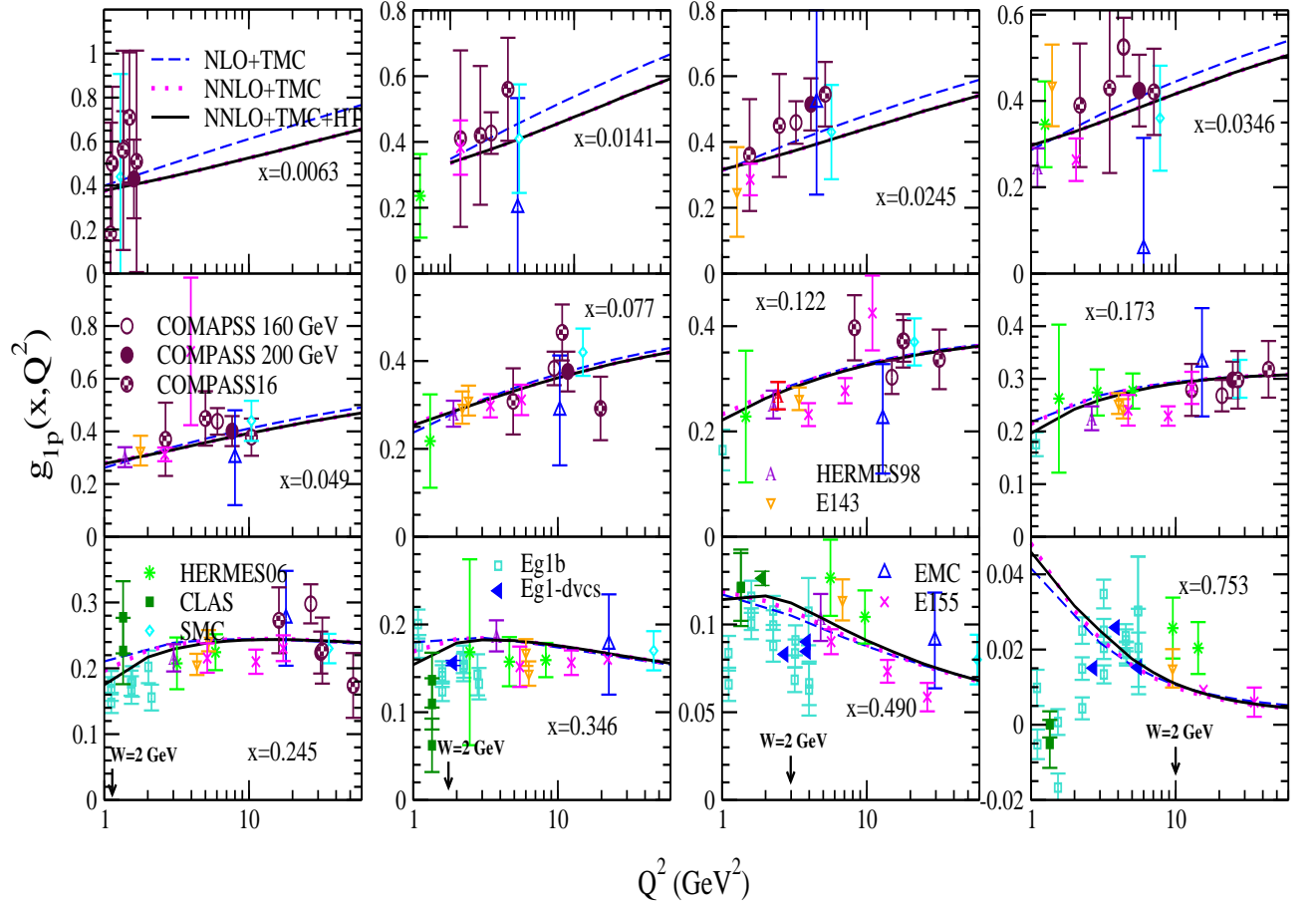


FIG. 3: $g_{1p}(x, Q^2)$ vs Q^2 at the different values of x without applying any cut on W . These results are shown at NLO with TMC effect (dashed line), and at NNLO with the TMC (dotted line) and also including the HT (twist-3) effect (solid line) for $1 \leq Q^2 \leq 60 \text{ GeV}^2$ and are compared with the available experimental data from EMC [1] (triangle up symbol), E143 [6] (triangle down symbol), E155 [10] (cross symbol), SMC [12] (open diamond symbol), COMPASS [16, 17] (circle symbols), HERMES [20, 21] (star and character symbols), CLAS [23] (solid square symbol), Eg1-dvcs [29] (left solid triangle) and EG1b [32] (empty square symbol) experiments. In the last panel, the downward arrows on the x-axis are indicating the Q^2 , where W is $\sim 2 \text{ GeV}$ (notice that $W < 2 \text{ GeV}$ while moving to the left from the arrow position).

as x increases, while it increases with the increase in Q^2 . One may notice that at all the values of Q^2 considered here, the incorporation of NNLO terms results in a reduction at low x ($\lesssim 0.1$), while for $x > 0.1$ these results almost overlap with the results obtained at NLO. Furthermore, at NNLO the numerical results without (magenta dash-dotted line) and with (black solid line) the twist-3 corrections almost overlap at $Q^2 = 5 \text{ GeV}^2$ while at $Q^2 = 1 \text{ GeV}^2$ twist-3 correction is observed to be significant and leads to a difference of about 5 – 10% for $0.1 \leq x \leq 0.25$. The numerical results show good agreement with the experimental data of CLAS [27], EG1b [32] and SMC [12] within the statistical errors in the entire range of x .

2. $g_{1n}(x, Q^2)$

In Fig. 6, the numerical results are presented for the polarized neutron structure function $g_{1n}(x, Q^2)$ vs x at NLO with the TMC effect only and at NNLO with the TMC and twist-3 effects using BDSSV24 PPDFs parameterization [49]. In the left panel, the results are shown for a fixed value of Q^2 (viz. $Q^2 = 5 \text{ GeV}^2$), while in the right panel, Q^2 lies in the range $1.2 \leq Q^2 \leq 15.7 \text{ GeV}^2$, corresponding to the experimental data from E154 [7] without applying any cut on W . For a neutron target, $g_{1n}(x, Q^2)$ has a negative sign at low x which is due to the dominance of down quarks, and it increases and approaches zero with the increase in x for a fixed Q^2 . This is in contrast to the proton structure function $g_{1p}(x, Q^2)$ which has a positive sign and decreases with the increase in x . Additionally, we find that the higher order perturbative corrections of the polarized parton densities at NNLO lead to a very small

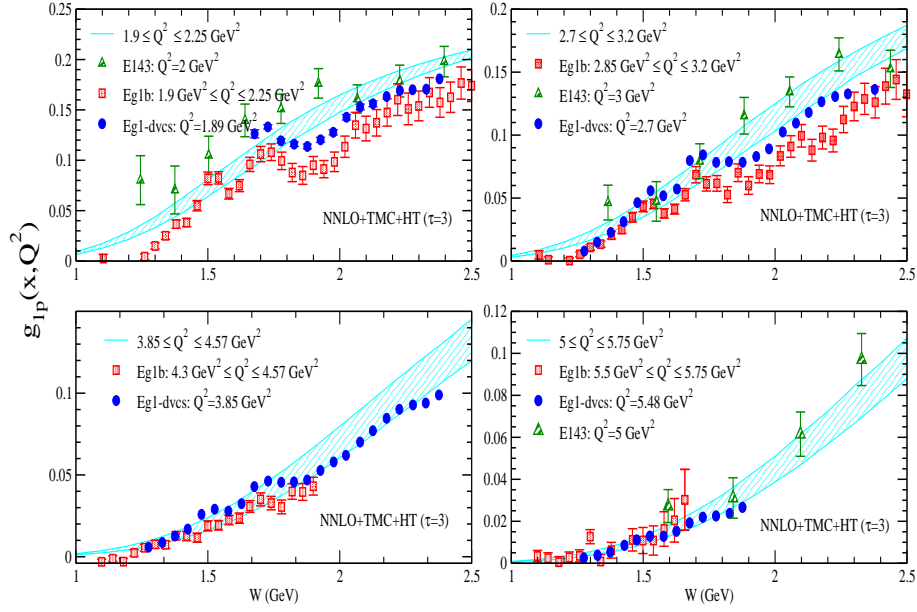


FIG. 4: $g_{1p}(x, Q^2)$ vs W using BDSSV24 PDFs parameterization [49] with our full model for the different values of Q^2 (in GeV^2) (shaded band). The lower curve in the band corresponds to the small Q^2 value, while the upper curve corresponds to the maximum value of Q^2 mentioned in the individual legends of the figure. The numerical results are compared with the Eg1b [32], Eg1-dvcs [29] and E143 [6] experimental data.

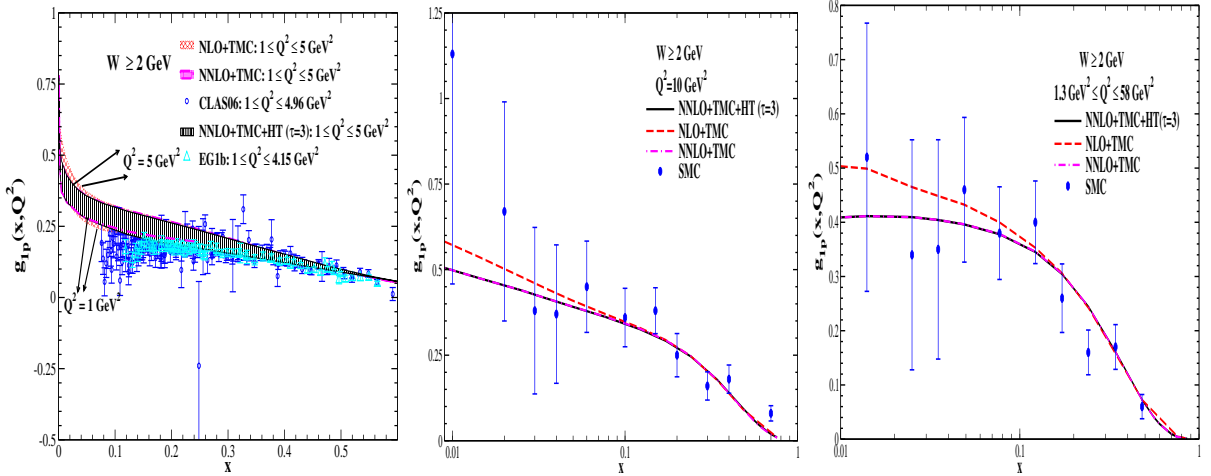


FIG. 5: $g_{1p}(x, Q^2)$ vs x ; (i) Left panel: at NLO with the TMC effect (a band with cross pattern: red color), at NNLO with the TMC effect (a band with dotted pattern: magenta color) and at NNLO with the TMC and twist-3 corrections (a band with vertical lines pattern: black color) for $1 \leq Q^2 \leq 5 \text{ GeV}^2$, (ii) Middle panel: at NLO (dashed line) and NNLO (dash-dotted line) with the TMC effect only and at NNLO with TMC and twist-3 corrections (solid line) at $Q^2 = 10 \text{ GeV}^2$, (iii) Right panel: at NLO (dashed line) and NNLO (dash-dotted line) with the TMC effect only and at NNLO with TMC and twist-3 corrections (solid line) for $1.3 \leq Q^2 \leq 58 \text{ GeV}^2$ corresponding to the values of x and Q^2 for the experimental data from SMC [12]. These numerical results are obtained by applying a kinematic cut of 2 GeV on the center of mass energy W (i.e. $W \geq 2 \text{ GeV}$) and are compared with SMC [12] (solid circles), CLAS06 [27] (open circles) and EG1b [32] (up triangles) experimental data.

decrease in $g_{1n}(x, Q^2)$ at low x ($x < 0.1$). However, for $x > 0.04$, the corrections are small. We observe that, in the case of neutron as well, the twist-3 correction is almost negligible within the present kinematic range of x and Q^2 . Our results at NNLO show good agreement with the E154 experimental data [7] across the entire region of x for the values of Q^2 considered here.

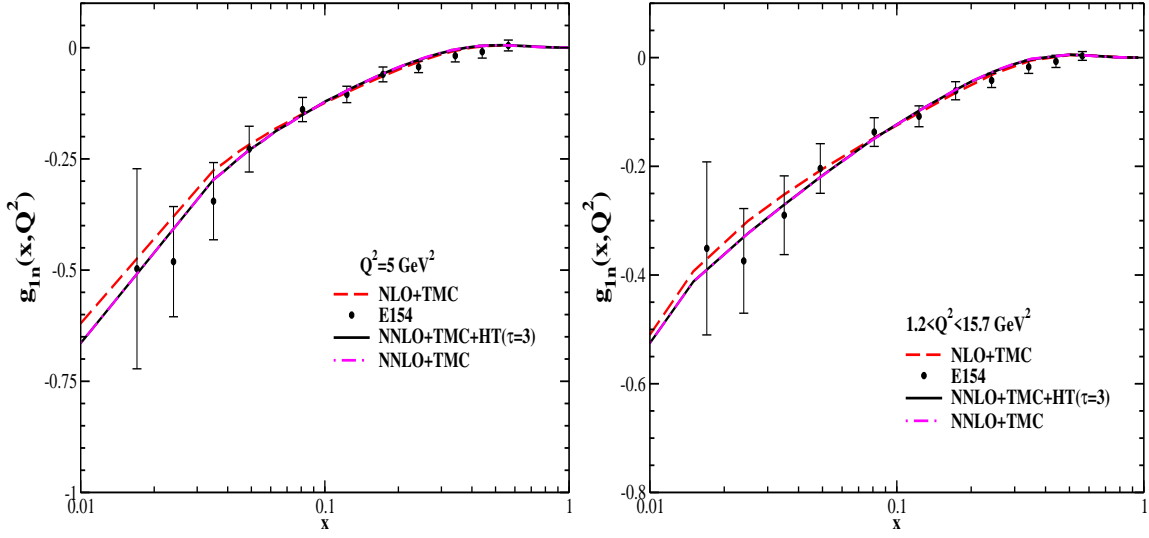


FIG. 6: $g_{1n}(x, Q^2)$ vs x at $Q^2 = 5 \text{ GeV}^2$ (left panel) and for $1.2 \leq Q^2 \leq 15.7 \text{ GeV}^2$ (right panel) corresponding to the values of x and Q^2 for experimental data from E154 [7] without applying any cut on W . The numerical results are obtained at NLO with the TMC effect (dashed line), at NNLO with the TMC effect only (dash-dotted line) and with the TMC effect and twist-3 correction (solid line), which overlap almost over the NNLO result.

3. $g_{2p}(x, Q^2)$ and $g_{2n}(x, Q^2)$

In Fig. 7 (left panel), we have shown the results for $xg_{2p}(x, Q^2)$ vs x in the Q^2 range of $1.1 \leq Q^2 \leq 27.8 \text{ GeV}^2$ with a cut on $W \geq 2 \text{ GeV}$ corresponding to the kinematic regions of the various experiments, i.e., E143 [6], E155 [9, 11], SMC [13] and HERMES [22], and in the right panel of this figure, the numerical results are presented for $g_{2n}(x, Q^2)$ vs x at the different values of Q^2 corresponding to the available experimental data from E143 [6], E154 [8] and CEBAF [26] collaborations. These numerical results are evaluated at NLO and NNLO with the target mass correction effect using the Wandzura-Wilczek relation given in Eq. 12. We have also incorporated the twist-3 correction at NNLO using Eq. 11. One may observe that the inclusion of higher order perturbative corrections to $xg_{2p}(x, Q^2)$ at NLO results in nonzero positive contribution in the low x region ($x < 0.15$), which becomes negative for $x \geq 0.15$. We find that the contribution from the NNLO terms is almost negligible. It is noteworthy that the contribution of the nonperturbative twist-3 corrections is finite in the entire range of x , quantitatively about 21% at $x = 0.25$, 54% at $x = 0.35$, and $\sim 70\%$ at $x = 0.5$ at NNLO, and decreases with increasing Q^2 which is consistent with the observation of Monfared et al. [109] and Mirjalili et al. [76] that the effect of twist-3 corrections in $g_{2p}(x, Q^2)$ is larger than the effect observed in $g_{1p}(x, Q^2)$. Our results at NNLO are in agreement with the experimental results from experiments at SLAC, CERN and DESY [6, 9, 11, 13, 22].

In the right panel, the numerical results for $g_{2n}(x, Q^2)$ obtained at NNLO are shown for the different values of Q^2 lying in the range $1.49 \leq Q^2 \leq 8.86 \text{ GeV}^2$. We have observed that for $1.49 \leq Q^2 \leq 8.86 \text{ GeV}^2$, there is almost no contribution from the higher order corrections to $g_{2n}(x, Q^2)$ for $x > 0.3$, whereas for $x \leq 0.3$, the higher order perturbative corrections as well as the nonperturbative twist-3 corrections are not negligible. The effect of the target mass corrections is observed to be small in the region of $x \leq 0.3$ (not shown here explicitly). We have also compared the numerical results for $g_{2n}(x, Q^2)$ with the data from E143 [6] and E154 [8] experiments. Since, the experimental data have quite large statistical errors, hence our results either without or with the higher twist corrections show reasonable agreement.

B. Spin asymmetries

The nucleon asymmetries $A_{1N}(x, Q^2)$ and $A_{2N}(x, Q^2)$ are given by [6, 22]:

$$A_{1N}(x, Q^2) = \frac{g_{1N}(x, Q^2) - \gamma^2 g_{2N}(x, Q^2)}{F_{1N}(x, Q^2)}, \quad (18)$$

$$A_{2N}(x, Q^2) = \frac{\gamma (g_{1N}(x, Q^2) + g_{2N}(x, Q^2))}{F_{1N}(x, Q^2)}, \quad (19)$$

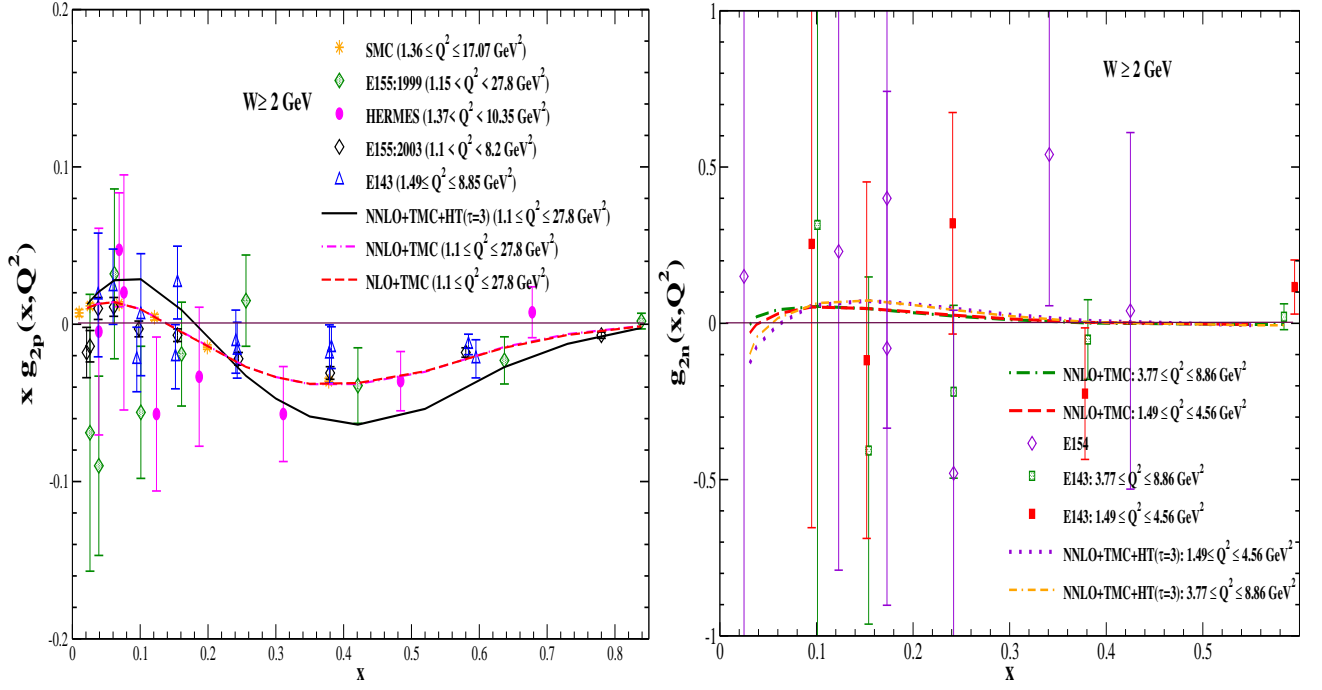


FIG. 7: (i) Left panel: $x g_{2p}(x, Q^2)$ vs x at NLO (dashed line) and NNLO (dash-dotted line) with TMC effect only and at NNLO with TMC and HT effects (solid line), and (ii) Right panel: $g_{2n}(x, Q^2)$ vs x at NNLO with TMC effect only (dash dotted and dashed lines) and with both the TMC and HT effects (dotted and double dash-dotted lines), in the kinematic region of $W \geq 2$ GeV and Q^2 as mentioned in the legends of the figures. The numerical results are also compared with the experimental data of E143 [6], E154 [8], E155 [9, 11], SMC [13], HERMES [22] and CEBAF [26] experiments.

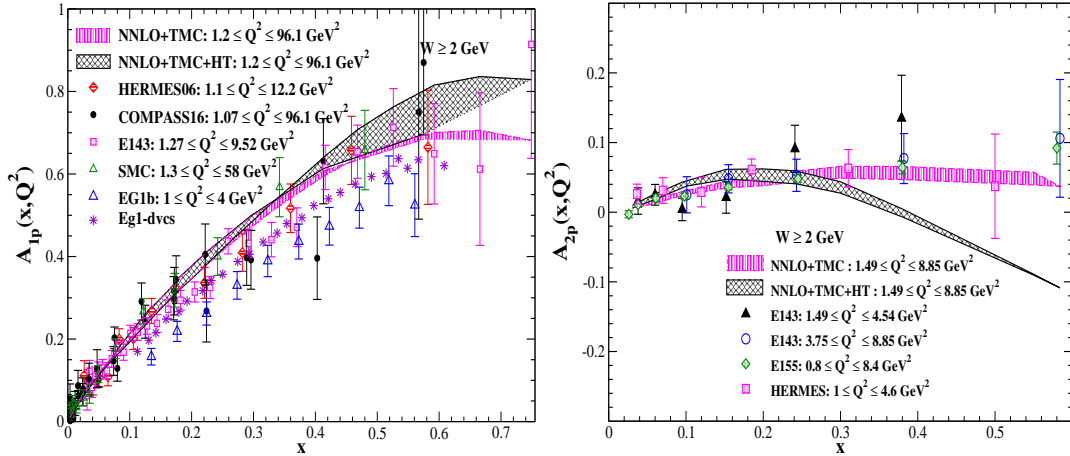


FIG. 8: The results for $A_{1p}(x, Q^2)$ (left panel) and $A_{2p}(x, Q^2)$ (right panel) vs x are shown with a kinematic cut of $W \geq 2$ GeV. These results are obtained at NNLO without (vertical lines pattern band) and with (crossed pattern band) the twist-3 corrections corresponding to the available data from E143 [6], E155 [11], SMC [12], HERMES [21, 22], Eg1-dvcs [29], COMPASS16 [17] and EG1b [32] experiments and mentioned in the legends of the figure.

where $\gamma = \sqrt{\frac{4M^2 x^2}{Q^2}}$. In order to calculate the asymmetries $A_{1N,2N}(x, Q^2)$, the numerical results for the unpolarized structure function $F_{1N}(x, Q^2)$ have been taken from our earlier work [86]. The numerical results for these asymmetries are discussed below.

1. $A_{1p}(x, Q^2)$ and $A_{2p}(x, Q^2)$

In the literature, various models [110–114] suggest that as x approaches 1, $A_{1p}(x, Q^2) \rightarrow 1$, implying that the valence quarks carry most of the momentum fraction of the target proton, and is polarized in the direction of the proton spin. Therefore, a theoretical understanding of perturbative and nonperturbative QCD corrections in $A_{1p}(x, Q^2)$ becomes important, especially in the high x region, as it paves the way to understand the role of valence quarks and their orbital angular momentum contribution to the proton spin. Furthermore, $A_{2p}(x, Q^2)$ is important for obtaining information about the transverse polarization of quark spins.

In Fig. 8, the numerical results are presented for the spin asymmetries $A_{1p}(x, Q^2)$ (left panel) and $A_{2p}(x, Q^2)$ (right panel) vs x using Eqs. 18 and 19 at NNLO, incorporating the TMC and HT effects, and applying a kinematical cut of $W \geq 2$ GeV for the different ranges of Q^2 , as mentioned in the legends of the figures. It can be observed that the asymmetry $A_{1p}(x, Q^2)$ increases with x specially for $x < 0.6$ and then approaches almost a constant value, which implies that in the high x region, quarks carry most of the spin fraction along with most of the momentum fraction of the nucleon. We find that higher order QCD corrections (up to NNLO) to the NLO results of $A_{1p}(x, Q^2)$ (not shown here explicitly) are small. Furthermore, we have observed that the effect of twist-3 correction is significant here, for example, at $0.1 \leq x \leq 0.3$ twist-3 correction is about 2-3% for $3 \lesssim Q^2 \lesssim 6$ GeV² and it increases to 8-16% for $0.4 \leq x \leq 0.6$ and $6 \lesssim Q^2 \lesssim 8$ GeV². However, twist-3 correction becomes small with the increase in Q^2 . We have also compared the numerical results with the experimental data from E143 [6], SMC [12], HERMES[21] and COMPASS16 [17], finding reasonable agreement with the data in the low x region ($x \leq 0.3$). For the intermediate range of x ($0.3 \leq x \leq 0.6$), our results overestimate some of the experimental results, especially those from Eg1dves [29] and Eg1b [32] experiments which is mainly due to data lying in the low Q^2 regions. Moreover, it may be due to underestimation of $F_{1p}(x, Q^2)$ in the relevant kinematic region of x and Q^2 , a discussion of which is beyond the scope of the present work.

In the right panel, we show the numerical results for $A_{2p}(x, Q^2)$ and its comparison with the experimental data from E143 [6], E155 [11] and HERMES [22]. It may be noticed that $A_{2p}(x, Q^2)$ is small in magnitude than $A_{1p}(x, Q^2)$, as it is suppressed by a factor of γ (see Eq. 19). Consequently, we find that at low x ($x < 0.1$), $A_{2p}(x, Q^2)$ is very small. While comparing the numerical results obtained for the different values of Q^2 , we observe that A_{2p} decreases with increasing Q^2 . Here also, the twist-3 correction is found to be significant especially in the high x region for $1.49 \leq Q^2 \leq 8.85$ GeV². The numerical results have been compared with the corresponding experimental data from E143 [6], E155 [11] and HERMES [22].

To summarize, we find that the theoretical results for the proton asymmetries $A_{1p}(x, Q^2)$ and $A_{2p}(x, Q^2)$ at NNLO with TMC and HT effects are in good agreement with the experimental data.

2. $A_{1n}(x, Q^2)$ and $A_{2n}(x, Q^2)$

In Fig. 9, we present the numerical results for the asymmetries $A_{1n}(x, Q^2)$ and $A_{2n}(x, Q^2)$ for neutrons. These numerical results are obtained using BDSSV24 PDFs parameterization [49] at NNLO with the TMC and twist-3 effects by incorporating a kinematical cut of $W \geq 2$ GeV. In the left panel of the figure, the results for $A_{1n}(x, Q^2)$ are shown in kinematic region of $1 \leq Q^2 \leq 5$ GeV² (shaded bands) and the results corresponding to the central value of Q^2 ($= 2.5$ GeV²) is shown by dashed line. We find that $A_{1n}(x, Q^2)$ is negative and decreases until $x \lesssim 0.4$, then, it gradually increases and becomes positive, whereas the spin asymmetry for the proton target, $A_{1p}(x, Q^2)$ has positive contribution in the entire range of Bjorken x due to the dominance of valence up quarks. The effect of twist-3 correction is found to be significant, quantitatively, for $Q^2 = 1$ GeV² it is $\sim 7\%$ at $x = 0.1$ and 12% at $x = 0.2$, while for $Q^2 = 5$ GeV² it is $< 1\%$ at $x = 0.1$, $\sim 5\%$ at $x = 0.2$, 14% at $x = 0.3$ and 18% at $x = 0.6$. The numerical results are compared with the data from experiments performed at JLab [24, 25, 31], SLAC [5, 7, 11] and DESY [19] and are found to be in reasonable agreement in the entire range of x . In the right panel of the figure, the numerical results for $A_{2n}(x, Q^2)$ are shown for the different values of Q^2 varied in the ranges $1.1 \leq Q^2 \leq 8.4$ GeV² and $5.5 \leq Q^2 \leq 15$ GeV². We observe that higher order corrections to $A_{2n}(x, Q^2)$ are very small. The experimental results from E142 [5], E143 [6], E154 [7], E155 [11] and E99-117 [25] are also shown, but they have very large statistical errors and are consistent with zero.

3. The ratios $\frac{g_{1p}(x, Q^2)}{F_{1p}(x, Q^2)}$ and $\frac{g_{1n}(x, Q^2)}{F_{1n}(x, Q^2)}$

In view of the experimental results available on the ratio $\frac{g_{1N}(x, Q^2)}{F_{1N}(x, Q^2)}$ (where $N = p, n$) from experiments performed at SLAC and JLab [6, 10, 25, 27, 29, 31], we have also studied the effect of higher order corrections to this ratio and

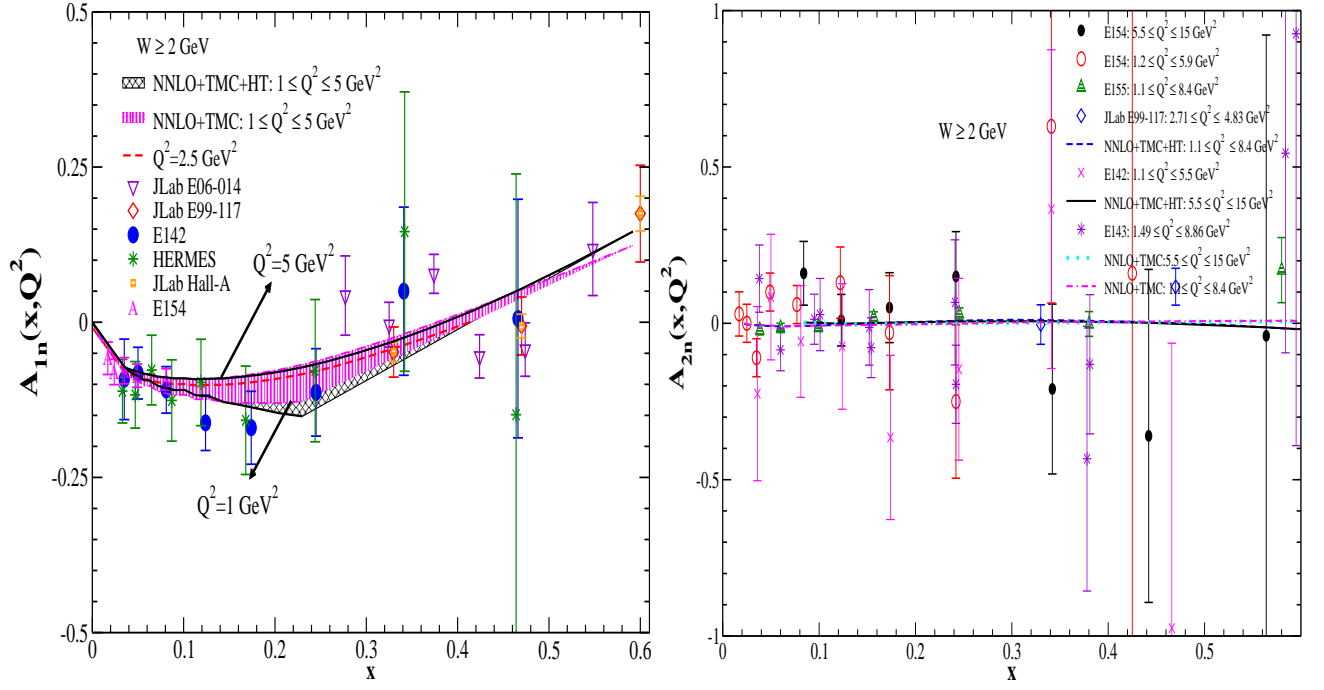


FIG. 9: (i) Left panel: The results for $A_{1n}(x, Q^2)$ vs x are shown at NNLO with TMC effect only (vertical lines pattern band) and with our full model (cross pattern band). The lower curve in the band corresponds to the minimum Q^2 value, while the upper curve corresponds to the maximum value of Q^2 mentioned in the legends of the figure. Red dashed line corresponds to the result at NNLO with TMC effect for $Q^2 = 2.5 \text{ GeV}^2$ (ii) Right panel: $A_{2n}(x, Q^2)$ vs x at NNLO with TMC effect only (double dash-dotted and dotted lines) and with both the TMC and HT effects (dash and solid lines). These results are obtained by applying a cut of 2 GeV on the center of mass energy W in the different ranges of Q^2 corresponding to the available data from E142 [5], E143 [6], E154 [7], E155 [11], HERMES [19], JLab Hall-A [24], E99-117 [25] and E06-014 [31] experiments and mentioned in the legends of the figure.

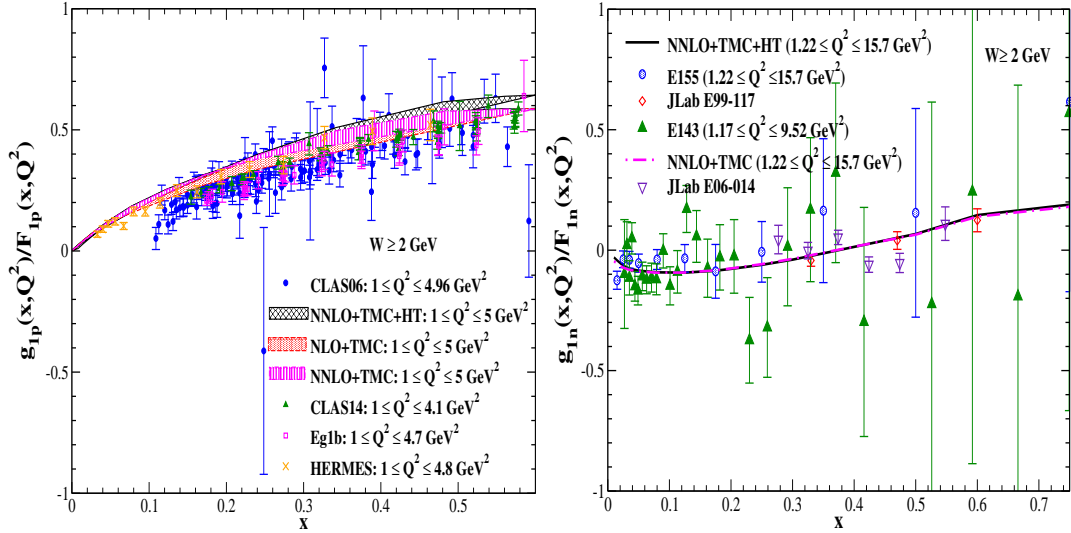


FIG. 10: **Left panel:** Results for the ratio $g_{1p}(x, Q^2)/F_{1p}(x, Q^2)$ at NLO (dotted pattern band) and NNLO (vertical lines pattern band) incorporating the TMC effect, and at NNLO with TMC and HT effects (cross pattern band) for $1.0 \leq Q^2 \leq 5.0 \text{ GeV}^2$. These results are compared with the experimental data of HERMES [20], CLAS06 [27], CLAS14 [29] and EG1b [32] experiments. **Right panel:** Results for the ratio $g_{1n}(x, Q^2)/F_{1n}(x, Q^2)$ vs x at NNLO with the TMC effect only (dash-dotted line) and with the further inclusion of HT effect (solid line) for $1.2 \leq Q^2 \leq 15.7 \text{ GeV}^2$ corresponding to the values of x and Q^2 for the experimental data of E143 [6], E155 [10], E99-117 [25] and E06-014 [31]. The numerical results are evaluated with a cut of $W \geq 2 \text{ GeV}$.

compared with experiments. The E143 experiment at SLAC [6] indicated that for $Q^2 \geq 1 \text{ GeV}^2$ the ratio $\frac{g_{1p}(x, Q^2)}{F_{1p}(x, Q^2)}$ is almost independent of Q^2 , and show weak Q^2 dependence implying that the higher order perturbative QCD corrections are small. However, the results on the proton asymmetry $A_{1p}(x, Q^2)$ and the ratio $\frac{g_{1p}(x, Q^2)}{F_{1p}(x, Q^2)}$ from the EG1b experiment at JLab [32] show that in the low and moderate regions of Q^2 ($0.5 \lesssim Q^2 \lesssim 5 \text{ GeV}^2$) these corrections are significant. Therefore, the theoretical understanding of perturbative and nonperturbative QCD corrections in $\frac{g_{1p}(x, Q^2)}{F_{1p}(x, Q^2)}$ become important.

In Fig. 10, we have presented the results for the ratio of polarized to unpolarized proton and neutron structure functions, i.e., $\frac{g_{1p}(x, Q^2)}{F_{1p}(x, Q^2)}$ (left panel) and $\frac{g_{1n}(x, Q^2)}{F_{1n}(x, Q^2)}$ (right panel) respectively, evaluated up to NNLO with the TMC and HT effects. These results are obtained at different Q^2 corresponding to the kinematic range of E143 [6], E155 [10] and CLAS [27, 29, 32] experiments. The numerical results for $\frac{g_{1p}(x, Q^2)}{F_{1p}(x, Q^2)}$ exhibit similar qualitative behavior as that observed in the case of spin asymmetry $A_{1p}(x, Q^2)$ while quantitatively there are some differences. We find that with the increase in x there is an increase in the value of $\frac{g_{1p}(x, Q^2)}{F_{1p}(x, Q^2)}$ and at high x ($x > 0.5$), it saturates. Moreover, we have observed that the ratio $\frac{g_{1p}(x, Q^2)}{F_{1p}(x, Q^2)}$ has significant difference between the results evaluated at NLO and NNLO for $Q^2 = 1 \text{ GeV}^2$, for example, the inclusion of NNLO terms leads to an enhancement of about 18% at $x = 0.12$, 16% at $x = 0.17$ and $\sim 12\%$ at $x = 0.24$. While this difference becomes small at $Q^2 = 5 \text{ GeV}^2$, quantitatively, 1-3% for $0.1 \leq x \leq 0.6$. Furthermore, twist-3 correction is found to be significant especially in the region of high x , for example, at $Q^2 = 1 \text{ GeV}^2$ it is about 2-7% for $0.1 \leq x \leq 0.25$, however, at $Q^2 = 5 \text{ GeV}^2$ twist-3 corrections is about 1% for $0.1 \leq x \leq 0.25$ while it becomes 6% at $x = 0.5$ and 10% at $x = 0.6$. The band corresponds to the Q^2 varied in the range of $1.0 \leq Q^2 \leq 5.0 \text{ GeV}^2$ and $W \geq 2 \text{ GeV}$, are in qualitatively good agreement with the experimental data reported from CLAS [27, 29], Eg1b [32] and HERMES [20]. To conclude, the higher order corrections are found to be important in the kinematic region of low to moderate Q^2 which is in agreement with the experimental observation by Eg1b at JLab [32].

In the right panel, the numerical results for $\frac{g_{1n}(x, Q^2)}{F_{1n}(x, Q^2)}$ are shown at NNLO with TMC and HT effects and compared with the experimental results [6, 10, 25, 31] in the kinematic region of $1.2 \leq Q^2 \leq 15.7 \text{ GeV}^2$. This ratio increases with the increase in x . Here also, the higher order perturbative corrections are found to be significant (not shown here explicitly). Quantitatively the inclusion of NNLO terms results in a reduction of about 12% at $x = 0.5$ and 40% at $x = 0.75$ from the results evaluated at NLO, while for $x < 0.5$ the ratio $\frac{g_{1n}(x, Q^2)}{F_{1n}(x, Q^2)}$ at NLO almost overlap with the results at NNLO. However, the twist-3 correction is almost negligible for the present kinematic range of x and Q^2 . The experimental data of E143 [6] and E155 [10] have larger uncertainties in the region of intermediate and high x (> 0.4). Consequently, our numerical results are consistent with the experimental data across the entire range of x which have large statistical errors for $x > 0.2$.

C. Sum Rule Integrals (SRI)

There are various sum rules involving the polarized nucleon structure functions $g_{1p,1n}(x, Q^2)$ and $g_{2p,2n}(x, Q^2)$ integrated over the entire kinematic region of x , i.e., $0 \leq x \leq 1$ for a given Q^2 . In experimental situations the lower and upper limits of x in the integrals are not reachable and some extrapolation procedure is applied to evaluate the integrals between the limits of 0 and 1 in some cases. However, in most of the cases, the experimental results for the integral are quoted at the average value of the realistic limits of x_{min} and x_{max} , i.e., $x_{mid} \left(= \frac{x_{min} + x_{max}}{2} \right)$. In Figs. 11-15, the numerical results for some of the sum rule integrals are presented and compared with the available experimental data.

1. Ellis-Jaffe and Bjorken sum rules

Using the SU(3) symmetry along with the assumption of neglecting the polarizations of sea quarks ($\Delta s = 0 = \Delta \bar{q}$), following sum rule was obtained by Ellis and Jaffe [80] for protons and neutrons in the QPM:

$$\left. \begin{aligned} S_{EJ}^p &= \int_0^1 dx g_{1p}(x) = \frac{1}{12} \left| \frac{g_A}{g_V} \right| \left[1 + \frac{5}{3} \left(\frac{3F-D}{F+D} \right) \right], \\ S_{EJ}^n &= \int_0^1 dx g_{1n}(x) = \frac{1}{12} \left| \frac{g_A}{g_V} \right| \left[-1 + \frac{5}{3} \left(\frac{3F-D}{F+D} \right) \right], \end{aligned} \right\} \quad (20)$$

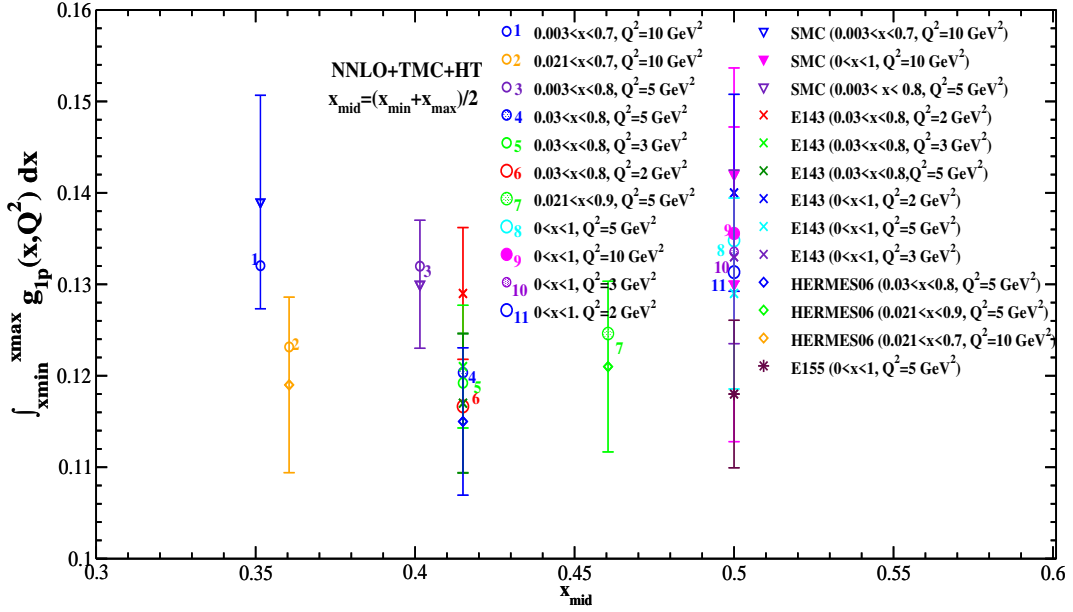


FIG. 11: $S_{EJ}^p = \int_{x_{min}}^{x_{max}} g_{1p}(x, Q^2) dx$ vs $x_{mid} \left(= \frac{x_{min} + x_{max}}{2} \right)$ with our full model for the different values of Q^2 . Our results have been shown by circle symbol identified by a number. The numerical results are obtained in the integration limits of $0 \leq x \leq 1$ at $Q^2 = 2, 3, 5$ and 10 GeV^2 , $0.021 \leq x \leq 0.7$ at $Q^2 = 10 \text{ GeV}^2$, $0.021 \leq x \leq 0.9$ and $0.003 \leq x \leq 0.8$ at $Q^2 = 5 \text{ GeV}^2$, $0.003 \leq x \leq 0.7$ at $Q^2 = 10 \text{ GeV}^2$ and $0.03 \leq x \leq 0.8$ at $Q^2 = 2, 3$ and 5 GeV^2 corresponding to the experimental data from E143 [6] (cross symbol), E155 [10] (star symbol), SMC [12, 13] (triangle down symbol) and HERMES06 [21] (diamond symbol) experiments. The numerical results are obtained without applying any cut on W .

where F and D are the β -decay parameters of the baryon octet decays, and g_A and g_V are the axial and vector coupling constants of neutron β -decay.

Bjorken proposed a sum rule by taking the difference of proton and neutron first moments (Γ_{1p} and Γ_{1n}) which was evaluated in the limit of very high Q^2 by using the techniques of Gell-Mann's current algebra [115–117] and isospin invariance. The Bjorken sum rule is given in terms of the integrals Γ_{1p} and Γ_{1n} [118, 119] as:

$$S_{Bj} = \Gamma_{1p} - \Gamma_{1n} = \int_0^1 dx g_{1p}(x) - \int_0^1 dx g_{1n}(x). \quad (21)$$

In Figs. 11 and 12, the results are presented for the integral of the proton and neutron polarized structure functions $g_{1p}(x, Q^2)$ and $g_{1n}(x, Q^2)$ with our full model, i.e., at NNLO with the TMC effect and twist-3 corrections, in the different limits of integration over x as described in the legends of the figures. These numerical results are obtained without applying any cut on W , and are shown by the circle symbol (which has been assigned a number to correspond to the kinematical constrain applied by the respective experiment) and have been compared with the experimental data from E142 [4], E143 [6], E155 [10], SMC [12, 13, 15], HERMES [21], etc. We find that the contribution of NNLO terms in the sum rule integral S_{EJ}^p is small (shown in Fig. 11), quantitatively, it is about 1% from the NLO results for the kinematic range of $1 \leq Q^2 \leq 5 \text{ GeV}^2$. The twist-3 corrections at NNLO are found to be about 6% for $Q^2 = 1 \text{ GeV}^2$ and reduces to 1% for $2 \leq Q^2 \leq 10 \text{ GeV}^2$. However, the numerical results for S_{EJ}^n (shown in Fig. 12) at NNLO show a difference of about 5% at $Q^2 = 1 \text{ GeV}^2$ which reduces to $\sim 1\%$ for $Q^2 > 1 \text{ GeV}^2$ from the results at NLO. In the case of polarized neutron target, twist-3 corrections is almost negligible at NNLO. It may be noticed that the present results are in good agreement within the uncertainty of experimental data for the polarized proton target. For the polarized neutron target, the theoretical results are also consistent with the experimental data.

In Fig. 13, the numerical results are presented for $\int_0^1 g_{1p}(x, Q^2) dx$ vs Q^2 at NLO and at NNLO with TMC and twist-3 corrections. These results are obtained without applying any constraint on W . We find that the higher order perturbative corrections are small ($\approx 1\%$) for $Q^2 > 1 \text{ GeV}^2$, while at $Q^2 = 1 \text{ GeV}^2$ it is found to be about 6% at NNLO. We have compared the present results with the experimental data from SLAC [6, 10], CERN [1, 14, 17], DESY [21] and JLab [28, 29, 32] collaborations. The theoretical results underestimate the experimental data from HERMES [21] in the region of $1 \leq Q^2 \leq 3 \text{ GeV}^2$. One may notice that the numerical results with higher order NNLO corrections are in reasonable agreement with the data from other experiments, especially, from E1-dvcs experiment at JLab [29] in the region of $1 \leq Q^2 \leq 6 \text{ GeV}^2$.

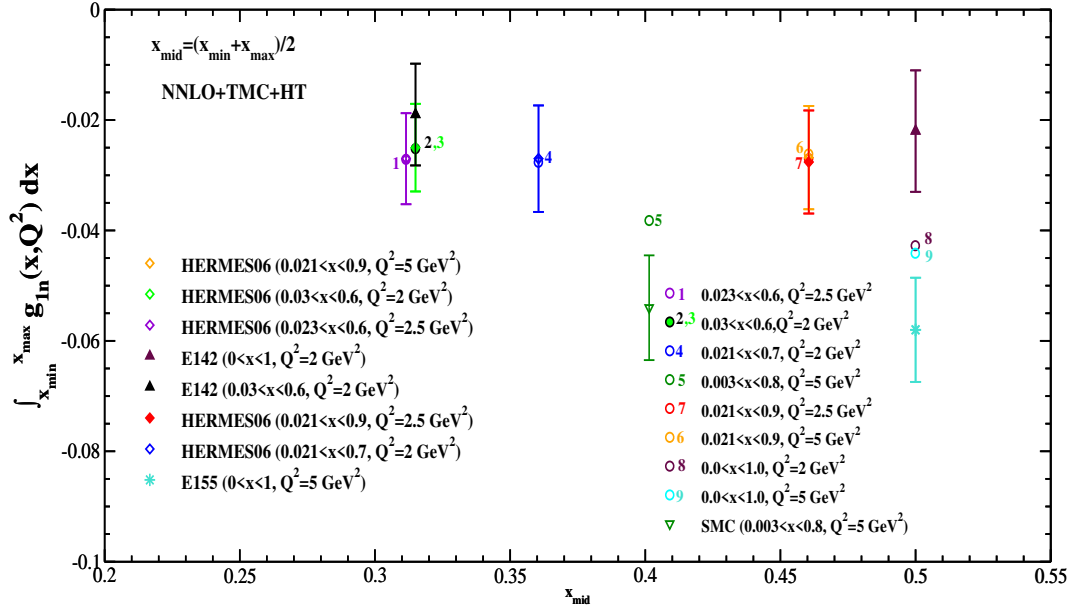


FIG. 12: $S_{EJ}^n = \int_{x_{min}}^{x_{max}} g_{1n}(x, Q^2) dx$ vs $x_{mid} \left(= \frac{x_{min} + x_{max}}{2} \right)$ with our full model for the different values of Q^2 . Our results have been shown by the circle symbol identified by a number. The numerical results are obtained in the integration limits of $0.03 \leq x \leq 0.6$ and $0.021 \leq x \leq 0.7$ at $Q^2 = 2 \text{ GeV}^2$, $0.023 \leq x \leq 0.6$ at $Q^2 = 2.5 \text{ GeV}^2$ and $0.021 \leq x \leq 0.9$ at $Q^2 = 2.5 \text{ GeV}^2$ as well as at $Q^2 = 5 \text{ GeV}^2$ corresponding to the experimental data from E142 [4] (triangle up symbol), E155 [10] (star symbol), SMC [15] (triangle down symbol) and HERMES06 [21] (diamond symbol) experiments. The numerical results are obtained without applying any cut on W .

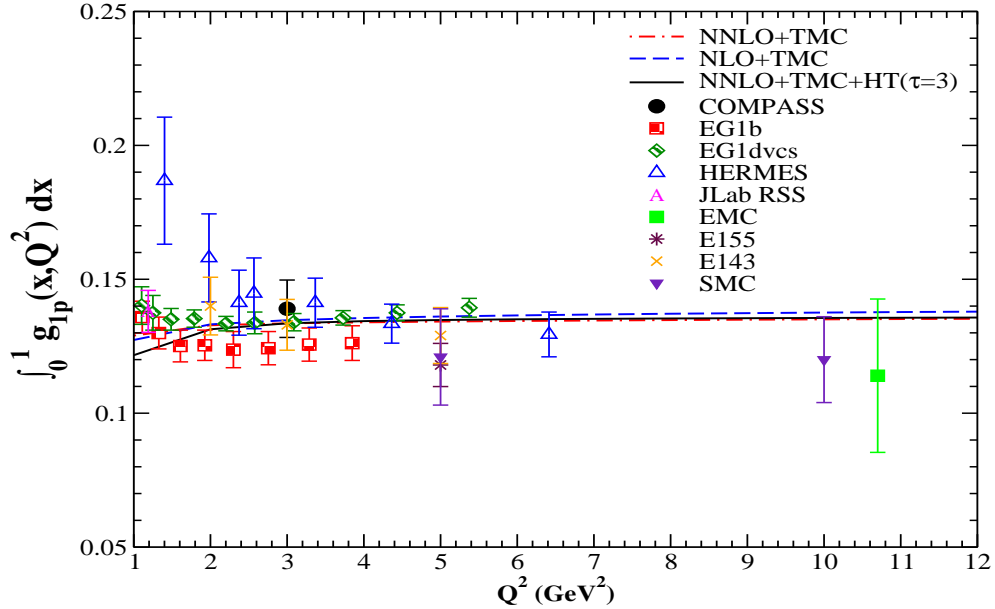


FIG. 13: $S_{EJ}^p = \int_0^1 g_{1p}(x, Q^2) dx$ vs Q^2 at NLO (dashed line), NNLO with the TMC effect only (dash-dotted line) and NNLO with TMC and twist-3 corrections (solid line). The numerical results are compared with the experimental data from EMC [1] (solid square), E143 [6] (cross symbol), E155 [10] (star symbol), COMPASS [17] (solid circle), HERMES [21] (triangle up), EG1dvcs [29] (diamond symbol), EG1b [32] (square symbol), SMC [14] (solid triangle down) and JLab RSS [28] (character symbol) experiments. The numerical results are obtained without applying any cut on W .

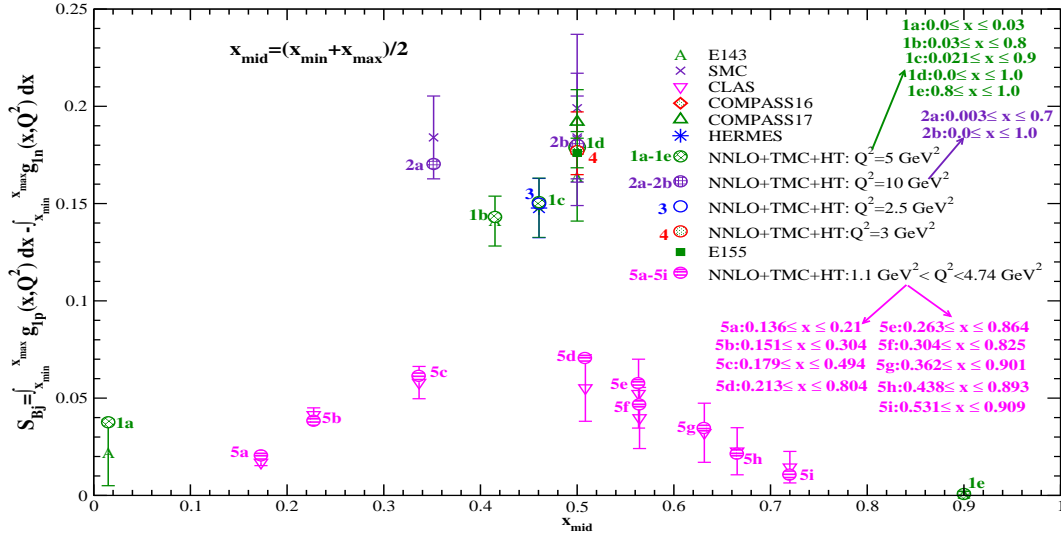


FIG. 14: $S_{Bj} = \int_{x_{min}}^{x_{max}} g_{1p}(x, Q^2) dx - \int_{x_{min}}^{x_{max}} g_{1n}(x, Q^2) dx$ vs $x_{mid} \left(= \frac{x_{min} + x_{max}}{2} \right)$ with our full model at the different values of Q^2 without applying any cut on W . Numerical results are shown by the circle symbol identified by a number. The integration limits (as mentioned in the legends of the figure) are chosen corresponding to the experimental data available in the literature. Numerical results are compared with the data reported from E143 [6], E155 [10], SMC [13, 15], COMPASS16 [17], COMPASS17 [18], HERMES [21] and CLAS [30] experiments.

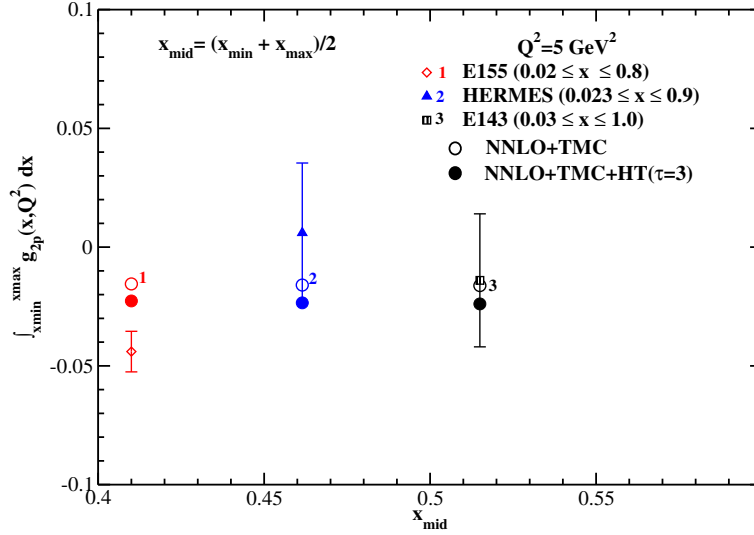


FIG. 15: $\int_{x_{min}}^{x_{max}} g_{2p}(x, Q^2) dx$ vs $x_{mid} \left(= \frac{x_{min} + x_{max}}{2} \right)$ at NNLO with TMC effect (empty circles) as well as with the twist-3 correction (solid circles) at $Q^2 = 5 \text{ GeV}^2$ without applying any cut on W . Numerical results are shown by the circle symbol identified by a number and compared with E143 [6], E155 [11] and HERMES [22] experimental data.

In Fig. 14, the numerical results are presented for $\int_{x_{min}}^{x_{max}} g_{1p}(x, Q^2) dx - \int_{x_{min}}^{x_{max}} g_{1n}(x, Q^2) dx$ vs x_{mid} (Eq. 21) which have been evaluated using full model. The inclusion of NNLO terms leads to a small difference in the results obtained at NLO (not shown here explicitly) which is about 1% for $1 \leq Q^2 \leq 5 \text{ GeV}^2$ in the integration limits of x between 0 to 1. However, the effect of twist-3 corrections at NNLO is found to be about 4% at $Q^2 = 1 \text{ GeV}^2$ while it is $\lesssim 1\%$ for $2 \leq Q^2 \leq 10 \text{ GeV}^2$ in the integration limits of x between 0 and 1. Furthermore, it may also be observed that these numerical results at NNLO are in reasonable agreement with the corresponding experimental data of E143 [6], E155 [10], SMC [13, 15], HERMES [21], COMPASS16 [17], COMPASS17 [18] and CLAS [30]. Quantitatively, the numerical value of S_{Bj} at NNLO is 0.179 in the integration limit of x between 0 and 1, and it is consistent with the value of Bjorken sum rule obtained in Ref. [46], which is 0.182 ± 0.002 at $\langle Q^2 \rangle = 5 \text{ GeV}^2$.

2. Burkhardt-Cottingham sum rule

Burkhardt-Cottingham (BC) sum rule is derived for the polarized spin structure function $g_{2N}(x)$ given by [81]:

$$\int_0^1 g_{2N}(x) dx = 0 ; \quad N = p, n \quad (22)$$

from the virtual Compton scattering dispersion relations in the limit of high Q^2 . This sum rule is obtained by considering the Wandzura-Wilczek relation [93] incorporating the twist-2 contribution (Eq. 12) as well as using Eq. 11 which further incorporates the twist-3 contribution.

In Fig. 15, the results are presented for the BC sum rule at a fixed Q^2 , specifically at $Q^2 = 5 \text{ GeV}^2$, without (empty circles) and with (solid circles) the twist-3 correction. We find that at NNLO this sum rule integral is non-zero though small in magnitude and the inclusion of TMC effect leads to a difference of 1-2% while the further inclusion of twist-3 correction results in a suppression of about 46-47% from the results evaluated with TMC effects only in the present kinematic range of x and Q^2 . Our numerical results are consistent with the experimental data from E143 [6] and HERMES [22], although they overestimate the experimental findings of E155 [11] in their kinematic range of x_{min} and x_{max} .

IV. CONCLUSIONS

To conclude, we have studied the effects of perturbative and nonperturbative QCD corrections to the QPM in the evaluation of polarized nucleon structure functions. The higher order perturbative corrections are calculated at the NLO and NNLO using BDSSV24 PPDPs in the 3-flavor $\overline{\text{MS}}$ scheme. The nonperturbative effects of target mass correction and the twist-3 correction are also incorporated. The results are presented for the polarized proton and neutron structure functions, $g_{1p,1n}(x, Q^2)$, $g_{2p,2n}(x, Q^2)$, the nucleon asymmetries $A_{1p,1n}(x, Q^2)$, $A_{2p,2n}(x, Q^2)$, along with the Ellis-Jaffe, Bjorken and Burkhardt-Cottingham sum rule integrals and compared these theoretical results with the experimental data available in the literature. We conclude that:

- In the evaluation of polarized nucleon structure functions at NLO significant model dependence arises due to the choice of polarized PDFs in literature, for example, GRSV01 [96], LSS05 [72], BB10 [71], KATAO10 [97] and BDSSV24 [49]. This, in turn, leads to uncertainties in the evaluation of nucleon asymmetries $A_{1N,2N}(x, Q^2)$ and the sum rule integrals. However, these PPDPs parameterizations have uncertainty bands and there is an overlap among the different PPDPs parameterizations when errors are taken into account along with the central values [79].
- The nucleon structure functions and other observables evaluated at NLO and NNLO using BDSSV24 parameterization for the polarized PDFs show very small difference with each other suggesting perturbative stability except at very small $x < .035$. The evidence of the perturbation stability demonstrated with the use of BDSSV24 parameterizations of the polarized PDFs exists even in the presence of the nonperturbative effects which are quite significant in some observables. The theoretical values for these observables evaluated at NLO and NNLO both show reasonable agreement with the experimental values.
- The inclusion of nonperturbative twist-3 correction in the evaluation of the polarized nucleon structure functions $g_{1p,1n}(x, Q^2)$ does not result in any significant changes for $Q^2 \geq 5 \text{ GeV}^2$, but are found to be $\sim 5\%$ in the lower Q^2 region for mid and high $x (\geq 0.3)$. However, in $g_{2p,2n}(x, Q^2)$ it provides significant contribution in the considered range of x and Q^2 , i.e., $0 \leq x \leq 0.8$ and $Q^2 \geq 1 \text{ GeV}^2$.
- We find that the nucleon asymmetries $A_{1p}(x, Q^2)$, $A_{2p}(x, Q^2)$ and the ratios $\frac{g_{1p,1n}(x, Q^2)}{F_{1p,1n}(x, Q^2)}$ increases with the increase in x . However, $A_{2p}(x, Q^2)$ gets saturated after a certain value of x . The inclusion of higher order perturbative and nonperturbative corrections bring the numerical results into better agreement with the experimental data.
- The numerical results for the different sum rule integrals may provide important information about the helicities of quarks, flavor asymmetry of sea quarks, axial and strong coupling constants in the presence of higher order corrections. The experimental data with high statistics are required, especially in the region of very low x and high x in order to avoid the uncertainties arising due to the extrapolation of polarized parton densities in the evaluation of the sum rule integrals.

- The perturbative evolution of the polarized parton densities at higher orders in the perturbative expansion plays important role in the evaluation of the polarized nucleon structure functions and asymmetries. The higher order correction terms make significant contributions to the kinematic range of Bjorken x and Q^2 studied in the present work, and leads to better agreement with experimental values in the case of proton. In the case of neutron target, the statistical errors on various observables are too large to make any definite conclusions.
- The PPDFs of BDSSV24 at NNLO [49] used in the determination of polarized nucleon structure functions and other observables has been successful in explaining the experimental results on these observables on nucleon targets. Furthermore, the benchmarking of the BDSSV24 parameterization of polarized PDFs demonstrated in this work may be useful in future studies of various observables in the DIS of polarized charged leptons and (anti)neutrinos from polarized nucleons and nuclei.

The present work may be helpful in understanding the role of higher order corrections in explaining the upcoming experimental results from the JLab, EIC and CERN collaborations in the relevant kinematic range of x and Q^2 . Since future experiments at JLab and EIC at BNL are planned to use the light to heavy nuclear targets such as 2D , 3He , ^{12}C , ^{14}N , ^{16}O , ^{56}Fe , etc., therefore, the understanding of nuclear medium effects on the polarized structure functions is important. We plan to study these nuclear medium effects in different nuclear targets by taking into account the nuclear effects due to the Fermi motion and binding energy of the nucleons, nucleon-nucleon correlations, shadowing/antishadowing and mesonic cloud contributions in a wide kinematic range of x and Q^2 relevant for the future experiments. Furthermore, the present work can be useful in theoretical understanding of the various observables in the scattering of (anti)neutrinos from the polarized nucleon and nuclear targets planned to be studied in future experiments at the proposed neutrino factories.

Acknowledgment

We are thankful to I. Borsa for providing us the PPDFs grids of BDSSV24 parameterization on request. F. Zaidi is thankful to Council of Scientific & Industrial Research, Govt. of India for providing Senior Research Associateship (SRA) under the Scientist's Pool Scheme, file no. 13(9240-A)2023-POOL and to the Department of Physics, Aligarh Muslim University, Aligarh for providing the necessary facilities to pursue this research work. M. S. A. is thankful to the Department of Science and Technology (DST), Government of India for providing financial assistance under Grant No. SR/MF/PS-01/2016-AMU/G.

-
- [1] J. Ashman *et al.* [European Muon], Phys. Lett. B **206**, 364 (1988).
 - [2] R. P. Feynman, Phys. Rev. Lett. **23**, 1415-1417 (1969)
 - [3] R. P. Feynman, "Photon-hadron interactions."
 - [4] P. L. Anthony *et al.* [E142], Phys. Rev. Lett. **71**, 959-962 (1993).
 - [5] P. L. Anthony *et al.* [E142], Phys. Rev. D **54**, 6620-6650 (1996).
 - [6] K. Abe *et al.* [E143], Phys. Rev. D **58**, 112003 (1998).
 - [7] K. Abe *et al.* [E154], Phys. Rev. Lett. **79**, 26-30 (1997).
 - [8] K. Abe *et al.* [E154], Phys. Lett. B **404**, 377-382 (1997).
 - [9] P. L. Anthony *et al.* [E155], Phys. Lett. B **458**, 529-535 (1999).
 - [10] P. L. Anthony *et al.* [E155], Phys. Lett. B **493**, 19-28 (2000).
 - [11] P. L. Anthony *et al.* [E155], Phys. Lett. B **553**, 18-24 (2003).
 - [12] B. Adeva *et al.* [Spin Muon (SMC)], Phys. Lett. B **412**, 414-424 (1997).
 - [13] D. Adams *et al.* [Spin Muon (SMC)], Phys. Rev. D **56**, 5330-5358 (1997).
 - [14] B. Adeva *et al.* [Spin Muon], Phys. Rev. D **58**, 112002 (1998).
 - [15] B. Adeva *et al.* [Spin Muon], Phys. Rev. D **58**, 112001 (1998).
 - [16] M. G. Alekseev *et al.* [COMPASS], Phys. Lett. B **690**, 466-472 (2010).
 - [17] C. Adolph *et al.* [COMPASS], Phys. Lett. B **753**, 18-28 (2016).
 - [18] C. Adolph *et al.* [COMPASS], Phys. Lett. B **769**, 34-41 (2017).
 - [19] K. Ackerstaff *et al.* [HERMES], Phys. Lett. B **404**, 383-389 (1997).
 - [20] A. Airapetian *et al.* [HERMES], Phys. Lett. B **442**, 484-492 (1998).
 - [21] A. Airapetian *et al.* [HERMES], Phys. Rev. D **75**, 012007 (2007).
 - [22] A. Airapetian *et al.* [HERMES], Eur. Phys. J. C **72**, 1921 (2012).
 - [23] R. Fatemi *et al.* [CLAS], Phys. Rev. Lett. **91**, 222002 (2003).
 - [24] X. Zheng *et al.* [Jefferson Lab Hall A], Phys. Rev. Lett. **92**, 012004 (2004).
 - [25] X. Zheng *et al.* [Jefferson Lab Hall A], Phys. Rev. C **70**, 065207 (2004).

- [26] K. Kramer, D. S. Armstrong, T. D. Averett, W. Bertozzi, S. Binet, C. Butuceanu, A. Camsonne, G. D. Cates, J. P. Chen and S. Choi, *et al.* Phys. Rev. Lett. **95**, 142002 (2005).
- [27] K. V. Dharmawardane *et al.* [CLAS], Phys. Lett. B **641**, 11-17 (2006).
- [28] F. R. Wesselmann *et al.* [RSS], Phys. Rev. Lett. **98**, 132003 (2007).
- [29] Y. Prok *et al.* [CLAS], Phys. Rev. C **90**, no.2, 025212 (2014).
- [30] A. Deur, Y. Prok, V. Burkert, D. Crabb, F. X. Girod, K. A. Griffioen, N. Guler, S. E. Kuhn and N. Kvaltine, Phys. Rev. D **90**, no.1, 012009 (2014).
- [31] D. Flay *et al.* [Jefferson Lab Hall A], Phys. Rev. D **94**, no.5, 052003 (2016).
- [32] R. Fersch *et al.* [CLAS], Phys. Rev. C **96**, no.6, 065208 (2017).
- [33] E. C. Aschenauer, T. Burton, T. Martini, H. Spiesberger and M. Stratmann, Phys. Rev. D **88**, 114025 (2013).
- [34] J. P. Delahaye, C. M. Ankenbrandt, S. A. Bogacz, P. Huber, H. G. Kirk, D. Neuffer, M. A. Palmer, R. Ryne and P. V. Snopok, JINST **13**, T06003 (2018).
- [35] A. Bogacz, V. Brdar, A. Bross, A. de Gouvêa, J. P. Delahaye, P. Huber, M. Hostert, K. J. Kelly, K. Long and M. Palmer, *et al.* [arXiv:2203.08094 [hep-ph]].
- [36] I. Borsa, D. de Florian and I. Pedron, Eur. Phys. J. C **82**, no.12, 1167 (2022).
- [37] C. Riedl, Acta Phys. Polon. B **53**, 5-A2 (2022).
- [38] G. Altarelli and G. G. Ross, Phys. Lett. B **212**, 391-396 (1988).
- [39] M. Anselmino, A. Efremov and E. Leader, Phys. Rept. **261**, 1-124 (1995) [erratum: Phys. Rept. **281**, 399-400 (1997)].
- [40] R. D. Ball, S. Forte and G. Ridolfi, Phys. Lett. B **378**, 255-266 (1996).
- [41] G. Altarelli, R. D. Ball, S. Forte and G. Ridolfi, Acta Phys. Polon. B **29**, 1145-1173 (1998).
- [42] B. Lampe and E. Reya, Phys. Rept. **332**, 1-163 (2000).
- [43] E. W. Hughes and R. Voss, Ann. Rev. Nucl. Part. Sci. **49**, 303-339 (1999).
- [44] S. D. Bass, Rev. Mod. Phys. **77**, 1257-1302 (2005).
- [45] F. Bissey, F. G. Cao and A. I. Signal, Phys. Rev. D **73**, 094008 (2006).
- [46] S. E. Kuhn, J. P. Chen and E. Leader, Prog. Part. Nucl. Phys. **63**, 1-50 (2009).
- [47] J. Blumlein, Prog. Part. Nucl. Phys. **69**, 28-84 (2013).
- [48] V. Bertone *et al.* [MAP], [arXiv:2404.04712 [hep-ph]].
- [49] I. Borsa, M. Stratmann, W. Vogelsang, D. de Florian and R. Sassot, Phys. Rev. Lett. **133**, no.15, 151901 (2024).
- [50] M. Anselmino, P. Gambino and J. Kalinowski, Phys. Rev. D **55**, 5841-5844 (1997).
- [51] S. Forte, M. L. Mangano and G. Ridolfi, Nucl. Phys. B **602**, 585-621 (2001).
- [52] E. S. Timoshin and S. I. Timoshin, Phys. Part. Nucl. Lett. **11**, 86-90 (2014).
- [53] J. D. Bjorken, Phys. Rev. **179**, 1547-1553 (1969).
- [54] J. I. Friedman, H. W. Kendall and R. E. Taylor, SLAC-REPRINT-1991-019.
- [55] L. W. Whitlow, S. Rock, A. Bodek, E. M. Riordan and S. Dasu, Phys. Lett. B **250**, 193-198 (1990).
- [56] M. Arneodo *et al.* [New Muon], Nucl. Phys. B **483**, 3-43 (1997).
- [57] A. Airapetian *et al.* [HERMES], JHEP **05**, 126 (2011).
- [58] G. Altarelli and G. Parisi, Nucl. Phys. B **126**, 298 (1977);
V. N. Gribov and L. N. Lipatov, Sov. J. Nucl. Phys. **15**, 438 (1972), [Yad. Fiz. **15**, 781 (1972)];
L. N. Lipatov, Sov. J. Nucl. Phys. **20**, 94 (1975), [Yad. Fiz. **20**, 181 (1974)];
Y. L. Dokshitzer, Sov. Phys. JETP **46**, 641 (1977) [Zh. Eksp. Teor. Fiz. **73**, 1216 (1977)].
- [59] A. Vogt, S. Moch, M. Rogal and J. A. M. Vermaseren, Nucl. Phys. B Proc. Suppl. **183**, 155-161 (2008).
- [60] S. Moch, J. A. M. Vermaseren and A. Vogt, Nucl. Phys. B **889**, 351-400 (2014).
- [61] S. Moch, J. A. M. Vermaseren and A. Vogt, Phys. Lett. B **748**, 432-438 (2015).
- [62] J. Blümlein, P. Marquard, C. Schneider and K. Schönwald, Nucl. Phys. B **971**, 115542 (2021).
- [63] J. Blümlein, P. Marquard, C. Schneider and K. Schönwald, JHEP **01**, 193 (2022).
- [64] A. Vogt, Comput. Phys. Commun. **170**, 65-92 (2005).
- [65] K. G. Wilson, Phys. Rev. **179**, 1499-1512 (1969).
- [66] R. A. Brandt and G. Preparata, Nucl. Phys. B **27**, 541-567 (1971).
- [67] N. H. Christ, B. Hasslacher and A. H. Mueller, Phys. Rev. D **6**, 3543 (1972).
- [68] M. Sajjad Athar and J. G. Morfin, J. Phys. G **48**, no.3, 034001 (2021).
- [69] M. Salimi-Amiri, A. Khorramian, H. Abdolmaleki and F. I. Olness, Phys. Rev. D **98**, no.5, 056020 (2018).
- [70] H. Khanpour, S. T. Monfared and S. Atashbar Tehrani, Phys. Rev. D **95**, no.7, 074006 (2017).
- [71] J. Blumlein and H. Bottcher, Nucl. Phys. B **841**, 205-230 (2010).
- [72] E. Leader, A. V. Sidorov and D. B. Stamenov, Phys. Rev. D **73**, 034023 (2006).
- [73] E. R. Nocera *et al.* [NNPDF], Nucl. Phys. B **887**, 276-308 (2014).
- [74] J. J. Ethier, N. Sato and W. Melnitchouk, Phys. Rev. Lett. **119**, no.13, 132001 (2017).
- [75] D. De Florian, G. A. Lucero, R. Sassot, M. Stratmann and W. Vogelsang, Phys. Rev. D **100**, no.11, 114027 (2019).
- [76] A. Mirjalili and S. Tehrani Atashbar, Phys. Rev. D **105**, no.7, 074023 (2022).
- [77] J. Blumlein and A. Tkabladze, Nucl. Phys. B **553**, 427-464 (1999).
- [78] V. M. Braun, T. Lautenschlager, A. N. Manashov and B. Pirnay, Phys. Rev. D **83**, 094023 (2011).
- [79] A. Chiefa, [arXiv:2408.09263 [hep-ph]].
- [80] J. R. Ellis and R. L. Jaffe, Phys. Rev. D **9**, 1444 (1974) [erratum: Phys. Rev. D **10**, 1669 (1974)].
- [81] H. Burkhardt and W. N. Cottingham, Annals Phys. **56**, 453-463 (1970).
- [82] E. B. Zijlstra and W. L. van Neerven, Nucl. Phys. B **417**, 61-100 (1994) [erratum: Nucl. Phys. B **426**, 245 (1994)];

- erratum: Nucl. Phys. B **773**, 105-106 (2007); erratum: Nucl. Phys. B **501**, 599-599 (1997)].
- [83] W. Vogelsang, Nucl. Phys. B **475**, 47-72 (1996).
 - [84] J. Blumlein and N. Kochelev, Nucl. Phys. B **498**, 285-309 (1997).
 - [85] F. Zaidi, H. Haider, M. Sajjad Athar, S. K. Singh and I. Ruiz Simo, Phys. Rev. D **101**, no.3, 033001 (2020).
 - [86] F. Zaidi, H. Haider, M. Sajjad Athar, S. K. Singh and I. Ruiz Simo, Phys. Rev. D **99**, no.9, 093011 (2019).
 - [87] M. S. Athar and S. K. Singh, Cambridge University Press, 2020, ISBN 978-1-108-77383-6, 978-1-108-48906-5 doi:10.1017/9781108489065
 - [88] J. Kodaira, S. Matsuda, K. Sasaki and T. Uematsu, Nucl. Phys. B **159**, 99-124 (1979).
 - [89] J. Kodaira, S. Matsuda, T. Muta, K. Sasaki and T. Uematsu, Phys. Rev. D **20**, 627 (1979) doi:10.1103/PhysRevD.20.627
 - [90] G. T. Bodwin and J. W. Qiu, Phys. Rev. D **41**, 2755 (1990) doi:10.1103/PhysRevD.41.2755
 - [91] W. Vogelsang, Z. Phys. C **50**, 275-284 (1991).
 - [92] S. G. Gorishnii and S. A. Larin, Phys. Lett. B **172**, 109-112 (1986).
 - [93] S. Wandzura and F. Wilczek, Phys. Lett. B **72**, 195-198 (1977).
 - [94] F. Hekhorn, G. Magni, E. R. Nocera, T. R. Rabemananjara, J. Rojo, A. Schaus and R. Stegeman, Eur. Phys. J. C **84**, no.2, 189 (2024).
 - [95] L. A. Harland-Lang, A. D. Martin, P. Motylinski and R. S. Thorne, Eur. Phys. J. C **75**, no.5, 204 (2015).
 - [96] M. Gluck, E. Reya, M. Stratmann and W. Vogelsang, Phys. Rev. D **63**, 094005 (2001).
 - [97] A. N. Khorramian, S. Atashbar Tehrani, S. Taheri Monfared, F. Arbabifar and F. I. Olness, Phys. Rev. D **83**, 054017 (2011).
 - [98] M. Gluck, E. Reya, M. Stratmann and W. Vogelsang, Phys. Rev. D **53**, 4775-4786 (1996).
 - [99] E. Leader, A. V. Sidorov and D. B. Stamenov, Eur. Phys. J. C **23**, 479-485 (2002).
 - [100] E. Leader, A. V. Sidorov and D. B. Stamenov, Phys. Rev. D **75**, 074027 (2007).
 - [101] E. Leader, A. V. Sidorov and D. B. Stamenov, Phys. Rev. D **91**, no.5, 054017 (2015).
 - [102] J. Blumlein and H. Bottcher, Nucl. Phys. B **636**, 225-263 (2002).
 - [103] D. de Florian and R. Sassot, Phys. Rev. D **62**, 094025 (2000).
 - [104] D. de Florian, G. A. Navarro and R. Sassot, Phys. Rev. D **71**, 094018 (2005).
 - [105] D. de Florian, R. Sassot, M. Stratmann and W. Vogelsang, Phys. Rev. Lett. **101**, 072001 (2008).
 - [106] D. de Florian, R. Sassot, M. Stratmann and W. Vogelsang, Phys. Rev. Lett. **113**, no.1, 012001 (2014).
 - [107] M. Hirai *et al.* [Asymmetry Analysis], Phys. Rev. D **69**, 054021 (2004).
 - [108] M. Hirai *et al.* [Asymmetry Analysis], Nucl. Phys. B **813**, 106-122 (2009).
 - [109] S. Taheri Monfared, Z. Haddadi and A. N. Khorramian, Phys. Rev. D **89**, no.7, 074052 (2014) [erratum: Phys. Rev. D **89**, no.11, 119901 (2014)].
 - [110] G. R. Farrar and D. R. Jackson, Phys. Rev. Lett. **35**, 1416 (1975).
 - [111] F. E. Close and A. W. Thomas, Phys. Lett. B **212**, 227-230 (1988).
 - [112] S. J. Brodsky, M. Burkardt and I. Schmidt, Nucl. Phys. B **441**, 197-214 (1995).
 - [113] E. Leader, A. V. Sidorov and D. B. Stamenov, Int. J. Mod. Phys. A **13**, 5573-5592 (1998).
 - [114] N. Isgur, Phys. Rev. D **59**, 034013 (1999).
 - [115] M. Gell-Mann, Phys. Rev. **125**, 1067-1084 (1962).
 - [116] M. Gell-Mann, Physics Physique Fizika **1**, 63-75 (1964).
 - [117] R. P. Feynman, M. Gell-Mann and G. Zweig, Phys. Rev. Lett. **13**, 678-680 (1964).
 - [118] J. D. Bjorken, Phys. Rev. **148**, 1467-1478 (1966).
 - [119] J. D. Bjorken, Phys. Rev. D **1**, 1376-1379 (1970).