

I Know About “Up”! Enhancing Spatial Reasoning in Visual Language Models Through 3D Reconstruction

HAO ZHOU, Guangdong Polytechnic Normal University, China

ZAIQIAO MENG*, University of Glasgow , UK

YIFANG CHEN, Guangdong Polytechnic Normal University, China

Visual Language Models (VLMs) are essential for various tasks, particularly the visual reasoning tasks, due to their robust multi-modal information integration, visual reasoning capabilities, and contextual awareness. However, existing VLMs’ visual spatial reasoning capabilities are often inadequate, struggling even with basic tasks such as distinguishing left from right. To address this, we propose the ZeroVLM¹ model, designed to enhance the visual spatial reasoning abilities of VLMs. ZeroVLM employs Zero-1-to-3, a 3D reconstruction model for obtaining different views of the input images and incorporates a view prompt to further improve visual spatial reasoning. Experimental results on four visual spatial reasoning datasets show that our ZeroVLM achieves up to 19.48% accuracy improvement, which indicates the effectiveness of 3D reconstruction and view prompt of our ZeroVLM.

Additional Key Words and Phrases: Visual Spatial Reasoning, 3D Reconstruction, Visual Language Models

ACM Reference Format:

Hao Zhou, Zaiqiao Meng, and Yifang Chen. 2024. I Know About “Up”! Enhancing Spatial Reasoning in Visual Language Models Through 3D Reconstruction. 1, 1 (September 2024), 14 pages. <https://doi.org/10.1145/nnnnnnnn.nnnnnnnn>

1 Introduction

Visual Language Models (VLMs), such as LLaVA [28], MiniGPT-4 [56] and InternGPT [31], are a class of deep neural models adept at simultaneously processing and understanding both visual and linguistic information. These VLMs often consist of an image encoder, an embedding projector to align image and text representations and a text decoder to process the projected image embedding and text representations, enabling joint understanding and reasoning between these modalities [20]. By using the language generation power of underlining text decoders, these VLMs showcase remarkable interaction capabilities in various applications, such as referring expression comprehension [22, 50], visual question answering [11, 16, 52], visual language reasoning [25], and entailment [24, 46].

However, many visual language tasks, such as visual question answering (VQA) [9, 14, 32, 39, 55] and image segmentation [15], require the ability to recognize spatial information from images. For instance, in visual question answering, a system must understand the spatial relationships between objects to correctly answer questions about an image [9, 14]. Visual spatial reasoning in VLMs requires multi-modal understanding [18], cross-modal mapping [44], inference of visual spatial relations [26], and integration of context comprehension [54]. This is because VLMs must

*Corresponding Author.

¹Code: https://github.com/zhouhao028/iknow_up

Authors’ Contact Information: Hao Zhou, hao.zhou28@outlook.com, Guangdong Polytechnic Normal University, China; Zaiqiao Meng, University of Glasgow , UK, zaiqiao.meng@glasgow.ac.uk; Yifang Chen, Guangdong Polytechnic Normal University, China, chenyf@gpnu.edu.cn.

Permission to make digital or hard copies of all or part of this work for personal or classroom use is granted without fee provided that copies are not made or distributed for profit or commercial advantage and that copies bear this notice and the full citation on the first page. Copyrights for components of this work owned by others than the author(s) must be honored. Abstracting with credit is permitted. To copy otherwise, or republish, to post on servers or to redistribute to lists, requires prior specific permission and/or a fee. Request permissions from permissions@acm.org.

© 2024 Copyright held by the owner/author(s). Publication rights licensed to ACM.

Manuscript submitted to ACM

Manuscript submitted to ACM

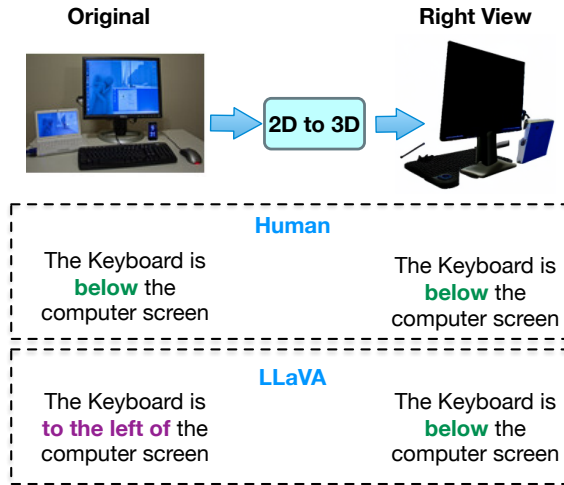


Fig. 1. An example of the VQA task, where humans can easily recognize positions under different views, but the vanilla LLaVA [28] can only predict correctly from certain views. By performing 3D reconstruction to obtain different views of the image, we can improve LLaVA’s predictive accuracy.

comprehend intricate spatial relationships within images, which are hierarchical and multifaceted, involving various relationships among multiple objects (such as containment, proximity, overlap, etc.) [5]. Enhancing visual spatial reasoning capabilities of models can significantly elevate their performance in image comprehension and processing [47].

Presently, numerous studies explore various benchmarks and methods to enhance the visual spatial reasoning capabilities of VLMs to improve their performance, exemplified by visual spatial reasoning [26], Whatsup_vlm [17] and SpatialVLM [5]. These endeavors employ diverse methodologies [19, 35, 40] to augment the visual spatial reasoning abilities of models. However, despite these efforts yielding improvements in model performance to some extent, substantial challenges persist in comprehending complex scenes and intricate spatial relationships. Existing methodologies predominantly rely on 2D information, impeding the comprehensive capture of 3D spatial relationships among objects. For example, Figure 1 illustrates an example of the VQA task. While humans could easily recognize positions under different views of the objects, LLaVA can only predict correctly from certain views due to the lack of image views during their pretraining.

To tackle this challenge, we propose a novel model, called ZeroVLM, to solve the visual spatial reasoning task through the 3D reconstruction technique, entailing the reconstruction of images in 3D and capturing them from various views. In particular, our ZeroVLM utilize the Zero-1-to-3 [29] model for constructing 3D views from a single 2D image within our tested datasets. This allows VLMs to access richer spatial information through 3D transformation, thereby enhancing their visual spatial reasoning capabilities. We conducted comprehensive experiments across four visual spatial reasoning datasets, and the results show that all the tested VLMs have notably improved spatial reasoning capabilities through our ZeroVLM.

Our contributions are summarized as follows:

- We proposed the ZeroVLM model, a new model for visual spatial reasoning tasks, which can generate images of different views based on the original image to enhance spatial reasoning ability.



Fig. 2. Single-view images were generated using Zero-1-to-3 to produce left-view, right-view, and random-view images. Multi-view images were created by combining these different single-view images in various configurations.

- Our ZeroVLM utilises a 3D reconstruction model to obtain different views from the input image, which enhances spatial relationships at the image level to improve the visual spatial reasoning capabilities of VLMs.
- We validate the effectiveness of our ZeroVLM through visual spatial reasoning experiments conducted on four different datasets.

2 Related Work

Vision Language Models (VLMs). VLMs amalgamate computer vision and natural language processing technologies to comprehend and generate correlations between images and natural language [10]. VLMs can accept image input to generate a corresponding response in text [33]. In terms of training architecture, recent works include joint pretraining architectures (e.g. OFA [45] and VLMO [2]), which train image and text data jointly, and image-to-text mapping architectures (e.g., PaLI [7]), which map an image encoder to a well-pretrained text encoder. The latter approach has gained more popularity. VLMs exhibit cross-modal understanding capabilities, enabling them to extract information from images and translate it into natural language, or retrieve information from natural language and generate corresponding images [6]. This wide range of capabilities broadens the potential of VLMs (e.g., GlaMM [38] and MiniGPT-4 [56]) in understanding and generating associations between images and language, such as Image Captioning [53], Visual Question Answering [48], and Multi-modal Translation [21]. In this study, we aim to explore the visual-spatial recognition capabilities of these VLMs.

Visual Spatial Reasoning. Visual spatial reasoning refers to the cognitive ability to understand and manipulate the spatial relationships of objects or elements in a given environment [26]. This reasoning ability involves not only recognizing the properties of individual entities, but also understanding the complex relationships and structures between them. Recent works have aimed to benchmark the problem of visual spatial reasoning, notably VSR [26] and Whatsup_vlm [17]. VSR [26] evaluates the ability of VLMs using text-image pairs to describe various visual spatial relationships, while Whatsup_vlm [17] assesses the visual spatial reasoning of VLMs through specific prepositions and perspectives. Although these methods provide valuable insights into the visual spatial reasoning capabilities of VLMs, they remain somewhat limited. In our work, we employ 3D reconstruction to more comprehensively test the visual spatial reasoning ability of VLMs.

3D Reconstruction. Visual spatial reasoning encompasses the cognitive ability to comprehend and manipulate visual spatial information, while 3D reconstruction involves generating a three-dimensional representation of an object or scene from two-dimensional images or other sensor data. For instance, MonoScene [4] infers dense geometric structures and semantic information of a scene from a single monocular RGB image, offering an efficient and innovative approach to complete 3D semantic scenes. VoxFormer [23] proposes a transformer-based [43] semantic scene completion framework, addressing camera-based 3D semantic scene completion by introducing sparse voxel queries [12] and

masked autoencoder design [13]. Zero-1-to-3 [29] is a 3D reconstruction model that excels in zero-shot generalization on out-of-distribution datasets and unprocessed images by using a single image as input without requiring additional 3D or depth information. We chose this model for its simplicity and effectiveness compared to MonoScene [4] and VoxFormer [23].

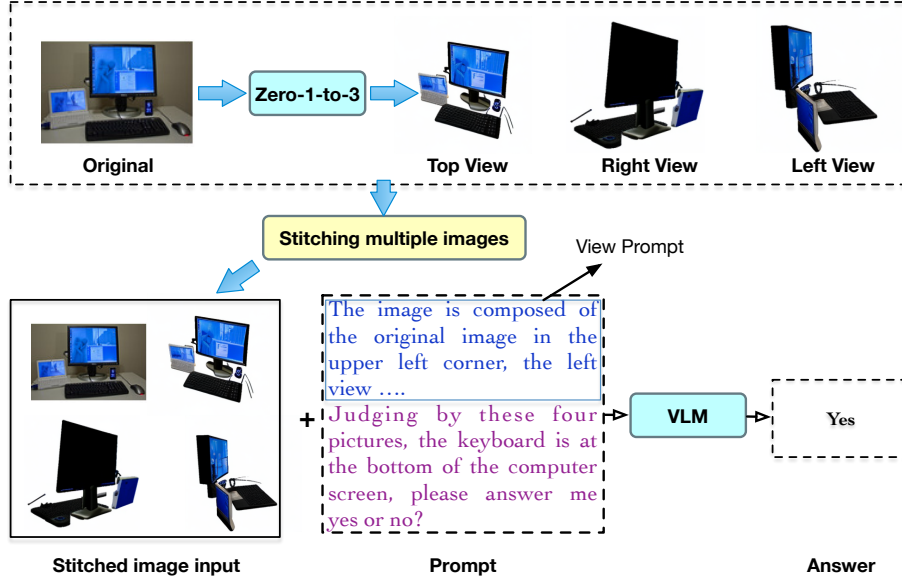


Fig. 3. An overview of our proposed ZeroVLM model. Our ZeroVLM first uses Zero-1-to-3 to perform 3D reconstruction to obtain different views of the input image, and then it stitches the original images with these different views to obtain the stitched image, which is the input of a VLM for answer prediction.

3 Preliminaries

In this section, we will formally define the task of visual spatial reasoning and introduce the Zero-1-to-3 model [29], which is one of the components utilized by our model.

3.1 Visual Spatial Reasoning Task

Visual spatial reasoning is critically important in the fields of computer vision, artificial intelligence, and machine learning [30, 37, 51]. The visual spatial reasoning task involves inferring and understanding objects, scenes, or spatial relationships, addressing location, orientation, and spatial arrangement for accurate object localization and recognition. This task is normally formulated as a visual question answering task [17, 24] by asking and answering questions about objects on images and through context in text. Formally, we denote an image and its associated question as i and q , respectively. The questions in this task typically ask to identify the relationships among multiple objects or to locate specified objects within the image. Figure 1 shows an example of this task. The goal of this task is to answer this question by accurately comprehending the visual spatial relations and discerning the visual spatial position of target objects relative to others.

3.2 Zero-1-to-3

Zero-1-to-3 [29] is a model designed for visual reconstruction tasks. It works by identifying objects in input image i and adjusting the camera perspective of these objects. Given an image $i \in \mathbb{R}^{H \times W \times 3}$ and a relative camera rotation matrix $R \in \mathbb{R}^{3 \times 3}$ and a translation vector $T \in \mathbb{R}^3$, Zero-1-to-3 leans a model f such that its output is a new perspective image under the specified camera transformation:

$$\hat{i}_{R,T} = f(i, R, T) \quad (1)$$

where $\hat{i}_{R,T}$ represents the generated new perspective image. When we input the original image i and hope to generate a 3D reconstructed view from the left at an angle of 45° through Zero-1-to-3, we can achieve this effect by setting R to the rotation matrix of 45° around the Y axis and setting T to the vector translated to the left by a certain distance. In order to synthesize new views under such partial constraints, Zero-1-to-3 uses a large-scale diffusion model to integrate the geometric prior knowledge of the input image. The conditional diffusion model embedded in Zero-1-to-3 [34, 49] learns to control the relative camera viewpoint using synthetic datasets, which helps generate new images with specified camera transformations, such as fixed camera viewpoints (such as left or right view) or randomly generated camera viewpoints. Despite being trained on synthetic datasets, Zero-1-to-3 still demonstrates strong zero-shot generalization capabilities to out-of-distribution datasets and real-world images. Figure 2 shows the different views generated by Zero-1-to-3 based on the input image.

4 Methodologies

4.1 Overview of ZeroVLM

To address the visual spatial reasoning task, we propose ZeroVLM, a model that leverages Zero-1-to-3 to infer various views of input images and employs a VLM to generate answers using the combined multiview images and our specially designed *view prompts*. The overview of our model is illustrated in Figure 3. In particular, ZeroVLM is a novel visual-language model that combines large language models (such as LLaMA [42]) with high-level vision models, aiming to enhance visual-spatial reasoning capabilities by leveraging 3D reconstruction techniques. Given an image i , ZeroVLM uses Zero-1-to-3 to infer its various views $\hat{i}_{R,T}$ and performs image stitching from multiple views, thereby providing richer spatial information. The 3D reconstruction feature provided by Zero-1-to-3 can enable ZeroVLM to better understand and infer spatial relationships by viewing objects from different angles. At the same time, a specialized *view prompt* is designed into ZeroVLM to further enhance its visual spatial reasoning capabilities. This prompt helps guide the model in focusing on relevant spatial views and improving its accuracy in interpretation. The architecture of our ZeroVLM is shown in Figure 3, with a detailed description of its components described in the following subsections.

4.2 Data Augmentation by 3D Reconstruction

In our work, we use Zero-1-to-3 for 3D reconstruction on the dataset to generate $\hat{i}_{R,T}$ from different viewpoints, e.g. the left, right and random views. Our investigation not only explores whether the creation of single-view images can enhance the visual spatial reasoning capabilities of VLMs but also examines whether multi-view images can help this improvement, where multi-view images are synthesized from different $\hat{i}_{R,T}$. Because multi-view images can provide richer spatial information, the model can get the opportunity to observe the same scene from different angles, thereby capturing a more comprehensive spatial layout and the relationship between objects, and different views can provide redundant information, so that the model can still make accurate judgments when facing noise or partial information loss. Therefore, in our work, after inferring different views of the input images, we further construct multi-view images

from these single views by stitching them and testing their effectiveness against the single-view images. Figure 2 shows an example of the multi-view image constructed by stitching multiple single-view images generated through Zero-1-to-3.

By synthesizing these various single-view and multi-view images, we aim to conduct comprehensive controllable experiments to determine their effectiveness in improving the spatial reasoning abilities of VLMs.

4.3 View Prompt

In our work, we first test whether the 3D reconstruction of images can improve the accuracy of VLM’s visual spatial ability at the image level. To further explore whether the context prompt can enhance VLM’s visual spatial reasoning ability, we introduced a special prompt called *view prompt* in the experiment. This view prompt varies depending on the input image and its views. Figure 4 shows two view prompt examples over a single view and multiple views of the input.

We designed a variety of view prompts based on the content of different view images to guide VLM to better understand and reason about the view spatial relationship between the target object and other objects in the image. We first used Zero-1-to-3 [29] to perform 3D reconstruction of VSR [26] dataset and What’sUp [17] dataset from different viewpoints. Then during the inference of VLM, we use a prompt consisting of the question, the view prompt, and the stitched view image, to generate the answer. Figure 5 provides detailed examples of the process.

```

### view prompt for single-view images:
This is a 3D single-view image generated from the left view of original image. Centered on
the computer. {question}

### view prompt for multi-view images:
The original image in the upper left corner, the left view image in the upper right corner,
the right view image in the lower left corner, and the random view image in the lower
right corner. Based on these four images. {question}

```

Fig. 4. These view prompts are manually constructed by us. View prompt comparison between single-view images and multi-view images. {question} is the corresponding question in the prompt.

5 Experiments

5.1 Experimental Setup

Datasets. We selected two datasets for investigation: the **Visual Spatial Reasoning (VSR)** [26] dataset and the **What’sUp** [17] dataset. The statistics of the two datasets are summarized in Table 1. The VSR dataset focuses on a wide range of spatial relations and linguistic phenomena, emphasizing various visual spatial relations and describing these relations. The What’sUp dataset focuses on household items and uses different prepositions to describe spatial relations. Both datasets cover a variety of visual spatial relations (such as “below”, “in front of”, “beside”, etc.).

Baselines. In our research, we employ LLaVA and MiniGPT-4 as the primary VLMs. The LLaVA version we use is LLaVA-v1.5-13B and the MiniGpt-4 version is MiniGPT-4 (Vicuna 13B). LLaVA utilizes multi-modal language-image instruction data for instruction adjustment, employing CLIP-ViT-L-336px [27] as the visual encoder and MLP projection as the visual language cross-modal connector, achieving comprehensive understanding of both visual and language

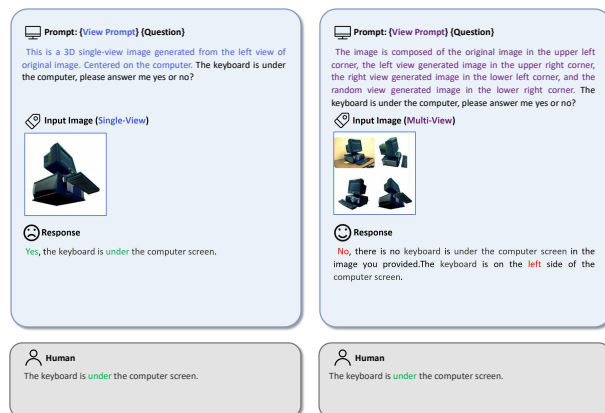


Fig. 5. For both single-view and multi-view datasets, we employed a view prompt. The aim was to explore whether perspective language models could enhance their visual spatial reasoning abilities through improvements at the textual level.

DataSet	Train	Development	Test	Total
VSR (Random Split)	7680	1097	2195	10972
VSR (Zero shot)	4713	231	616	5560
What’sUp (SubSet-A)	200	110	111	421
What’sUp (SubSet-B)	200	108	100	408

Table 1. The number of images in various datasets.

inputs. The architecture of MiniGPT-4 involves aligning a frozen visual encoder with a frozen high-level language model, e.g. Vicuna [8], through projection layers, ensuring correct alignment of visual features with the high-level large language model. MiniGPT-4 can exhibit advanced multi-modal capabilities similar to those of GPT-4 [1].

Backbones. We use LLaVA and MiniGPT-4 as the backbone VLMs of our ZeroVLM in all the experiments. In particular, we denote ZeroVLM (L) as our model based on the LLaVA [28] model, which can process image inputs and improve efficiency and performance through joint learning of image and text instructions, while ZeroVLM (M) as our model based on the MiniGPT-4 [56] model, which combines the powerful generation ability of language models with visual information capabilities.

Task Setting. We classify visual spatial relationship questions for VLMs into two types using our dataset split, which is applied consistently across all four datasets. The first type disrupts the visual spatial relationship between the target object and another object (for example, the correct image description is “The apple is to the left of the banana,” while our description is “The apple is above (below, to the right of, in front of, etc.) the banana”). The second type describes visual spatial relationships involving objects not present in the image but related to the target object (for example, the correct image description is “The apple is to the left of the banana,” but our description is “The watermelon (an object that does not exist besides the apple) is above the banana”). These classifications are employed to evaluate the visual spatial reasoning abilities of VLMs and highlight the differences between our dataset and the original datasets.

Evaluation Metric. For evaluation, we judge the accuracy of the visual spatial reasoning ability of ZeroVLM (L) and ZeroVLM (M) based on the answers answered by ZeroVLM (L) and ZeroVLM (M). The accuracy of ZeroVLM (L) and

ZeroVLM (M) responses determines their accuracy in identifying these relations. Since both datasets involve binary classification tasks, we use accuracy as the evaluation metric.

Implementation Details. We obtain new datasets through 3D reconstruction, consisting of single-view and multi-view datasets. In the single-view dataset, “Origin” refers to the original, unprocessed data, “Left” refers to the data processed by 3D reconstruction from the left viewpoint, and “Right” refers to the data processed by 3D reconstruction from the right viewpoint. “Random” refers to the data processed from a random viewpoint. In the multi-view dataset, there are two types of “Multi-view”, one is multi-view without original images, and the other is multi-view with original images. Multi-view without original images is composed of single-view images, while multi-view with original images is composed of original images plus different single-view images. Our goal is to explore whether the visual spatial reasoning ability of VLMs increases or decreases with the addition or omission of original images.

Model	VSR (Random Split)	VSR (Zero Shot)	What’sUp (A)	What’sUp (B)
Human	95.40	95.40	100	100
CLIP (frozen)	56.00	54.50	58.00	57.50
CLIP (FT)	65.10	63.30	61.20	59.80
VisualBERT	55.20	51.00	53.40	55.60
ViLT	69.30	63.00	60.20	63.60
LXMERT	70.10	61.20	58.30	54.70
ZeroVLM (M)	53.80	52.43	55.76	53.84
ZeroVLM (L)	<u>70.29</u>	<u>70.94</u>	<u>71.74</u>	<u>80.76</u>

Table 2. Accuracy performance of the compared models. Missing values indicate that ZeroVLM (L) and ZeroVLM (M) were not tested on the visual spatial reasoning on the VSR and What’sUp datasets. Bests are in **bold**, and second bests are underlined.

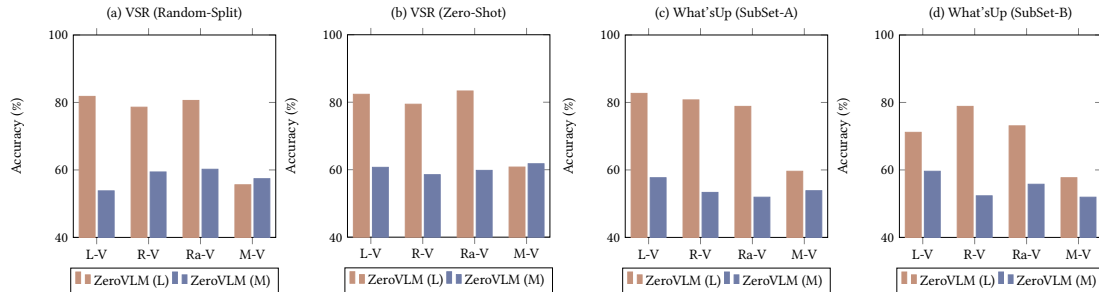


Fig. 6. L-V represents the left-view images, R-V represents the right-view images, Ra-V represents the random-view images, and M-V represents the multi-view images (excluding the original image). Note that here we use ZeroVLM (L) and ZeroVLM (M) for fair comparison.

5.2 Experimental Result

Overall performance. Our experimental aims to comprehensively evaluate the visual spatial reasoning capabilities of VLMs ZeroVLM (L) and ZeroVLM (M) on various datasets. We seek to understand how different view datasets (including original, single-view, and multi-view datasets) affect the performance of these models in visual-spatial reasoning tasks. We first test ZeroVLM (L) and ZeroVLM (M) on the original VSR dataset (without 3D reconstruction) and we reproduced

LXMERT [41], VisualBERT [22], and CLIP [36] using the same parameters as in VSR [26], and also tested them on the original VSR dataset (without 3D reconstruction). The result of this comparison is reported in Table 2. Our experimental results show a baseline comparison of ZeroVLM (L) and ZeroVLM (M) testing the original dataset with VSR [26], highlighting the basic performance of ZeroVLM (L) and ZeroVLM (M).

Additionally, we tested single-view 3D reconstructions from the VSR and What’sUp datasets, and multi-view datasets derived from these single views. We also assessed their visual spatial reasoning accuracy on single-view and multi-view datasets using different view prompts for ZeroVLM.

Single View vs Multiple View. In this experiment, we investigated the impact of single-view versus multi-view 3D reconstruction on the visual spatial reasoning capabilities of VLMs. We assessed two VLMs: ZeroVLM (L) and ZeroVLM (M), using both single-view and multi-view datasets. The results, shown in Figure 6, reveal that ZeroVLM excels in single-view conditions with an average accuracy of 79.28%, but its performance drops to 58.42% in multi-view conditions. ZeroVLM (M) performs less well overall, with average accuracy of 56.95% for single-view and 56.23% for multi-view. Overall, ZeroVLM (L) outperforms ZeroVLM (M) in visual spatial reasoning tasks, particularly in single-view scenarios. While ZeroVLM (M) possesses unique advantages in handling multi-modalities, there is still room for improvement in specific visual spatial reasoning tasks [3]. The reason that multi-view models failed might be due to the fact that there are too many elements in the multi-view image dataset and the model cannot distinguish them correctly.

View Type	View	View Prompt	VSR (Random Split)	VSR (Zero Shot)	What’sUp (A)	What’sUp (B)
Single-View	Origin	×	70.29	70.94	71.14	<u>80.76</u>
	L-V	×	81.80	82.35	82.69	71.15
	R-V	×	78.60	79.41	80.76	78.84
	Ra-V	×	80.60	83.33	78.84	73.07
	L-V	✓	89.20	88.63	<u>88.62</u>	76.32
	R-V	✓	87.60	<u>89.41</u>	90.38	84.21
	Ra-V	✓	88.40	90.09	87.42	79.56
	M-V	×	55.60	60.78	59.61	57.69
Multi-View	Origin + L-V	✓	64.60	50.98	63.46	65.23
	Origin + L-V + R-V	✓	67.40	61.76	69.23	68.38
	Origin + M-V	✓	72.20	59.80	65.38	63.21

Table 3. Performance comparison of ZeroVLM (L) under different view combinations. L-V represents the left-view images, R-V represents the right-view images, Ra-V represents the random-view images, and M-V represents the multi-view images (excl. the original image). Bests are in **bold**, and second bests are underlined.

Effect on different view prompts. In this experiment, we aim to explore the potential enhancement of visual spatial reasoning abilities in VLMs by employing different view prompts. We sought to investigate if leveraging contextual connections through textual cues could significantly improve the performance of VLMs in understanding and reasoning about visual spatial relationships. To achieve this, we applied various view prompts with ZeroVLM and assessed its visual spatial reasoning abilities across both single-view and multi-view datasets. These view prompts were designed to provide contextual cues that could aid the model in interpreting visual spatial information more effectively. The results of this comprehensive assessment are presented in Table 3. The experiment demonstrated that the use of different prompts can indeed enhance the visual spatial reasoning capabilities of VLMs. Overall, our study concludes that employing a view prompt can enhance the visual spatial reasoning abilities of VLMs.

Case study. Our study aims to investigate the impact of 3D reconstruction on the visual spatial reasoning capabilities of VLM. We assess whether 3D reconstruction (Zero-1-to-3) enhances these capabilities from the original dataset to the single-view dataset and compare the performance of ZeroVLM (L) and ZeroVLM (M) using single-view images

after 3D reconstruction. The comparative analysis focuses on the visual spatial reasoning capabilities of ZeroVLM on both datasets. Figure 7 illustrates the enhancement by ZeroVLM using the single-view dataset. Figure 8 presents the performance comparison between ZeroVLM (L) and ZeroVLM (M). Results show that ZeroVLM (L) has improved visual spatial reasoning with the single-view dataset after 3D reconstruction and outperforms ZeroVLM (M). This suggests that 3D reconstruction provides useful spatial information aiding visual reasoning.

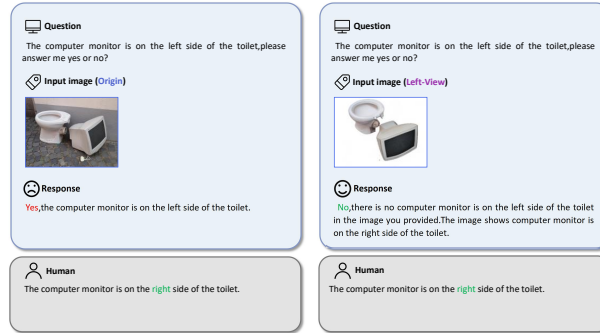


Fig. 7. Different results were obtained by ZeroVLM when evaluating datasets with and without 3D reconstruction. View prompts are omitted to save space.

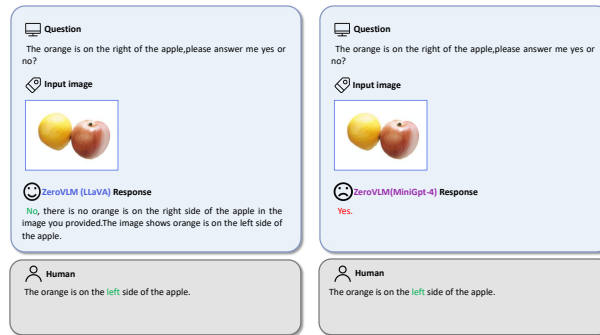


Fig. 8. Different results were obtained when inputting the 3D reconstructed datasets into ZeroVLM (L) and ZeroVLM (M). View prompts are omitted to save space.

6 Conclusion

This work studies the task of visual spatial reasoning and presents a simple and novel model, called ZeroVLM, for enhancing the visual spatial reasoning capability of VLMs through 3D reconstruction. In particular, ZeroVLM uses the Zero-1-to-3 model to generate different views over different angles of the input image, and uses VLMs to generate spatial reasoning answers with the stitched view image and a specially designed view prompt. We validate the effectiveness of our VLMs by comparative experiments from various views, including single-view and multiple-view images, and evaluated the performance of LLaVA and MiniGPT-4 under our ZeroVLM. The experimental results suggest that 3D reconstruction with a view prompt from a single perspective can effectively enhance the model's visual spatial reasoning ability. Future research could also develop models that dynamically adjust view prompts based on task requirements and integrate additional modal information, such as video and audio, to enhance multi-modal processing capability.

7 Limitations

Although ZeroVLM demonstrates significant performance improvements, we still identify the following limitations of our work: (1) Data dependency: ZeroVLM used specific visual spatial reasoning datasets in our experiments. Although these datasets cover a variety of scenarios, they may not fully represent all the complex spatial relationships in the real world; (2) Diversity of datasets: Although we used multiple datasets for testing, these datasets may not fully cover all possible application scenarios. Therefore, the model may need further training and adjustment to ensure its generality and robustness when processing different types of images and tasks; (3) The generalization ability of the model: Although the Zero-1-to-3 model performs well in zero-shot generalization, in some extreme cases, the model may still not accurately capture the spatial relationship. Therefore, considering other methods for the 3D reconstruction module is one of our future work directions.

8 Potential risks

The development and deployment of VLMs for visual spatial reasoning present several potential risks. One significant risk is the dependency on specific datasets for training, which may not encompass the full diversity of spatial relationships encountered in real-world scenarios. This can lead to models that perform well in controlled environments but fail to generalize effectively. Additionally, the computational resources required for 3D reconstruction and multi-view generation are substantial, posing scalability and real-time application challenges. Another concern is the potential for bias in the datasets, which can result in models that unfairly represent or perform poorly on underrepresented spatial arrangements or object types. Furthermore, privacy and security issues arise when handling large amounts of visual data, necessitating strict adherence to data protection guidelines. Lastly, there are ethical considerations regarding the misuse of enhanced spatial reasoning capabilities for surveillance or other invasive applications, underscoring the need for transparency and accountability in the deployment of these technologies. Addressing these risks is essential to ensure the effective and responsible use of VLMs in visual spatial reasoning.

References

- [1] Josh Achiam, Steven Adler, Sandhini Agarwal, Lama Ahmad, Ilge Akkaya, Florencia Leoni Aleman, Diogo Almeida, Janko Altenschmidt, Sam Altman, Shyamal Anadkat, et al. 2023. Gpt-4 technical report. *arXiv preprint arXiv:2303.08774* (2023).
- [2] Hangbo Bao, Wenhui Wang, Li Dong, Qiang Liu, Owais Khan Mohammed, Kriti Aggarwal, Subhojit Som, and Furu Wei. 2021. Vlm0: Unified vision-language pre-training with mixture-of-modality-experts. *arXiv preprint arXiv:2111.02358* (2021).
- [3] Peter W. Battaglia, Jessica B. Hamrick, Victor Bapst, Alvaro Sanchez-Gonzalez, Vinicius Flores Zambaldi, Mateusz Malinowski, Andrea Tacchetti, David Raposo, Adam Santoro, Ryan Faulkner, Çağlar Gülçehre, H. Francis Song, Andrew J. Ballard, Justin Gilmer, George E. Dahl, Ashish Vaswani, Kelsey R. Allen, Charlie Nash, Victoria Langston, Chris Dyer, Nicolas Manfred Otto Heess, Daan Wierstra, Pushmeet Kohli, Matthew M. Botvinick, Oriol Vinyals, Yujia Li, and Razvan Pascanu. 2018. Relational inductive biases, deep learning, and graph networks. *ArXiv* (2018).
- [4] Anh-Quan Cao and Raoul De Charette. 2022. Monoscene: Monocular 3d semantic scene completion. In *Proceedings of the IEEE/CVF Conference on Computer Vision and Pattern Recognition*.
- [5] Boyuan Chen, Zhuo Xu, Sean Kirmani, Brian Ichter, Danny Driess, Pete Florence, Dorsa Sadigh, Leonidas Guibas, and Fei Xia. 2024. Spatialvlm: Endowing vision-language models with spatial reasoning capabilities. *arXiv preprint arXiv:2401.12168* (2024).
- [6] Feilong Chen, Xiuyi Chen, Shuang Xu, and Bo Xu. 2022. Improving cross-modal understanding in visual dialog via contrastive learning. In *ICASSP 2022-2022 IEEE International Conference on Acoustics, Speech and Signal Processing (ICASSP)*.
- [7] Xi Chen, Xiao Wang, Soravit Changpinyo, AJ Piergiovanni, Piotr Padlewski, Daniel Salz, Sebastian Goodman, Adam Grycner, Basil Mustafa, Lucas Beyer, et al. 2022. Pali: A jointly-scaled multilingual language-image model. *arXiv preprint arXiv:2209.06794* (2022).
- [8] Wei-Lin Chiang, Zhuohan Li, Zi Lin, Ying Sheng, Zhanghao Wu, Hao Zhang, Lianmin Zheng, Siyuan Zhuang, Yonghao Zhuang, Joseph E. Gonzalez, Ion Stoica, and Eric P. Xing. 2023. Vicuna: An Open-Source Chatbot Impressing GPT-4 with 90%* ChatGPT Quality.
- [9] Bo Dai, Sanja Fidler, and Dahua Lin. 2018. A neural compositional paradigm for image captioning. *Advances in Neural Information Processing Systems* (2018).

- [10] Alexey Dosovitskiy, Lucas Beyer, Alexander Kolesnikov, Dirk Weissenborn, Xiaohua Zhai, Thomas Unterthiner, Mostafa Dehghani, Matthias Minderer, Georg Heigold, Sylvain Gelly, et al. 2020. An image is worth 16x16 words: Transformers for image recognition at scale. *arXiv preprint arXiv:2010.11929* (2020).
- [11] Yash Goyal, Tejas Khot, Douglas Summers-Stay, Dhruv Batra, and Devi Parikh. 2017. Making the V in VQA Matter: Elevating the Role of Image Understanding in Visual Question Answering. In *2017 IEEE Conference on Computer Vision and Pattern Recognition (CVPR)*.
- [12] Monoranjan Guchait, Arnab Roy, and Seema Sharma. 2021. Probing mild-tempered neutralino dark matter through top-squark production at the LHC. *Physical Review D* (2021).
- [13] Kaiming He, Xinlei Chen, Saining Xie, Yanghao Li, Piotr Dollár, and Ross Girshick. 2022. Masked autoencoders are scalable vision learners. In *Proceedings of the IEEE/CVF conference on computer vision and pattern recognition*.
- [14] Ronghang Hu, Anna Rohrbach, Trevor Darrell, and Kate Saenko. 2019. Language-conditioned graph networks for relational reasoning. In *Proceedings of the IEEE/CVF international conference on computer vision*.
- [15] You Huang, Hao Yang, Ke Sun, Shengchuan Zhang, Liujuan Cao, Guannan Jiang, and Rongrong Ji. 2023. InterFormer: Real-time interactive image segmentation. In *Proceedings of the IEEE/CVF International Conference on Computer Vision*.
- [16] Drew A Hudson and Christopher D Manning. 2019. Gqa: A new dataset for real-world visual reasoning and compositional question answering. In *Proceedings of the IEEE/CVF conference on computer vision and pattern recognition*.
- [17] Amita Kamath, Jack Hessel, and Kai-Wei Chang. 2023. What's "up" with vision-language models? Investigating their struggle with spatial reasoning. *arXiv preprint arXiv:2310.19785* (2023).
- [18] Muhammad Uzair Khattak, Hanoona Rasheed, Muhammad Maaz, Salman Khan, and Fahad Shahbaz Khan. 2023. MaPL: Multi-Modal Prompt Learning. In *Proceedings of the IEEE/CVF Conference on Computer Vision and Pattern Recognition (CVPR)*.
- [19] Douwe Kiela, Suvrat Bhooshan, Hamed Firooz, Ethan Perez, and Davide Testuggine. 2019. Supervised multimodal bitransformers for classifying images and text. *arXiv preprint arXiv:1909.02950* (2019).
- [20] Feng Li, Hao Zhang, Yi-Fan Zhang, Shilong Liu, Jian Guo, Lionel M Ni, PengChuan Zhang, and Lei Zhang. 2022. Vision-language intelligence: Tasks, representation learning, and large models. *arXiv preprint arXiv:2203.01922* (2022).
- [21] Gen Li, Nan Duan, Yuejian Fang, Daxin Jiang, and Ming Zhou. 2019. Unicoder-VL: A Universal Encoder for Vision and Language by Cross-modal Pre-training. *ArXiv* (2019).
- [22] Liunian Harold Li, Mark Yatskar, Da Yin, Cho-Jui Hsieh, and Kai-Wei Chang. 2019. Visualbert: A simple and performant baseline for vision and language. *arXiv preprint arXiv:1908.03557* (2019).
- [23] Yiming Li, Zhiding Yu, Christopher Choy, Chaowei Xiao, Jose M Alvarez, Sanja Fidler, Chen Feng, and Anima Anandkumar. 2023. Voxformer: Sparse voxel transformer for camera-based 3d semantic scene completion. In *Proceedings of the IEEE/CVF conference on computer vision and pattern recognition*.
- [24] Fangyu Liu, Emanuele Bugliarello, Edoardo Maria Ponti, Siva Reddy, Nigel Collier, and Desmond Elliott. 2021. Visually grounded reasoning across languages and cultures. *arXiv preprint arXiv:2109.13238* (2021).
- [25] Fangyu Liu, Julian Martin Eisenschlos, Francesco Piccinno, Syrine Krichene, Chenxi Pang, Kenton Lee, Mandar Joshi, Wenhui Chen, Nigel Collier, and Yasemin Altun. 2022. Deplot: One-shot visual language reasoning by plot-to-table translation. *arXiv preprint arXiv:2212.10505* (2022).
- [26] Fangyu Liu, Guy Emerson, and Nigel Collier. 2023. Visual spatial reasoning. *Transactions of the Association for Computational Linguistics* (2023).
- [27] Haotian Liu, Chunyuan Li, Yuheng Li, and Yong Jae Lee. 2023. Improved baselines with visual instruction tuning. *arXiv preprint arXiv:2310.03744* (2023).
- [28] Haotian Liu, Chunyuan Li, Qingyang Wu, and Yong Jae Lee. 2024. Visual instruction tuning. *Advances in neural information processing systems* (2024).
- [29] Ruoshi Liu, Rundi Wu, Basile Van Hoorick, Pavel Tokmakov, Sergey Zakharov, and Carl Vondrick. 2023. Zero-1-to-3: Zero-shot one image to 3d object. In *Proceedings of the IEEE/CVF International Conference on Computer Vision*.
- [30] Yang Liu, Yu-Shen Wei, Hong Yan, Guan-Bin Li, and Liang Lin. 2022. Causal reasoning meets visual representation learning: A prospective study. *Machine Intelligence Research* (2022).
- [31] Zhaoyang Liu, Yinan He, Wenhui Wang, Weiyun Wang, Yi Wang, Shoufa Chen, Qinglong Zhang, Yang Yang, Qingyun Li, Jiashuo Yu, et al. 2023. Internchat: Solving vision-centric tasks by interacting with chatbots beyond language. *arXiv preprint arXiv:2305.05662* (2023).
- [32] Jonathan Long, Evan Shelhamer, and Trevor Darrell. 2015. Fully convolutional networks for semantic segmentation. In *2015 IEEE Conference on Computer Vision and Pattern Recognition (CVPR)*.
- [33] Sachit Menon and Carl Vondrick. 2022. Visual classification via description from large language models. *arXiv preprint arXiv:2210.07183* (2022).
- [34] Dustin Podell, Zion English, Kyle Lacey, Andreas Blattmann, Tim Dockhorn, Jonas Müller, Joe Penna, and Robin Rombach. 2023. Sdxl: Improving latent diffusion models for high-resolution image synthesis. *arXiv preprint arXiv:2307.01952* (2023).
- [35] Di Qi, Lin Su, Jia Song, Edward Cui, Tarooh Bharti, and Arun Sacheti. 2020. Imagebert: Cross-modal pre-training with large-scale weak-supervised image-text data. *arXiv preprint arXiv:2001.07966* (2020).
- [36] Alec Radford, Jong Wook Kim, Chris Hallacy, Aditya Ramesh, Gabriel Goh, Sandhini Agarwal, Girish Sastry, Amanda Askell, Pamela Mishkin, Jack Clark, et al. 2021. Learning transferable visual models from natural language supervision. In *International conference on machine learning*.
- [37] Navid Rajabi and Jana Kosecka. 2023. Towards Grounded Visual Spatial Reasoning in Multi-Modal Vision Language Models. *arXiv preprint arXiv:2308.09778* (2023).

- [38] Hanoona Rasheed, Muhammad Maaz, Sahal Shaji, Abdelrahman Shaker, Salman Khan, Hisham Cholakkal, Rao M Anwer, Eric Xing, Ming-Hsuan Yang, and Fahad S Khan. 2023. Glamm: Pixel grounding large multimodal model. *arXiv preprint arXiv:2311.03356* (2023).
- [39] Joseph Redmon, Santosh Divvala, Ross Girshick, and Ali Farhadi. 2016. You Only Look Once: Unified, Real-Time Object Detection. In *2016 IEEE Conference on Computer Vision and Pattern Recognition (CVPR)*.
- [40] Weijie Su, Xizhou Zhu, Yue Cao, Bin Li, Lewei Lu, Furu Wei, and Jifeng Dai. 2019. Vi-bert: Pre-training of generic visual-linguistic representations. *arXiv preprint arXiv:1908.08530* (2019).
- [41] Hao Tan and Mohit Bansal. 2019. Lxmert: Learning cross-modality encoder representations from transformers. *arXiv preprint arXiv:1908.07490* (2019).
- [42] Hugo Touvron, Thibaut Lavril, Gautier Izacard, Xavier Martinet, Marie-Anne Lachaux, Timothée Lacroix, Baptiste Rozière, Naman Goyal, Eric Hambro, Faisal Azhar, et al. 2023. Llama: Open and efficient foundation language models. *arXiv preprint arXiv:2302.13971* (2023).
- [43] Ashish Vaswani, Noam Shazeer, Niki Parmar, Jakob Uszkoreit, Llion Jones, Aidan N Gomez, Łukasz Kaiser, and Illia Polosukhin. 2017. Attention is all you need. *Advances in neural information processing systems* (2017).
- [44] Junyang Wang, Ming Yan, Yi Zhang, and Jitao Sang. 2023. From association to generation: Text-only captioning by unsupervised cross-modal mapping. *arXiv preprint arXiv:2304.13273* (2023).
- [45] Peng Wang, An Yang, Rui Men, Junyang Lin, Shuai Bai, Zhikang Li, Jianxin Ma, Chang Zhou, Jingren Zhou, and Hongxia Yang. 2022. Ofa: Unifying architectures, tasks, and modalities through a simple sequence-to-sequence learning framework. In *International Conference on Machine Learning*. PMLR, 23318–23340.
- [46] Ning Xie, Farley Lai, Derek Doran, and Asim Kadav. 2019. Visual entailment: A novel task for fine-grained image understanding. *arXiv preprint arXiv:1901.06706* (2019).
- [47] Cheng Yang, Rui Xu, Ye Guo, Peixiang Huang, Yiru Chen, Wenkui Ding, Zhongyuan Wang, and Hong Zhou. 2024. Improving Vision-and-Language Reasoning via Spatial Relations Modeling. In *Proceedings of the IEEE/CVF Winter Conference on Applications of Computer Vision*.
- [48] Jinyu Yang, Jiali Duan, Son Tran, Yi Xu, Sampath Chanda, Liqun Chen, Belinda Zeng, Trishul Chilimbi, and Junzhou Huang. 2022. Vision-language pre-training with triple contrastive learning. In *Proceedings of the IEEE/CVF Conference on Computer Vision and Pattern Recognition*.
- [49] Ling Yang, Zhilong Zhang, Yang Song, Shenda Hong, Runsheng Xu, Yue Zhao, Wentao Zhang, Bin Cui, and Ming-Hsuan Yang. 2023. Diffusion models: A comprehensive survey of methods and applications. *Comput. Surveys* (2023).
- [50] Licheng Yu, Patrick Poirson, Shan Yang, Alexander C Berg, and Tamara L Berg. 2016. Modeling context in referring expressions. In *Computer Vision—ECCV 2016: 14th European Conference, Amsterdam, The Netherlands, October 11–14, 2016, Proceedings, Part II 14*.
- [51] Rufai Yusuf Zakari, Jim Wilson Owusu, Hailin Wang, Ke Qin, Zaharaddeen Karami Lawal, and Yuezhou Dong. 2022. Vqa and visual reasoning: An overview of recent datasets, methods and challenges. *arXiv preprint arXiv:2212.13296* (2022).
- [52] Rowan Zellers, Yonatan Bisk, Ali Farhadi, and Yejin Choi. 2019. From recognition to cognition: Visual commonsense reasoning. In *Proceedings of the IEEE/CVF conference on computer vision and pattern recognition*.
- [53] Pengchuan Zhang, Xiujun Li, Xiaowei Hu, Jianwei Yang, Lei Zhang, Lijuan Wang, Yejin Choi, and Jianfeng Gao. 2021. Vinvl: Revisiting visual representations in vision-language models. In *Proceedings of the IEEE/CVF conference on computer vision and pattern recognition*.
- [54] Wayne Xin Zhao, Kun Zhou, Junyi Li, Tianyi Tang, Xiaolei Wang, Yupeng Hou, Yingqian Min, Beichen Zhang, Junjie Zhang, Zican Dong, et al. 2023. A survey of large language models. *arXiv preprint arXiv:2303.18223* (2023).
- [55] Bolei Zhou, Hang Zhao, Xavier Puig, Sanja Fidler, Adela Barriuso, and Antonio Torralba. 2017. Scene Parsing through ADE20K Dataset. *2017 IEEE Conference on Computer Vision and Pattern Recognition (CVPR)* (2017).
- [56] Deyao Zhu, Jun Chen, Xiaoqian Shen, Xiang Li, and Mohamed Elhoseiny. 2023. Minigt-4: Enhancing vision-language understanding with advanced large language models. *arXiv preprint arXiv:2304.10592* (2023).

A Appendix

This section contains additional results. Figure 9 illustrates the differences between LLaVA and ZeroVLM (L). In our study, we prepare the required questions in JSON file format and modify ZeroVLM (L) to recognize and accept JSON file inputs. We enable ZeroVLM (L) to identify the corresponding questions by matching the input image names with the image names in the JSON file. Figure 10 illustrates the single-view and multi-view datasets obtained after 3D reconstruction of the VSR dataset and the What’sUp dataset.

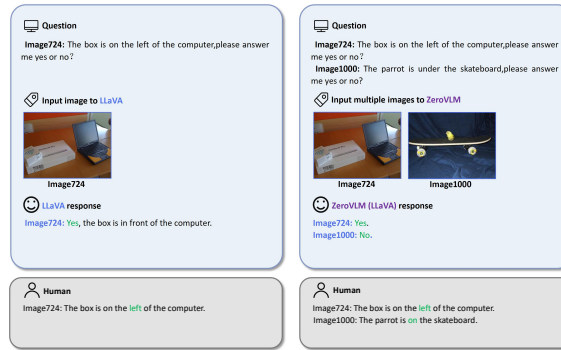


Fig. 9. The primary difference between LLaVA and ZeroVLM (L) lies in their input handling. LLaVA processes a single image as input, whereas ZeroVLM (L) is designed to handle multiple images. Due to the limited expressive capacity of individual images, we restrict the input for ZeroVLM (L) to two images.



Fig. 10. The 3D reconstructed single-view and multi-view versions of each dataset are presented.